For personal use only

NORTH AMERICA'S NEXT LITHIUM POWERHOUSE

November 2024 Webinar

IMPORTANT INFORMATION

This presentation has been prepared by Patriot Battery Metals Inc (**Company**) and is authorised for release by Managing Director, Ken Brinsden.

CAUTIONARY STATEMENTS

The Preliminary Economic Assessment (PEA) referred to in this presentation is a preliminary technical, conceptual and economic study of the potential viability of developing the Shaakichiuwaanaan Project by constructing a concentrate processing facility on site. The PEA referred to in this presentation is conceptual, at scoping study level only, which is based on a lower level of technical assessment that is not sufficient to support the estimation of mineral reserves and is inherently uncertain. The PEA has an accuracy of ± 25-30% only to determine potential viability. It does not have the same level of detail, precision and confidence to determine technical and economic viability as a pre-feasibility study (PFS) or definitive feasibility study (FS). Further exploration and evaluation work and appropriate studies are required before the Company will be in a position to estimate any mineral reserves or to provide any assurance of an economic development case.

Approximately 75% of the Life of Mine production is in the Indicated Mineral Resource category and 25% is in the Inferred Mineral Resource Category. The use of Inferred Mineral Resources in the PEA is not the determining factor in the viability of the Shaakichiuwaanaan Project. The Inferred Mineral Resource is considered too speculative geologically to have the economic considerations applied to them that would enable them to be categorized as mineral reserves and is not the determining factor in the viability of the Shaakichiuwaanaan Project. Inferred Mineral Resources are that part of the mineral resource for which quantity and grade, or quality are estimated on the basis of limited geologic evidence and sampling, which is sufficient to imply but not verify grade or quality continuity. Inferred Mineral Resources may therefore not be converted to mineral reserves. Whilst both the CIM Code and JORC Code provide that it is reasonably expected, though not guaranteed, that the majority of Inferred Mineral Resources could be upgraded to Indicated Mineral Resources with continued exploration, in accordance with ASX Listing Rule 5.16.4, there is a low level of geological confidence associated with Inferred Mineral Resources and there is no certainty that further exploration work will result in the determination of Indicated Mineral Resources or that the production target in the PEA will be realized. Accordingly, there is no certainty that the PEA or its conclusions will be realized

The PEA is based on the material assumptions outlined elsewhere in this presentation and the Company's news release dated August 21, 2024. These include pricing assumptions and assumptions about the availability of funding including the availability of tax credits under CTM-ITC and cash flow from Stage 1 operations which are not guaranteed. While the Company considers all the material assumptions to be based on reasonable grounds, there is no certainty that they will prove to be correct or that the range of outcomes indicated by the PEA will be achieved, In accordance with ASX's guidance on scoping studies, the Company makes the following statements.

To achieve the range of outcomes indicated in the PEA, funding in the order of $869.7 million is required for Stage 1 and $503.8 million for Stage 2, representing a total of $1,373.5 million (including contingency, pre-operating expenditure and assuming no CTM-ITC nor Stage 1 cashflow becomes available). Despite the Company having a track record of raising funds, investors should note that there is no certainty that the Company will be able to raise funding when needed. However, the Company has concluded it has a reasonable basis for providing the forward-looking statements included in this presentation and believes that it has a "reasonable basis" to expect it will be able to fund the development of the Project based on the assumed long-term pricing and on a staged development approach (and therefore staged funding strategy), which involves a combination of potential strategic partnering, strategic debt, equity financing, potential operating cashflows, tax credits and funding from available government infrastructure funds. It is possible that such funding may only be available on terms that may be dilutive to or otherwise affect the value of the Company's existing shares. It is also possible that the Company could pursue other strategies to provide alternative funding options. Given the uncertainties involved, investors should not make any investment decisions based solely on the results of the PEA.

Please refer to the "Disclaimer for Forward Looking Information" for more information regarding assumptions and risks surrounding forward looking statements contained herein

THE INFORMATION IN THIS PRESENTATION WITH RESPECT TO THE PEA was first released by the Company in its news release dated August 21, 2024. "PEA Highlights Shaakichiuwaanaan Project as a Potential North American Lithium Raw Materials Supply Base". The Company confirms that all material assumptions underpinning the production target and forecast financial information derived from the production target in the PEA news release continue to apply and have not materially changed.

DISCLAIMER FOR FORWARD-LOOKING INFORMATION

This presentation contains "forward-looking information" or "forward-looking statements" within the meaning of applicable securities laws and other statements that are not historical facts. Forward-looking statements are included to provide information about management's current expectations and plans that allows investors and others to have a better understanding of the Company's business plans and potential financial performance and condition.

All statements, other than statements of historical fact included in this presentation, regarding the Company's strategy, future operations, technical assessments, prospects, plans and objectives of management are forward-looking statements that involve risks and uncertainties. Forward-looking statements are typically identified by words such as "plan", "expect", "estimate", "intend", "anticipate", "believe", or variations of such words and phrases or statements that certain actions, events or results "may", "could", "would", "might" or "will" be taken, occur or be achieved. Forward-looking statements in this presentation include, but are not limited to, statements concerning: the feasibility study; the Company's position in the market, notably in North America; the future demand for lithium; the progress on EIS and permits for development; the mining approval process; the baseline data collection; future drilling; and the potential funding of the Project.

Forward-looking information is based upon certain assumptions and other important factors that, if untrue, could cause the actual results, performance or achievements of the Company to be materially different from future results, performance or achievements expressed or implied by such information or statements. There can be no assurance that such information or statements will prove to be accurate. Key assumptions upon which the Company's forward-looking information is based include without limitation, assumptions regarding development and exploration activities including exploration targets which are only conceptual in nature; the timing, extent, duration and economic viability of such operations, including any mineral resources or reserves identified thereby; the accuracy and reliability of estimates, projections, forecasts, studies and assessments; the Company's ability to meet or achieve estimates, projections and forecasts; the availability and cost of inputs; the price and market for outputs; foreign exchange rates; taxation levels; the timely receipt of necessary approvals or permits; the ability to meet current and future obligations; the ability to obtain timely financing on reasonable terms when required; the current and future social, economic and political conditions; and other assumptions and factors generally associated with the mining industry.

Readers are cautioned that the foregoing list is not exhaustive of all factors and assumptions which may have been used. Forward-looking statements are also subject to risks and uncertainties facing the Company's business, any of which could have a material adverse effect on the Company's business, financial condition, results of operations and growth prospects. Some of the risks the Company faces and the uncertainties that could cause actual results to differ materially from those expressed in the forward-looking statements include, among others, requirements for additional capital, operating and technical difficulties in connection with mineral exploration and development activities; actual results of exploration activities, including on the Shaakichiuwaanaan Project; the estimation or realization of mineral reserves and mineral resources; the timing and amount of estimated future production; the costs of production, capital expenditures, the costs and timing of the development of new deposits, requirements for additional capital; future prices of spodumene; changes in general economic conditions; changes in the financial markets and in the demand and market price for commodities; lack of investor interest in future financings; the Company's ability to secure permits or financing for the completion of construction activities; and the Company's ability to execute on plans relating to the Company's Shaakichiuwaanaan Project. In addition, readers are directed to carefully review the detailed risk discussion in the Company's most recent Annual Information Form filed on SEDAR+, which discussion is incorporated by reference in this presentation, for a fuller understanding of the risks and uncertainties that affect the Company's business and operations.

Although the Company believes its expectations are based upon reasonable assumptions and has attempted to identify important factors that could cause actual actions, events or results to differ materially from those described in forward-looking statements, there may be other factors that cause actions, events or results not to be as anticipated, estimated or intended. There can be no assurance that forward-looking information will prove to be accurate, as actual results and future events could differ materially from those anticipated in such information. As such, these risks are not exhaustive; however, they should be considered carefully. If any of these risks or uncertainties materialize, actual results may vary materially from those anticipated in the forward-looking statements found herein. Due to the risks, uncertainties, and assumptions inherent in forward-looking statements, readers should not place undue reliance on forward-looking statements.

Forward-looking statements contained herein are presented for the purpose of assisting investors in understanding the Company's business plans, potential financial performance and condition and may not be appropriate for other purposes.

The forward-looking statements contained herein are made only as of the date hereof. The Company disclaims any intention or obligation to update or revise any forward-looking statements, whether as a result of new information, future events or otherwise, except to the extent required by applicable law. The Company qualifies all of its forward-looking statements by these cautionary statements.

QUALIFIED/COMPENTENT PERSONS

The technical information in this presentation is based on, and fairly represents, information reviewed and / or compiled by Mr. Darren L. Smith, M.Sc., P.Geo., who is a Qualified Person as defined by National Instrument 43-101, and Competent Person as defined by JORC, and member in good standing with the Ordre des Géologues du Québec (Geologist Permit number 1968), and with the Association of Professional Engineers and Geoscientists of Alberta (member number 87868), including information from the report titled "NI 43-101 Technical Report, Preliminary Economic Assessment for the Shaakichiuwaanaan Project, James Bay Region, Québec, Canada" with an Issue Date of September 12, 2024, and Effective Date of August 21, 2024. Mr. Smith has reviewed and approved the technical information in this presentation.

Mr. Smith is Vice President of Exploration for Patriot Battery Metals Inc. and holds common shares and options in the Company. Mr. Smith has sufficient experience, which is relevant to the style of mineralization, type of deposit under consideration, and to the activities being undertaken to qualify as a Competent Person as described by the JORC Code, 2012..

IMPORTANT INFORMATION - THE MINERAL RESOURCE ESTIMATE IN THIS PRESENTATION was reported by the Company in accordance with ASX Listing Rule 5.8 on August 5, 2024. The Company confirms it is not aware of any new information or data that materially affects the information included in the announcement and that all material assumptions and technical parameters underpinning the estimates in the announcement continue to apply and have not materially changed. The Company confirms that the form and context in which the competent person's findings are presented have not been materially modified from the original market announcement.

For personal use only

For personal use only

1

Shaakichiuwaanaan Project

Largest Lithium Pegmatite Resource in the Americas

For personal use only

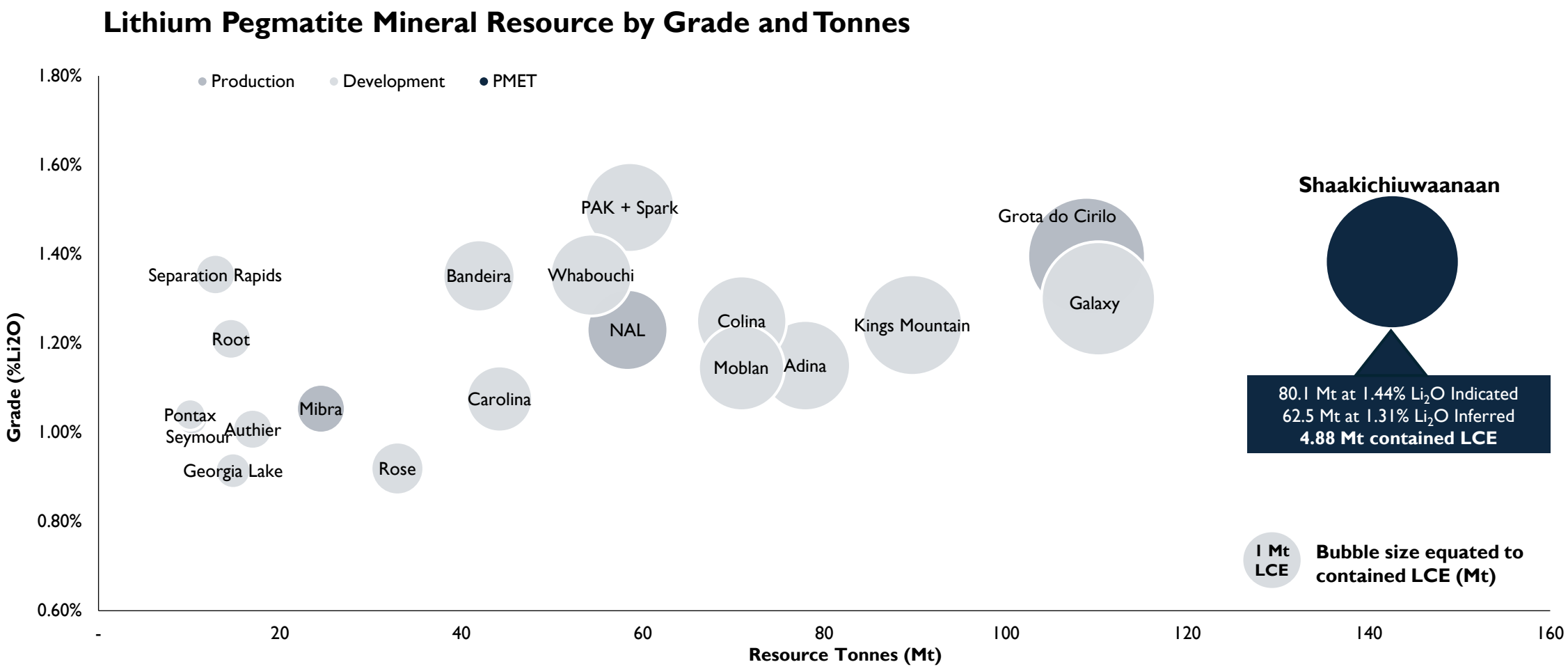

Source: Mineral Resource Estimate ("MRE") data sourced through July 2024 from corporate disclosure in accordance with NI 43-101, JORC, or equivalent regulatory body. Deposit/Project data presented includes the total resource tonnage for all deposits/projects >10 Mt and >0.65% Li2O head grade. Shaakichiuwaanaan (CV5 & CV13) MRE (80.1 Mt at 1.44% Li2O and 163 ppm Ta2O5 Indicated, and 62.5 Mt at 1.31% Li2O and 147 ppm Ta2O5 ppm Inferred) is reported at a cut-off grade of 0.40% Li2O (open-pit), 0.60% Li2O (underground CV5), and 0.80% Li2O (underground CV13) with an Effective Date of August 21, 2024 (through drill hole CV24-526). Mineral Resources are not Mineral Reserves as they do not have demonstrated economic viability. See Appendix page 37 "NOTES PEER COMPARISON INFORMATION - resources" for further details.

2024 Drill Programs

For personal use only

- Summer – Fall drilling began in June and was completed in mid Oct – total of ~65,000 m drilled[1]
  - Continued infill at CV5 to support conversion of Inferred to Indicated classification to underpin Feasibility Study
  - Geotechnical, geomechanical, and hydrogeological drilling in support of Feasibility Study
  - Step out drilling at CV13 as follow-up to high-grade Vega Zone discovery
- Total of ~128,000 m drilled during Calendar 2024
- Drilling now complete for 2024 and materially smaller programs planned for next year
  - Bulk of the CV5 drilling required for Feasibility Study now complete

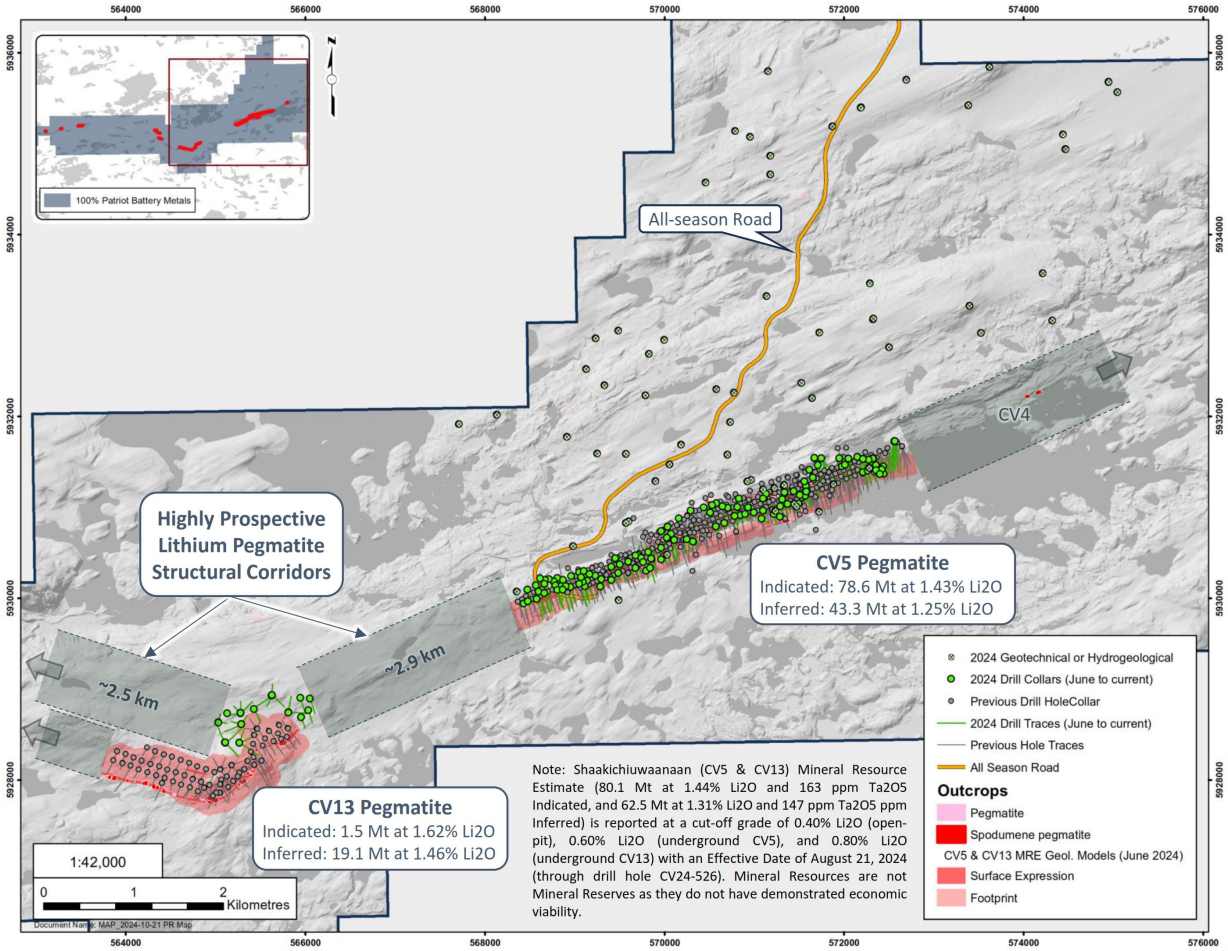

Notes: 1. See CV5 results press release dated November 26th, 2024.

UG - High-grade Mining Potential

For personal use only

- **Selectively targeting high-grade mining areas has the potential to reduce costs during periods of lower lithium pricing, improving optionality of the mine**
  - ✓ While a higher-grade, smaller scale scenario has not been considered within the PEA, the Company is evaluating this approach in the FS under consideration as one of the options that could be deployed in the future, in response to a lower pricing environment
- Mining and processing a higher grade has the effect of increasing the 'yield-to-product' derived from processing the Resource. That is, more concentrate is produced by processing the same tonnage for the effect of increased grade and increasing spodumene recovery as the processed grade increases
  - ✓ Using the PEA processing metrics it is estimated that site costs would reduce by approximately 35-45% via processing 2.1% Li2O grade as compared to the PEA LOM average grade of 1.31% Li2O
- Within the Resource, the PEA has determined that there is underground inferred and indicated mineral resource of approximately 21.8 Mt (diluted & recovered) at 2.10% Li_2O (93% is Indicated and 7% is Inferred)
  - ✓ This resource has the potential to be targeted to reduce costs in a lower pricing environment

CV5 Side View Highlighting the High-Grade Nova Zone

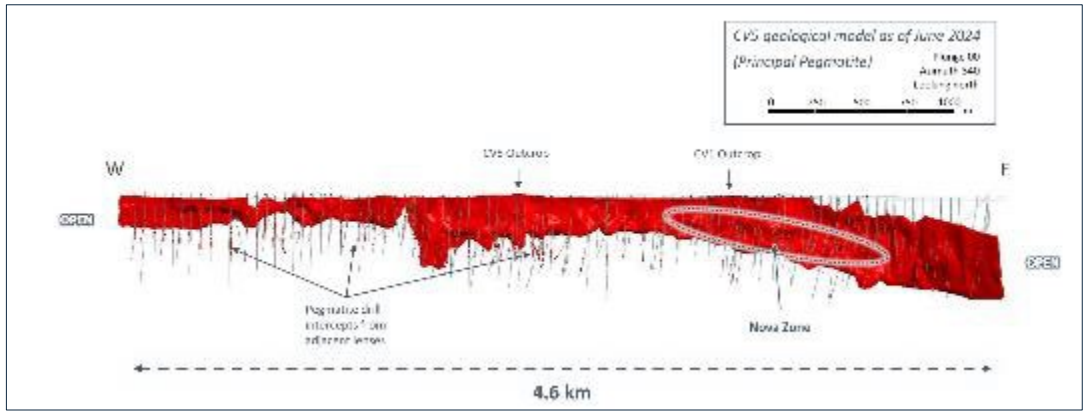

Diluted Recovered U/G Mineral Resource Per Grade Bin

Grade Bins (Li20%)	Tonnes per Grade Bin (Mt)	Avg. Grade per Grade Bin (Li2O%)	Cumulative Tonnes (Mt)	Cumulative Grade (Li2O%)
0.0 to 0.7	4.1	0.21%	39.8	1.54%
0.7 to 0.9	2.4	0.77%	35.7	1.70%
0.9 to 1.1	3.9	0.95%	33.3	1.76%
1.1 to 1.3	3.8	1.14%	29.4	1.87%
1.3 to 1.5	3.8	1.33%	25.6	1.98%
1.5 to 1.7	4.3	1.52%	21.8	2.10%
1.7 to 1.9	4.1	1.71%	17.5	2.24%
1.9 to 2.1	3.2	1.90%	13.4	2.40%
2.1 to 2.3	2.8	2.09%	10.1	2.55%
2.3 to 2.5	2.0	2.28%	7.3	2.73%
2.5 to 2.7	1.5	2.47%	5.3	2.91%
2.7 to 2.9	1.1	2.66%	3.8	3.09%
2.9+	2.7	3.26%	2.7	3.26%
Grand Total	**39.8**	**1.54%**	-	-

UG - High-grade Mining Potential

For personal use only

- **The hybrid approach potentially provides significant flexibility, allowing access to higher-grade zones as needed, which is essential for maximizing Project value while balancing the processing plant throughput and grade and maintaining resource quality**
  - ✓ In the Eeyou Istchee region, underground mining is successfully being deployed at the Éléonore Gold Mine and a hybrid of underground and open pit mining was used at the Stornoway Diamond Mine
  - ✓ The hybrid approach is also expected to reduce project risk throughout the commodity price cycle by allowing more immediate access to higher grade underground areas earlier in the mine plan and significantly reducing the project footprint and the impact to fish and fish habitat thereby reducing the fish compensation requirements
- Underground mining facilitates selective mining of high-grade zones, which in turn may position the Company with a competitive advantage in relation to lower operating costs
  - ✓ The ability to pivot between different mining methods allows for consistent mill feed quality and recovery rates, enhancing the Project's potential economic robustness and long-term viability

Example of Nova Zone Stope Tonnes and Li2O% Grade

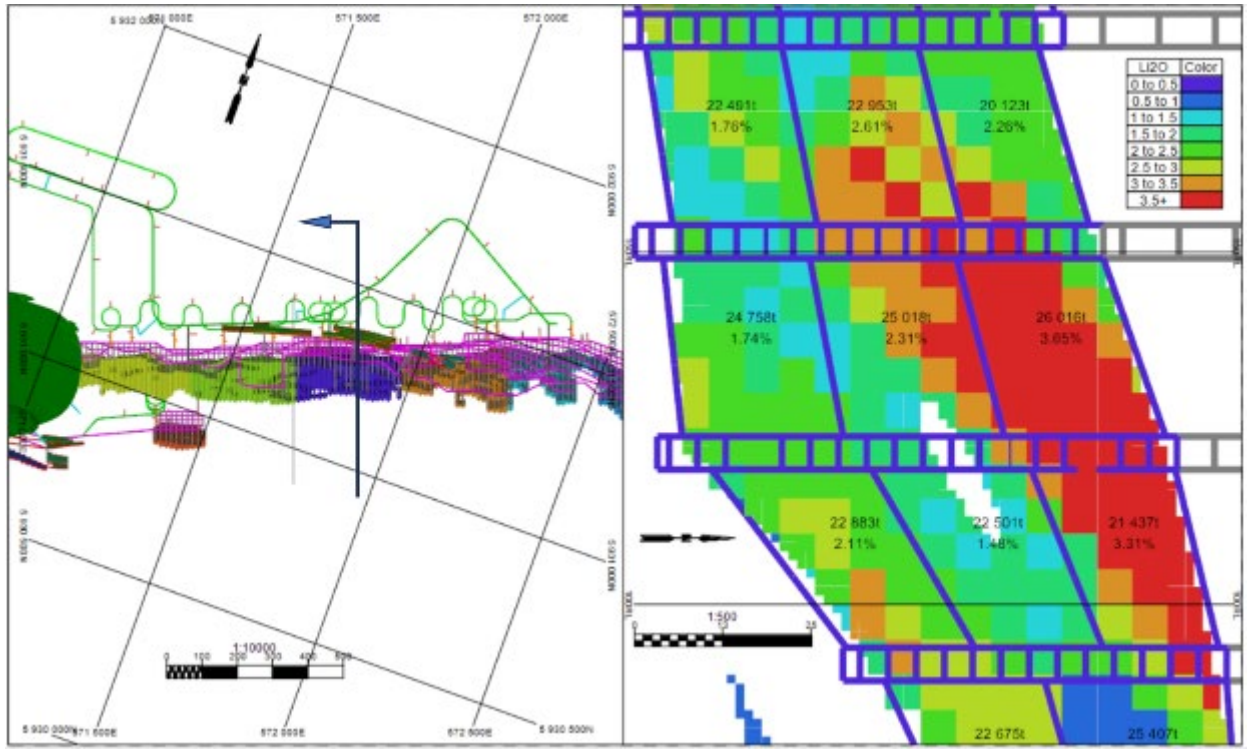

Feasibility Study

For personal use only

- Feasibility Study well underway
  - Trade-off studies targeting earlier access to the Nova Zone
  - Evaluating mining approach / sequence
  - Targeting completion Sept Qtr 2025
- Simple **DMS-only** processing plant
- Average LOM recovery rate expected to be **69.5%**[2]
- Phased approach could see the installation of **a 2.5Mtpa**[1] **processing plant in Stage 1** and another **2.5Mpta processing plant** to run in parallel in **Stage 2**

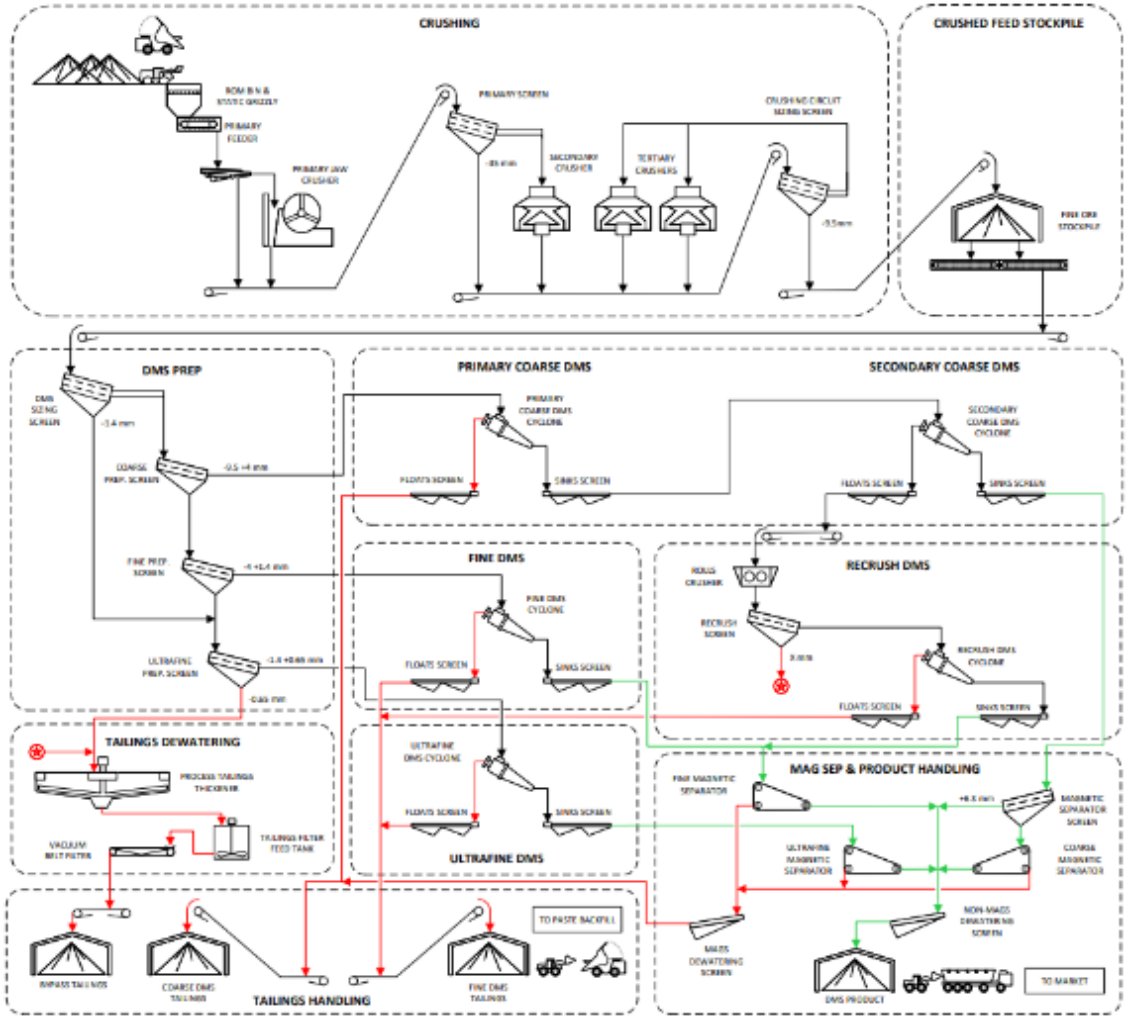

Notes: 1. The 2.5 Mtpa is the processing plant's feed tonnage capacity. 2. The LOM recovery is based on the average feed grade during the period of full production, i.e. Years 4 to 18, feed grade of 1.31 % Li2O. See PEA press release dated August 21, 2024.

Cree Engagement

For personal use only

SHAAKICHIUWAANAAN

- Recent site celebrations / ceremony and feast
  - Approximately 40 community members, including the Tallyman and his family
  - The entire site team
- Camp Shaakichiuwaanaan
  - The name means climbing a hill or a mountain
  - As chosen by the Tallyman, his family and supported by the broader Cree community

ESIA APPROACH

Baseline Data Collection

Based on requirements from the Directives received in April 2024 & on IAA requirements from other projects

Timeline	2022				2023				2024				2025			
Activity	Q1	Q2	Q3	Q4	Q1	Q2	Q3	Q4	Q1	Q2	Q3	Q4	Q1	Q2	Q3	Q4
Baseline Studies	*Completed*				*Completed*				*Underway*				*To come*			
Biophysical																
Geochemistry (phase 1; phase 2 – kinetic testing)																
Soils																
Hydrology and bathymetry																
Surface water quality and sediments																
Hydrogeology and groundwater quality																
Vegetation and wetlands																
Fish and fish habitat																
Terrestrial wildlife (mammals and herpetofauna)																
Avian wildlife																
Other (soundscape, light, etc.)																
Human																
Archeology potential																

Postponed due to forest fires

For personal use only

LEGEND

- Completed
- Postponed
- Planned

Environmental data collection (baseline studies) includes knowledge from land users

Mining Approval Process

For personal use only

✔ **Project Description**

- Project guidelines

Environmental Impact Assessment Report

- Baseline Data collection (nearly complete)
- Alternatives Assessment
- Preferred Project Design (based on the Study)
- Project Effects Assessment
- Environmental Impacts & Mitigation Measures
- Stakeholder Commitments (Feed into the IBA)

+

Feasibility Study (Defines Preferred Project)

=

ESIA Submission to COMEX

COMEV / COMEX Deliberation Examples from ESIA submittal to authorization

- **Stornoway Renard Diamond Mine - 12 Months (actual)**
- **Nemaska Wabouchi Mine - 9 Months (actual)**
- **Arcadium, Galaxy Project - 28 Months (actual)**

- **PMET, Shaakichiuwaanaan - 24 months (estimated)**

COMEX + IBA Approval = Project Approval

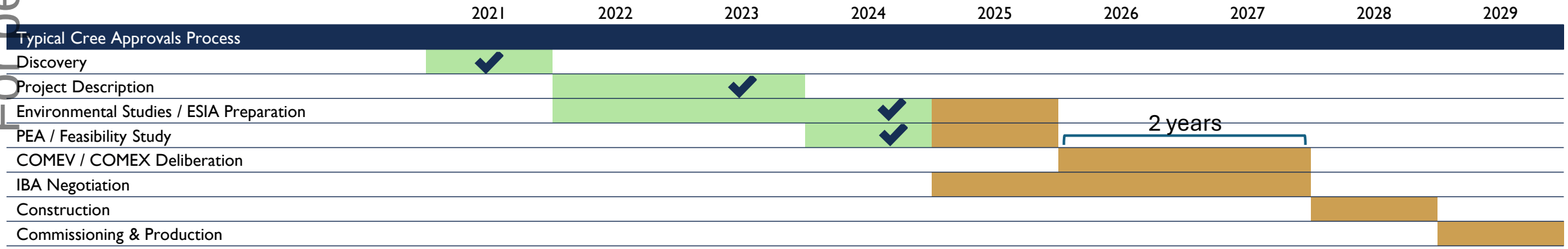

For personal use only

2

Market / Industry Commentary

Western Supply Chain Development

For personal use only

- Chinese dominance of New Energy industries is becoming increasingly clear, with its leading position in the lithium-ion supply chain (from value-added chemicals to cells / cars) growing
- Geopolitical risk is escalating, and we believe Shaakichiuwaanaan is a potential solution for the continued 'friendshoring' trend of western world supply

Global Times

OPINION / EDITORIAL

US company sanctioned by China 'cries out in pain,' tearing off American facade: Global Times editorial

China's curbs on exports of strategic minerals

By Reuters

August 15, 2024 9:22 AM EDT · Updated 3 months ago



For personal use only

3
Demand Growth

North American Downstream Landscape

For personal use only

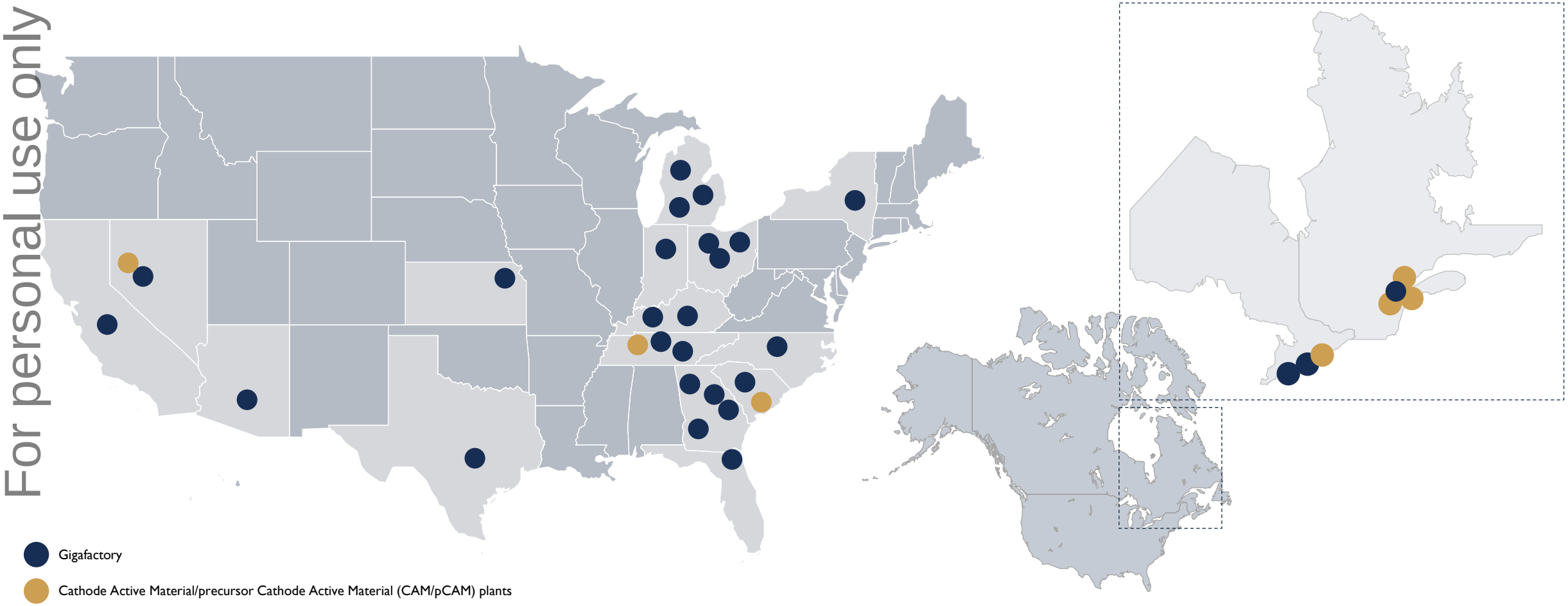

Demand at a Tipping Point

For personal use only

- Lithium Iron Phosphate (LFP) cells in China are now at a very price competitive level, having halved in sale-price in the last 12 months
  - As cell prices drop the addressable market for the batteries increases, driven by EV's and then applications in static energy storage
  - EVs are now price competitive in the US market, with the cheapest 300-mile range EV cheaper than the average US car price
  - End consumer prices for ESS batteries have materially improved over the last 12 months

Reuters

China's CATL pushes beyond batteries into power grids, EV platforms

By Reuters

November 13, 2024 2:57 AM EST · Updated 13 days ago

Battery margins are being squeezed

China sell spot prices and manufacturing costs

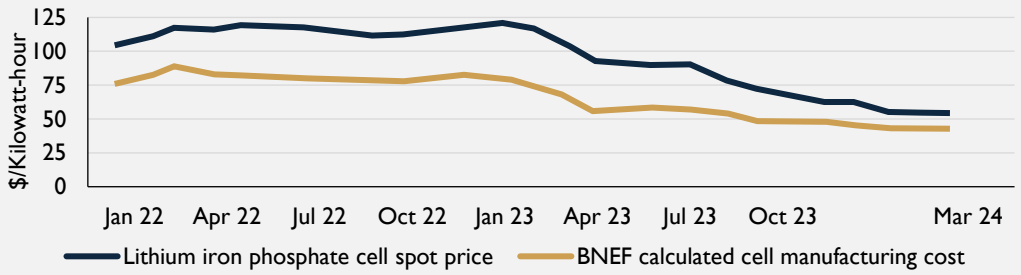

Source: BloombergNEF
Note: The cell mentioned here is prismatic format and excludes taxes. LFP spot price comes from the ICC Battery price database. Estimated cell manufacturing cost is for LFP cells and uses the BNEF BattMan cost model.

EVs Pass a Key Measure of Price Parity in US

Several 300-mile range EVs now cost less than the average new car

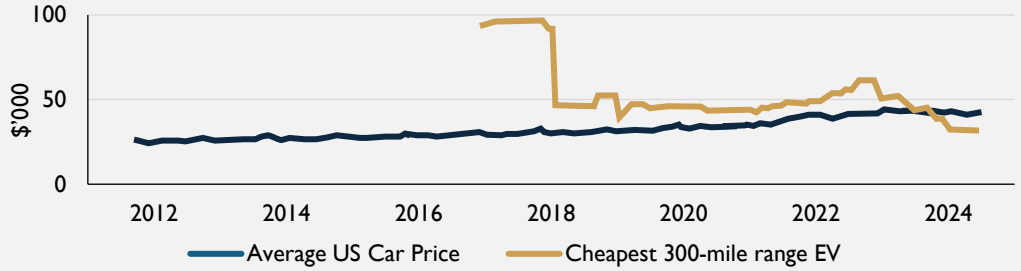

Source: Bloomberg Green, Edmunds.
Note: EV prices don't include government incentives.

Exploration, Resource Growth and Project Delivery

For personal use only

Continue to Drill

- Extend CV5 eastward to CV4 and westward to CV13
- Further delineate the high-grade Vega Zone at CV13
- Test highly prospective structure between CV13's Vega Zone and CV12
- Test other spodumene pegmatite clusters at Property

Exploration/ Development

- Detailed surface mapping at CV5 and CV13 to refine geological models
- Explore significant amount of prospective trend yet to be assessed
- Discover and drill new spodumene pegmatite clusters
- Continue to advance surface work and drilling in support of Feasibility as required

Community

- Build and enhance relationships with Chisasibi and the Cree Nation
- **Ensure local participation:**
  - Employment
  - Business opportunities
  - Environmental data collection and traditional knowledge

Develop CV5

- ✔ Upgraded CV5 mineral resource estimate
- ✔ Completed preliminary economic assessment (PEA)
- Progress EIS and permits for development
- Become a long-term lithium supplier in North America

For personal use only

Thank you

PATRIOT BATTERY METALS

+1 (604) 279 8709
info@patriotbatterymetals.com
patriotbatterymetals.com

Mineral Resource Statement

For personal use only

Pegmatite	Classification	Tonnes	Li_2O (%)	Ta_2O_5 (ppm)	Contained Li_2O (Mt)	Contained LCE (Mt)
CV5 & CV13	Indicated	80,130,000	1.44	163	1.15	2.85
	Inferred	62,470,000	1.31	147	0.82	2.03

- Mineral Resources were prepared in accordance with National Instrument 43-101 – Standards for Disclosure of Mineral Projects ("NI 43-101") and the CIM Definition Standards (2014). Mineral Resources that are not Mineral Reserves do not have demonstrated economic viability. This estimate of Mineral Resources may be materially affected by environmental, permitting, legal, title, taxation, sociopolitical, marketing, economic, or other relevant issues.
- The independent Competent Person (CP), as defined under JORC, and Qualified Person (QP), as defined by NI 43-101 for this estimate is Todd McCracken, P.Geo., Director – Mining & Geology – Central Canada, BBA Engineering Ltd. The Effective Date of the estimate is August 21, 2024 (through drill hole CV24-526).
- Estimation was completed using a combination of ordinary kriging and inverse distance squared (ID^2) in Leapfrog Edge software with dynamic anisotropy search ellipse on specific domains.
- Drill hole composites at 1 m in length. Block size is 10 m x 5 m x 5 m with sub-blocking.
- Both underground and open-pit conceptual mining shapes were applied as constraints to demonstrate reasonable prospects for eventual economic extraction. Cut-off grades for open-pit constrained resources are 0.40% Li_2O for both CV5 and CV13, and for underground constrained resources are 0.60% Li_2O for CV5 and 0.80% Li_2O for CV13. Open-pit and underground Mineral Resource constraints are based on a spodumene concentrate price of US$1,500/tonne (6% basis FOB Bécancour) and an exchange rate of 0.76 USD/CAD.
- Rounding may result in apparent summation differences between tonnes, grade, and contained metal content.
- Tonnage and grade measurements are in metric units.
- Conversion factors used: Li_2O = Li x 2.153; LCE (i.e., Li_2CO_3) = Li_2O x 2.473, Ta_2O_5 = Ta x 1.221.
- Densities for pegmatite blocks (both CV5 & CV13) were estimated using a linear regression function (SG = 0.0688x Li_2O% + 2.625) derived from the specific gravity ("SG") field measurements and Li_2O grade. Non-pegmatite blocks were assigned a fixed SG based on the field measurement median value of their respective lithology.

NOTES PEER COMPARISON INFORMATION – RESOURCES (SLIDE 4)

Company	Project	Stage	Reserves (Mt LCE)			Resources (Mt LCE) — Inclusive of Reserves				Information Source(s)
			Proven	Probable	**Total Reserves**	Measured	Indicated	Inferred	**Total Resources**	
AVZ Minerals	Manono (75%)	Feasibility	2.0	2.0	**4.0**	4.0	11.0	10.0	**25.0**	ASX Announcement dated January 31, 2024
Azure Minerals	Andover (60%)	Pre-Resource	—	—	**—**	—	—	—	**—**	ASX Announcement dated March 29, 2022
Core Lithium	Finniss	C&M	0.2	0.2	**0.4**	0.2	0.7	0.6	**1.5**	ASX Announcement dated April 11, 2024
Critical Elements	Rose	Feasibility	—	0.6	**0.6**	--	0.7	0.0	**0.7**	Critical Elements August 2023 Updated Feasibility Study
Frontier Lithium	PAK	Pre-Feas	—	0.8	**0.8**	0.1	1	1.1	**2.2**	Frontier Lithium Press Release dated May 31, 2023
Liontown	Kathleen Valley	Construction	0.1	2.2	**2.3**	0.6	3.8	0.9	**5.3**	ASX Announcement dated November 11, 2021
Liontown	Buldania	Resource	—	—	**—**	—	0.2	0.1	**0.4**	ASX Announcement dated November 8, 2019
MinRes	Wodgina (40%)	Producing	0.01	2.3	**2.3**	—	2.6	0.5	**3.1**	ASX Announcement dated September 22, 2023
MinRes	Mt Marion (50%)	Producing	0.00	0.6	**0.6**	—	0.9	0.1	**1.1**	ASX Announcement dated February 21, 2024
Piedmont	Carolina	Feasibility	—	0.5	**0.5**	—	0.8	0.4	**1.2**	Piedmont Lithium Press Release dated December 14, 2021
Piedmont	NAL (25%)	Producing	0.01	0.1	**0.1**	0.01	0.2	0.3	**0.4**	Sayona Mining ASX Announcement dated April 14, 2023
Piedmont	Authier (25%)	Producing	0.04	0.04	**0.1**	0.04	0.1	0.02	**0.1**	Authier Lithium Project Updated DFS dated October 2019; Sayona Mining 2022 Half-Year Report
Pilbara Minerals	Pilgangoora	Producing	0.7	5.7	**6.2**	0.7	8.9	2.0	**11.9**	ASX Announcement dated August 24, 2023
Pilbara Minerals	Altura	Restart	0.2	0.8	**1.0**	0.2	0.9	0.1	**1.2**	Altura Mining 2019 Annual Report
Sayona Mining	NAL (75%)	Producing	0.02	0.4	**0.4**	0.02	0.6	0.8	**1.3**	ASX Announcement dated April 14, 2023
Sayona Mining	Authier (75%)	Producing	0.1	0.1	**0.2**	0.1	0.2	0.1	**0.3**	Authier Lithium Project Updated DFS dated October 2019; Sayona Mining 2022 Half-Year Report
Sayona Mining	Moblan (60%)	Feasibility	0.1	0.1	**0.2**	0.1	0.8	0.3	**1.2**	ASX Announcement dated April 17, 2023
Sigma Lithium	Grota do Cirilo	Producing	1.0	1.0	**1.9**	1.6	1.7	0.5	**3.8**	Sigma Lithium Press Release dated January 31, 2024
Patriot Battery	CV5	Resource	—	—	**—**	—	2.9	2.0	**4.9**	Patriot Battery Metals Press Release dated August 5, 2024

Note: Lithium reserves & resources only, shown on an attributable basis. Estimates may have been prepared under different estimation and reporting regimes and may not be directly comparable. Patriot Battery Metals accepts no responsibility for the accuracy of peer reserves & resource data as presented. Details on the tonnes, category, grade, and cut-off for mineral resources and/or reserves of each company noted herein are found within the respective information source link provided.

For personal use only