

## ASX / Media Release

19 November 2024

### Santos announces updated capital allocation framework and carbon storage growth target

Santos today announced an updated capital allocation framework that will target returns to shareholders of at least 60 per cent of all-in free cash flow from 2026, following a period of major capital investment to bring significant new production online from the Barossa and Pikka projects.

In addition, Santos announced a carbon storage growth target to build and operate a commercial carbon storage business that would permanently store approximately 14 million tonnes of third-party CO<sub>2</sub>e per annum by 2040.<sup>1</sup>

The target is equivalent to around 50 per cent of Santos' 2023 equity Scope 3 emissions from the combustion and use of our products.

The successful startup of Santos' 1.7 million tonnes per annum Moomba Carbon Capture and Storage (CCS) project last month, with the technology and reservoirs performing as expected, demonstrates the potential for future phases to provide safe, low-cost, permanent carbon storage for customers and hard-to-abate industries.

Speaking at the company's Investor Day in Sydney, Managing Director and Chief Executive Officer Kevin Gallagher said today's announcement confirms Santos' commitment to prioritise shareholder returns when new production comes online and to support the global energy transition while generating new revenue streams for the business.

"Santos has been unrelenting in sticking to its strategy and implementing its disciplined operating model," Mr Gallagher said.

This continues to deliver strong production and project execution to backfill our infrastructure with highlights including:

- + Angore wells in PNG now online with two wells successfully commissioned and connected, supplying up to 350 million standard cubic feet of gas per day to sustain PNG LNG production
- + Commencing drilling of the highly prospective Hides Footwall structure
- + Barossa now 84 per cent complete with first gas expected in third quarter 2025
- + Pikka now ~70 per cent complete with first oil expected by the first half of 2026.

Santos' world-class LNG portfolio is backed by long-term contracts with tier one buyers and flexible contract terms to provide risked upside potential.

"The proximity of our projects to Asian markets provides a significant shipping cost and emissions advantage compared to supply from east coast US and Middle East suppliers," Mr Gallagher said.

"We are delivering on our strategy to develop upstream production to backfill and sustain our leading infrastructure position, decarbonise our operations and build a commercial carbon management services and low-carbon fuels business to meet future demand.

"With Barossa and Pikka coming online, Santos' production is expected to increase by more than 30 per cent by 2027 compared to 2024, significantly lowering unit production cost which will support strong free cash flow generation throughout the commodity price cycle.

<sup>1</sup> This is a target not a forecast and is a growth target for gross storage from Santos operated carbon storage projects. The target is ambitious and subject to substantial engineering, finance, commercial and policy work to establish enabling frameworks with customers, governments, regulators and other stakeholders. The potential projects that would enable achieving the target remain at an early phase of planning and commercial and economic viability is still to be confirmed.

#### Media enquiries

Samantha Hutchinson  
+61 (0) 425 317 171  
Samantha.Hutchinson@santos.com

#### Investor enquiries

Brian Massey  
+61 8 8116 7354 | +61 (0) 432 099 391  
Brian.Massey@santos.com

#### Santos Limited

ABN 80 007 550 923  
GPO Box 2455, Adelaide SA 5001  
T +61 8 8116 5000 | F +61 8 8116 5131  
santos.com

“The simplified capital allocation framework announced today reflects our commitment to prioritise shareholder returns following the company’s investment over recent years in new production from Barossa and Pikka.

“From 2026 we will return at least 60 per cent of all-in free cash flow to shareholders, and when gearing is below our target range of 15-25 per cent, 100 per cent of free cash flow will be returned to shareholders in the form of dividends and/or buybacks.

“The market outlook for LNG into Asia, domestic gas in Australia and liquids remains strong out to 2040 and beyond.

“2024 is set to be another peak consumption year for hydrocarbon fuels globally, making it increasingly clear that decarbonisation of their production and use is critical to the world’s net zero goals.

“Santos has a leading infrastructure and adjacent resource position that makes it well placed to meet ongoing demand with low-cost production.

“We have a wealth of backfill options to sustain production at our Gladstone and PNG LNG plants, which will be Santos’ top priority for future development capital – provided it fits within our capital allocation framework following the startup of Barossa and Pikka.

“These options include unlocking new geological plays in the Cooper Basin, which we have been appraising over the last few years, and prolific gas resources in the McArthur (Beetaloo) Basin shales in the Northern Territory as well as in the PNG Hela, Eastern Highlands and Gulf Provinces.

“Very importantly, our gas resources and LNG facilities are close to large-scale, relatively low-cost carbon storage resources and existing infrastructure that can be repurposed for CCS.

“The International Energy Agency’s Net Zero Emissions by 2050 (IEA NZE) scenario assumes that 70 per cent of global gas demand will be served with abated gas through CCS.

“We are extremely proud of the performance to date of the first phase of Moomba CCS that has now stored more than 150 thousand tonnes of CO<sub>2</sub>.

“Moomba CCS is groundbreaking as one of the world’s largest and lowest-cost CCS projects, dedicated to permanent CO<sub>2</sub> storage.

“This first phase of Moomba CCS will safely and permanently store up to 1.7 million tonnes of CO<sub>2</sub> per year, depending on CO<sub>2</sub> availability.

“That is equivalent to 70 per cent of Australia’s total annual net emissions reduction in 2023.”<sup>2</sup>

“The IEA NZE scenario assumes more than 2.5 billion tonnes of CO<sub>2</sub> will be stored globally each year by 2035, about 50 times more than today.

“The success of Moomba CCS to date and the strong outlook for CCS demand growth gives us a high level of confidence in setting our new carbon storage growth target to build and operate a commercial carbon storage business.

“With a strong balance sheet, line of sight to long-term, cash-generative production and a healthy portfolio of sustainable backfill and expansion options, I am confident Santos can continue to deliver superior value for shareholders over the long term,” Mr Gallagher said.

## Guidance

There is no change to Santos 2024 production, unit cost and capital expenditure guidance.

Santos will provide 2025 guidance with our 2024 fourth quarter report in January 2025.

## Live Webcast

A live webcast of the 2024 Investor Day will be available on the Santos website at [www.Santos.com](http://www.Santos.com) from 8.30am ACDT today.

ENDS.

*This ASX announcement was approved and authorised for release by Kevin Gallagher, Managing Director and Chief Executive Officer.*

---

<sup>2</sup> <https://www.abs.gov.au/statistics/measuring-what-matters/measuring-what-matters-themes-and-indicators/sustainable/emissions-reduction>



social use only



**Santos**

November 2024

**ENERGY**  
FOR A  
BETTER  
WORLD

# Disclaimer and important notice

This presentation contains forward looking statements that are subject to risk factors associated with the oil and gas industry, and the carbon capture and storage and carbon emissions reduction technologies industries. It is believed that the expectations reflected in these statements are reasonable, but they may be affected by a range of variables which could cause actual results or trends to differ materially, including but not limited to: price fluctuations on any products we produce, store, trade or capture, actual demand, currency fluctuations, geotechnical factors, drilling and production results, gas commercialisation, development progress, operating results, engineering estimates, reserve estimates, loss of market, industry competition, environmental risks, carbon emissions reduction and associated technology risks, physical risks, legislative, fiscal and regulatory developments, economic and financial markets conditions in various countries, approvals, conduct of joint venture participants and contractual counterparties and cost estimates. The forward-looking information in this presentation is based on management's current expectations and reflects judgements, assumptions, estimates and other information available as at the date of this document and/or the date of Santos' planning processes. Except as required by applicable regulations or by law, Santos does not undertake any obligation to publicly update or review any forward looking statements, whether as a result of new information or future events. Forward looking statements speak only as of the date of this presentation or the date planning process assumptions were adopted, as relevant. Our strategies and targets will adapt given the dynamic conditions in which we operate; it should not be assumed that any particular strategies, targets or implementation measures are inflexible or frozen in time.

No representation or warranty, express or implied, is given as to the accuracy, completeness or correctness, likelihood of achievement or reasonableness of any forward looking information contained in this presentation. Forward looking statements do not represent guarantees or predictions of future performance, and involve known and unknown risks, uncertainties and other factors, many of which are beyond Santos' control, and which may cause actual results to differ materially from those expressed in the statements contained in this presentation.

All references to dollars, cents or \$ in this document are to United States currency, unless otherwise stated.

Underlying profit, EBITDAX (earnings before interest, tax, depreciation, depletion, exploration and evaluation expensed, change in future restoration assumptions and impairment) and free cash flow from operations (operating cash flows less investing cash flows net of acquisitions and disposals and major project capex, less lease liability payments) are non-IFRS measures that are presented to provide an understanding of the performance of Santos' operations. The non-IFRS financial information is unaudited however, the numbers have been extracted from the audited financial statements. Free cash flow breakeven is the average annual US\$ oil price at which cash flows from operating activities (before hedging) equals cash flows from investing activities. Excludes one-off restructuring and redundancy costs, costs associated with asset divestitures and acquisitions, and major project capex. Includes lease liability payments. Forecast methodology uses corporate assumptions.

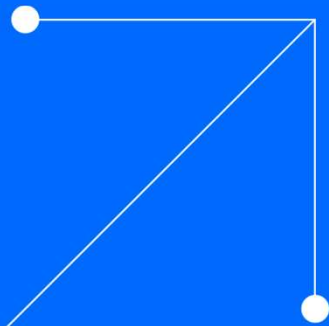
The estimates of petroleum reserves and contingent resources contained in this presentation are as at 31 December 2023. Santos prepares its petroleum reserves and contingent resources estimates in accordance with the 2018 Petroleum Resources Management System (PRMS) sponsored by the Society of Petroleum Engineers (SPE). The reserves and resources information in this presentation is based on, and fairly represents, information and supporting documentation prepared by, or under the supervision of, Paul Lyford, who is a full-time employee of Santos and is a member of the SPE. Dr Lyford meets the requirements of a QPRRE and is qualified in accordance with ASX Listing Rule 5.41. Conversion factors: 1PJ of sales gas and ethane equals 171,937 boe; 1 tonne of LPG equals 8.458 boe; 1 barrel of condensate equals 0.935 boe; 1 barrel of crude oil equals 1 boe.

This is a target not a forecast and is a growth target for gross storage from Santos operated carbon storage projects. The target is ambitious and subject to substantial engineering, finance, commercial and policy work to establish enabling frameworks with customers, governments, regulators and other stakeholders. The potential projects that would enable achieving the target remain at an early phase of planning and commercial and economic viability is still to be confirmed.



For personal use only

**Santos acknowledges that we are meeting on the traditional land of the Gadigal people of the Eora Nation and we pay our respects to Elders past and present.**



# Agenda

For personal use only

## Session one

09:00am

### Welcome

Kevin Gallagher, Managing Director and CEO

09:10am

### Portfolio update

Kevin Gallagher, Managing Director and CEO

10:00am

### Market outlook

Sean Pitt, Vice President Marketing

10:15am

### Morning tea break

## Session two

10:30am

### Capital management and finance

Sherry Duhe, Chief Financial Officer

10:45am

### LNG portfolio backfill and growth

Brett Darley, EVP Eastern AU & PNG

11:05am

### Santos Energy Solutions

Alan Stuart-Grant, EVP Santos Energy Solutions

11:20am

### Close & Q&A

Kevin Gallagher, Managing Director and CEO

**Santos**



For personal use only

# PORTFOLIO UPDATE

**ENERGY**  
FOR A  
BETTER  
WORLD



# Personal and process safety performance

Safety is a core value for Santos, we are focused on continuous improvement

For personal use only



LTIR improved over last 3 years since COVID



Majority of incidents from contractors. Increased focus on contractor management and frontline leadership



Held company-wide annual Stand Together for Safety in November



Introduced a Behavioural Based Safety Programme across all operations throughout 2024

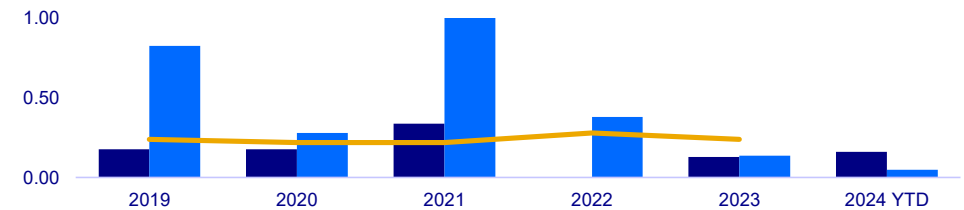


Continued reduction in loss of containment events resulting from a focus on asset integrity maintenance strategies

## Lost time injury rate<sup>1</sup>

Rate per million hours worked

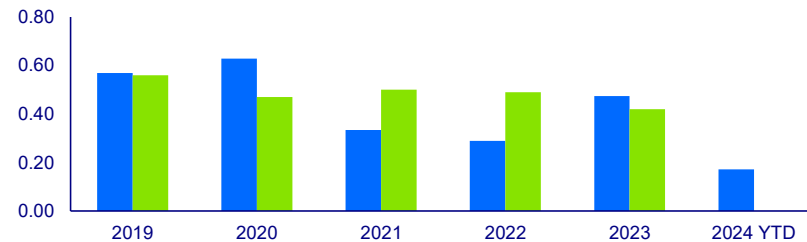
Employee Contractor IOGP Global Average



## Loss of containment incident rate<sup>2</sup>, Tier 1 and 2

Rate per million hours worked

IOGP Global Average Tier 1 & 2 Rate



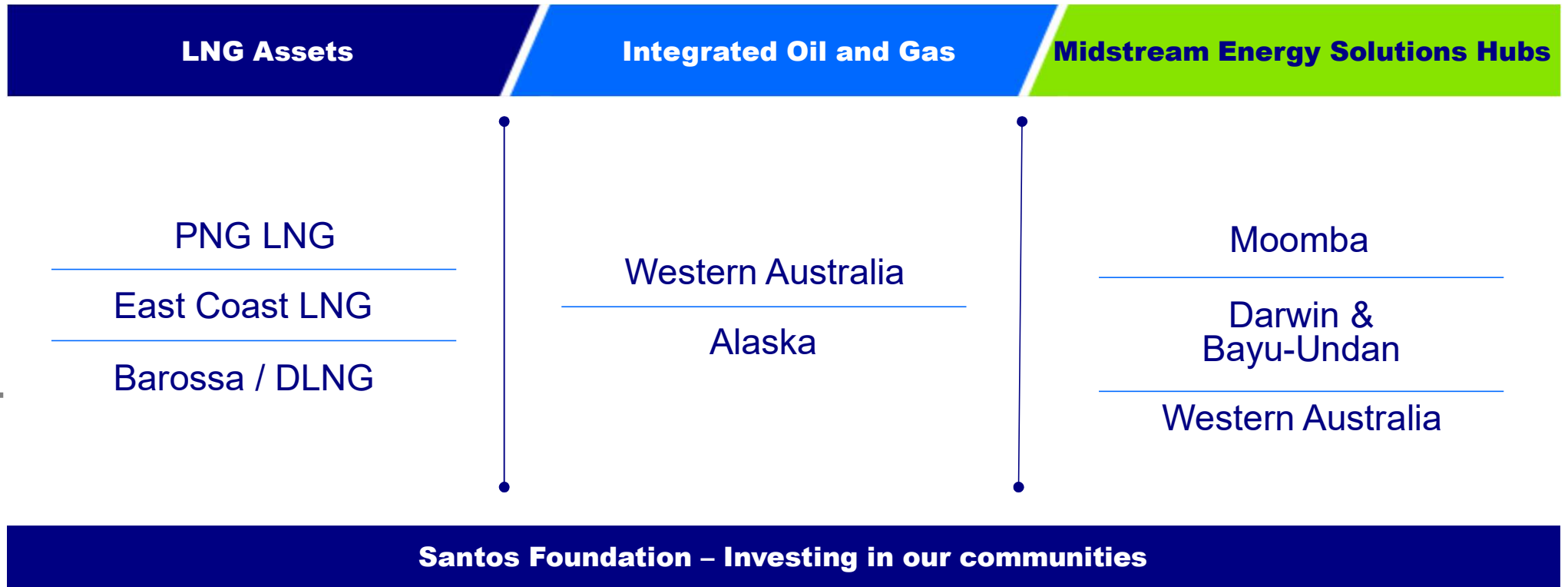
1. Lost Time Injury Rate is the number of Lost Time Injuries per million work hours

2. Loss of containment incident is a sub-set of loss of primary containment, where the unplanned or uncontrolled release of hydrocarbon from primary containment has also breached secondary containment or risk is people/environment and the incident could have been reasonably or practicably prevented by Santos through design, installation or maintenance

# Business overview

Strong base business and disciplined operating model to deliver to domestic and Asian markets

For personal use only



# LNG operational update

World class LNG infrastructure portfolio to meet growing Asian demand

For personal use only

	PNG LNG	East Coast LNG	Barossa / DLNG
			
<b>Status</b>	Producing	Producing	First Gas Q3 2025
<b>Customers</b>	LNG customers – Sinopec, Osaka, CPC and Jera	LNG customers – Petronas and Kogas GLNG committed to swapping 18 PJ (gross) of gas to the domestic market in 2024	LNG customers – Diamond International (Mitsubishi)
<b>Operational highlights</b>	<ul style="list-style-type: none"> <li>79 cargoes delivered year to date as at 31 October 2024. On track to deliver 98 cargoes by year end</li> <li>Sale of a 2.6 per cent interest in PNG LNG to Kumul Petroleum Holdings Limited completed on 4 November 2024</li> <li>Strong production with Santos operated assets producing 8.9 mmoeb (Santos share) YTD as at 31 October 2024, up 12 per cent on the same period last year</li> <li>21 per cent of PNG LNG supply delivered from Santos operated project gas</li> <li>Angore online</li> </ul>	<ul style="list-style-type: none"> <li>80 cargoes delivered year to date, as at 31 October 2024, on track to deliver 100 cargoes by year end (~6 Mtpa)</li> <li>GLNG Train 1 shutdown successfully executed</li> <li>GLNG 2024 expected gas supply mix:                             <ul style="list-style-type: none"> <li>62 per cent GLNG upstream equity gas</li> <li>15 per cent other Santos equity gas (including Cooper Basin)</li> <li>23 per cent other third-party gas supply</li> </ul> </li> <li>On track to drill &gt;330 wells across GLNG and Cooper Basin acreage in 2024</li> </ul>	<ul style="list-style-type: none"> <li>Barossa progress is 83.5 per cent complete as at 31 October 2024</li> <li>DLNG                             <ul style="list-style-type: none"> <li>DLE progress is 67 per cent complete as at 31 October 2024</li> </ul> </li> <li>Bayu-Undan                             <ul style="list-style-type: none"> <li>Continues to produce into NT domestic market</li> </ul> </li> </ul>




# PNG operational insights

**PNG reliability at all-time record levels and PNG drilling surprising on the upside**

For personal use only



**Production:** Strong production from operated fields. Record oil production rates supported by most recent infill oil well drilled



**Drilling activities:** Angore drilled and online. Infill oil drilling program completed. Spudded Hides Footwall 2



**Reliability improvement:** Record operated equipment reliability in 2024



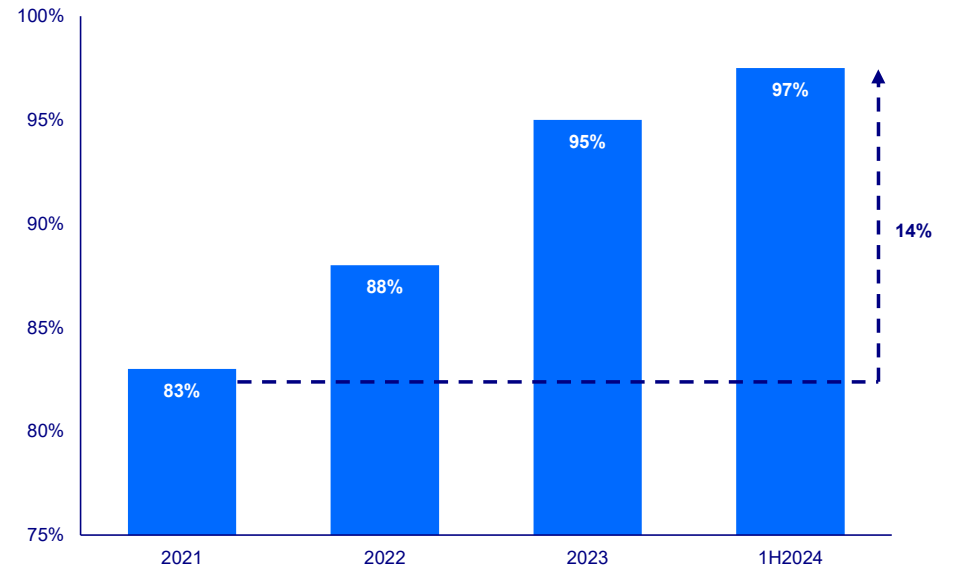
**Price reviews:** Three of four long-term price reviews completed in 2024



**Sell-down completion:** Successfully completed sale of 2.6 per cent of PNG LNG to Kumul on 4 November 2024

## Operated CPF reliability

High reliability increases gas volumes to PNG LNG facility



**Reliable Infrastructure**

# Angore gas development project

Exciting next phase of major LNG development for PNG

For personal use only

<b>STO interest</b>	39.9 per cent <sup>1</sup>
<b>Production</b>	PNG LNG Project production levels to be supported by up to 350 mmscf/d <sup>2</sup>
<b>Resource</b>	~1 tcf <sup>3</sup> gas field (gross)
<b>Reservoir</b>	Conventional
<b>Project status</b>	Online as of November 2024
<b>Development</b>	Export to PNG LNG facility via ~11 km pipeline to Hides Gas Conditioning Plant
<b>Wells</b>	2 'big bore' gas wells across 1 drill centre
<b>Highlights</b>	~US\$1.2 billion development



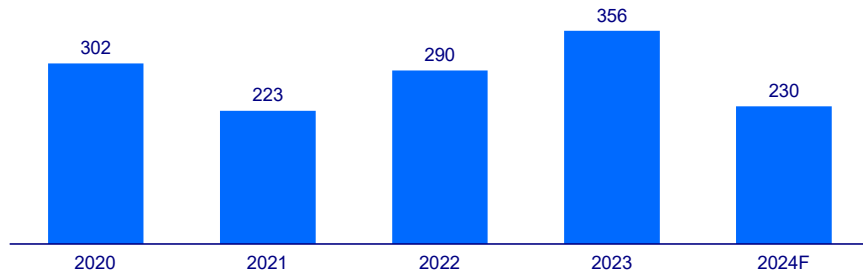
1. Post Kumul sell-down of 2.6 per cent
2. Gross
3. ExxonMobil release as PNG LNG operator dated 15 November 2024 (project cost PGK 5 billion)

# GLNG upstream performance

**GLNG on track to deliver 230 wells drilled this year and production continues to build across upstream fields**

## Wells drilled<sup>1</sup>

No. of wells per year

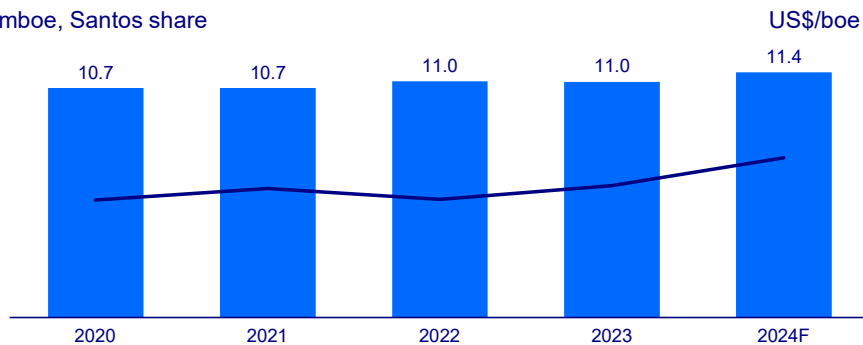


- Queensland CSG hitting record production rates
- Repeated success drilling extended reach (4km) horizontal wells in Arcadia Valley; 20 per cent increase in drilling efficiency across the campaign
- Significant improvement in Roma drill, complete and connect cycle times, despite a ~35 per cent increase in average well depth
- Latest Fairview development drilling program delivering production above average pre-drill expectations

## Production and unit production costs<sup>1</sup>

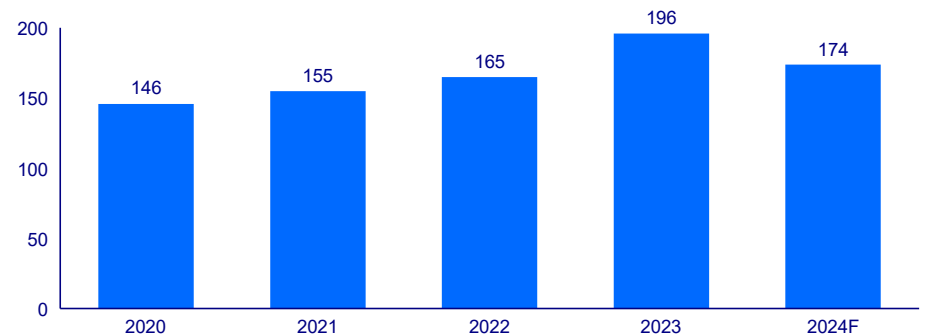
■ Production — Unit production cost

mmbse, Santos share



## Drill, complete, connect<sup>1</sup>

US\$ million



1. Indicative forecast only. Should not be construed as guidance

For personal use only



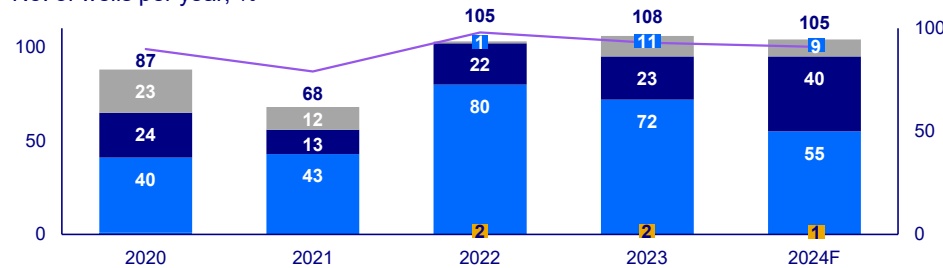
# Cooper Basin upstream performance

Continued focus on development and operational efficiencies to sustain the long-life asset

## Wells drilled and success rate<sup>1</sup>

Prospective resources 2C Drill success rate  
CCS injector wells 2P

No. of wells per year, %



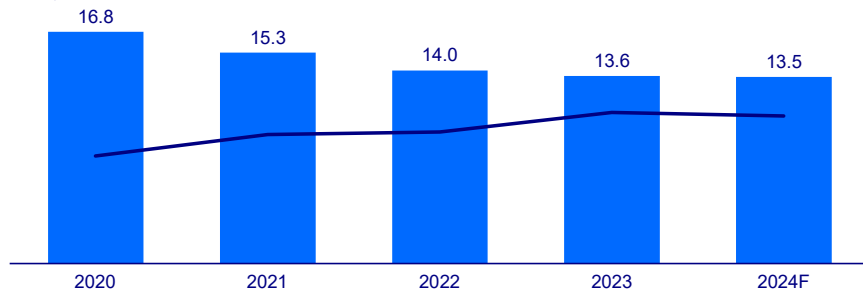
- Fifth supply field for GLNG
- On track to drill >100 wells in 2024
- Ongoing success with Granite Wash and Deep Coal appraisal activities; including high-side initial rates on Moomba 304
- Continued focus on cost-out and efficiency to offset inflationary pressures
- Digital technologies employed to defend and enhance production

## Production and unit production costs<sup>1</sup>

Production Unit production cost

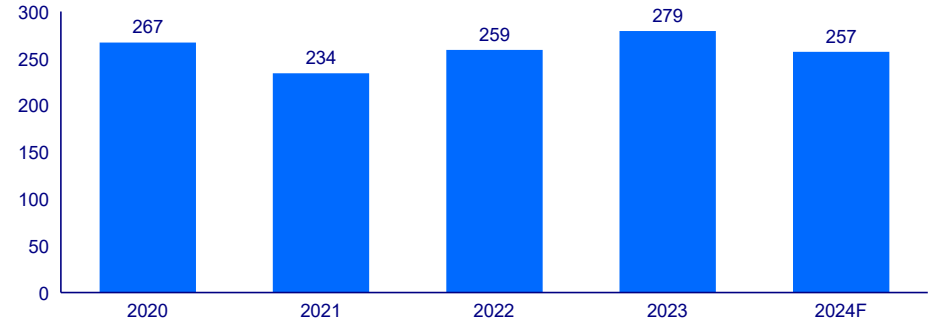
mmboe, Santos share

US\$/boe



## Drill, complete, connect<sup>1</sup>

US\$ million



1. Indicative forecast only. Should not be construed as guidance

For personal use only

# Barossa Gas Project

Significant progress across all scopes

For personal use only

<b>STO interest</b>	<ul style="list-style-type: none"> <li>50 per cent</li> </ul>
<b>Production<sup>1</sup></b>	<ul style="list-style-type: none"> <li>3.7 Mtpa of LNG and 2.7 mmmboe of Condensate</li> </ul>
<b>Reserves and Resources</b>	<ul style="list-style-type: none"> <li>2P Reserves 374 mmmboe</li> <li>2C Contingent 24 mmmboe</li> </ul>
<b>Reservoir</b>	<ul style="list-style-type: none"> <li>Conventional</li> </ul>
<b>Project status</b>	<ul style="list-style-type: none"> <li>83.5 per cent complete as at 31 October 2024</li> <li>Targeting first gas Q3 2025</li> </ul>
<b>Development</b>	<ul style="list-style-type: none"> <li>FPSO facility with export pipeline to Darwin LNG facility for LNG export</li> </ul>
<b>Wells</b>	<ul style="list-style-type: none"> <li>6 wells across 3 drill centres</li> </ul>
<b>Highlights</b>	<ul style="list-style-type: none"> <li>Gas Export Pipeline 100 per cent complete</li> <li>Darwin Pipeline Duplication 55 per cent overall, with 30 per cent of installation complete</li> <li>Darwin Life Extension 67 per cent complete</li> <li>SURF 89 per cent complete</li> </ul>
<b>Targets</b>	<ul style="list-style-type: none"> <li>First three wells to be drilled and completed end-2024</li> <li>Fourth well completed in Q1 2025</li> <li>FPSO in commissioning yard, ready for sail away Q1 2025</li> </ul>



1. Production per annum (gross)

# Integrated oil and gas portfolio

Diversified portfolio with development opportunities to backfill and sustain production

For personal use only

	Alaska
<b>Status</b>	Development project with first oil expected mid 2026
<b>Assets / projects</b>	Pikka Phase 1
<b>Operational Highlights</b>	<ul style="list-style-type: none"> <li>• Alaskan North Slope (ANS) crude oil targeting SE Asian customers.</li> <li>• Expected premium to dated Brent</li> <li>• Well activities                             <ul style="list-style-type: none"> <li>• Currently drilling 15th well</li> <li>• 10 wells stimulated</li> <li>• 10 wells flowed back</li> </ul> </li> <li>• State of Alaska Department of Natural Resources approved Santos' application to expand the Pikka Unit acreage in September 2024</li> </ul>

	Western Australia
<b>Status</b>	Producing current rates of 250 mmscf/d and 6,300 bbl/d
<b>Assets / projects</b>	Varanus Island Hub Macedon/ Pyrenes Late life assets: Devil Creek, Van Gogh, Barrow Island
<b>Operational Highlights</b>	<ul style="list-style-type: none"> <li>• Successfully drilled Halyard infill well: EUR 20 per cent higher than P50 expectation. Online Q2 2025</li> <li>• M&amp;T activities delivering higher realised gas prices</li> <li>• Continued late life production from Ningaloo Vision and Devil Creek</li> <li>• Decommissioned Campbell platform, greater than 99 per cent recycled</li> <li>• Decommissioned offshore wells                             <ul style="list-style-type: none"> <li>• 13 around Varanus Island</li> <li>• 4 across the Mutineer, Exeter, Fletcher and Finucane fields</li> </ul> </li> </ul>



# Pikka Phase 1

High productivity across all scopes of work over the 2023/2024 winter season

For personal use only

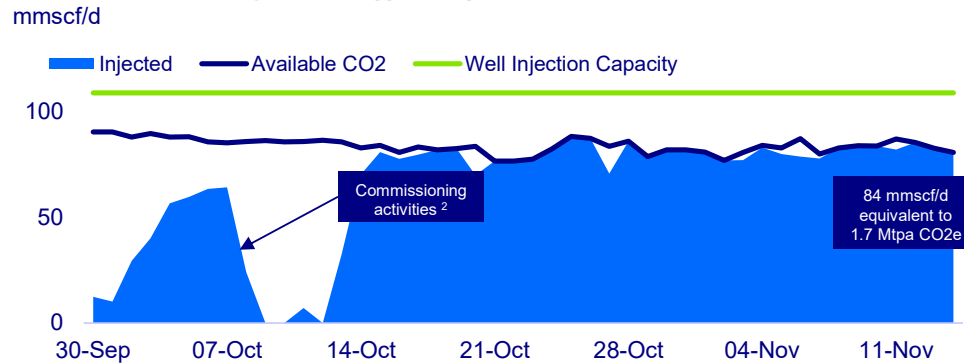
<b>STO interest</b>	<ul style="list-style-type: none"> <li>51 per cent</li> </ul>
<b>Production</b>	<ul style="list-style-type: none"> <li>80,000 bopd with plateau of 5-6 years</li> </ul>
<b>Reserves</b>	<ul style="list-style-type: none"> <li>2P Reserves 165 mmbob</li> </ul>
<b>Reservoir</b>	<ul style="list-style-type: none"> <li>Conventional</li> </ul>
<b>Project status</b>	<ul style="list-style-type: none"> <li>69.3 per cent complete as at 31 October 2024</li> <li>First oil mid 2026</li> </ul>
<b>Development</b>	<ul style="list-style-type: none"> <li>Single drill site, electrified operations</li> </ul>
<b>Wells</b>	<ul style="list-style-type: none"> <li>Currently drilling 15<sup>th</sup> well</li> <li>10 wells stimulated</li> <li>10 wells flowed back</li> </ul>
<b>Highlights</b>	<ul style="list-style-type: none"> <li>Strong drilling and completions performance                             <ul style="list-style-type: none"> <li>NPT improvement trend continues; recent wells &lt;10 per cent</li> <li>Improved fracture stimulation efficiency</li> </ul> </li> <li>Well results to date in line with expectations</li> </ul>
<b>Targets</b>	<ul style="list-style-type: none"> <li>Grind and inject facility operational in Q1 2025</li> <li>Pipeline installation complete in Q2 2025</li> <li>Seawater plant sail from Indonesia in July 2025</li> <li>26 total well stock by first oil</li> </ul>



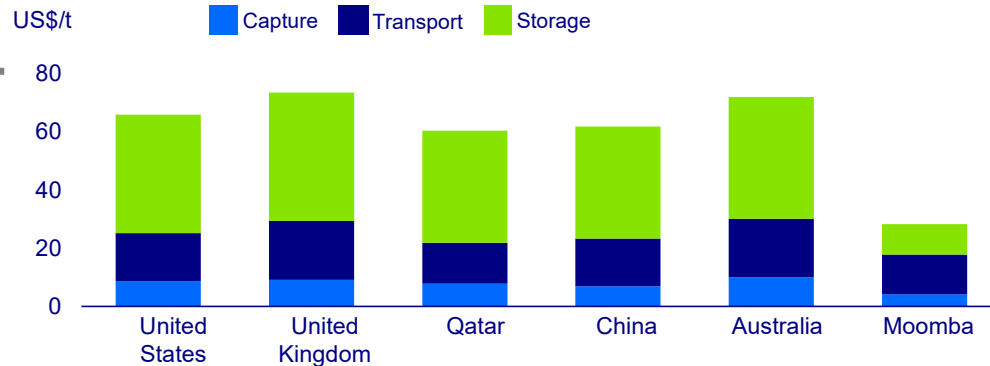
# Moomba Phase 1 – online and storing CO2e

## Capturing, injecting and storing CO2e at Moomba in depleted reservoirs

### Moomba CCS Injection (gross)<sup>1</sup>



### Average levelised costs by country for plants equivalent to Moomba<sup>3</sup>




### What we said...

*“...Moomba CCS Project will be one of the biggest in the world and will safely and permanently store 1.7 million tonnes of carbon dioxide per year in the same reservoirs that held oil and gas in place for tens of millions of years”*


Kevin Gallagher, Managing Director and Chief Executive Officer  
October 2021



Online and storing CO2e in Cooper Basin depleted reservoirs



169,148 tonnes of CO2e captured and stored YTD with capacity to store up to 1.7 Mtpa (gross)



Catalyst to build momentum for the CCS industry in Australia and globally

1. Provisional data subject to third party verification  
 2. Commissioning activities include removal of commissioning strainers and plant tuning  
 3. Wood Mackenzie - Levelised costs for a 1.7 Mtpa natural gas processing plant with offshore storage in a saline aquifer, Nov-2024. Capture, transport and storage are levelised costs in US\$/t


For personal use only

# Net-Zero target


Santos announces new third-party carbon storage growth target of ~14 Mtpa, equivalent to 50 per cent of Santos' 2023 equity Scope 3 emissions from combustion and use of our products<sup>1,2</sup>

For personal use only

2025

Reduced emissions across the Cooper Basin and Queensland by 

**>5 per cent**

Increased liquified natural gas exports to at least 

**4.5 Mtpa**

2030

**30 per cent**

Reduction in Scope 1 & 2 emissions<sup>3</sup>

**40 per cent**

Reduction in Scope 1 & 2 emissions intensity<sup>4</sup>

Reduce customers' emissions, Santos Scope 3 by at least

**1.5 Mtpa of CO<sub>2</sub>e<sup>5</sup>**

from the supply of low carbon fuels and carbon management services


Aiming for near zero methane emissions<sup>6</sup>

Zero routine flaring<sup>7</sup>


2040

**Net-Zero**

Scope 1 & 2 emissions (equity share)

**Build and operate a commercial carbon storage business, safely and permanently storing ~14 Mtpa of third-party CO<sub>2</sub>e, equivalent to 50 per cent of Santos' 2023 equity estimated downstream Scope 3 emissions<sup>8</sup>** 

Beyond

Aspiration to store more carbon than we emit across Scope 1, 2 and 3 emissions 

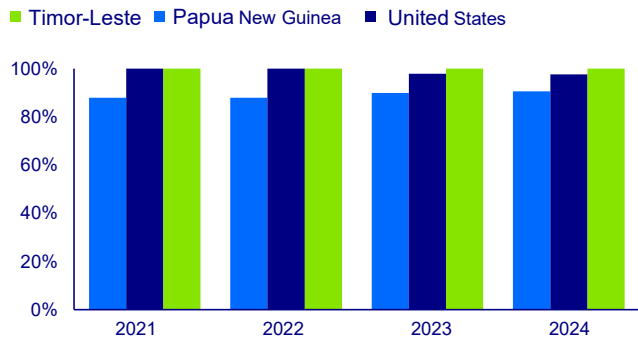
1. Refer to disclaimer in last paragraph on slide 2
2. Actual volumes depend on availability of CO<sub>2</sub> for storage
3. 30 per cent absolute reduction is from the Santos and Oil Search combined 2019-20 equity Scope 1 and 2 emissions baseline of 5.9 MtCO<sub>2</sub>e, representing a reduction to 4.1 MtCO<sub>2</sub>e or lower by 2030
4. 40 per cent intensity reduction is equity share of Santos Scope 1 and 2 emissions intensity from a 2019-20 baseline of 55 ktCO<sub>2</sub>e/mmboe, representing a reduction to 33 ktCO<sub>2</sub>e/mmboe or lower by 2030
5. From the supply of low carbon fuels and carbon management services
6. Methane emissions intensity of <0.20 per cent from operations, calculated as a percentage of marketed natural gas
7. Zero routine flaring from Santos' operated oil assets where economically viable
8. The target equates to 50 per cent of Santos' reported 2023 downstream Scope 3 emissions

# Creating stronger communities

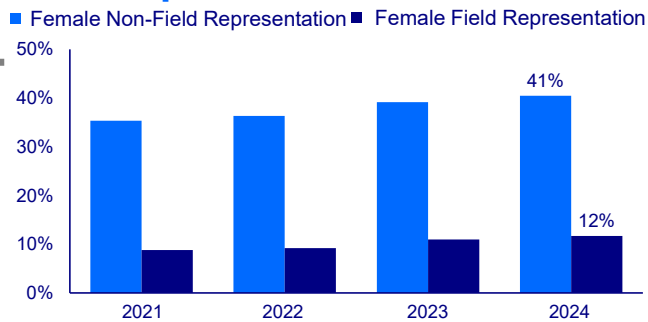
Building respectful relationships and supporting our local communities for 70-years<sup>1</sup>

For personal use only

## Local employees<sup>2</sup>



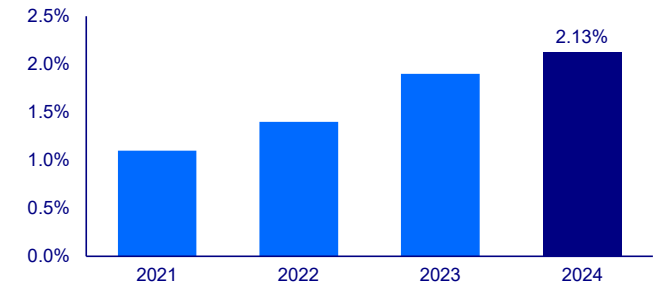
## Female representation - workforce



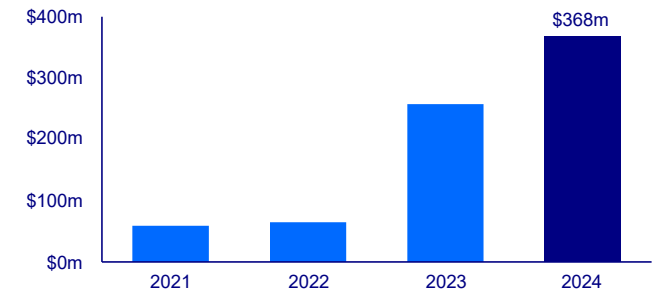
2024<sup>1</sup>

- Cultural heritage assessments: 283
- Cultural heritage discoveries: 125
- Site management actions implemented: 51
- Cultural heritage officers employed: 183

## Indigenous employment - workforce<sup>3</sup>



## Total indigenous spend<sup>4</sup>

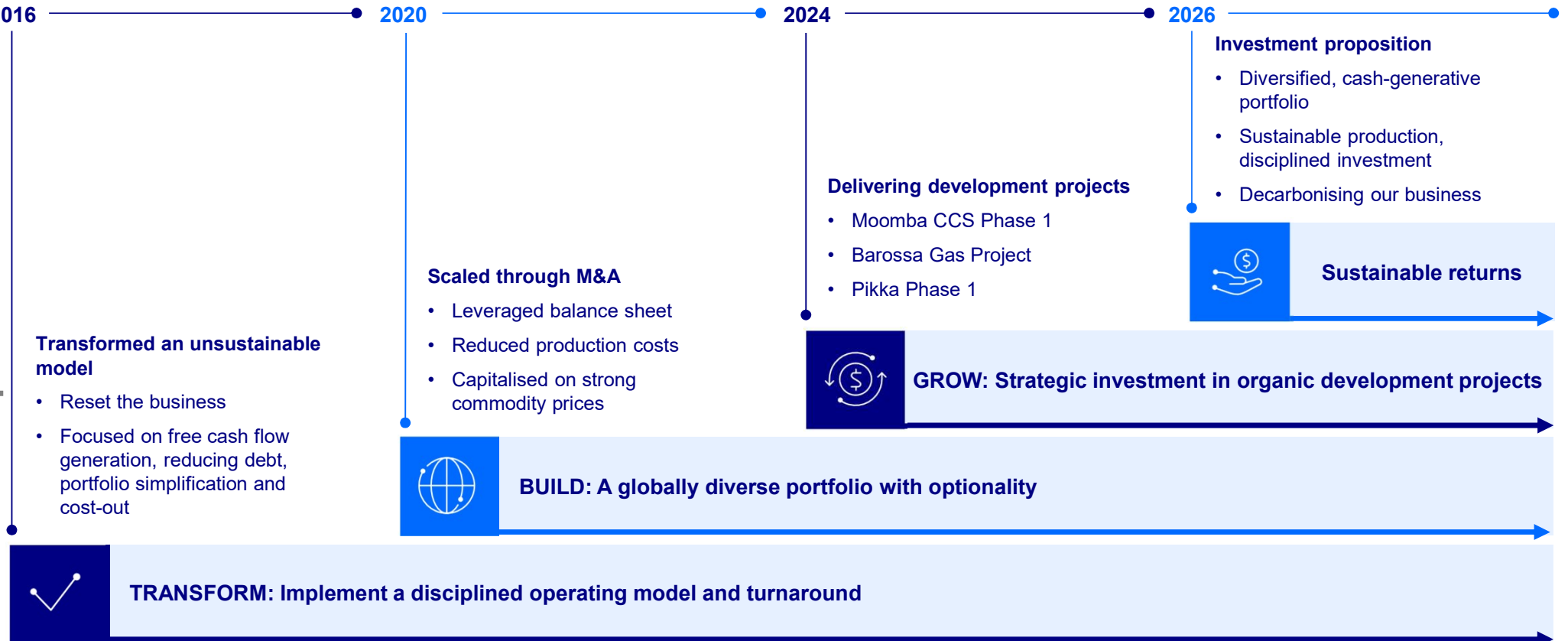


1. All figures comprise data up to 30 September 2024  
 2. Local employment in PNG, Timor-Leste and United States recorded as number of employees on local employment contracts, versus those on expatriate assignment. Whole numbers reflect number of local employees  
 Timor-Leste figures only reflect Dili. Additional 19 Timorese locals on Bayu-Undan  
 3. Indigenous employment refers only to Australian Indigenous employees  
 4. Includes direct and indirect spend across all operations (Australia, Alaska and PNG) Santos gross operated

# Transformation journey

Demonstrated success of Santos' strategy leading to shareholder value creation

For personal use only

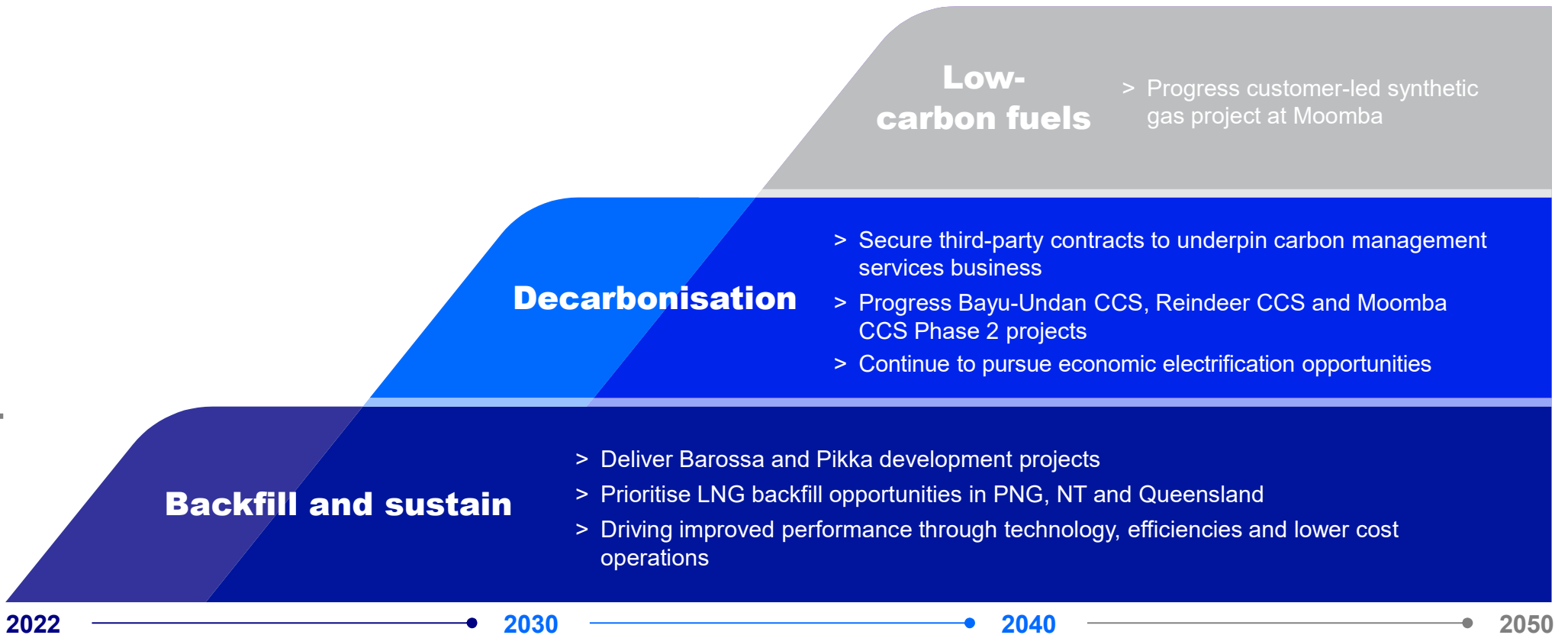




# Santos' strategy

Driving the disciplined low-cost operating model and maximising existing infrastructure to sustainably grow returns over the longer term in line with our updated capital allocation framework

For personal use only

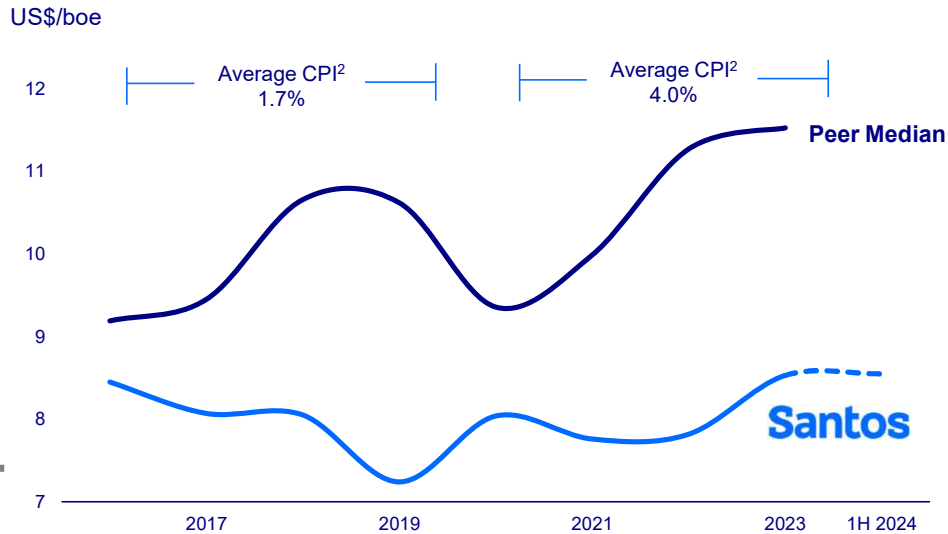


# Disciplined operating model

Santos maintains financial discipline through high inflationary periods

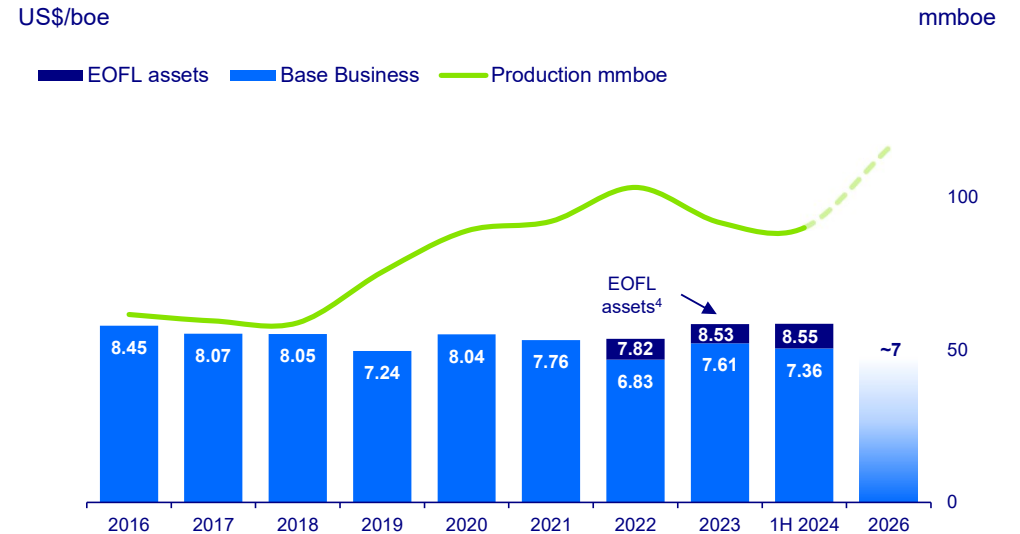
For personal use only

## Reported unit production cost v peers<sup>1</sup>



Source: Wood Mackenzie, Corporate Benchmarking Tool 2024 (with the addition of Santos 1H 2024<sup>3</sup>)

## Santos unit production cost per year<sup>5</sup>



Targeting production costs of around ~\$7/boe once end of field life assets cease production, and Barossa Gas Project and Pikka Phase 1 online

- Peer group includes mid and large capital international companies from Wood Mackenzie's peer group definition
- Australian annual CPI sourced from the Australian Bureau of Statistics
- Santos 1H 2024 reported production cost per boe is consistent with half-year 2024 financial report. 1H 2024 production mmboe based on full year production guidance per Q3 2024 ASX release
- 2022 and 2023 End Of Field Life (EOFL) assets include: Bayu-Undan; 1H 2024 EOFL assets include: Bayu-Undan, Barrow, Reindeer/Devil Creek, Ningaloo Vision
- Includes indicative forecast. Not to be construed as guidance

# Delivering shareholder returns

Generated more than 200 per cent TSR since 2016<sup>1</sup>

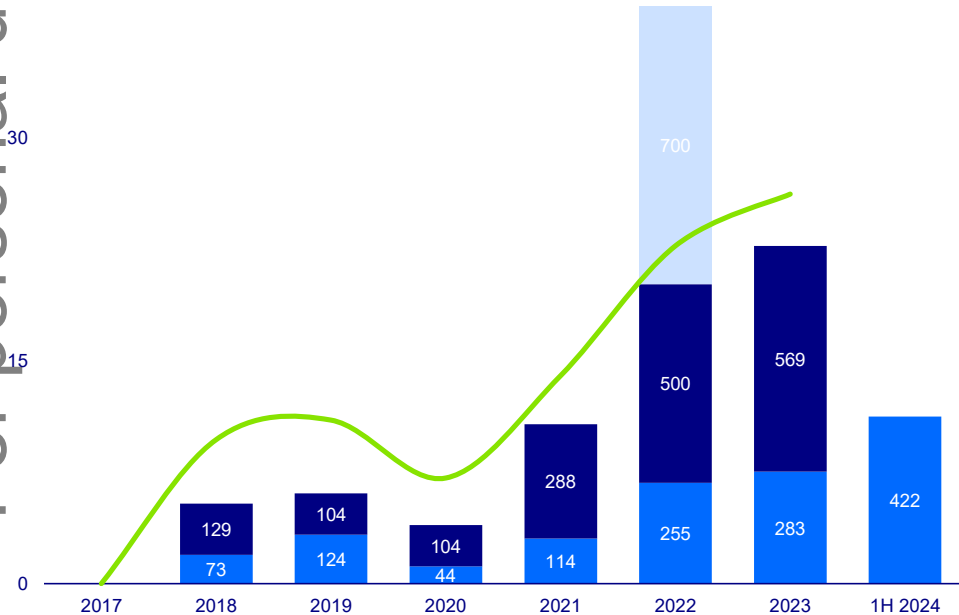
For personal use only

## Shareholder returns

US cents per share

\$ million

■ Interim ■ Final ■ Buy Back ■ Annual dividends per share



Total shareholder returns of more than 200 per cent<sup>1</sup> since transformation journey began



\$US3.7 billion in dividends and buybacks returned to shareholders since 2016



Record interim dividend declared in August this year

1. TSR is calculated based on the movement between the average adjusted closing share price for the month of January 2016 and October 2024 plus dividends paid over the period

# Delivering on our commitments

## Achieving our 2024 strategic priorities

For personal use only

### What we said we would do...

### What we've done

Deliver safe and reliable production in the base business	→	✓	<ul style="list-style-type: none"> <li>• 24 per cent reduction in total recordable injury rate YTD compared to end of Q3 2023</li> <li>• Queensland CSG hitting record production rates</li> <li>• PNG reliability at all-time record levels. Angore online</li> </ul>
Progress major projects in execution – Barossa, Pikka Phase 1 and Papua LNG to FID	→	✓	<ul style="list-style-type: none"> <li>• Barossa 83.5 per cent complete<sup>1</sup> (up from 67.4 per cent FY23), on track for Q3 2025 first gas</li> <li>• Pikka Phase 1 69.3 per cent complete<sup>1</sup> (up from 37.4 per cent FY23)</li> </ul>
Backfill and sustain production across our East Coast and Western Australian assets	→	✓	<ul style="list-style-type: none"> <li>• Halyard infill well success: gas resource 20 per cent higher than expected (online Q2 2025)</li> <li>• GLNG to deliver 6 Mtpa LNG in 2024, on track to drill &gt;330 wells across GLNG and Cooper</li> </ul>
Deliver Moomba CCS	→	✓	<ul style="list-style-type: none"> <li>• Moomba CCS Phase 1 is online, reducing Moomba plant emissions by more than 50 per cent</li> <li>• Running at full injection rates, injected ~ 150 ktCO<sub>2</sub>e YTD</li> <li>• Generating ACCUs for next 25 years with lifecycle breakeven costs of ~US\$29/tonne</li> </ul>
Progress Bayu-Undan and Reindeer CCS projects	→	✓	<ul style="list-style-type: none"> <li>• Bayu-Undan FEED is well progressed. Reindeer FEED is progressing</li> <li>• On 7 November 2024 Australia ratified legislation adopting amendments to the London Protocol amendment</li> </ul>
Progress low carbon fuels studies	→	✓	<ul style="list-style-type: none"> <li>• Study agreement signed with Japanese customers for concept select Pre-FEED studies on synthetic gas utilising imported CO<sub>2</sub>e</li> <li>• Initial study completed on CCS pipelines for Moomba CCS Phase 2</li> </ul>

1. As at 31 October 2024

**Santos**

For personal use only

# MARKET OUTLOOK



**ENERGY**  
FOR A  
BETTER  
WORLD

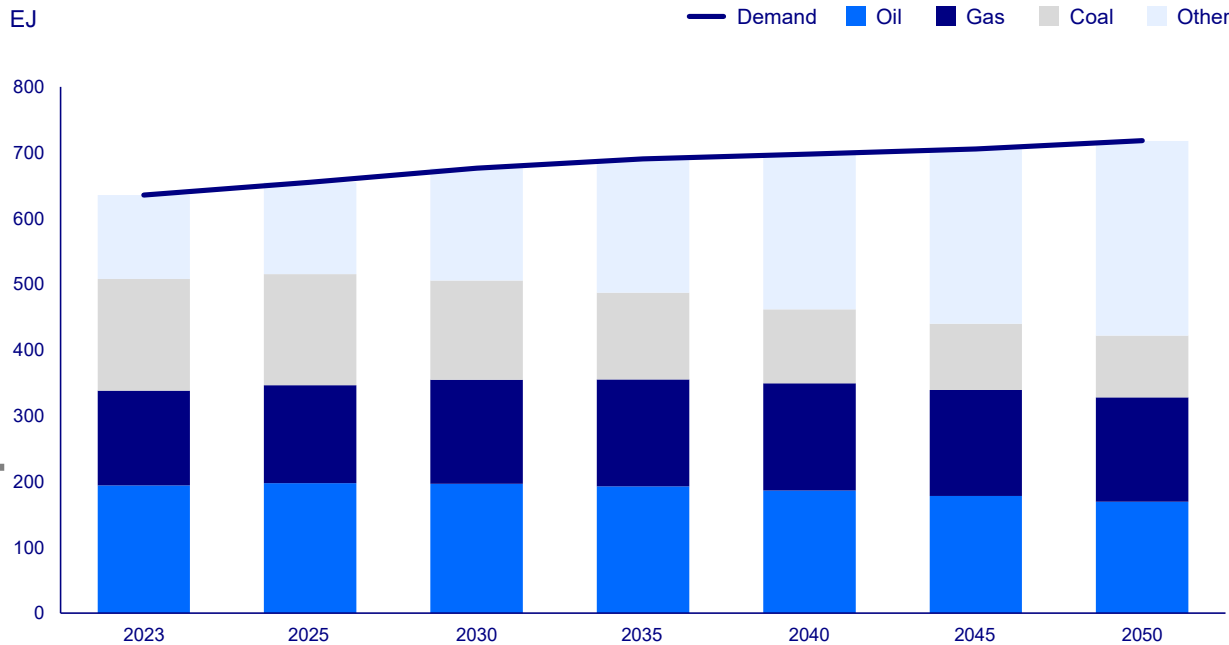


# Global energy demand

Oil and gas remain an essential part of this energy mix up to 2050

For personal use only

Primary energy demand<sup>1</sup>



Economic development and population growth are driving increasing global energy demand



Generative AI utilisation queries are expected to grow from 1b per day to 10b per day by 2027<sup>2</sup>



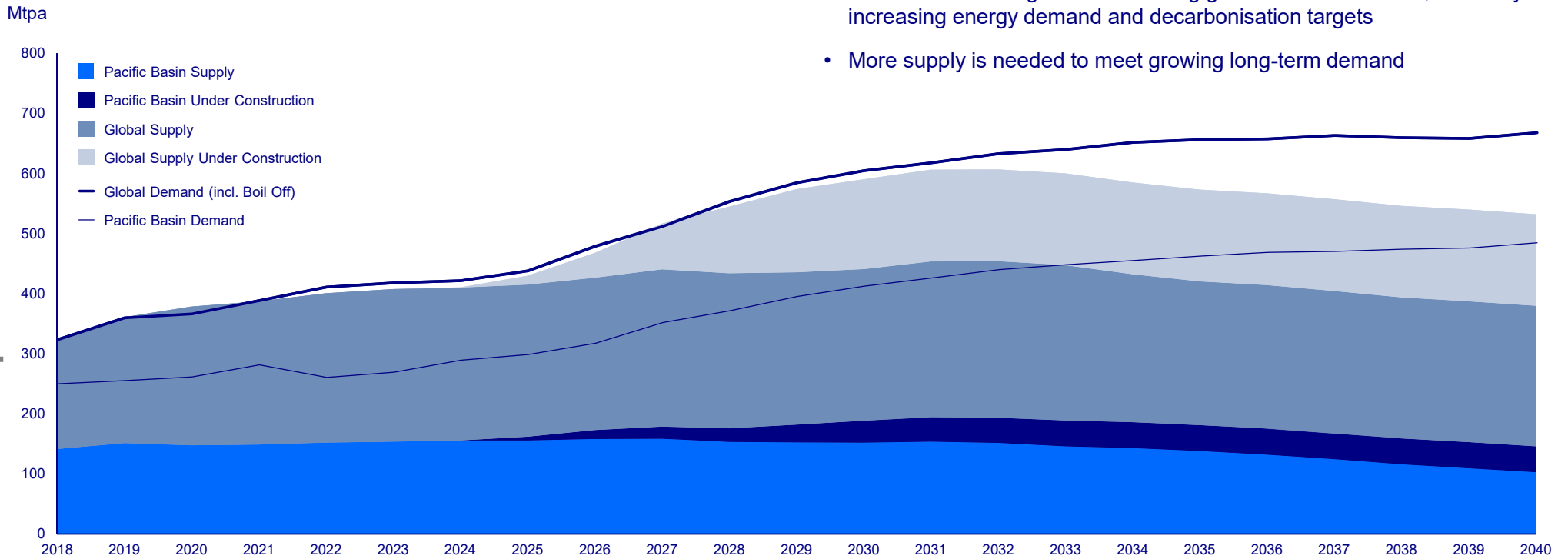
Oil and gas is critical to support the transition away from coal and to support renewables out to 2050

1. S&P Global Commodity Insights, Infections (2.4°C temperature rise by 2100)  
 2. Sources: Our World in Data, Apr-2024. and Thunder Said Energy, Energy and AI: the power and the glory? April 24

# Strong long-term LNG demand

Santos is strategically positioned to supply lower cost, lower carbon LNG to the Asia Pacific region

## LNG supply and demand<sup>1</sup>



- The Asia Pacific region is the leading growth market for LNG, driven by increasing energy demand and decarbonisation targets
- More supply is needed to meet growing long-term demand

1. Wood Mackenzie LNG Tool, Q3 2024, Wood Mackenzie, Oct-2024. Global supply/Pacific supply includes only operational projects

For personal use only

# Strong position in Asian market

Superior LNG pricing achieved through contracting strategy and low-cost / low-emission shipping position

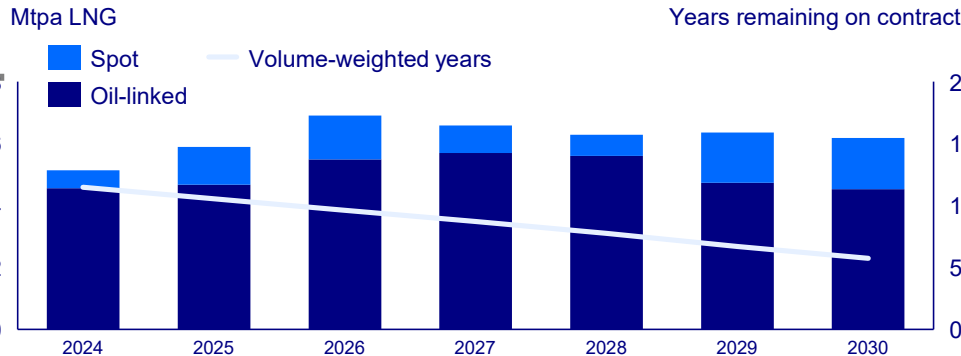
## Proximal to Asian demand centres<sup>1</sup>



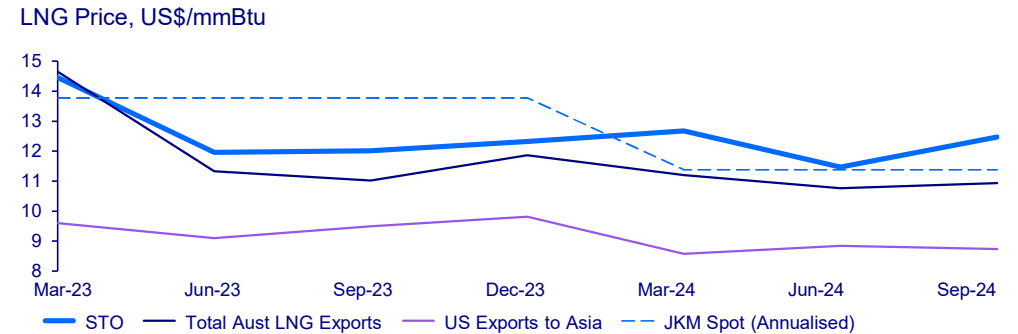
## Strengths of Santos' LNG portfolio

- Strategically located portfolio proximal to Asian demand centres
- Low-cost and low-emission shipping
- Largely contracted LNG portfolio, with uncontracted volumes available for future demand
- LNG sold under contract to high-quality counter-parties
- High-quality LNG with high heating value resulting in higher realised prices

## Long-term LNG contracts with highly rated Asian LNG buyers<sup>2</sup>



## Realised LNG pricing<sup>3</sup>



1. Kpler - Platform for global trade intelligence. Estimated shipping duration to Futtsu Japan at vessel speed of 17 knots

2. Includes the GLNG joint venture option to extend an agreement for a five-year period

3. US Exports to Asia sourced from Wood Mackenzie LNG Tool, Q3 2024, DES contracts delivered to Japan & South Korea. Total Aust LNG Exports sourced from Energy Quest plus a 50c/mmBtu shipping charge added

For personal use only

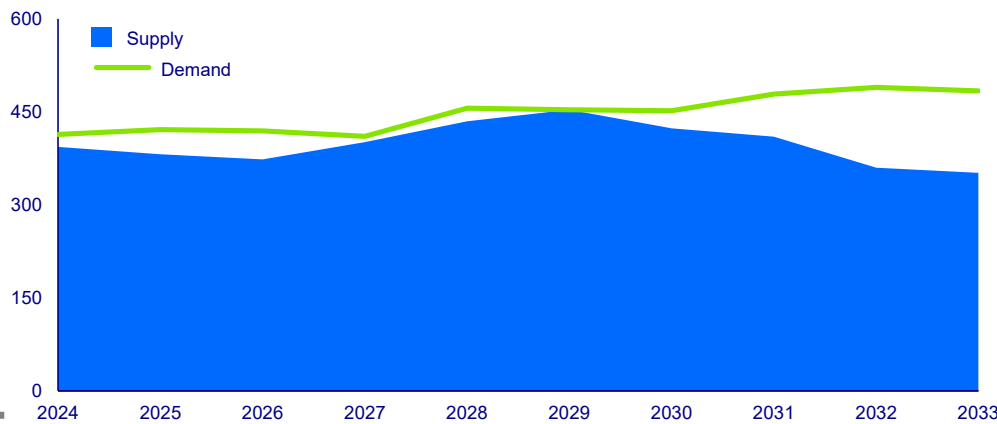
# Domestic gas supply critical for energy security

**New supply is needed to meet long-term demand, keep the lights on and manufacturing running**

For personal use only

**West coast domestic gas market<sup>1</sup>**

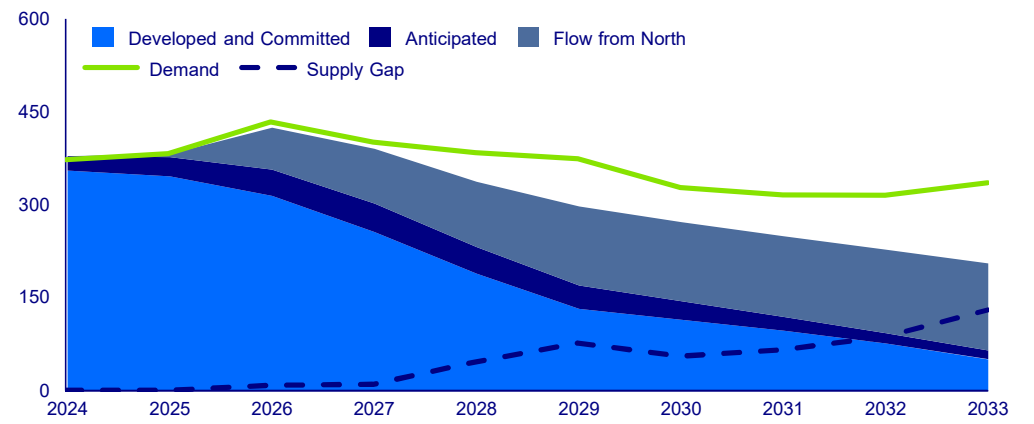
PJ per annum



- Tight market forecast this decade, moving to an increasing supply deficit from 2030
- New gas supply required to meet forecast demand in all scenarios
- Western Australian assets have backfill opportunities (e.g. Corvus)

**East coast domestic gas market (southern regions)<sup>2</sup>**

PJ per annum



- Risk of shortfalls on extreme peak demand days from 2025
- Potential seasonal supply gaps forecast from 2026
- Additional supply available via Narrabri Gas Project

1. WA GSOO Expected scenario WA gas market balance, AEMO, Dec 2023. Potential gas supply and domestic gas demand shown  
 2. Data includes the southern regions only (NSW, VIC, ACT, TAS, SA). GSOO Step Change (2.0 C) Scenario, AEMO, March 2024

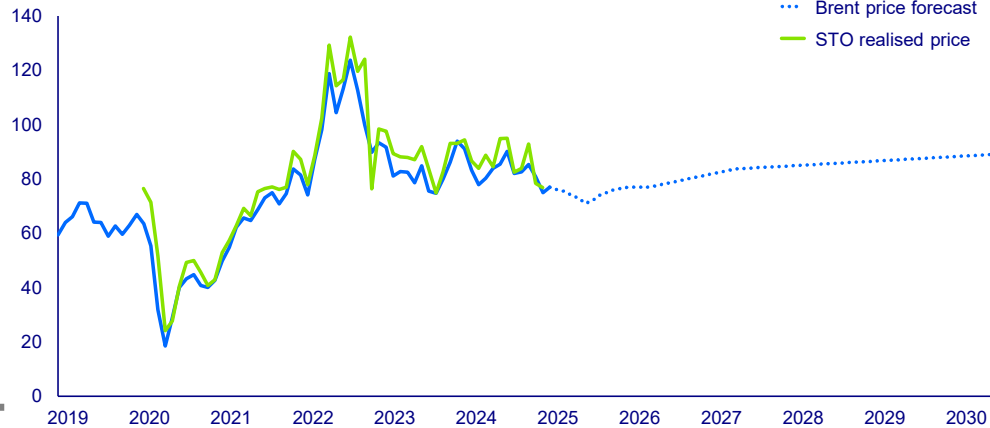
# Oil demand growing this decade

## Developing Alaska to meet oil demand this decade

For personal use only

**Brent pricing<sup>1</sup>**

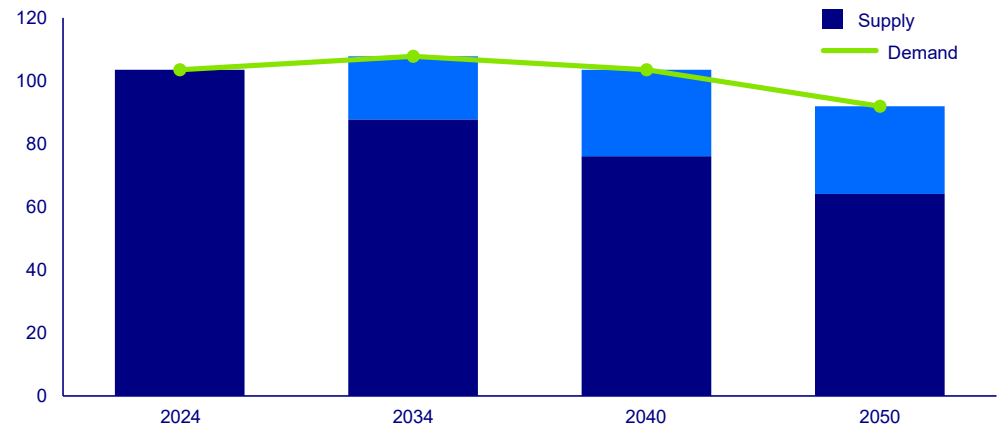
US\$/bbl



- Santos' portfolio of high-quality liquids reliably trades at a premium to Brent.
- In 2024, this premium has averaged US\$3.60 per barrel year to date

**Global liquids demand and supply capacity<sup>2</sup>**

mmbbl/d



- By 2034, additional supply will be required to meet growing demand as existing production declines
- Demand growth shifts to India and emerging Asian economies post 2030
- Non-energy (or non-combustion use i.e. for petrochemical feedstock) is forecast to continue to grow beyond the 2030s

1. S&P Commodity Insights, Global Crude Oil Markets Short Term Outlook Fundamentals, October 2024. S&P Global Fundamentals Crude Oil Markets Price Long-Term Outlook, Q3 2024, nominal prices. Dated Brent, FOB North Sea  
 2. Wood Mackenzie, Macro oils strategic planning outlook 2024, November 2024. Supply includes onstream and under development projects. In this analysis, Wood Mackenzie do not account for the spare capacity that OPEC has withheld from the market to avoid interference from changing OPEC behaviour; OPEC spare capacity is effectively held flat

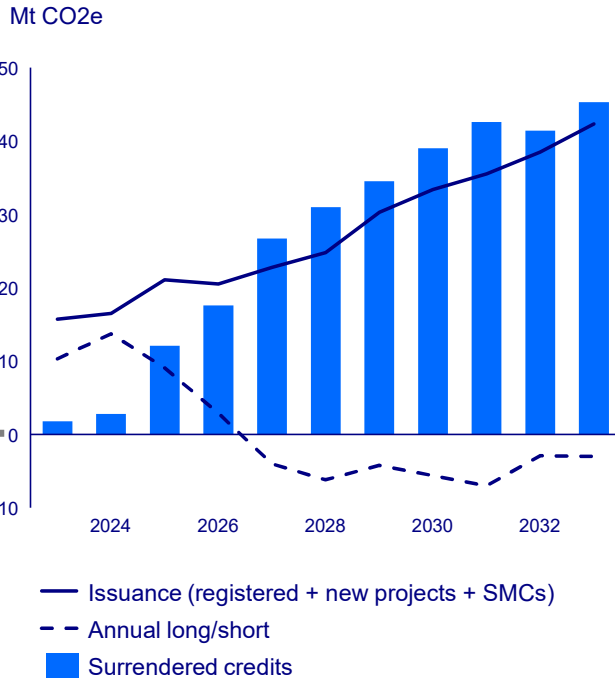


# Carbon credit markets

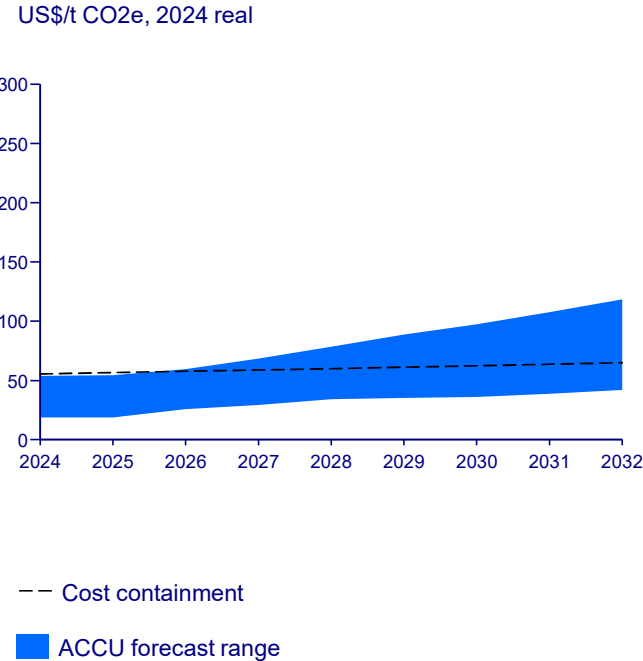
Forecast demand growth for emissions reduction units. ACCU market short from 2027 and prices increasing

For personal use only

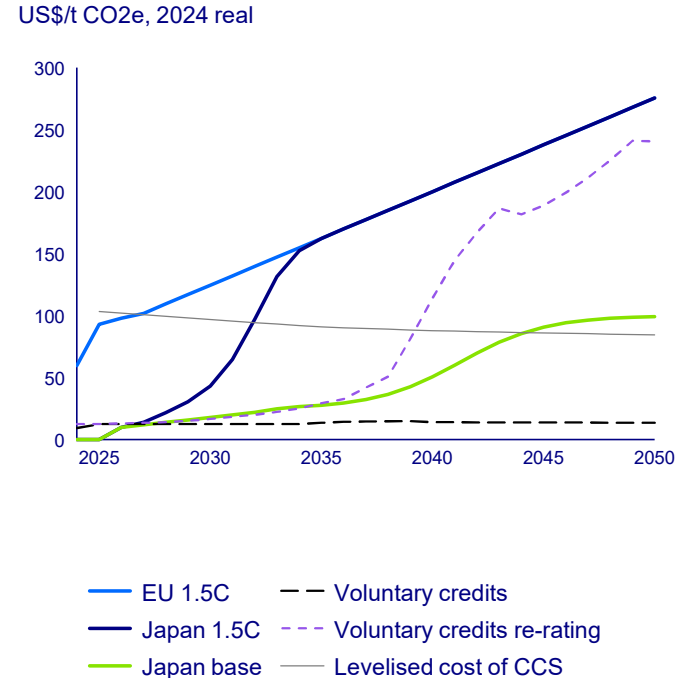
**Annual supply versus demand for ACCUs in Australia<sup>1</sup>**



**Forecast ACCU price range<sup>2</sup>**



**Forecast global carbon prices<sup>3</sup>**



1. RepuTex Energy, Australian Carbon Market Outlook, September 2024. RepuTex forecast of how many credits will need to be surrendered in each year to meet compliance targets  
 2. Generic ACCU price forecasts from Aurecon MAG, RepuTex Energy and Wood Mackenzie  
 3. S&P Global Commodity Insights, Climate and Energy Scenarios July 2024. BNEF Voluntary Carbon Offsets Outlook February 2024, Wood Mackenzie Levelised Cost of CCUS September 2024

# Marketing portfolio overview

Santos' marketing strategy is well positioned to deliver value

For personal use only



## Strategic location of LNG portfolio

Close to Asian customers, shorter shipping duration through safe passage

Lower shipping emissions and cost

Offer longer term emission capture and storage solutions



## High value LNG

Majority of portfolio with high heating value, commanding a premium

Range of mid-term, long-term and spot contracts reducing market risk

Oil linked 83 per cent, JKM linked 17 per cent<sup>1</sup>

Leveraged existing infrastructure



## Well positioned to supply domestic market

New supply needed to meet demand

New supply to market is available from our portfolio (e.g. Corvus and Narrabri)



## Well placed to supply new oil demand

Oil demand globally remains strong with additional supply required in 2030s

Santos liquids realise premiums to Brent

Alaska captures strong interest for oil in SE Asia at a premium to Brent

1. Year to date as at 30 September 2024

**Santos**



For personal use only

# **CAPITAL MANAGEMENT AND FINANCE**

**ENERGY**  
FOR A  
BETTER  
WORLD

# What you will hear today

- 1 Updated Capital Allocation Framework prioritising shareholder returns
- 2 Continue to drive the disciplined low-cost operating model
- 3 Development optionality enabling decades of sustainable returns

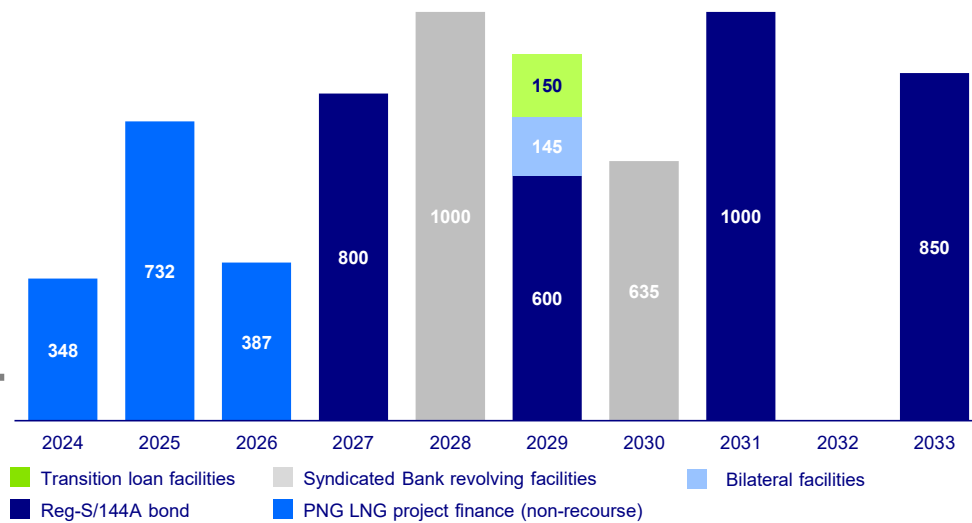
# Strong balance sheet, balanced portfolio

Recent financing demonstrates the strength and diversity of the portfolio, target gearing remains a priority

For personal use only

## Drawn debt maturity profile<sup>1</sup>

US\$ million



**Targeting 15-25 per cent gearing through the cycle**

## Successful recent financing activity in 2024

- Execution of Moomba CCS transition loan \$150 million (February)
- Revolving syndicated facility increased to \$850 million (September)
- New syndicated bank loan facilities totalling \$800 million for Darwin LNG life extension works<sup>2</sup> (October)
- Completion of 2.6 per cent sale of PNG LNG to Kumul Petroleum Holdings Ltd (November)

## Liquidity

**\$4.27b**

\$2,215m cash

\$2,060m committed undrawn facilities

## Investment grade credit rating

S&P	→	BBB-/stable
Fitch	→	BBB/stable
Moody's	→	Baa3/stable

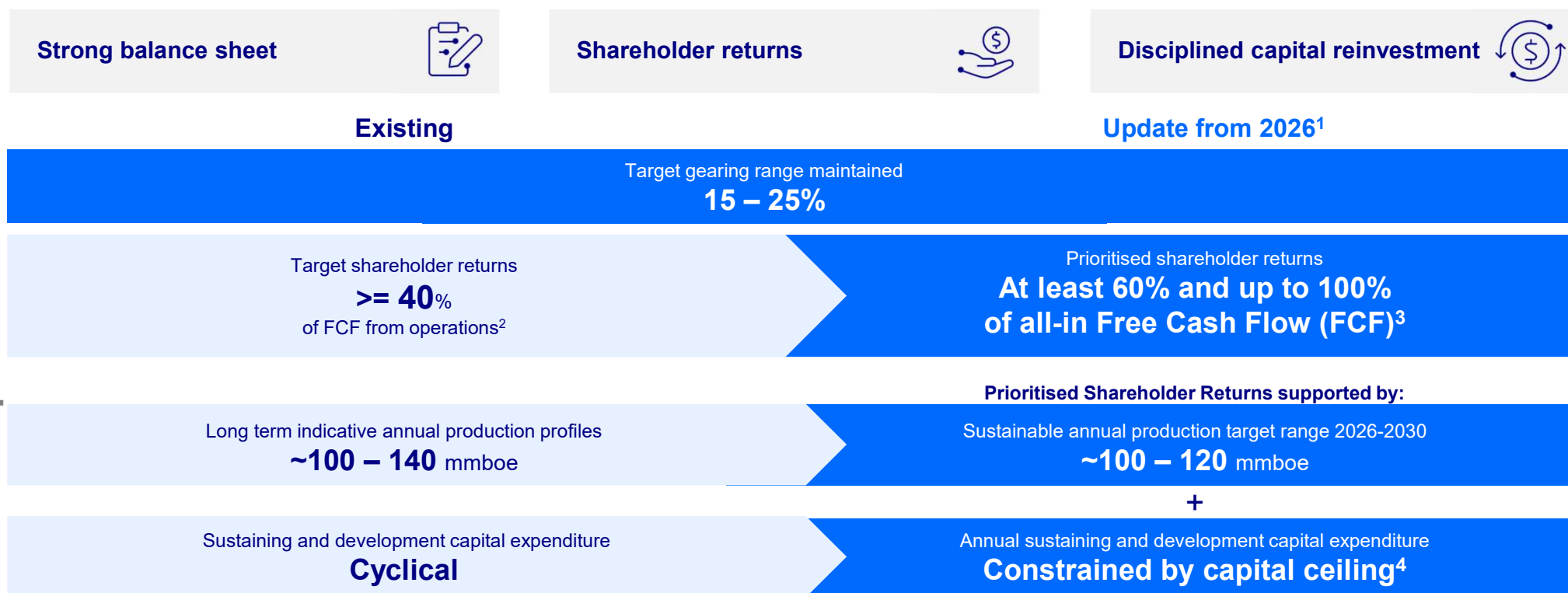
1. Debt maturity profile as at 31 October 2024  
 2. Santos' 43.43 per cent interest in Darwin LNG Pty Ltd is accounted for as an equity accounted investment in an associate



# Updated capital allocation framework

From 2026: Prioritised shareholder returns supported by sustained profitable production and constrained capex

For personal use only



- Updated capital allocation framework effective following the delivery of Barossa gas project, and Pikka Phase 1, estimated HY26. Existing policy remains until that time
- Free Cash Flow from operations is defined as operating cash flows less investing cash flows net of acquisitions and disposals and major growth capital expenditure less lease liabilities
- All-in Free Cash Flow is defined as operating cash flows less investing cash flows net of acquisitions and disposals
- Capital expenditure ceiling is subject to annual Board approval

# Capital allocation framework principles

From 2026: Simplified framework<sup>1</sup> prioritises shareholder returns and strong balance sheet

For personal use only



1. Updated capital allocation framework effective following the delivery of Barossa Gas Project, and Pikka Phase 1, estimated HY26. Existing policy remains until that time  
 2. 2026 to 2030  
 3. Capex constrained via capex ceiling includes spend across the Upstream Oil and Gas and Santos Energy Solutions portfolios  
 4. All-in Free Cash Flow is defined as operating cash flows less investing cash flows net of acquisitions and disposals

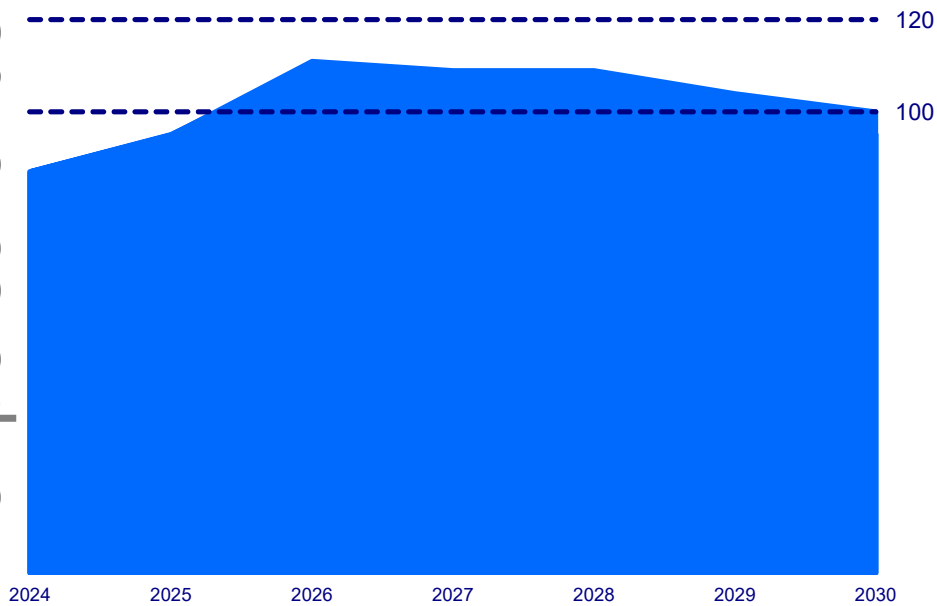
# Target annual production range 100-120 mmboe

Demonstrated delivery from current development projects maintains target production range

For personal use only

Base business production<sup>1</sup>

mmboe



■ Base business production includes Barossa, Pikka Phase 1 and APF tie-in



Culmination of three horizon strategy results in our ability to produce sustainably above 100 mmboe annually from 2026



Current committed projects enable sustaining production in this range through to 2030 with no additional major development projects required



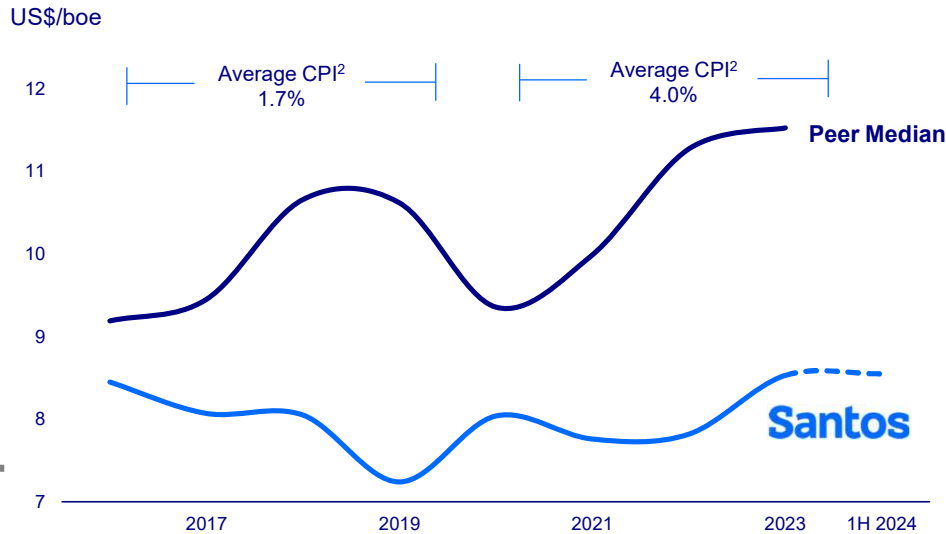
Healthy portfolio funnel has potential to sustain production range well beyond 2030, via continued disciplined capital investment in support of prioritised shareholder returns

1. Indicative forecast using base business production with no additional major development projects. Should not be treated as production guidance

# Disciplined operating model

Santos is committed to sustaining our low-cost operating model as we complete a major growth phase

## Reported unit production cost v peers<sup>1</sup>



Source: Wood Mackenzie, Corporate Benchmarking Tool 2024 (with the addition of Santos 1H 2024<sup>3</sup>)

## Company-wide cost-out is a focus area in 2025



Emerging from a major growth phase following several significant acquisitions



Timely to reset total operating cost performance, as we continue to drive our disciplined low-cost operating model



Target setting and cost reduction actions planned in 2025, to enable reset of annual cost base targeted for full year 2026



Priority action areas will include simplification, procurement, automation, and other innovation-based efficiencies

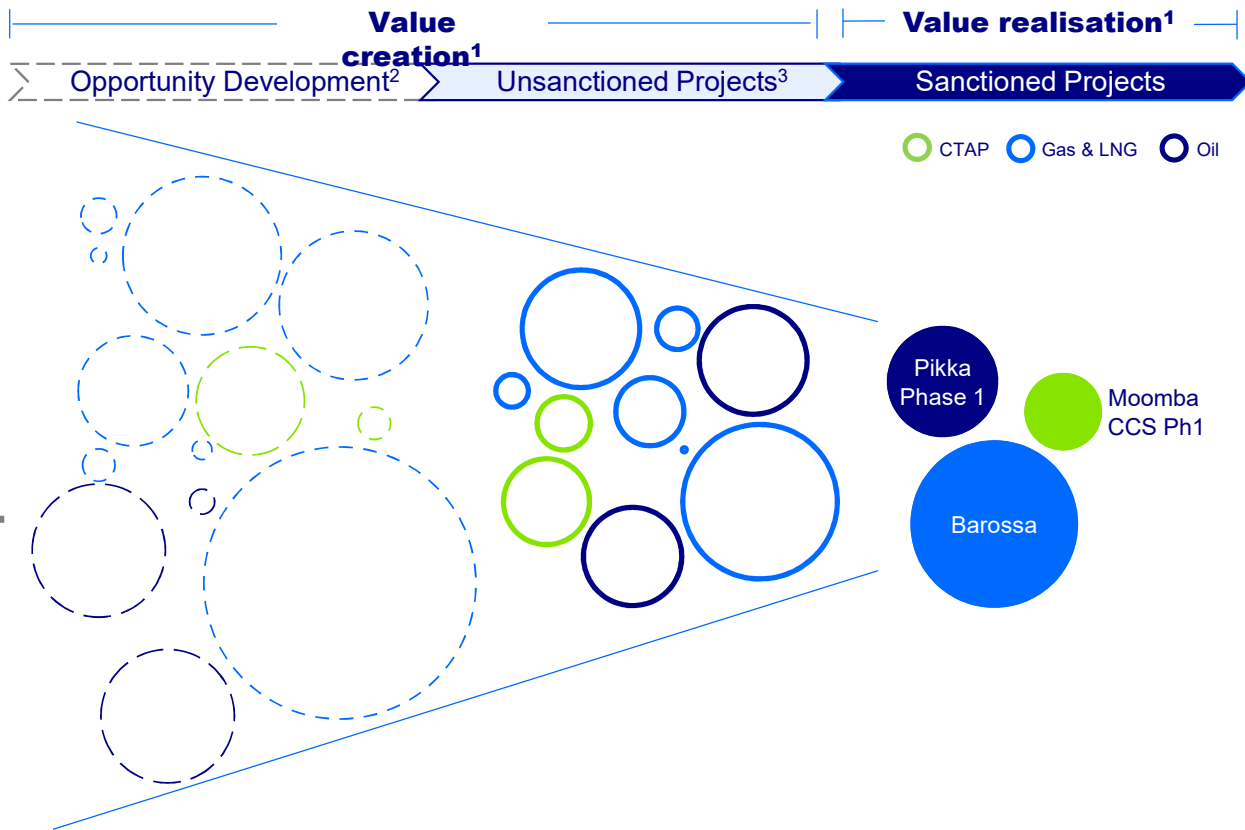
1. Peer group includes mid and large capital international companies from Wood Mackenzie's peer group definition  
 2. Australian annual CPI sourced from the Australian Bureau of Statistics  
 3. Santos 1H 2024 reported production cost per boe in line with half-year 2024 financial report

For personal use only

# Project portfolio enables decades of returns

Disciplined and rigorous assessment applied to phased capital allocation

For personal use only



Strong portfolio offering diverse growth opportunities for decades to come



Disciplined approach to portfolio and capital allocation management



Focused execution on high-value projects to ensure optimal value realisation

1. Size of bubble approximates relative size of market or resource  
 2. 'Opportunity Development' includes, but is not limited to, Bedout Basin, Caldita, Quokka, Horseshoe, P'nyang and McArthur  
 3. 'Unsanctioned Projects' includes, but is not limited to, Pikka Phase 2, Narrabri, Dorado, APF tie-in, Corvus and Moomba CCS Phase 2

Santos

For personal use only

# LNG PORTFOLIO BACKFILL AND GROWTH



**ENERGY**  
FOR A  
BETTER  
WORLD



# What you will hear today

- 1 Infrastructure and resource recap
- 2 World-class LNG portfolio with significant optionality
- 3 Sustainable backfill and lower-cost expansion options

2024 Investor Day

# PNG LNG project

For personal use only



## Project status

### Production

Producing since 2014

### Capacity

6.9 Mtpa nameplate capacity

8.3 Mtpa / ~3.3 Mtpa<sup>1</sup> annualised run rate

### Current producing fields

Hides

Associated Gas fields: Kutubu, Gobe  
Angore (online Q4 2024)

### Development

Conventional

### Decarbonisation

Low CO<sub>2</sub> asset, potential nature-based  
options

**Santos**

1. Post completion of 2.6 per cent sell down to Kumul

# PNG facility overview

Integrated Operated and Non-Operated Assets maximising resource value in PNG

For personal use only



Non-Operated Assets
<b>Hides Conditioning Plant</b> <ul style="list-style-type: none"> <li>Exporting to PNG LNG</li> </ul>
<b>PNG LNG Plant</b> <ul style="list-style-type: none"> <li>Annualised run rate capacity 8.3 Mtpa</li> </ul>

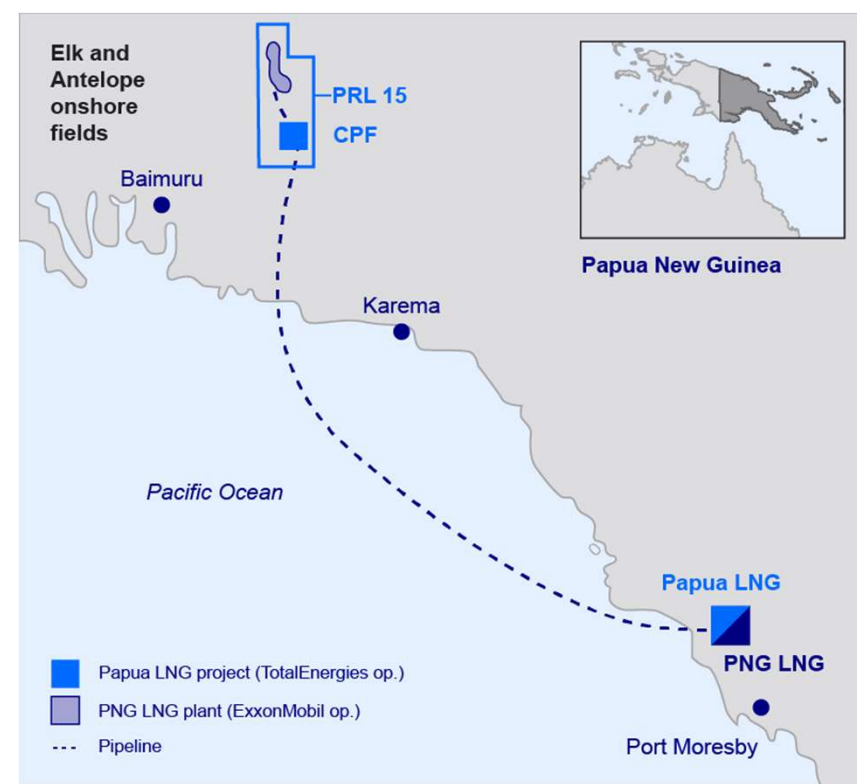
Operated Assets
<b>Agogo Production Facility</b> <ul style="list-style-type: none"> <li>Gas reinjection until APF Tie-in Project online</li> </ul>
<b>Central Production Facility</b> <ul style="list-style-type: none"> <li>Exporting to PNG LNG</li> </ul>
<b>Gobe Production Facility</b> <ul style="list-style-type: none"> <li>Exporting to PNG LNG</li> </ul>
<b>Kumul Marine Terminal</b> <ul style="list-style-type: none"> <li>Liquids export</li> </ul>
<b>Kutubu Pipeline System FSO (KPS FSO)</b> <ul style="list-style-type: none"> <li>Project to support long term integrity for PNG liquids export</li> </ul>

# Papua LNG project overview

Continued growth in supply of low intensity LNG to meet Asian demand

For personal use only

<b>Expected Capacity</b>	<ul style="list-style-type: none"> <li>Up to 6 Mtpa</li> </ul>
<b>Current Development</b>	<ul style="list-style-type: none"> <li>9 production wells, 1 water injection well, 1 CO2 well, 1 gas processing plant, 320km of pipeline (of which 60km are onshore)</li> </ul>
<b>Resources</b>	<ul style="list-style-type: none"> <li>2C Contingent Resource:                             <ul style="list-style-type: none"> <li>1,274 mmboe (Gross)</li> <li>291 mmboe (Santos share)<sup>1</sup></li> </ul> </li> </ul>
<b>Production</b>	<ul style="list-style-type: none"> <li>Subject to FID timing</li> </ul>
<b>LNG Plant</b>	<ul style="list-style-type: none"> <li>Electrical LNG trains with a cumulative capacity of 4 Mtpa to be developed within the existing liquefaction plant in Caution Bay, in which it has secured up to 2 Mtpa additional capacity</li> </ul>
<b>Status</b>	<ul style="list-style-type: none"> <li>Re-bid</li> <li>FID 2025</li> </ul>
<b>Carbon</b>	<ul style="list-style-type: none"> <li>Reservoir CO2 reinjection from first day of operation</li> </ul>
<b>Santos interest</b>	<ul style="list-style-type: none"> <li>17.7 per cent (post state back-in)<sup>1</sup></li> </ul>
<b>Integrated Benefit</b>	PNG LNG will receive: <ul style="list-style-type: none"> <li>An access fee upon first gas</li> <li>Pro-rata opex sharing</li> <li>Ongoing processing toll revenue</li> </ul>



1. YE23 at 22.8 per cent equity, will reduce to 17.7 per cent following government back-in



# Near term PNG LNG backfill strategy

**PNG LNG to be kept full until end of decade and beyond**

For personal use only




1. Gross

# PNG development opportunities

Strong portfolio of development projects and exploration opportunities to backfill and sustain

For personal use only

	Papua LNG	P'nyang	Muruk	Juha	Eastern Fold Belt
					
<b>Status</b>	Unsanctioned, discovered resource	Unsanctioned, discovered resource	Unsanctioned, discovered resource	Unsanctioned, discovered resource	Unsanctioned, prospective resource
<b>Capacity, Santos share</b>	~1 Mtpa <sup>1</sup>	~1.5 Mtpa <sup>2</sup>	Early stage	Early stage	Early stage
<b>Reservoir type</b>	Conventional	Conventional	Conventional	Conventional	Conventional
<b>Backfill and sustain</b>	Progressing FEED Progressing key contracts re-bid process Regulatory licence application submitted	Progressing Concept Select Gas Agreement and Fiscal Stability Agreement executed Backfill to PNG LNG	Concept Select on hold Potential synergies with P'nyang Backfill to PNG LNG Gas Agreement / Fiscal Stability Agreement to be negotiated	Concept Select on hold Potential synergies with P'nyang Backfill to PNG LNG Captured under PNG LNG Gas Agreement	Potential synergies with Papua LNG & PNG LNG Stand-alone and/or backfill opportunities Gas Agreement / Fiscal Stability Agreement to be negotiated
<b>2C Contingent Resource Size</b>	750 mmboe <sup>3</sup> / ~12.8 tcf (gross)				

1. Based on 5.6 Mtpa capacity at 17.7 per cent STO share, post PNG government back-in  
 2. Based on 4.4 Mtpa capacity at 29.85 per cent STO share, post PNG government back-in  
 3. YE23 position excludes any impact of government back-in or sell-down of 2.6 per cent to Kumul

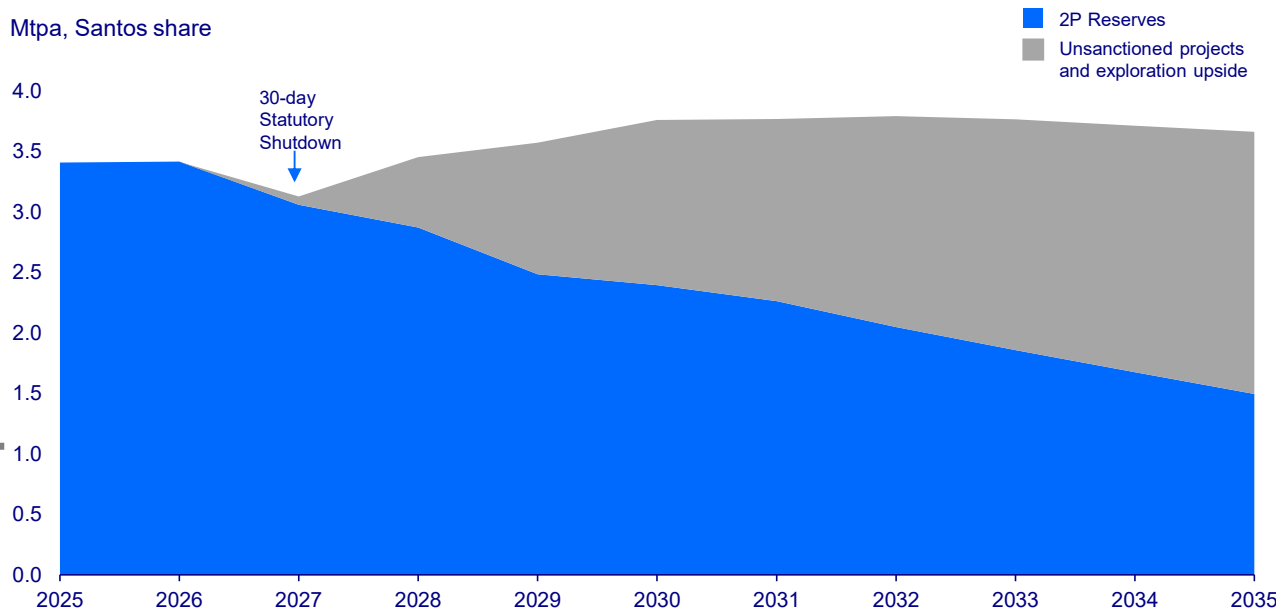
# PNG asset is world-class

**Prolific resource base to provide reliable, long-term, low-cost LNG to Asian markets**

For personal use only

## Production<sup>1</sup>

PNG LNG Plant Inlet Rate<sup>2</sup>  
Mtpa, Santos share



**Upsides and backfill sustain production**

## Reserves and contingent resources<sup>3</sup>

mmboe, Santos share



## 2P operated vs non-operated

%



**Prolific resource base**

1. Indicative forecast only. Not to be construed as guidance  
 2. Includes DomGas and Naphtha. PNG LNG equity at 39.9 per cent post Kumul sell-down  
 3. YE23 position pre-sell down of 2.6 per cent PNG LNG to Kumul



2024 Investor Day

# Barossa to DLNG

for personal use only



## Project status

### Production<sup>1</sup>

1.85 Mtpa of LNG

---

### Reserves

2P Reserves 374 mmboe

2C Contingent Resources 24 mmboe

---

### Reservoir

Conventional Gas

---

### Status

83.5 per cent complete<sup>2</sup>

---

### Development

FPSO facility with export pipeline to existing Darwin LNG facility for LNG export

---

1. STO equity of 50 per cent
2. As at 31 October 2024

**Santos**

# Darwin Train 1 full out to 2040

**FEED ready Darwin Train 2 allows for LNG expansion up to 10 Mtpa**


For personal use only



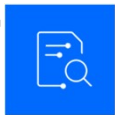
Barossa project tracking to plan, over 83.5 per cent complete



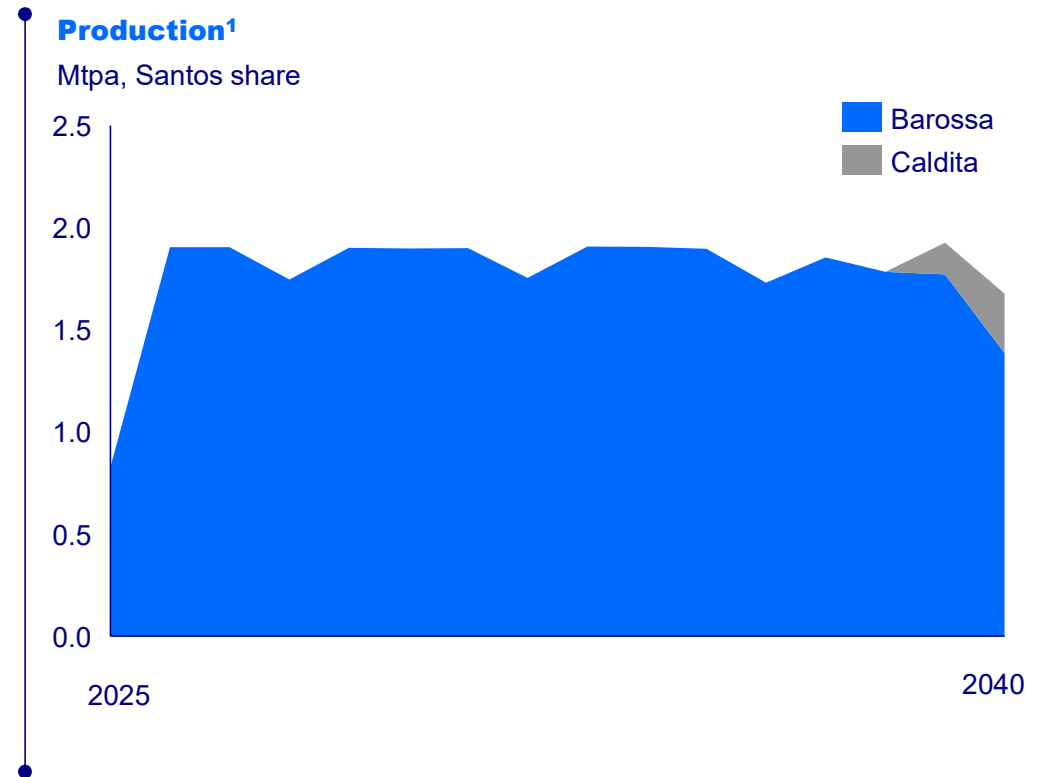
Barossa gas will fully utilize Darwin Train 1 until 2040, Caldita tie-back can support future backfill



Darwin Train 2 has existing approvals to underpin future expansion up to 10 Mtpa and is FEED ready



Potential for abated LNG production from Darwin via Bayu-Undan carbon capture and storage



1. Indicative forecast only. Not to be construed as guidance



2024 Investor Day

# East Coast LNG (GLNG)

For personal use only



## Project status

### Production

GLNG producing since 2015

### Resources

#### Queensland:

2P Reserves 319 mmboe

2C Contingent Resources 142 mmboe

Surat and Bowen Basins

#### Cooper Basin:

2P Reserves 128 mmboe

2C Contingent Resources 252 mmboe

### Nameplate capacity

7.8 Mtpa / ~2.3 Mtpa<sup>1</sup>

Max capacity 8.6 Mtpa

### Development

Unconventional & Conventional

### Wells

Targeting 230 unconventional wells drilled in 2024 in GLNG

1. STO equity of 30 per cent

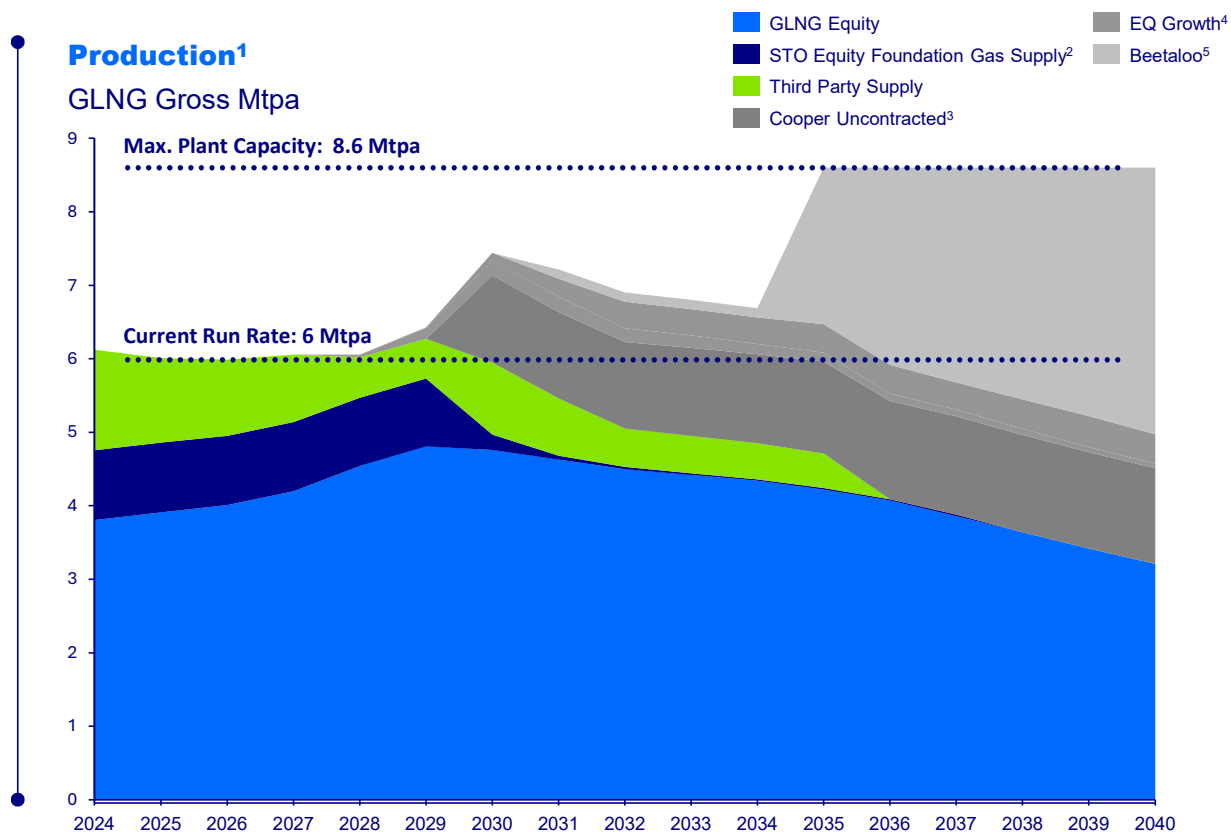
**Santos**

# East Coast LNG

## Five upstream operating fields and options for backfill of available ullage at GLNG

For personal use only

- 1 **CSG equity gas** – Record production in 2024, displacing third-party gas purchases.
- 2 **STO equity gas** – From 2030, STO equity foundation gas supply contract rolls off. Significant equity gas position available for both LNG and domestic gas markets
- 3 **Beetaloo** – Potential backfill opportunity from Santos operated Northern Territory acreage from mid-2030



1. Indicative forecast only. Not to be construed as guidance
2. STO equity includes current Horizon, Combabula and Spring Gully contracts
3. Cooper gas profiles excludes domestic contract volumes, includes 2C and prospective resource conversion
4. EQ growth includes Mahalo, Arcadia West, Kia Ora, Yoorooga
5. Beetaloo assumes 500TJ/d full development rate



# Cooper Basin overview

**Foundation gas supply for GLNG unlocking material new resources to underpin longevity of the strategically positioned asset**

For personal use only

- 

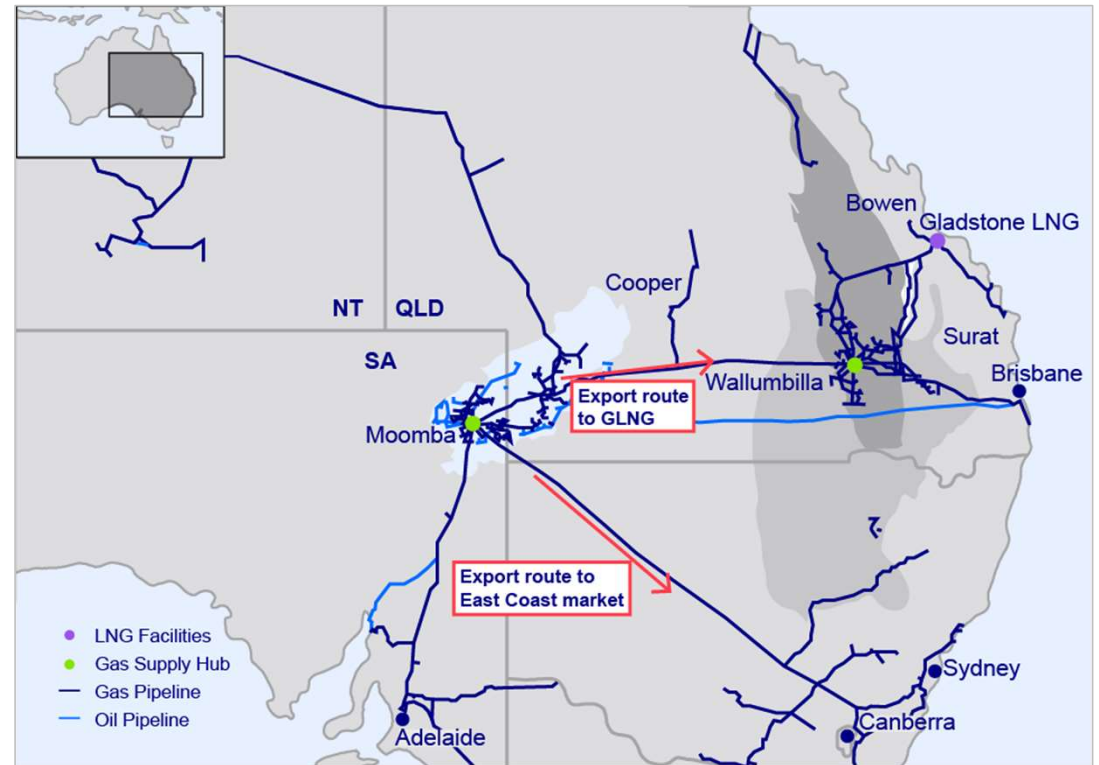
Horizon foundation contract supply ~50 PJ per annum to GLNG<sup>1</sup>, ~1 Mtpa of GLNG sales volumes
- 

Well-priced parity between LNG and East Coast domestic gas markets offers value upside post 2030
- 

Technology advances continue to unlock new plays, significant running room remain in the basin
- 

Optimise and modernise infrastructure around future resource plays
- 

Moomba CCS online enables low carbon intensity operations

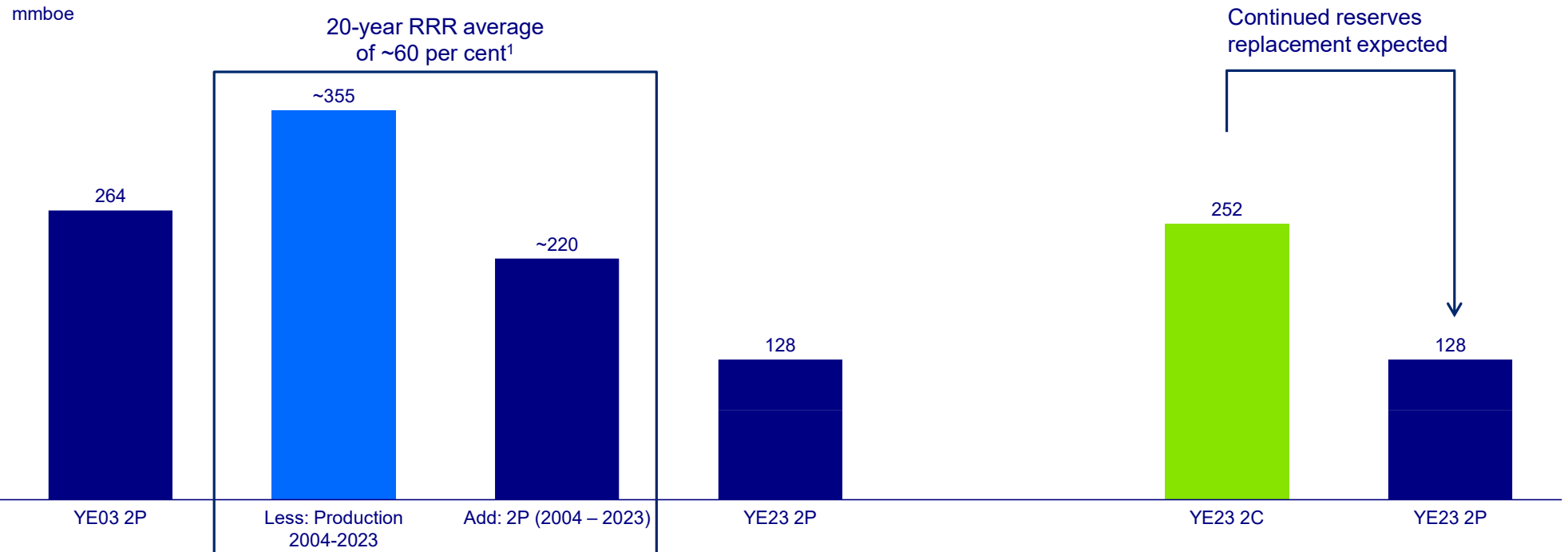


1. Horizon contract delivered from Santos' eastern Australian gas portfolio, with Cooper Basin volumes being the primary source

# More than just a 2P value proposition

**Cooper Basin has a demonstrated history of continuous 2C and 2P replacement with significant running room remaining in the basin**

## Cooper Basin reserve replacement history



**Has the potential to deliver another 20+ years of field life**

1. Reserves replacement ratio is the change in petroleum reserves (excluding production) divided by production

For personal use only

# Cooper Basin

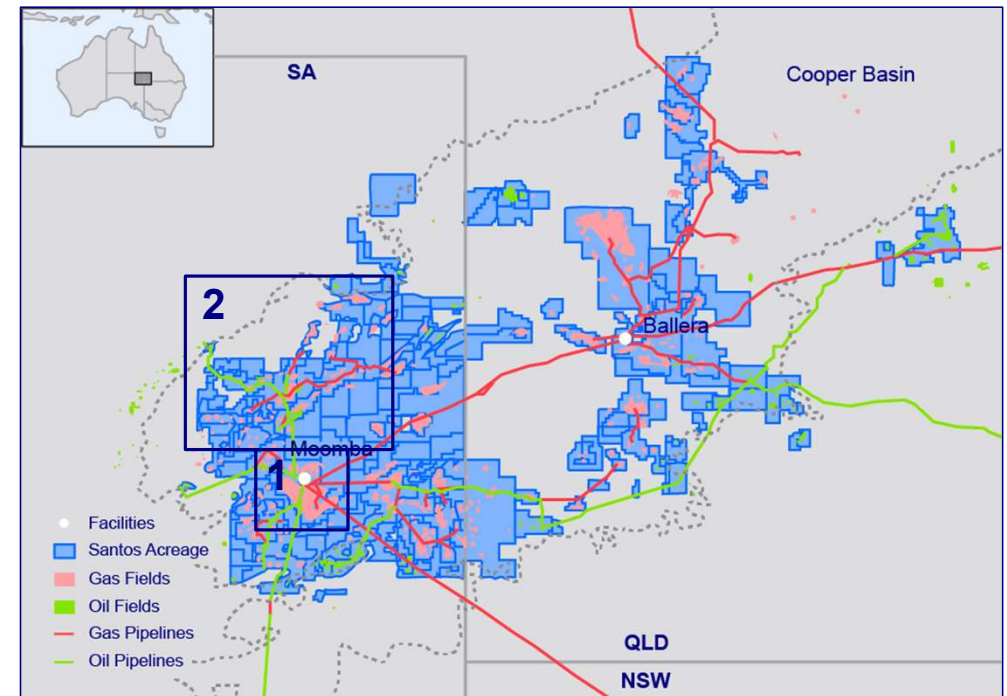
Extending the life of the Cooper Basin by developing low-cost material plays in Central fields

## 1. Central fields strategy

- Moomba Central Optimisation Project to reset cost base and un-constrain surface infrastructure
- Unlock material reserves and resource positions in Patchawarra and Granite Wash currently constrained
- Position for future renewable penetration to free up more sales gas

## 2. Northern fields

- Unlock Deep Coal resource through targeted appraisal strategy
- Future surface infrastructure optimization aligned to Deep Coal development






# Moomba Patchawarra

Increasing recoverable volumes through technology advancements and driving down cost

For personal use only

- 

**Simultaneous Operations** improving efficiency of drilling and completions operations and driving down cycle times

---

- 


**Real time drilling analytics tools** driving continuous improvements in drilling performance

---

- 

**Slim-hole well designs** delivering reduced well construction costs

---

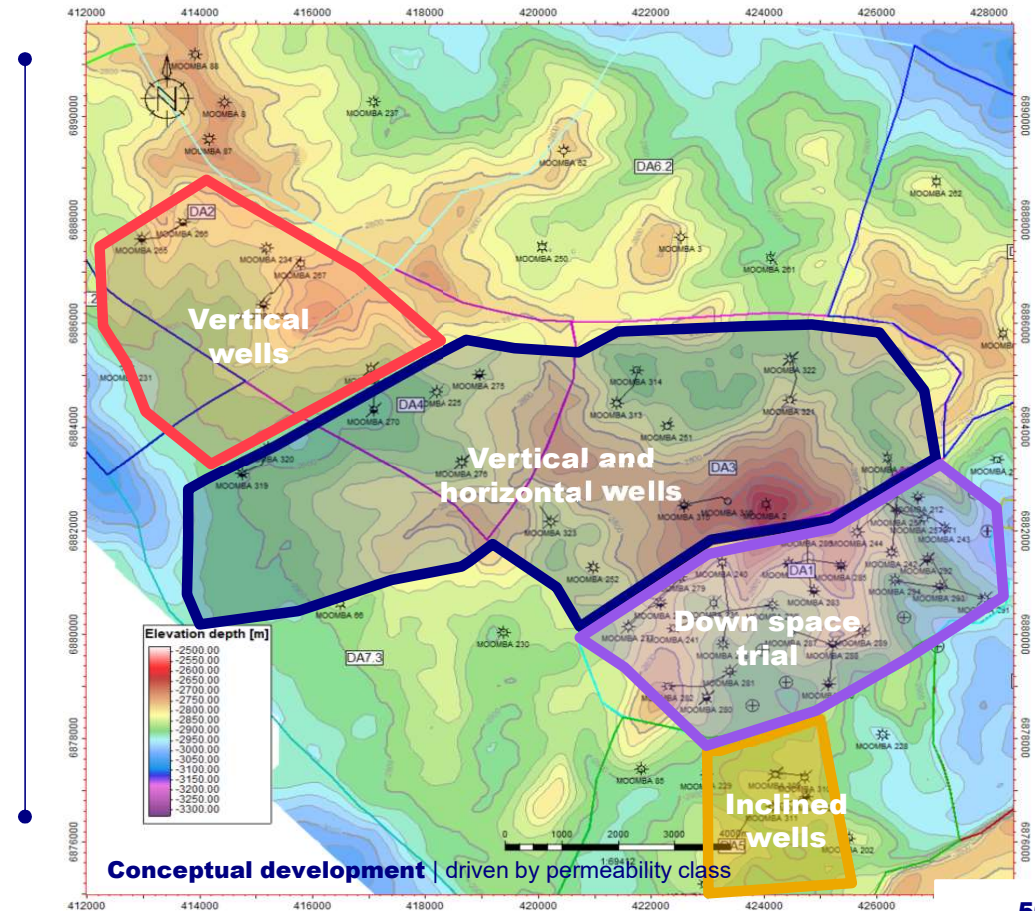
- 

**Equipment enhancements** in rig fleet, drill bits and bottom hole assemblies

---

- 

**Machine learning** used to reduce evaluation requirements and optimising fracture stimulation target selection



# Moomba Granite Wash

Unlocking material additional resources through horizontal drilling through high temperature reservoir

For personal use only

- ✓

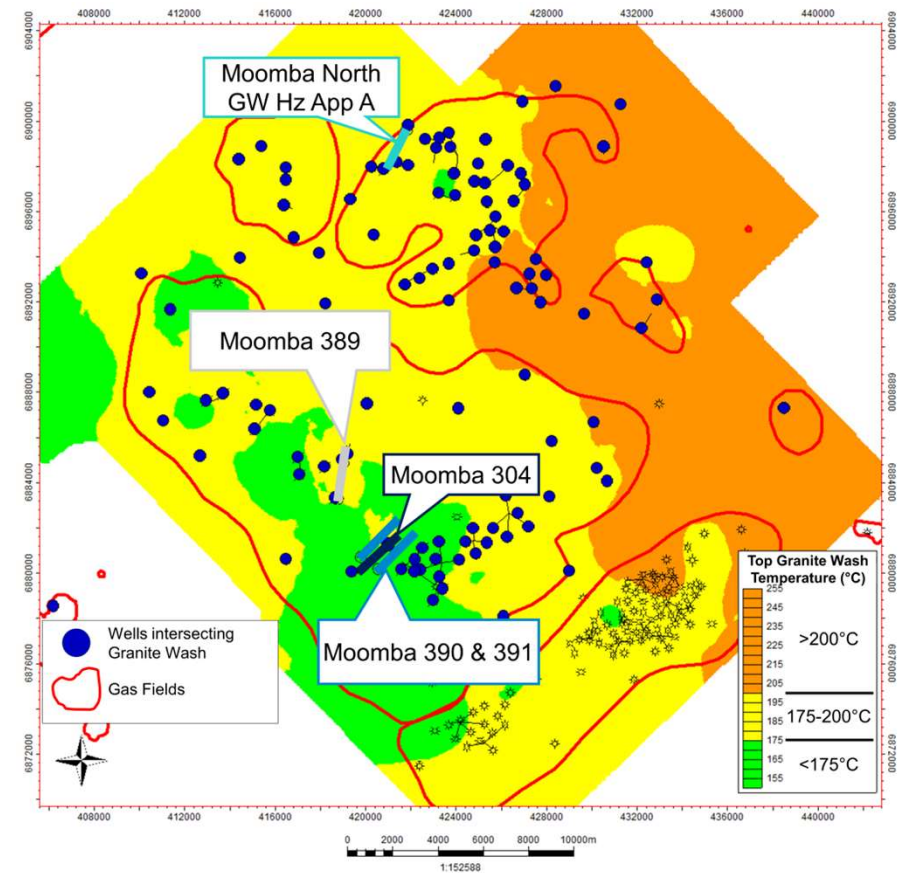
**Proven unconventional resource** currently being produced in 80 wells
- ✓

**Horizontal drilling** has potential to increase rates from Granite Wash by 10-15x that of a single vertical frac stage
- ✓

**High temperature drilling** technical success enabling access to hotter parts of the field (up to 200°C)
- ✓

**Moomba 304** delivered a high-side initial rate from a 1.5km lateral and 10 frac stages. **Moomba 389** confirmed geological model and tested alternate well orientation.
- ✓

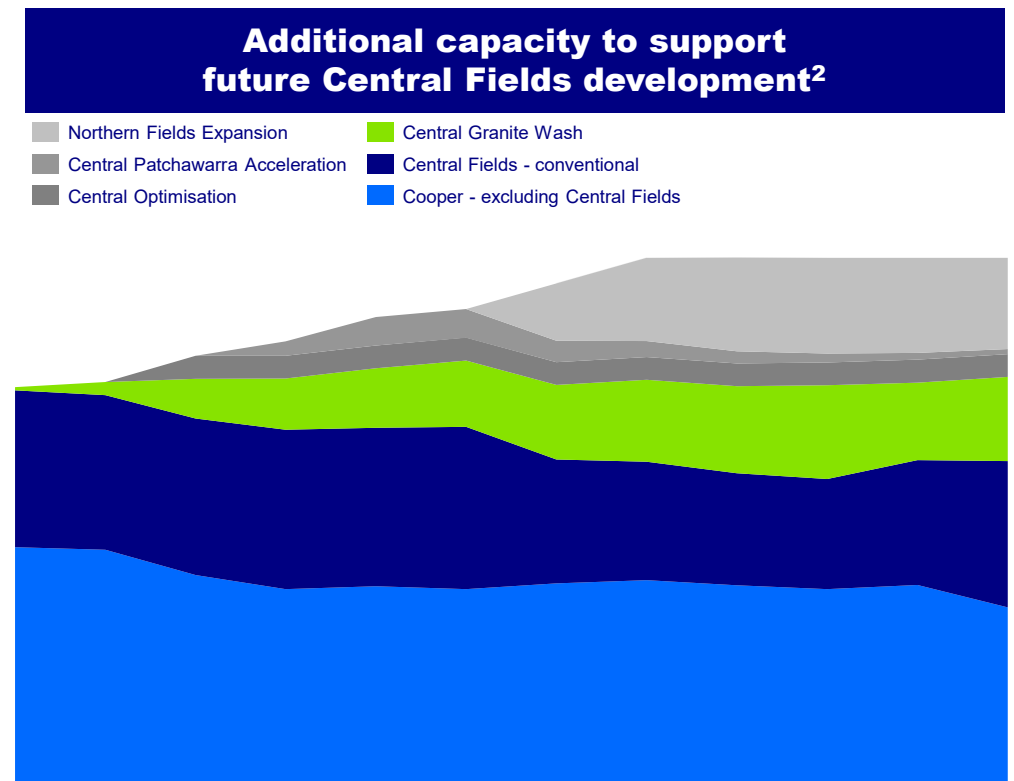
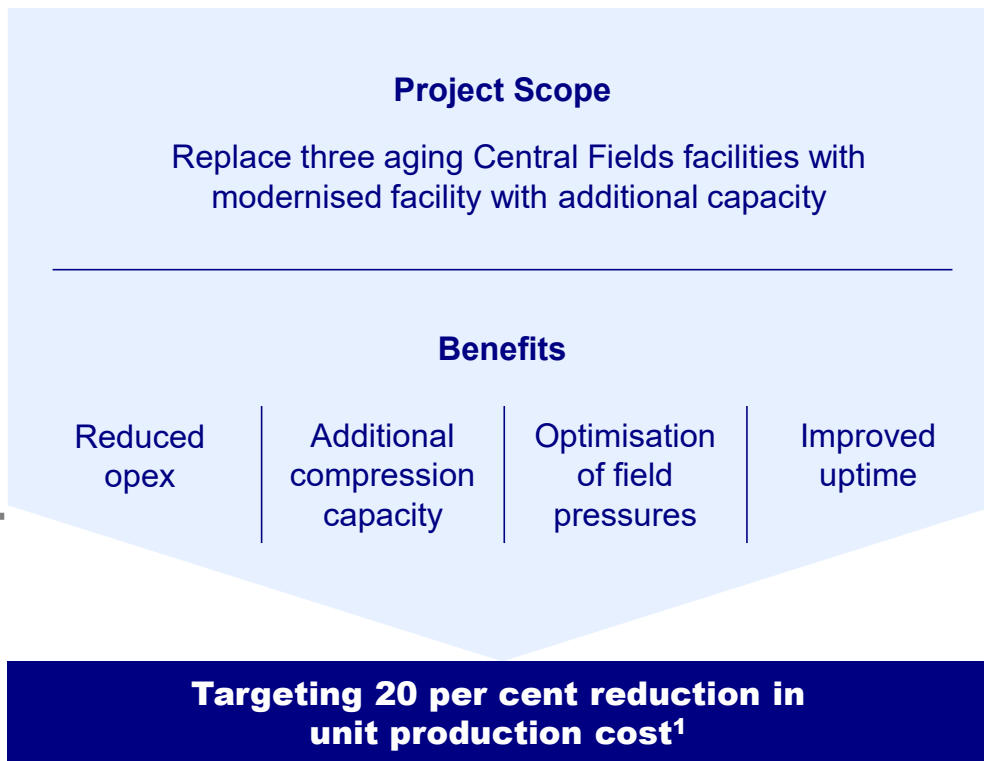
**Additional wells being drilled** in 2024 and 2025, targeting 2km lateral sections and 10-15 frac stages



# Moomba Central Optimisation

Subsurface opportunities will drive future development, with cost-effective infrastructure upgrades to support production and reduce costs

For personal use only



1. Targeting 20 per cent reduction in unit production cost compared to forecast without Moomba Central Optimisation  
 2. Indicative forecast only. Not to be construed as guidance

# Northern Fields: Deep Coal

Leveraging recent learnings to build development plans to unlock a multi TCF resource

For personal use only



**Proven unconventional resources** within the current producing Patchawarra formation



**Currently being produced** in 60+ vertical wells



**Potential for significant contribution** to Cooper Basin production from early 2030s

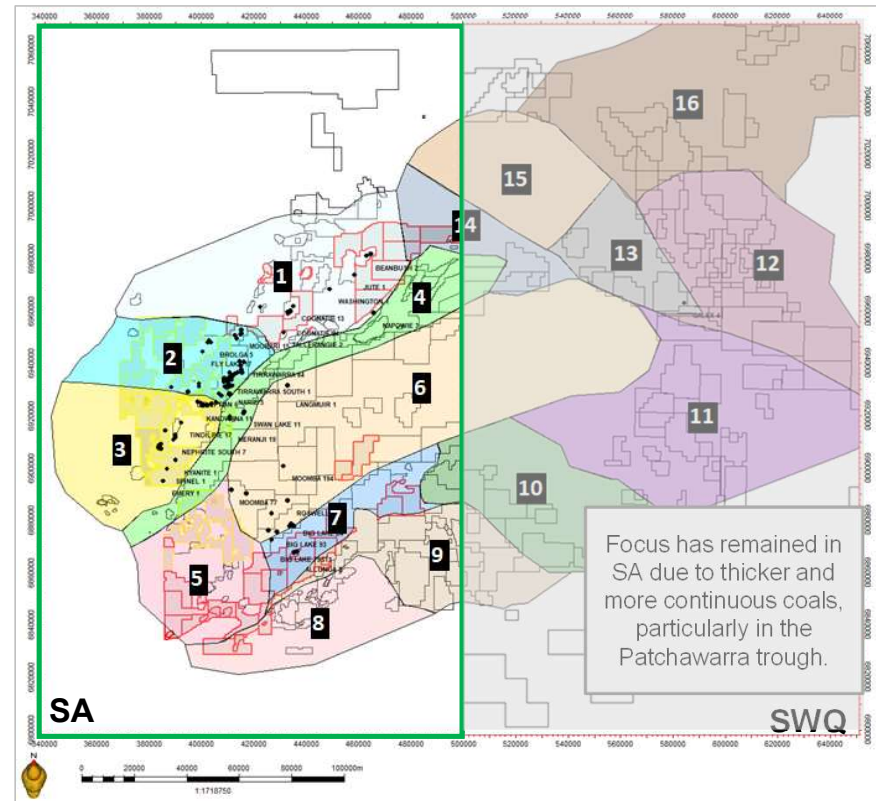


**Gloss 1** well successfully intersected 3 Patchawarra coals and a Patchawarra sand. Well currently producing 1.7 mmscf/d



**Two deviated wells** planned for 2025/2026

Deep Coal Play Segments





# Beetaloo: Northern Australia onshore shales

**Beetaloo Sub-Basin, part of the greater McArthur Basin, is estimated to contain more than 200 TCF in-place<sup>1</sup>**


For personal use only



EP161 is recognised as the geological “sweet spot” in the Beetaloo with 1.4 tcf gross (1.1 tcf, Santos share) 2C Resource booked from 2 wells



Normalised production from more than 20 wells are analogous to the Marcellus and Utica onshore US Shale plays<sup>2</sup>



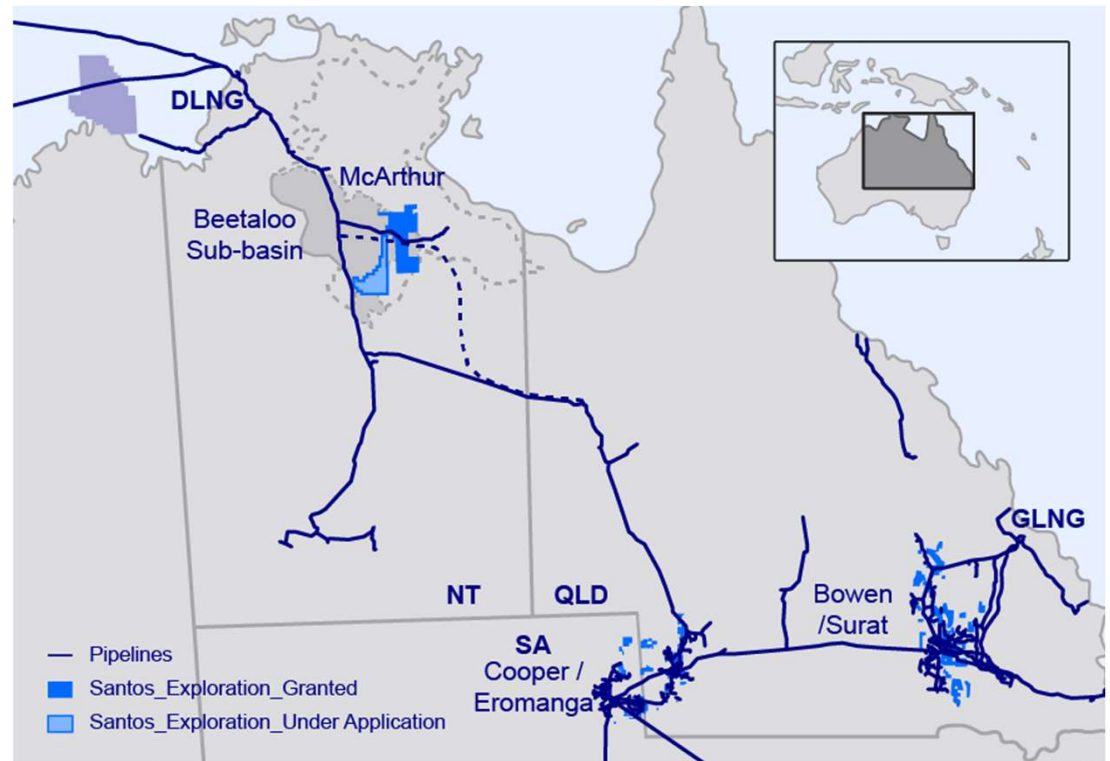
Large and scalable supply for tight, well-priced Eastern and Northern LNG export and domestic gas markets



Appraisal campaign in EP161 planned for 2026



Supportive jurisdiction with published plan for development of resource<sup>3</sup>



1. Munson TJ, 2014. Petroleum geology and potential of the onshore Northern Territory, 2014. Northern Territory Geological Survey, Report 22  
 2. Rose and Associates Santos Internal Review and Evaluation 2023  
 3. Northern Territories Strategic Basin Plan (<https://www.industry.gov.au/publications/beetaloo-strategic-basin-plan>)

# Beetaloo: A stacked shale play

World-class geological characteristics analogous to the Utica and Marcellus Shales

For personal use only



Extensive, high-quality stacked shale units in Velkerri Formation, with recent focus on production tests of Velkerri B unit

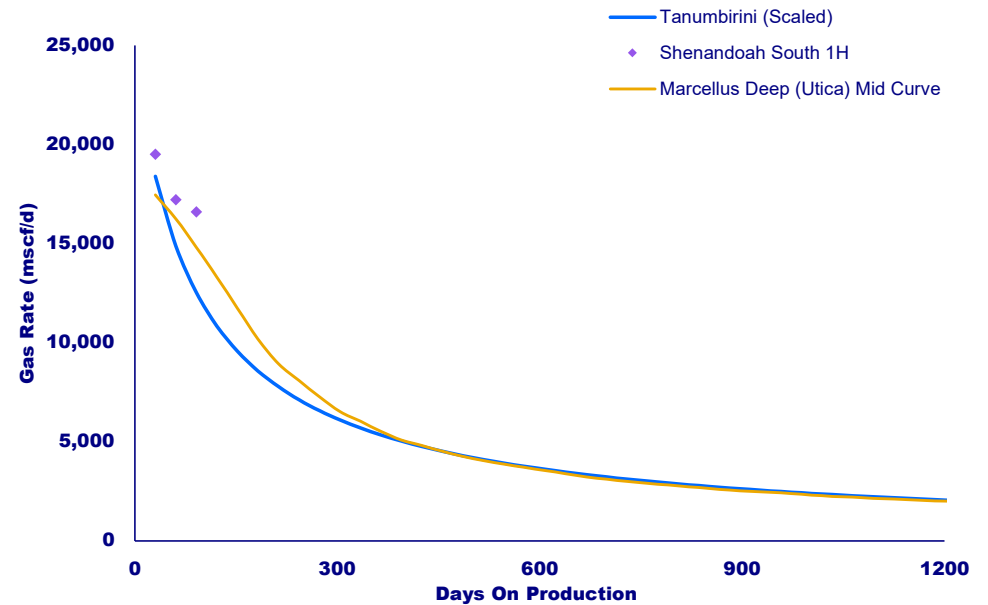


When scaled to match the proposed development well design, appraisal production test flowrates and forecast recoverable volumes compare favourably with the P50 outcomes from the successful US Deep Marcellus (Utica) shale play



Reservoir Properties are comparable with the Marcellus Shale: high gas contents and brittle nature, improving stimulation performance

EP161 Velkerri B Shale Type Curves (Gas Rate vs. Days on Production)<sup>1,2,3</sup>



1. Tanumbirini forecast production curve normalized to lateral length and stimulation design
2. Shenandoah South 1H data extracted from Tamboran Resources Investor Day Presentation July 2024
3. P50 Marcellus Deep (Utica) curves from Novi Labs database

# World-class LNG portfolio

Significant low-cost backfill optionality to expand the portfolio further

For personal use only

## Advantaged LNG Portfolio

Three operational LNG plants  
Growing Asian demand  
Comparative advantage

## PNG sustained and growing

Production upsides  
Near-term, low-cost backfill  
Future expansion potential

## GLNG backfill opportunities

Five upstream fields  
6 Mtpa out to 2030  
Exciting backfill potential

## Cooper Basin longevity

20-year history of 2C conversion  
New technology unlocking new resource plays



Santos

For personal use only

# SANTOS ENERGY SOLUTIONS



**ENERGY**  
FOR A  
BETTER  
WORLD

# What you will hear today

Using midstream cashflows to develop the portfolio for the future


- 1 Established cash flow generating assets that represent privileged infrastructure
- 2 Our focus on building towards commercial carbon management services at scale
- 3 Disciplined portfolio development and carbon price exposure

For personal use only

# Strong midstream base

Refocused portfolio of strategic assets well-suited to backfill and repurposing

For personal use only

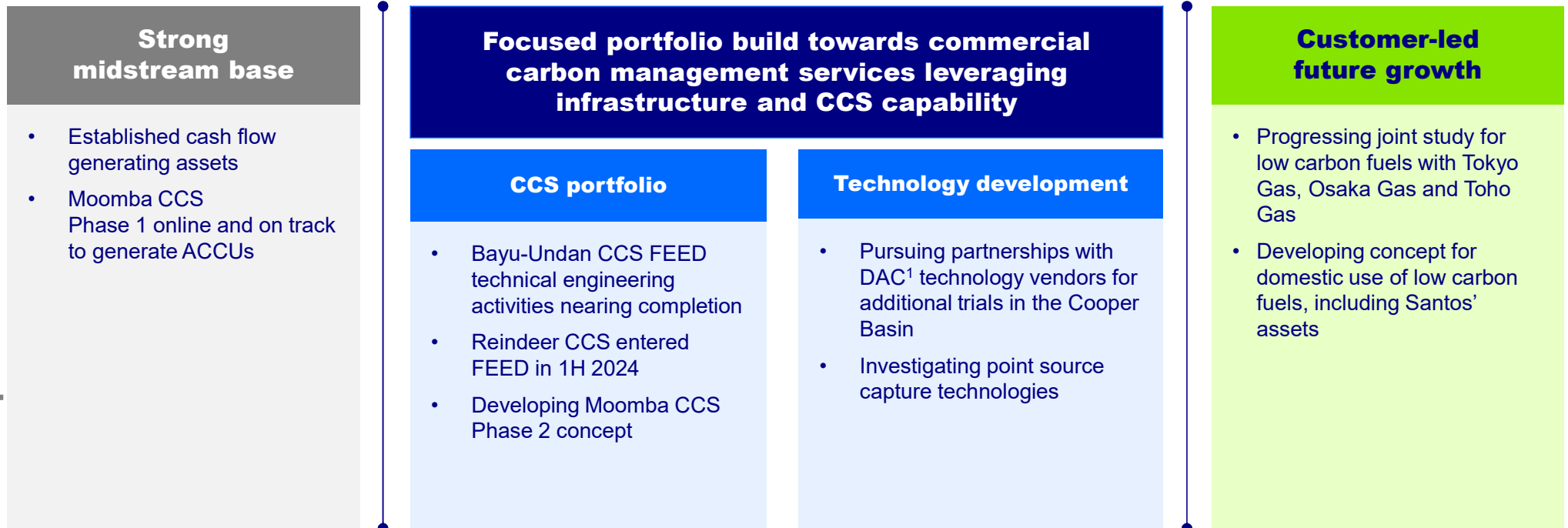
	Eastern Australia		Northern Australia <sup>1</sup>
			
	<b>Moomba</b>	<b>Port Bonython</b>	<b>Darwin LNG</b>
<b>Nameplate throughout capacity</b>	Gas: 400 TJ/d Storage: 70 PJ	Liquids: 20 mmbœ p.a.	LNG: 3.7 Mtpa, approvals up to 10 Mtpa <sup>1</sup>
<b>2024 throughput (gross)<sup>3</sup></b>	239TJ/d	6.3 mmbœ	nil
<b>WAL<sup>4</sup></b>	< 5 years rolling	< 5 years rolling	< 15 years rolling
<b>Existing tolling structure</b>	Internal and external tolls	Internal and external tolls	Internal tolls

1. Weighted Average Life and Existing Tolling Structure for Northern Hub relate to future Barossa volumes  
 2. Approvals referring to development of potential Train 2 and Train 3 at Darwin LNG  
 3. 2024 throughput (gross) year to date, as at 31 October 2024  
 4. Weighted Average Life of Contracts

# Building a profitable and targeted portfolio

Developing commercial carbon management services at scale to decarbonise Santos and third-party assets

For personal use only



1. Direct Air Capture

# Three operated CCS hubs

An extensive infrastructure position that can be repurposed for decarbonisation<sup>1</sup>

## Darwin & Bayu-Undan Hub

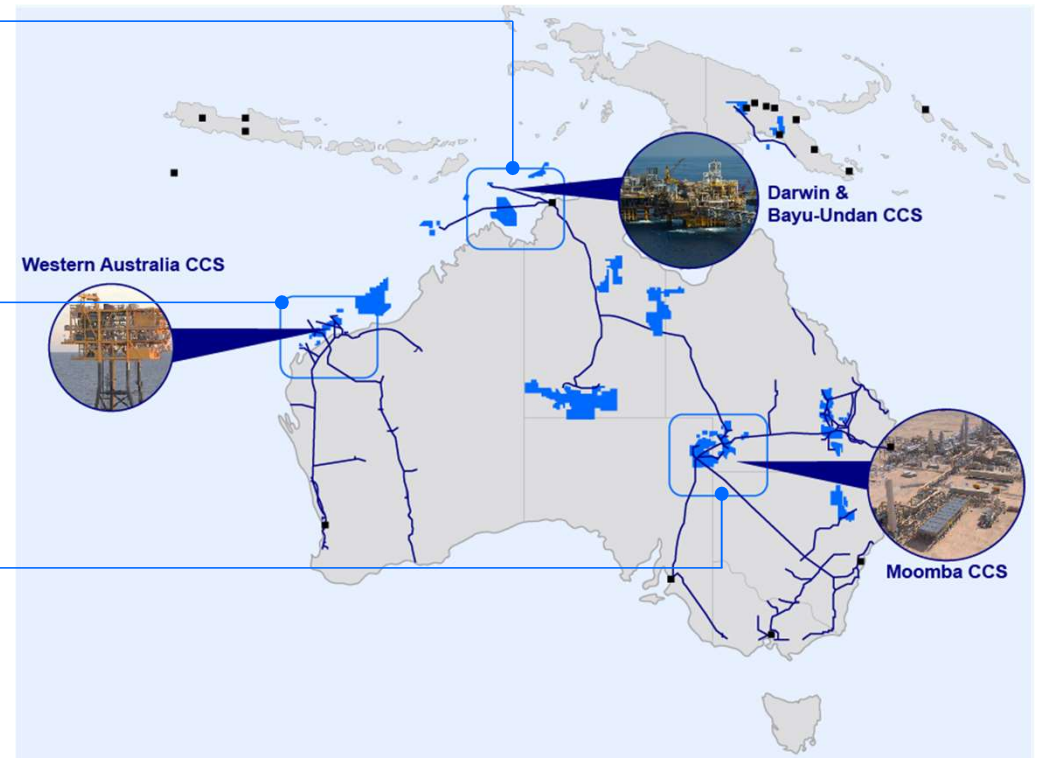
- Up to ~10 Mtpa CO<sub>2</sub>e storage
- Targeting FID readiness in 2025
- Four MOUs signed for >10 Mtpa volume
- Timor-Leste government developing regulatory regime for CO<sub>2</sub>e storage

## Western Australia Hub<sup>2</sup>

- Up to ~5 Mtpa CO<sub>2</sub>e storage
- Reindeer CCS targeting FID readiness in 2026
- Four MOUs signed, including a non-binding commercial agreement with an international customer for CO<sub>2</sub> import into Santos' portfolio of CCS projects

## Moomba Hub

- Up to ~20 Mtpa CO<sub>2</sub>e storage potential
- Moomba Phase 2 concept development in progress
- Three MOUs signed with domestic and international emitters and aggregators

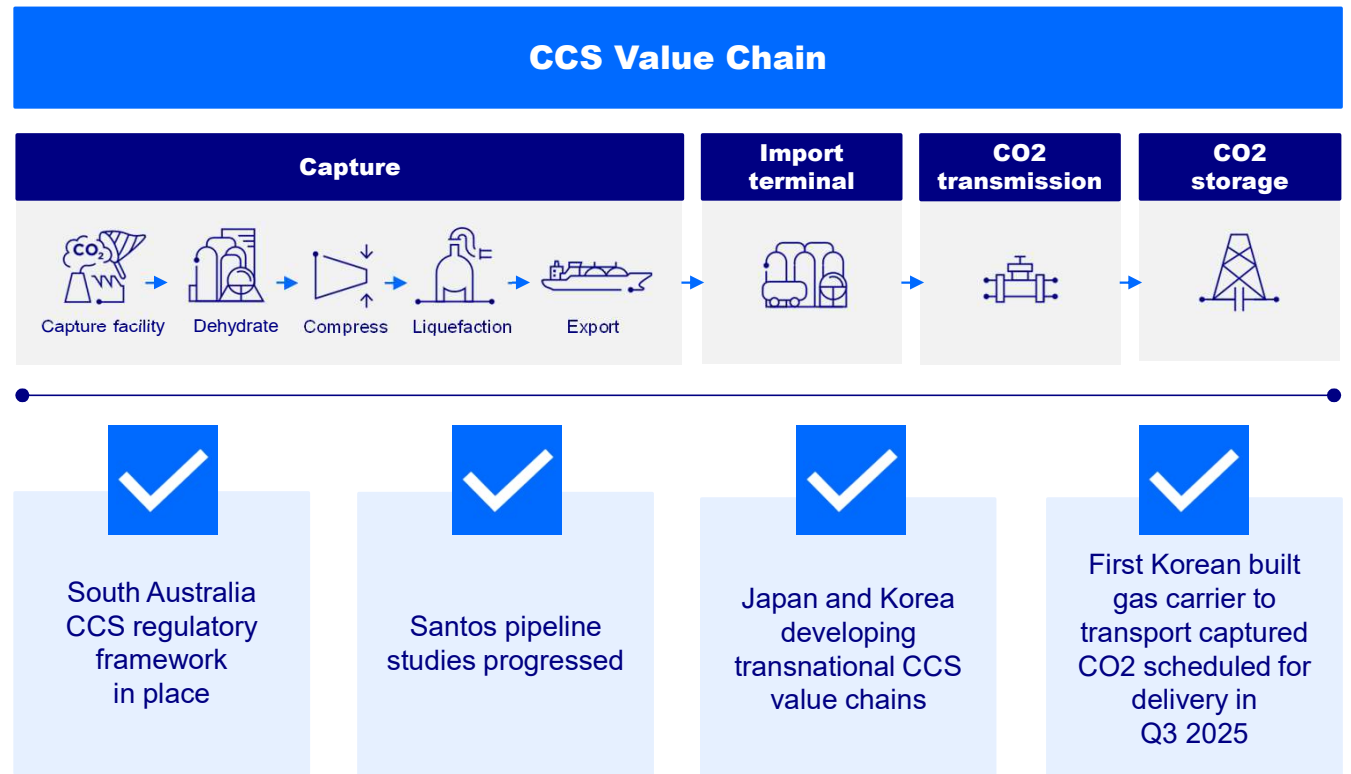



1. All injection rates are gross  
2. Reindeer CCS Phase 1 approximately 1 Mtpa

# Moomba Phase 2 – development concept

Significant growth potential with up to 50-years of storage resource potential at up to 20 Mtpa CO2e

For personal use only



# Bayu-Undan CCS

Large, scalable project to be underpinned initially by Barossa CO2 volumes

For personal use only

<b>Overview</b>	Industrial decarbonisation of adjacent and international CO2 imports by leveraging the existing Bayu-Undan infrastructure and depleted reservoirs in Timor-Leste waters
<b>Status</b>	FEED nearing completion <sup>1</sup>
<b>Timeline</b>	Targeting FID readiness in 2025
<b>First Injection</b>	Targeting 2028
<b>Annual CO2 storage</b>	~10 Mtpa potential, Initial phase ~2.3 Mtpa from Barossa Potential expansion with nearby G-11
<b>CO2 source</b>	Barossa Joint Venture and third-party
<b>Status of customer discussions</b>	Four MOUs signed for >10 Mtpa volume



Bayu-Undan Compression Utilities Quarters (CUQ)

1. Technical engineering activities




# Western Australia CCS

**Initial Reindeer CCS project will cater solely to third-party CO2 volumes**

For personal use only

<b>Overview</b>	Industrial decarbonisation of adjacent emissions by leveraging the existing infrastructure and depleted reservoirs in Australian waters
<b>Status</b>	Entered FEED in 1H 2024
<b>Timeline</b>	Targeting FID readiness in 2026
<b>First Injection</b>	Targeting 2029
<b>Annual CO2 storage</b>	~5 Mtpa potential including nearby G9 field Initial project will be ~1 Mtpa
<b>CO2 source</b>	Third-party only
<b>Status of customer discussions</b>	Four MOUs signed, including a non-binding commercial agreement with an international customer for CO2 import into Santos' portfolio of CCS projects



Unmanned Reindeer Wellhead Platform, offshore Western Australia in WA-41-L



# Moomba low carbon fuels project

Developing a low carbon fuel which can be used in existing supply chains to backfill LNG projects over time or for domestic use

For personal use only

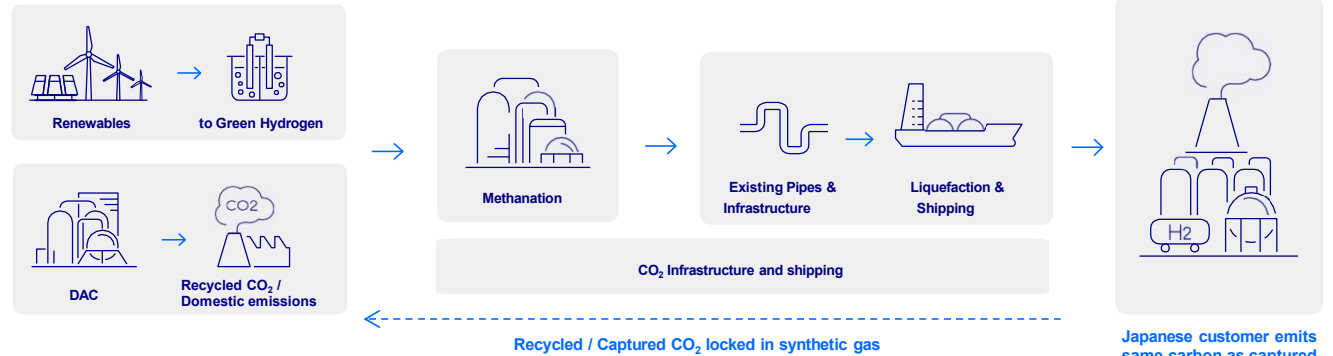
## Cooper Basin advantages

- Excellent renewable energy resource potential (solar, wind, geothermal)
- Pipeline infrastructure for connection to domestic and export markets
- Strong regulatory regime with support for gas as a fundamental part of the energy transition



## Low Carbon Fuels Value Chain

Cooper basin renewable energy resources  
Wind / Solar / Geothermal



Mandated Japanese customer demand



Potential domestic demand including Santos assets



Links to DAC and point source technology

# Carbon third-party storage growth target

Gross storage target ~14 Mtpa, equivalent to 50 per cent of Santos' 2023 estimated downstream equity Scope 3 emissions<sup>1</sup>

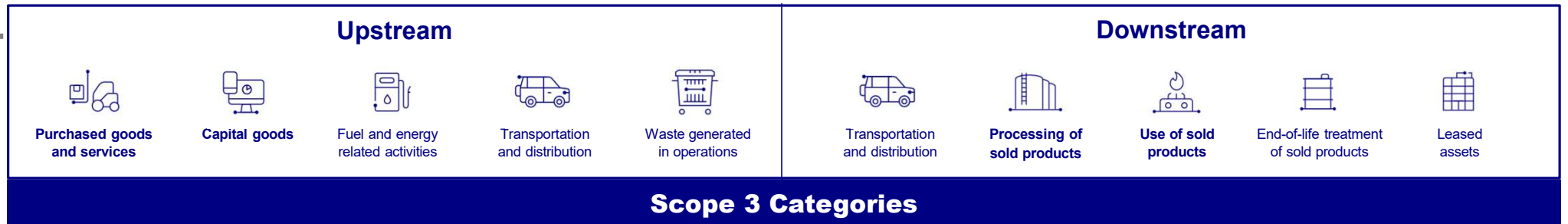
**By 2040**  
Store ~14 Mtpa  
third-party CO<sub>2</sub>e<sup>2</sup>

**Longer term aspiration**  
Store more carbon than  
our Scope 1, 2 and 3 emissions

Scope 3 emissions  
equivalence mitigation

Build and operate a  
commercial carbon  
storage business

Safe and permanent  
CO<sub>2</sub>e storage



1. Refer to disclaimer in last paragraph on slide 2  
2. The target equates to 50 per cent of Santos' 2023 downstream equity Scope 3 emissions

For personal use only

# Santos Energy Solutions summary

Developing commercial carbon management services at scale to decarbonise Santos and third-party assets

For personal use only

**Established cash flow and ACCU generating assets**



**Privileged infrastructure position**



**Building towards commercial carbon management services at scale**



**Portfolio discipline**



**Santos**

For personal use only

# **CLOSE & Q&A**



**ENERGY**  
FOR A  
BETTER  
WORLD

# 2025 Strategic priorities

**Focused on driving shareholder returns by delivering our low-cost operating model and executing on major projects**

**Deliver safe, reliable and low-cost production from base business**

**Deliver first LNG from Barossa project**

**Progress Pikka project for first oil in 2026**

**Progress PNG LNG and East Coast LNG backfill opportunities**

**FID Moomba Central Optimisation and Cooper Midstream Optimisation Projects**

**Secure approvals to support FID readiness for CCS projects**

For personal use only

# Investment proposition

Rapidly approaching inflection point, cash generative portfolio, driving shareholder returns and positioned for the energy transition



## High quality, diversified portfolio

Geographic and product differentiated asset base

Current development projects proximal to existing infrastructure

Targeting production 100-120 mmboe<sup>1</sup>



## Superior returns for shareholders

Committed to delivering predictable returns through the commodity cycle

Phasing and sequencing capital

Disciplined low-cost operating model

Strong balance sheet



## Investment and commitment to decarbonisation

Generating ACCUs

Decarbonising our assets while developing commercial carbon management services

1. Following implementation of updated capital allocation framework

For personal use only



For personal use only

**Santos**

# Definitions and Abbreviations

For personal use only

<b>Absolute</b>	When used in reference to emissions reduction targets means reduction against the total emissions at the relevant point in time, rather than a relative or comparative amount
<b>ACCU</b>	Australian Carbon Credit Unit. Each ACCU issued represents one tonne of carbon dioxide equivalent (tCO <sub>2</sub> e)
<b>Barrel (bbl)</b>	The standard unit of measurement for all oil and condensate production: one barrel equals 159 litres or 35 imperial gallons
<b>Carbon capture and storage (CCS)</b>	Carbon Capture and Storage (CCS) is a process in which carbon dioxide (CO <sub>2</sub> ) from industrial and energy-related sources is separated (captured), conditioned, compressed, transported and injected into a geological formation that provides safe and permanent storage deep underground
<b>Community investment</b>	Includes agreements with social outcomes, sponsorships, grants and donations
<b>Critical fuels</b>	Oil and natural gas, being hydrocarbon fuels that supply 80 per cent of the world's primary energy supply <sup>1</sup> . Hydrocarbon fuels are critical to meet current and forecast energy demand and to the manufacturing of everyday products
<b>Decarbonise</b>	To decarbonise is the process of avoiding, reducing or offsetting anthropogenic greenhouse gas emissions through operational activities or efficiencies, technology deployment and/or use of generated or acquired carbon credit units
<b>Emissions intensity</b>	The amount of greenhouse gas emissions per unit of specified output, such as production or facility throughput
<b>Emissions reduction units</b>	An emissions reduction unit represents one tonne of carbon dioxide equivalent (tCO <sub>2</sub> e) emissions reduction or removal
<b>Gas</b>	Natural gas
<b>Liquid hydrocarbon (liquids)</b>	A sales product in liquid form for example, condensate and LPG
<b>Low carbon fuels</b>	Fuels that Santos may seek to develop with materially lower net greenhouse gas emissions in their production, processing and use (including through reduction and / or equivalent emissions reduction units) compared to traditional fossil fuels. This term may encompass a range of fuels such as hydrogen, ammonia or e-methane
<b>Lower carbon energy</b>	Energy sources that have lower net greenhouse gas emissions in their production, processing and use (including through reduction and / or equivalent emissions reduction units) compared to traditional fossil fuels. This includes lower carbon domestic gas, LNG and hydrocarbon liquids, and may also include low carbon fuels as they are developed by Santos
<b>Net Zero</b>	In relation to greenhouse gas emissions, is achieved when anthropogenic emissions of greenhouse gases are balanced by anthropogenic removal of greenhouse gases through means such as operational activities or efficiencies, technology (e.g. CCS), offset through the use of carbon credit units, or other means

<b>Net-zero Scope 1 and 2 emissions / Net-zero emissions</b>	Santos' equity share of net-zero Scope 1 and 2 greenhouse gas emissions
<b>Oil</b>	A mixture of liquid hydrocarbons of different molecular weights
<b>Reserves</b>	Those quantities of petroleum anticipated to be commercially recoverable by application of development projects to known accumulations from a given date forward under defined conditions. Reserves must satisfy four criteria: they must be discovered, recoverable, commercial, and remaining (as of a given date) based on the development project(s) applied.
<b>Target</b>	An outcome sought that Santos has identified a pathway, or pathways, toward delivery, subject to conditions and assumptions
<b>CO<sub>2</sub></b>	Carbon dioxide
<b>CO<sub>2</sub>e</b>	Carbon dioxide equivalent, being a measure of greenhouse gases (e.g. carbon dioxide, methane, nitrous oxide) with the equivalent global warming potential as carbon dioxide when measured over a specific time
<b>FEED</b>	Front-end engineering and design
<b>FID</b>	Final investment decision
<b>IEA</b>	International Energy Agency
<b>LNG</b>	Liquefied natural gas, being natural gas that has been liquified by refrigeration or pressure to store or transport it
<b>boe</b>	barrels of oil equivalent
<b>mmbbl</b>	million barrels
<b>mmboe</b>	million barrels of oil equivalent
<b>mmBtu</b>	million British thermal units
<b>MtCO<sub>2</sub>e</b>	million tonnes of carbon dioxide equivalent
<b>Mtpa</b>	million tonnes per annum
<b>Synthetic gas</b>	A drop-in replacement for natural gas that is produced using methanation or other processes to combine hydrogen and carbon dioxide to make methane which can be used in existing supply chains. Synthetic gas production by Santos is in the early planning phase, with aspects such as production technologies and emissions footprints being evaluated as part of the planning process. Based on current knowledge, synthetic gas has the potential to be a low-carbon fuel, depending on the net emissions associated with its production, transport and combustion or use