DIATREME Resources | AUSTRALIAN SANDS. UNIVERSAL DEMAND.

For personal use only

Neil McIntyre, CEO, Diatreme Resources

Noosa Mining Investor Conference

14 November 2024

HIGH PURITY SILICA SAND CRITICAL MINERAL IN GLOBAL DEMAND

Important Information

For personal use only

This presentation contains certain forward-looking statements and forecasts which include without limitation, expectations regarding future performance, exploration, mineral resources, the financial position of Diatreme Resources Limited (the "Company"), industry growth or other trend projections. Whilst this presentation is based on information from sources which are considered reliable, the Company, its directors, employees and consultants do not represent, warrant or guarantee, expressly or impliedly, that the information in this presentation is complete or accurate.

To the maximum extent permitted by law, the Company disclaims any responsibility to inform any recipient of this presentation of any matter that subsequently comes to its notice, which may affect any of the information contained in this document and presentation. Nothing in this presentation should be construed as either an offer to sell or a solicitation of an offer to buy or sell securities.

CAUTIONARY STATEMENT

Whilst the Company has concluded that it has a reasonable basis for providing the forward looking statements included in this presentation, the Company advises that given the current price of silica and the company's current market capitalisation (compared to the capital expenditure required in connection with the Galalar Silica Sand Project and/or the Northern Silica Project), the production targets and forecast financial information contained in this presentation do not provide an absolute assurance of economic development at this stage.

The stated production targets and forecast financial information contained in this presentation are based on detailed Scoping and/or Feasibility studies and the Company's current expectations of future results or events, including sourcing of project development finance within the targeted timeline and/or attracting suitable project major financial partners and should not be relied upon by investors when making investment decisions.

The Resource Estimates and Production Targets previously reported by the Company continue to apply and have not materially changed. The Company confirms that it is not aware of any new information or data that materially affects the information included in these announcements and that all material assumptions and technical parameters underpinning the estimates continue to apply and have not materially changed.

ASX ANNOUNCEMENTS

This presentation should also be read in conjunction with the DRX Annual Report for 2023 and the September 2024 Quarterly Activities report, together with any announcements made by the Company in accordance with its continuous disclosure obligations under the Corporations Act including but not limited to the following ASX releases:

- 31 October 2024 – Bulk sample drilling completed for Cyclone Zircon Project
- 25 September 2024 – Drilling program to unlock value from Cyclone Zircon Project
- 23 September 2024 – Final Terms of Reference released for NSP EIS
- 18 September 2024 – Diatreme completes takeover of Metallica
- 31 May 2024 – Debt facility rollover
- 31 May 2024 – Draft Terms of Reference for EIS released
- 29 May 2024 – Cultural heritage management agreement signed with Walmbaar
- 10 May 2024 – Negotiation protocol signed with Walmbaar Aboriginal Corp
- 17 April 2024 – Mineral Resource upgrade for Northern Silica Project
- 21 March 2024 – Diatreme advances EIS and port planning for NSP
- 15 January 2024 – Diatreme NSP declared a Coordinated Project
- 6 December 2023 – New Maiden 91.7Mt Silica Resource Western Resource Area
- 17 October 2023 – Sibelco completes early $24M 2nd tranche investment in JV
- 14 June 2023 – Positive Scoping Study for Northern Silica Project
- 18 August 2022 – MOU signed with Ports North on Northern Silica Project
- 5 July 2022 – Mining Lease Applications lodged for Northern Silica Project
- 27 June 2022 – Transformational strategic partnership and placement
- 9 November 2021 – Galalar Maiden Ore Reserve, PFS delivers substantial boost to new Silica Sand Mine
- 20 September 2021 – Galalar Silica Resource Expands by 22% to 75.5 Mt

Developer of World Class Silica Sands Projects

For personal use only

Australia's pre-eminent listed near-term producer of high purity, "low iron" silica sands for use in growing global solar PV and specialty glass markets

99.1%

One of the world's purest silica sands portfolios of scale

Total Mineral Resource
463Mt @99.1% SiO_2

Potential delivery of three world-class, low iron high purity silica projects

Northern Silica, Galalar Project & Cape Flattery Silica

Global high purity silica consumption growing fast

Solar PV panels whose primary component is glass sheeting showing sustained demand growth

Robust economics, advancing fast

First production target 2026/7
Further regional consolidation now complete (MLM)

Corporate Snapshot

For personal use only

Share Price

A$0.024

12 November 2024
52 week high $0.031,
low $0.015

Market Cap.

A$120m

12 November 2024

Shares on Issue

5,008m

12 November 2024

Cash

A$26.0m

30 September 2024
(includes corporate and
silica joint venture cash)

Debt Facility*

A$1.0m

*Unsecured
Repayment 30 May 2025

Options

70m

10.0m – Exp 27/5/26 @ $0.025
10.0m – Exp 27/5/26 @ $0.030
10.0m – Exp 27/5/26 @ $0.035
3.3m – Exp 26/5/27 @ $0.025
3.3m – Exp 26/5/27 @ $0.030
3.4m – Exp 26/5/27 @ $0.035
6.6m – Exp 25/7/27 @ $0.035
6.7m – Exp 25/7/27 @ $0.040
6.7m – Exp 25/7/27 @ $0.045
3.3m – Exp 8/8/28 @ $0.035
3.3m – Exp 8/8/28 @ $0.040
3.4m – Exp 8/8/28 @ $0.045

Shareholder interests

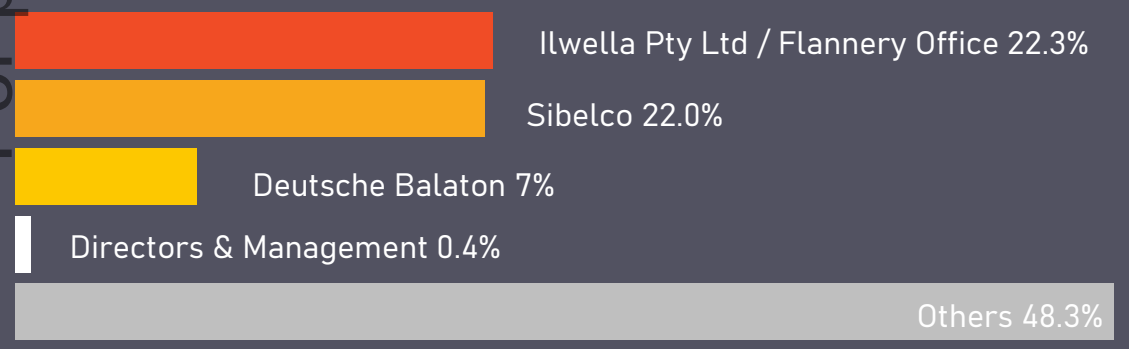

Share price performance (1 year)

High purity, low iron silica sands projects

Developing in partnership with global material solutions leader Sibelco

- Long life, sustainable operations with excellent logistics and ESG credentials
- Diatreme exploration acreage (500 sq km) adjoins the world's largest high purity silica sand mine at Cape Flattery (CFSM-Mitsubishi)
- Multi-phase high purity sand dunes located 20-50km north-east of Hope Vale, FNQ, extending inland for 10-15km
- Cape Flattery Silica Project acquired following successful Metallica Minerals takeover

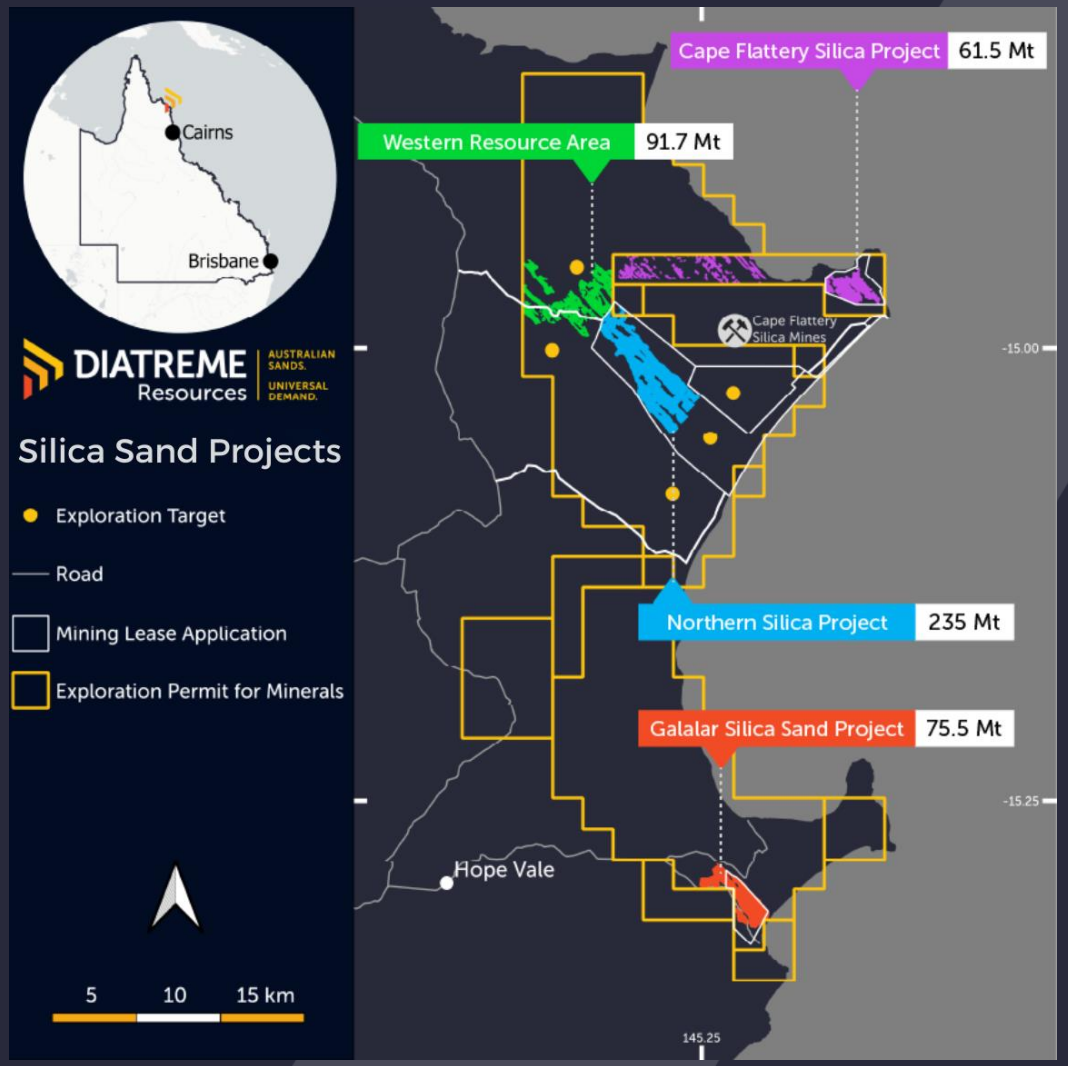

For personal use only

Sibelco is Our Development Partner

For personal use only

Diatreme's high purity silica sand has attracted interest from glass majors around the world

June 2022

Transformational Strategic Partnership & Placement with **Sibelco**.

- Sibelco paid $35m for 26.8% of Diatreme's silica projects
- 2nd tranche investment paid in October 2023; priced at historic 'look through' value of $160m for silica sand projects
- DRX has strong cash position = long runway

DIATREME Resources | SIBELCO

Sibelco

One of the world's leading providers of industrial minerals

For personal use only

World class silica processing and technical knowledge, marketing and development expertise

- Leading supplier of silica to the Asian market for specialty glass
- Global leader in supply of cristobalite (refined silica) used in engineered stone, polymers and coatings
- Leaders in high purity quartz used in production of photovoltaics and microprocessors
- World leader in glass recycling

Sibelco has production facilities around the world with exposure to every major market.

High Purity Silica is Vital

For Manufacture of Solar Panels

For personal use only

70% of a solar panel is comprised of glass made from high purity, low iron silica

- Solar panel manufacturers' feed stock requires >99% purity silica with less than 120ppm iron oxide levels
- High-grade low iron silica sand is also essential in the production of smartphones and other specialty glasses
- Supply diminishing as much of the sand used in Asia comes from areas where environmental concerns are increasingly restricting extraction

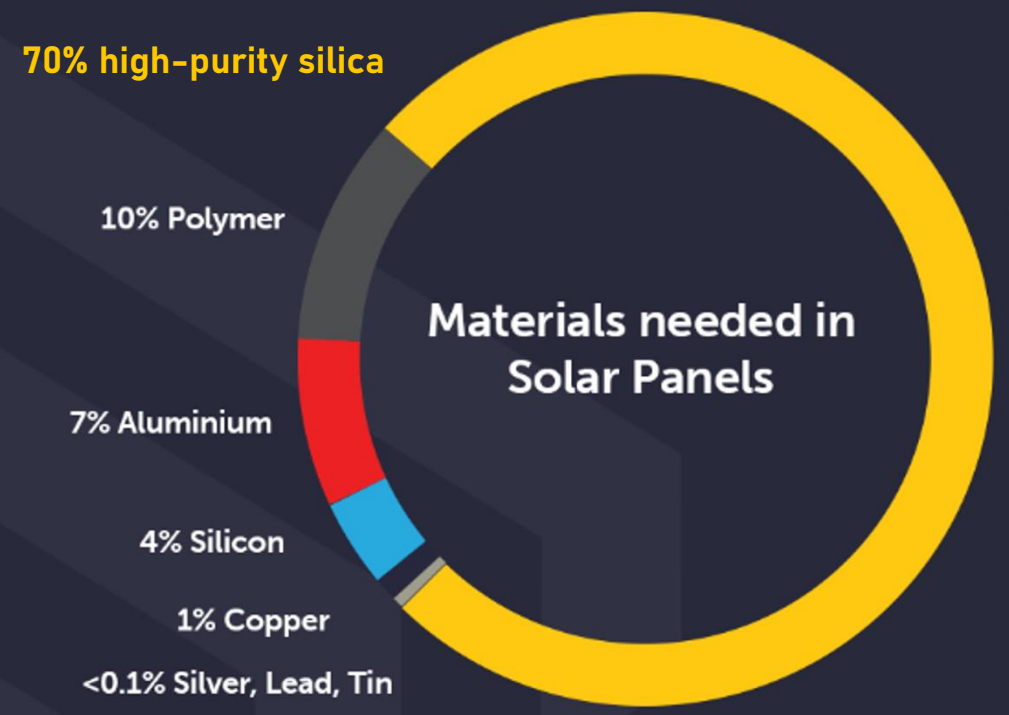

Source: World Bank 2020: "Minerals for Climate Action: The Mineral Intensity of the Clean Energy Transition."

Silica Surge

US$32B global market by 2028

For personal use only

IMARC predicts global silica sand market will grow from US$22.9B in 2022 to US$32.1B in 2028, with CAGR of 5.6%

- *"More money is now going into solar PV than all other electricity generation technologies combined. In 2024, investment in solar PV is set to grow to $500 billion as falling module prices spur new investments"*
  Source: International Energy Agency (IEA), June 2024
- IEA projects reaching net zero by 2050 will require annual additions of 630 GW of solar PV and 390 GW of wind by 2030 – four times the record levels set in 2020 – ***"equivalent to installing the world's current largest solar park roughly every day"***

APAC silica sand sales volume (Mtpa)

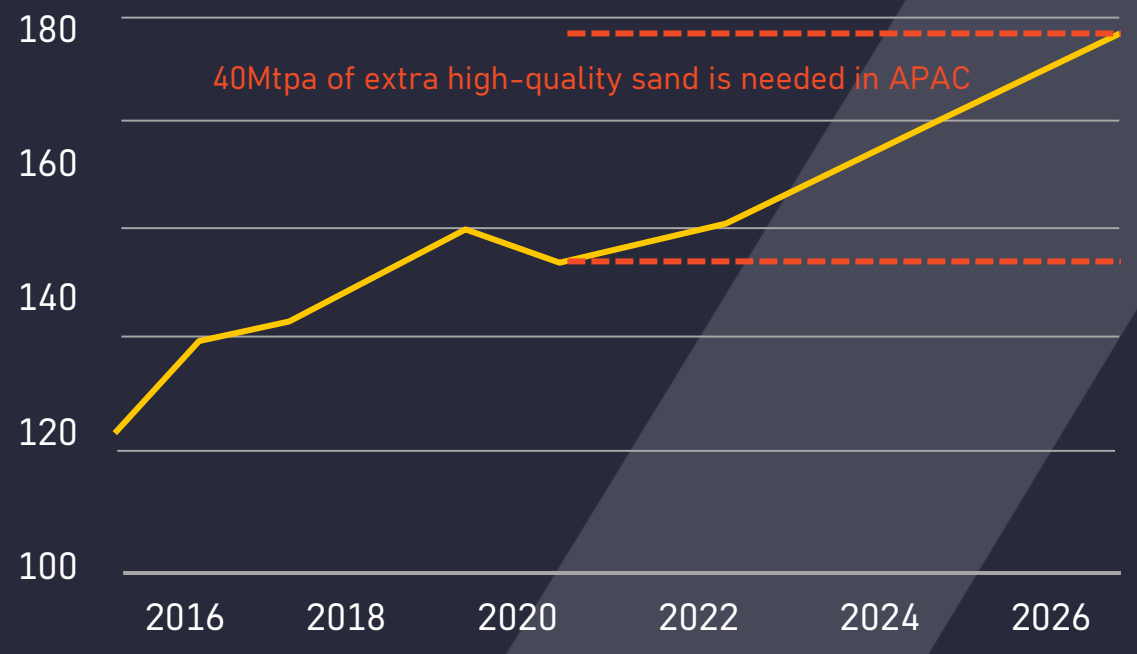

Source: IMARC Group, Report Title: "Asia Pacific Silica Sand Market: Industry Trends, Share, Size, Growth, Opportunity and Forecast 2021-2026," February 2021

Chinese Supply Needs

Demand Exceeds Production Forecasts

For personal use only

China is facing a bottleneck for the supply of low iron, PV grade silica sand due to strong global demand

- Chinese PV glass production capacity has doubled in past two years
- Steady increase in PV glass production and demand for PV grade silica sand anticipated
- Chinese demand for PV grade silica sand in 2023 was materially larger than Diatreme's estimate
- Annual low iron silica sand consumption seen rising from 23.43Mt in 2023 to 28Mt in 2024 and 31.68Mt in 2025

Source: China Photovoltaic Industry Association Reports & Research

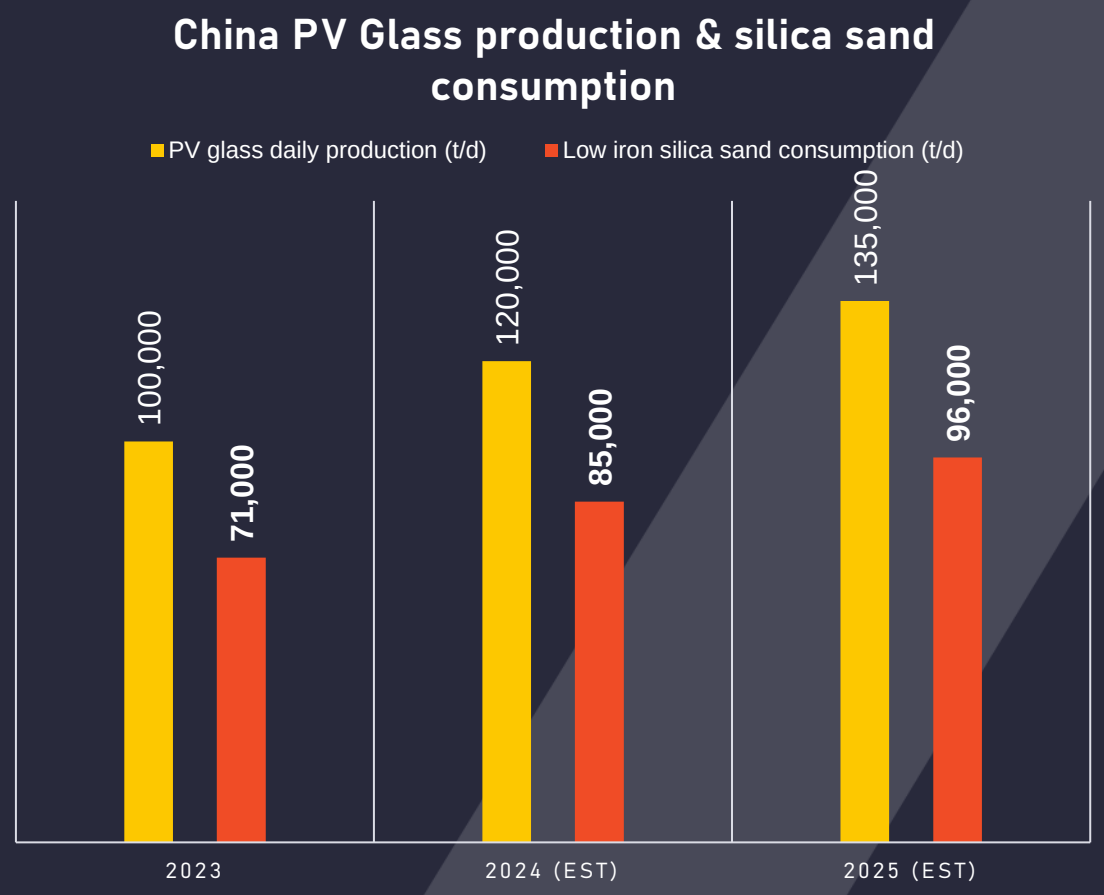

Northern Silica Project

Positive **Scoping Study** strengthens development Plans. **Feasibility Study Underway**

For personal use only

TARGET

Production of 121Mt of high purity silica sand over 25 years

Target production

3Mtpa rising to 5Mtpa

CAPEX (Stage 1)

A$356m

Capital development costs include a 15% contingency (A$46.4m)

Annual average sales revenue

A$391m

Silica price A$81/t for a low iron, silica sand product suitable for solar PV (FOB – Cape Flattery Port)

Annual operating costs (Av LOM)

A$92m

Shipping/marketing A$24.00/t
Production A$27.40/t

NPV (pre-tax)

A$1.41 billion

IRR (pre-tax)

33%

Average annual operating margin

A$299.4m

Gross revenue (LOM)

A$9.8 billion

NOTE: Refer to ASX announcement 14 June 2023 – "Positive Scoping Study for Northern Silica Project strengthens development plans". Diatreme confirms it is not aware of any new information or data that materially affects the information included in these announcements and that all material assumptions and technical parameters underpinning the estimates continue to apply and have not materially changed.

Ports North/CFSM/Diatreme

Unlocking Approvals & Infrastructure

For personal use only

- Tripartite Entry Deed signed with Far North Queensland Ports Corporation (Ports North), the relevant port authority for Cape Flattery Port & port incumbent operator Cape Flattery Silica Mines (CFSM, Mitsubishi owned)
- Allows Diatreme and contractors to access port area and wharf facility to undertake environmental monitoring, surveys and investigations to support NSP's environmental approvals process
- Ports North & Diatreme partial user agreement negotiation underway for use of wharf facility
- All proposed marine development permittable and within designated Port area

For personal use only

METALLICA TAKEOVER

Logical consolidation of strategic silica projects in the Cape Flattery region to drive value for ALL shareholders and stakeholders

DIATREME Resources

MLM Takeover Complete

Asset Review Underway

For personal use only

DIATREME Resources + METALLICA MINERALS LTD

Takeover completed **18 September 2024** with DRX gaining 100% relevant interest in MLM

Strong strategic rationale based on regional consolidation, increased shareholder value and stakeholder benefits

Ex-MLM shareholders now part of a larger, well-funded company with exposure to growth opportunities

Integration, scalability and expected development optionality; DRX now focused on unlocking synergies and savings

Takeover supported by Sibelco – world class joint venture partner of Diatreme and significant shareholder

For personal use only

POTENTIAL TO CREATE FNQ CRITICAL MINERALS HUB

DIATREME Resources

Queensland Critical Minerals Strategy

Overseeing $245M investment in critical minerals, driving energy transition

For personal use only

- Cape Flattery area identified by the Queensland Government as a potential silica critical minerals hub
- Northern Silica Project plan to utilise existing export infrastructure and minimise environmental impacts
- Diatreme participating in discussions regarding development of Cape Flattery Critical Minerals Zone
- Potential for the region to make a significant contribution to Australia's decarbonisation efforts
- NSP gazetted a 'Coordinated Project by the Queensland Government in January 2024[1], highlighting its strategic value

Mining Technology – 27 June 2023[2]

"The state will also establish an integrated office, named Critical Minerals Queensland, to oversee the critical mineral sector development and help attract international investment"

Mining.com – 08 April 2024[3]

"Queensland resources companies have secured up to $4.6 million from the state government to dig, drill, sample, and survey for new critical mineral deposits across the state"

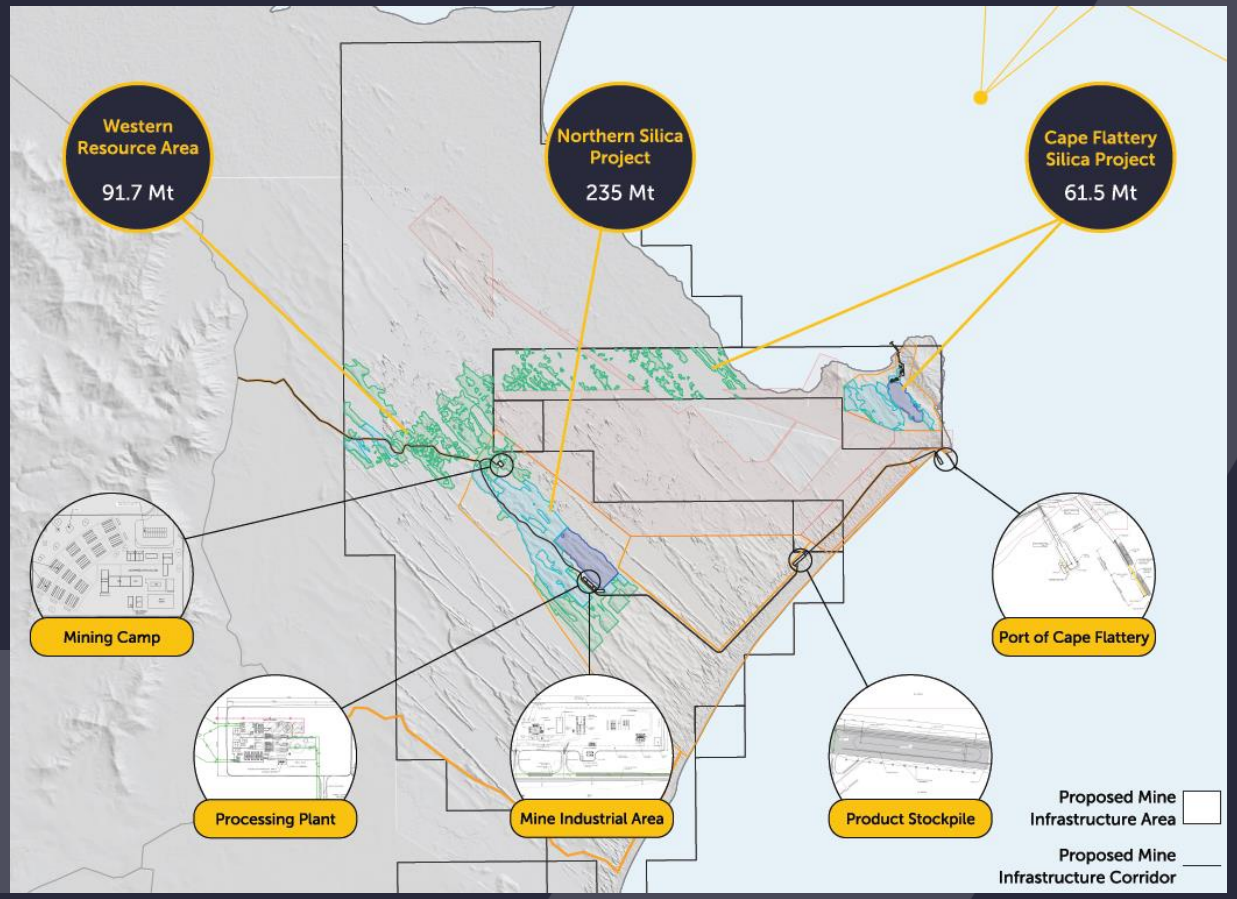

1. Source: Diatreme Resources ASX announcement "Diatreme NSP declared a Coordinated Project" on 15 January 2024.
2. Source: Mining Technology's "Queensland plans $164m investment to strengthen critical minerals sector" article on 27 June 2023.
3. Source: Mining.com "Queensland Government to bolster state's critical minerals capabilities" article on 08 April 2024.

Cape Flattery Silica Project

For personal use only

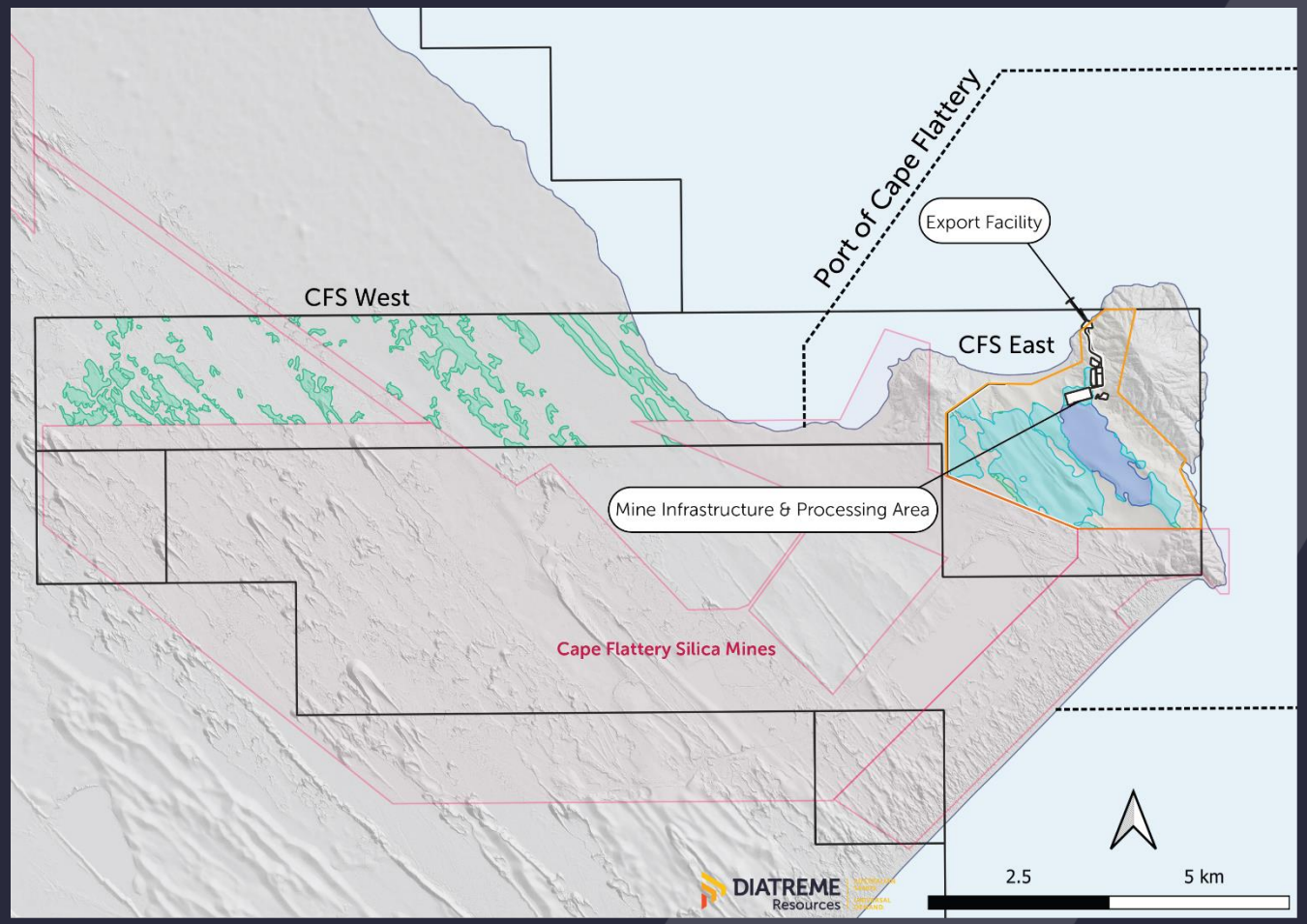

Strategic Project

Proximity to Cape Flattery and NSP

For personal use only

- Draft Terms of Reference for EIS released May 2024
- Located adjacent to Cape Flattery Silica Mine
- 47t Mt high-purity silica sand Ore Reserve
  (refer ASX release 15 November 2023)
- Cape Flattery Silica Project acquired following successful Metallica takeover by DRX
- Definitive Feasibility Study November 2023 showed potential for low CAPEX, low OPEX project with 15-year mine life, producing approx. 3Mtpa
  (refer ASX release 15 November 2023)
- DRX currently assessing synergies with existing silica sand projects, including streamlined assessment process and stakeholder engagement and infrastructure access

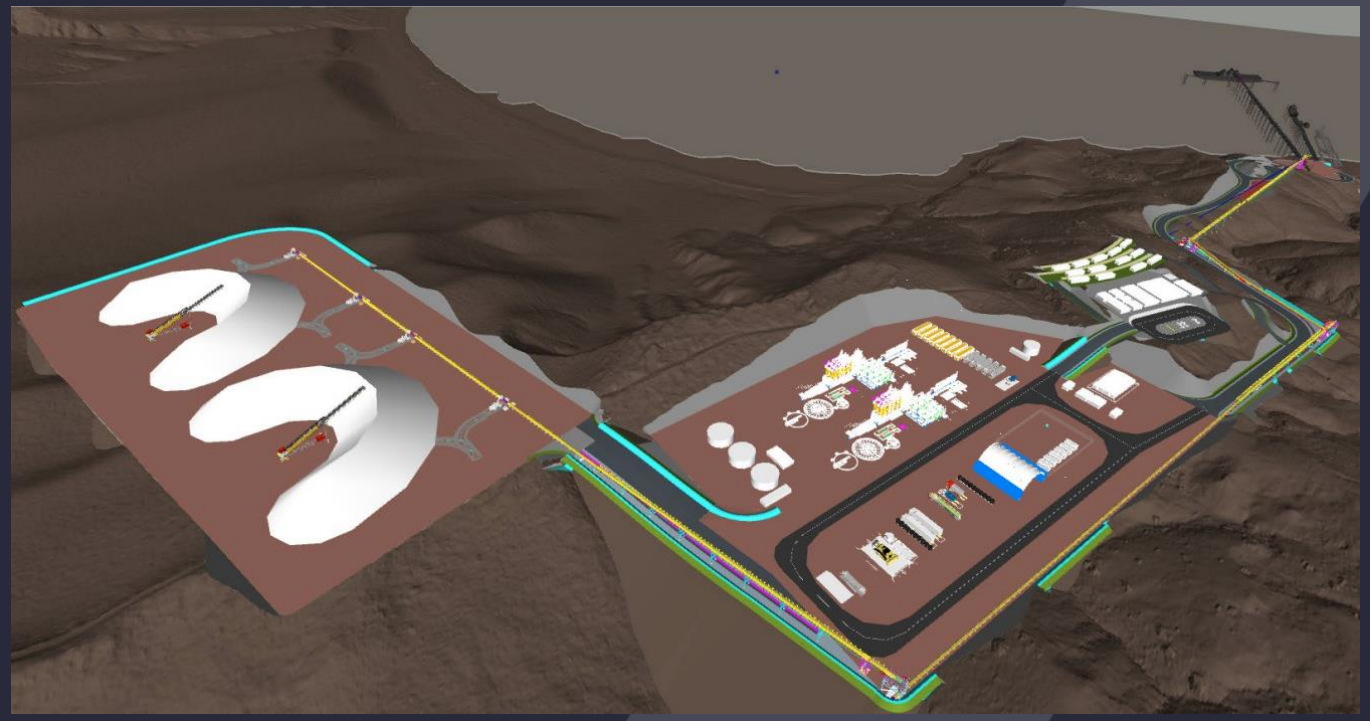

Proposed mine and marine infrastructure (source: MLM, ASX release 15 November 2023)

NORTHERN SILICA & GALALAR PROJECTS

DIATREME Resources

For personal use only

Northern Silica Project

Project Description

For personal use only

PHASE 1 (YEARS 1 -2)

Production of 3Mtpa

Transhipping via barge to ocean-going vessel (OGV) within Port of Cape Flattery using existing berthing "pocket".

- New maritime infrastructure (barge ramp, wharf extension) included in proposal; may not be required if existing port facilities can be shared
- Mining footprint - focused on minimising environmental impact where possible; buffers to lakes and progressive rehabilitation of vegetation habitats post-mining
- Mining occurs above natural groundwater table

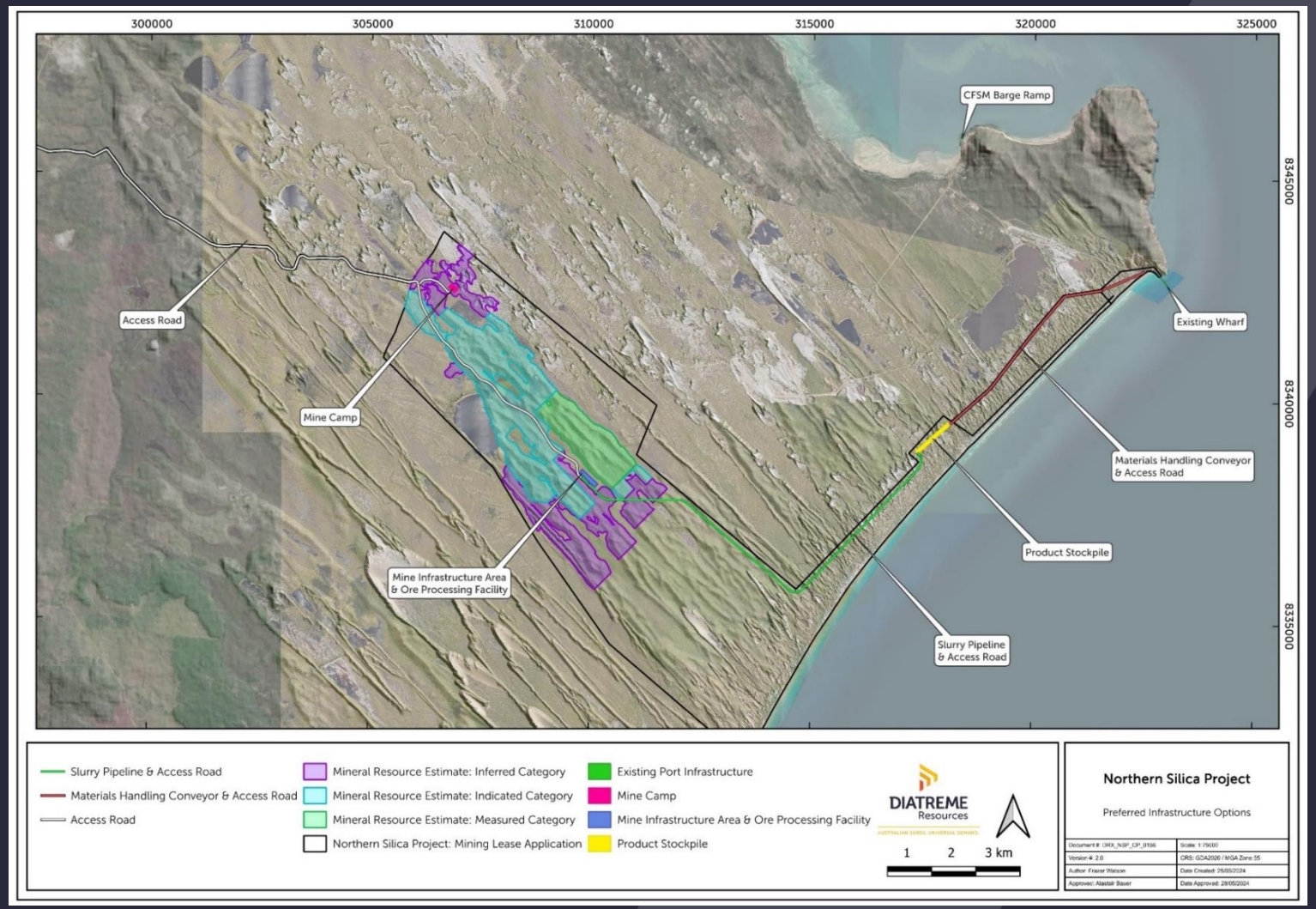

Northern Silica Project

Project adjacent to Cape Flattery Silica Mine

For personal use only

PHASE 2 (YEARS 3 -25)

Production of 5Mtpa

loaded from jetty to ocean-going vessel (OGV)

- Technical committee formed to assess port engineering options, including funding, ownership of construction, future maintenance and operation
- Partial user agreement negotiations with Ports North well underway
- **Optimised export marine infrastructure** option being actively pursued for full use of wharf and product loading infrastructure

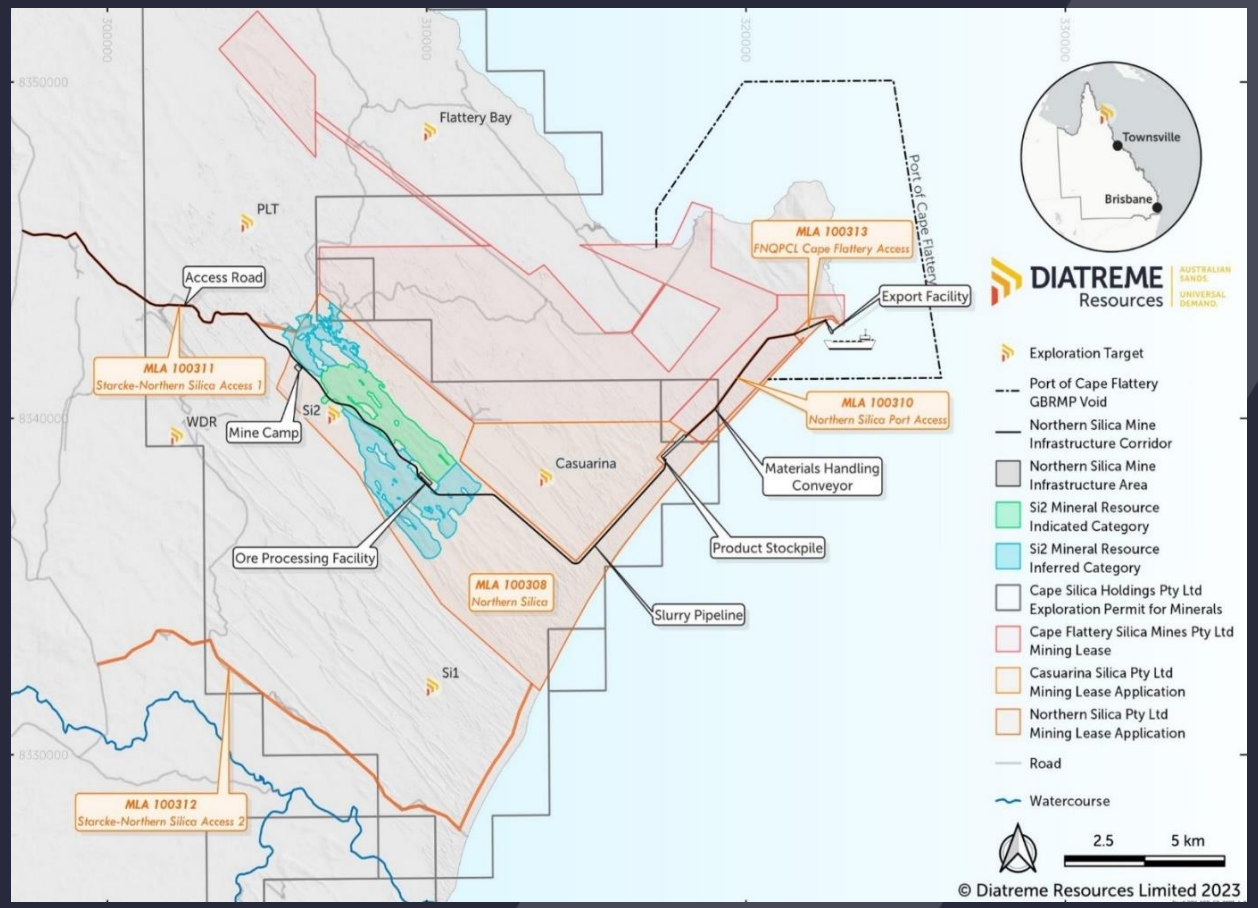

Northern Silica Project

One of the world's purest silica sand projects

For personal use only

NSP's high purity, low iron product can be used as a direct feed by manufacturers.

Offtake Advancing

MOU with FLAT Glass, one of the world's largest manufacturers of photovoltaic (PV) grade glass used in solar panel manufacturing.

FLAT Glass Group headquarters in Jiaxing City, Zhejiang

Galalar Project

Strategic 75Mt Silica Resource

Project anticipated to feed future Northern Silica Project production

For personal use only



View south - Nob Point towards Cooktown

High purity silica sand in global demand

DIATREME Resources

Maintaining the Rights of Traditional Owners

For personal use only

Walmbaar Aboriginal Corporation and Hope Vale Congress Aboriginal Corporation represent interests of affected native title holders so they have access to Country, build their capacity for business development, and achieve clan and community aspirations.

- Hope Vale Congress also has role as trustee of Aboriginal Freehold land
- Detailed pre-clearing inspections for any exploration with Diatreme
- Cultural Heritage Management Agreement ensures protection of cultural heritage
- Community Liaison Program led by senior members of the Hope Vale community
- Walmbaar Aboriginal Corporation has established a traditional owner negotiation committee, the **TONC**, to negotiate with Diatreme and Hopevale Congress

Community Engagement

For personal use only

Current Focus Areas

- Community information sessions – Cooktown and Hope Vale
- Supporting and facilitating engagement with community members regarding EIS process
- Co-designing of workforce preparedness program through direct consultation with affected native title holders
- Participation in various community sponsorships and events in Hope Vale
- Continuing to support Hope Vale school

Overall Program 2024-2026

For personal use only

2H – 2024

Final EIS ToR issued
Complete baseline and impact assessments

1H - 2025

Lodgement of EIS for adequacy review
Draft EIS notification period – second stakeholder engagement

2H - 2025

Respond to submissions
Submit final EIS - obtain EIS decision from OCG

1H - 2026

EPBC Act approval, Mining Leases
and all other approvals to commence construction

Note: Timing expectations are based on current best estimates and may be subject to change

For personal use only

CYCLONE

ZIRCON PROJECT

DIATREME Resources

Cyclone Zircon Project

Air-core drilling program to unlock value

For personal use only

- 5,500m air-core drilling program to update metallurgical testwork & confirm previous drilling results
- 10 tonnes of heavy mineral sands to be extracted from Cyclone Deposit
- Primary approvals in place - project well placed for development, amid constrained supply and rising demand for critical minerals of high-grade zircon and titanium
- **JORC RESOURCE**
  203Mt @ 2.3% HM (1% HM cut-off grade)
  4.7Mt HM containing 1,262Kt zircon

DIATREME Resources | AUSTRALIAN SANDS. UNIVERSAL DEMAND.

For personal use only

CONTACT DETAILS

Office: Unit 8, 61 Holdsworth Street
Coorparoo, QLD, 4151

P: 07 3397 2222
E: manager@diatreme.com.au
W: diatreme.com.au

DIATREME Resources | AUSTRALIAN SANDS. UNIVERSAL DEMAND.

APPENDICIES

For personal use only

Experienced Board

Our team has extensive experience in the government, mining and resources sector

For personal use only

Wayne Swan
Chairman

Mr Swan enjoyed a lengthy career in Australian federal politics, serving as Treasurer of Australia from 2007 to 2013 and Deputy Prime Minister of Australia from 2010 to 2013.

Since retiring from Parliament in 2019, Mr Swan has served as a Director of Stanwell Corporation and Chairman of CBUS.

Brian Flannery
Non-Exec Director

A globally experienced mining business leader and executive, Mr Flannery has more than 40 years' global experience as a mining engineer. He has an outstanding track record of successful resources development, with expertise in all aspects of project management.

He has recently focused on growing his own family office with interests spanning resources, energy and property development.

Michael Chapman
Non-Exec Director

Mr Chapman is an experienced mining engineer with more than 40 years' experience in the development, engineering, construction and management of open-cut and underground mining projects in Australia and internationally.

He recently served as the Chief Operating Officer of White Energy Company (ASX:WEC), following a similar role at Felix Resources.

Cheng (William) Wang
Non-Exec Director

Mr Wang has a finance major from The Chinese University of Hong Kong. For 15 years he held senior management positions in several major Chinese state-owned companies, including being in charge of an international commodities trading arm with group assets exceeding $1.5 billion. Now domiciled in Australia, he has been active with Australian companies including directorships with China Century Capital Limited, Jupiter Mines Limited and Gulf Alumina Limited.

Kara Keys
Non-Exec Director

An experienced company director, Ms Keys has a strong board and financial background. Her previous roles include as a trustee director at Cbus Super, Powerlink and United Super Asset Management and as a director of the Australian Institute of Superannuation Trustees. She has worked closely with Indigenous communities as the National Indigenous Officer at the Australian Council of Trade Unions.

Mineral Resources Statement

Global Resources: Northern Silica, Galalar Silica, Western Resource Area, Cape Flattery Silica

	Mineral Resource Category	Silica sand (Mt)	Silica sand (Mm^3)	Cut-off SiO_2 (%)	SiO_2 %	Fe_2O_3 %	TiO_2 %	LOI %	Al_2O_3 %	Total %	Density (t/m^3)
Galalar	Measured	43.12	26.95	98.5	99.21	0.09	0.11	0.16	0.13	-	1.60
	Indicated	23.12	14.45	98.5	99.16	0.09	0.13	0.24	0.10	-	1.60
	Inferred	9.22	5.76	98.5	99.10	0.11	0.16	0.27	0.11	-	1.60
	Sub Total	**75.46**	**47.16**	**98.5**	**99.18**	**0.09**	**0.12**	**0.20**	**0.12**	**-**	**1.60**
Si2	Measured	49.5	30.93	-	99.33	0.11	0.13	0.12	0.11	-	1.60
	Indicated	120.5	75.31	-	99.32	0.10	0.14	0.14	0.1	-	1.60
	Inferred	65	40.62	-	99.29	0.11	0.15	0.14	0.11	-	1.60
	Sub Total	**235**	**147.0**	**-**	**99.29**	**0.11**	**0.15**	**0.13**	**0.11**	**-**	**1.60**
WRA	Indicated	10.3	6.44	98.5	99.20	0.15	0.24	0.06	0.02	99.84	1.60
	Inferred	81.4	50.88	98.5	99.38	0.09	0.15	0.06	0.10	99.90	1.60
	Sub Total	**91.7**	**57.31**	**98.5**	**99.36**	**0.10**	**0.16**	**0.06**	**0.09**	**99.89**	**1.60**
CFS East	Measured	16.1	10.1	98.5	99.2	0.08	0.12	0.13	0.22	-	1.60
	Indicated	33.2	20.7	98.5	99.05	0.1	0.18	0.15	0.25	-	1.60
	Inferred	0.2	0.1	98.5	99.00	0.12	0.27	0.13	0.28	-	1.60
	Sub Total	**49.5**	**30.9**	**98.5**	**99.1**	**0.09**	**0.16**	**0.14**	**0.24**	**-**	**1.60**
CFS West	Inferred	12	8	98.5	99.15	0.09	0.16	0.24	0.12	-	1.60
Combined	Total	**463.7**			99.26	0.1	0.15	0.14	0.12		

Mineral Resource estimate current as of 13 November 2024

For personal use only

Mineral Resources Statement

Cyclone Zircon Project: Western Australia

For personal use only

Category	HM cut-off %	Material Mt	HM %	HM Mt	Slime %	OS %	Head Grade						Zircon Kt
							Zircon %	Rutile %	Leuco %	HiTi %	Alt Ilm %	Si TiOx	
Measured	2.0	69	3.7	2.58	3.6	3.8	1.06	0.11	0.24	0.88	0.45	0.82	735
Measured	1.5	102	3.1	3.14	3.9	4.4	0.88	0.09	0.20	0.73	0.38	0.67	896
Measured	1.0	156	2.4	3.81	4.2	5.0	0.69	0.07	0.16	0.58	0.30	0.53	1,079
Indicated	2.0	13	3.2	0.41	3.8	4.4	0.66	0.07	0.18	1.06	0.55	0.60	83
Indicated	1.5	24	2.5	0.60	4.1	5.0	0.52	0.05	0.12	0.84	0.41	0.46	123
Indicated	1.0	48	1.9	0.89	4.4	5.1	0.38	0.04	0.09	0.62	0.30	0.34	183
Total	2.0	82	3.6	2.99	3.6	3.9	1.00	0.10	0.23	0.91	0.47	0.79	818
Total	1.5	126	3.0	3.75	3.9	4.5	0.81	0.08	0.18	0.75	0.38	0.63	1,019
Total	**1.0**	**203**	**2.3**	**4.70**	**4.2**	**5.0**	**0.62**	**0.06**	**0.14**	**0.59**	**0.30**	**0.49**	**1,262**
						Mineral Assemblage	**27%**	**3%**	**6%**	**26%**	**13%**	**21%**	

NOTES

- Refer to ASX release 15 June 2016 "Cyclone Study Reaffirms Project Profitability" for more detail.
- Rounding may generate differences in last decimal place.
- A constant SG of 1.7 has been used to derive material tonnes.
- Slime refers to material typically <53um; OS refers to material typically >2mm.
- Mineral Assemblage derived from QEMSCAN® analysis.
- High Titanium Oxides (HiTi) – Ti-oxides containing 70 - 95% TiO_2, Altered Ilmenite (Alt Ilm) – Ti-oxides containing <70% TiO_2, Siliceous Ti-Oxide (Si TiOx) – Ti-oxides containing >10% silica-rich Ti minerals.
- Resources are inclusive of Reserves (refer to ASX announcement 27 April 2017).

Ore Reserves Statement

Global Ore Reserves: Galalar Silica, Cape Flattery Silica

	Mineral Resource Category	Silica sand Mt	Cut-off SiO_2 (%)	Silica sand Mm^3	Sand waste Mt	SiO_2 %	Fe_2O_3 %	TiO_2 %	LOI %	Al_2O_3 %
Galalar	Probable	32.5	98.5	20.3	0.04	99.20	0.08	0.11	0.16	0.13
CFS East	Probable	47	#	29.36	4.0	99.11	0.09	0.14	0.24	0.15
Combined	**Total**	**79.5**			**4.04**	**99.14**	**0.09**	**0.13**	**0.2**	**0.14**

Reserves: Cyclone Zircon Project

Category	HM cut-off %	Material Mt	HM %	HM Mt	Slime %	OS %	Head Grade						Zircon Kt
							Zircon %	Rutile %	Leuco %	HiTi %	Alt Ilm %	Si TiOx %	
Probable	0.4	138	2.6	3.52	4.6	5.3	0.72	0.07	0.17	0.59	0.32	0.57	990
Total	**0.4**	**138**	**2.6**	**3.52**	**4.6**	**5.3**	**0.72**	**0.07**	**0.17**	**0.59**	**0.32**	**0.57**	**990**
						Mineral Assemblage	**28%**	**3%**	**7%**	**23%**	**13%**	**27%**	

** Ore Reserve estimate current as of 13 November 2024*
 # Cut-off parameters include sand colour, Ti/Fe ratio, Fe2O3 content, and amenability to metallurgical testwork

For personal use only

Competent Person's Statement

Statement in accordance with the Australasian code for reporting of exploration results, mineral resources and ore reserves (the JORC code)

For personal use only

EXPLORATION TARGETS & EXPLORATION RESULTS STATEMENTS

The information in this presentation that relates to Exploration Targets & Exploration Results is based on information compiled by Mr Frazer Watson, a Competent Person who is a Member of The Australasian Institute of Mining and Metallurgy, and the Australian Institute of Geoscientists. Mr Watson is a full-time employee of Diatreme Resources Limited. Mr Watson has sufficient experience that is relevant to the style of mineralisation and type of deposit under consideration and to the activity being undertaken to qualify as a Competent Person as defined in the 2012 Edition of the 'Australasian Code for Reporting of Exploration Results, Mineral Resource and Ore Reserves'.

Mr Watson consents to the inclusion in the report of the matters based on his information in the form and context in which it appears.

Where reference is made to previous releases of Exploration Results in this presentation, the Company confirms that it is not aware of any new information or data that materially affects the information included in those announcements and all material assumptions and technical parameters underpinning the exploration results included in this presentation continue to apply and have not materially changed.

MINERAL RESOURCES

The information in relation to the WRA Mineral Resource Estimate was prepared and disclosed in accordance with the JORC Code 2012, and reported in an announcement to the Australian Securities Exchange (ASX) on on 6 December 2023 "New maiden 91.7Mt silica resource at Western Resource Area".

The information in relation to the Galalar Mineral Resource Estimate was prepared and disclosed in accordance with the JORC Code 2012, and reported in an announcement to the Australian Securities Exchange (ASX) on 20 September 2021 "Galalar Silica Resource Expands by 22% to 75.5 Mt".

The information in relation to the Si2 Mineral Resource Estimate was prepared and disclosed in accordance with the JORC Code 2012, and reported in an announcement to the Australian Securities Exchange (ASX) on 13 March 2023 "Major silica resource expansion from 124Mt to 235Mt at Si2 Deposit".

The information in relation to the Cyclone Mineral Resource Estimate was prepared and disclosed in accordance with the JORC Code 2012, and reported in an announcement to the Australian Securities Exchange (ASX) on 27 April 2017 "Quarterly Activities Report".

ORE RESERVES

The information in relation to the Galalar Ore Reserve Estimate was prepared and disclosed in accordance with the JORC Code 2012, and reported in an announcement to the Australian Securities Exchange (ASX) on 9 November 2021 "Galalar Maiden Ore Reserve, PFS delivers substantial boost to new Silica Sand Mine".
The information in relation to the Cyclone Ore Reserve Estimate was prepared and disclosed in accordance with the JORC Code 2012, and reported in an announcement to the Australian Securities Exchange (ASX) on 15 June 2016 "Cyclone Study Reaffirms Project Profitability".