GROUP6 METALS LIMITED

ASX ANNOUNCEMENT

31 October 2024

Quarterly Activities and Cash Flow Report to 30 September 2024

Highlights

OPERATIONS

- Safety and Environmental
  - ✓ Three Lost Time Injuries (LTIs) were recorded during the quarter
- Quarterly Production
  - ✓ The mine has set a new production record of 133kt of ore mined for the quarter
  - ✓ Estimated 274k tonnes of stockpiled ore at an average grade of 0.44% WO_3*
  - ✓ The process plant achieved the best monthly production to date of 6,638 metric tonne units (mtu's**) WO_3 for August, with a new high 530 mtu over a 24 hr period. Whilst this is a positive development, monthly nameplate production of 16,000 mtu's remains difficult to achieve until planned capital expenditure and process plant improvements are made
  - ✓ Saleable tungsten production of 14,462 mtu's at an average grade of 59% WO_3, reflecting the transition of mining to the main Dolphin Tungsten Mine (DTM) high-grade ore body
  - ✓ 17,072 mtu of WO_3 in tungsten concentrate was sold, and cash received from customers was $5.0 million for the quarter
- Cost reduction programme being executed on site with average operating costs reducing by 20% from the June quarter
- A plant performance optimisation plan that focuses on plant throughput and recovery has been developed and has commenced implementation
- High-grade C-Lens (>1.0% WO_3) is now being mined in Dolphin Open Cut Stage 1 Pit, with mining of high-grade blocks underway
- Results from Ore sorting trials show potential to improve lower grade ore recovery from mine and increase feed grade to process plant

* Based on in pit grade estimation
** A metric ton unit (**mtu**) is 10 Kg WO_3

For personal use only

Level 7, 157 Ann Street, Brisbane, Qld,4000.
info@g6m.com.au

For personal use only

CORPORATE

- During the quarter, the Company mandated two brokers to conduct an equity raise, however initial feedback from potential investors was that market conditions together with the capital structure of the Company made the offer unattractive

- In September, a strategic review was initiated to determine the optimum capital structure for the Company and evaluate potential partnerships with strategic investors. Moelis Australia (MA) was appointed to conduct the review. While receiving positive interest in the project, feedback reinforced the need for a significant capital restructure to allow for a strategic investment

- Subsequent to the end of the quarter, the Company's senior lenders have entered negotiations regarding a recapitalisation of the Company including a restructure of existing debt. These negotiations are continuing, with agreement anticipated in the next 14 days.

- The Company held $0.6 million in cash and $7.6 million in undrawn debt facilities as of 30 September 2024

Group 6 Metals Limited (**ASX: G6M**, "**Group 6 Metals**" or the "**Company**") is pleased to report on its activities and cash flow for the quarter ending 30 September 2024.

The Dolphin Mine recorded three Lost Time Injuries (LTIs) during the September quarter. In response, management has renewed its commitment to site safety, prioritising proactive measures to prevent further incidents. A targeted review of safety practices is underway, with Job Safety Analyses (JSAs) conducted in areas where these injuries have occurred. This reinvigorated focus reflects our dedication to a safe working environment and to ensure the well-being of all personnel on-site.

Albeit below forecast targets, new production highs were set in August, with 530 mtu's WO_3 produced in a 24-hour period and a total of 6,638 mtu produced for the month of August. This achievement was largely due to an increase in feed grade of 0.81% WO_3.

Feed grades increased significantly during the quarter from 0.59% to 0.88% WO_3, as the high-grade C lens was the main source of ore supply. The newly developed grade control structural models predicted mine feed grades. Reconciled mill feed grades in August & September were within 5% of predicted grades.

At the end of September, approximately 274k tonnes of stockpiled material at an average grade of 0.44% WO3 were present. Approximately 58k tonnes of this material is considered high-grade (0.92% WO3) based on in pit grade estimation. This building of material has positioned the mine to deliver increases in production in the coming quarters, subject to achieving the process plant performance improvements expected by the implementation of the Plant Performance Optimisation Plan. Additionally, this material will be used to conduct further metallurgical testing on the different ore types and at varying grades to enable further optimisation of the flow sheet.

September's quarterly operating costs have been reduced by 20% from the June quarter, which represents a 19% reduction in unit costs ($/mtu produced). These cost reductions were the result of a reduction in mined volumes, rationalisation of equipment, transition to night shift mining operations

leading to greater efficiencies and an overall reduction in discretionary expenditure. Further work is being done to optimise costs.

The plant achieved quarterly production of 14,462 mtu, which is in line with the previous quarter. The average plant recovery for the quarter was 42%, down from 46.2% for the previous quarter despite an increase in average feed grade. The impact to plant recovery was largely attributable to lower plant throughput and utilisation.

A metallurgical improvement program has been well defined, scoped and prioritised as part of the Plant Performance Optimisation Plan. The plan is initially focused on increasing throughput and utilisation while reducing unplanned downtime. The plan is to be delivered over a number of phases and requires additional capital to deliver. Several initiatives are already in place with some early positive results being achieved.

Group 6 Metals Managing Director & Chief Executive Officer Keith McKnight said:

"As we reflect on the Dolphin Mine's performance for the September quarter, I am encouraged by the progress we have achieved in key areas of production, cost management, and process plant optimisation activities. In August, we achieved the best to date monthly production numbers, bolstered by improved feed grades and the successful implementation of grade control models, giving us higher confidence in the mine forecast. Additionally, cost reductions have led to a decrease in unit costs, underscoring our commitment to operational efficiency. While this is moving in a positive direction, there is still work to be done to achieved reliable sustainable production.

The plant's metallurgical performance in September was below expectations, affecting overall quarterly production. This was primarily due to unplanned stoppages, which disproportionately impact plant recovery. The site team is actively engaged in rectification work to enhance plant stability and reliability.

However, safety remains our top priority, and we take the three LTIs recorded during the quarter very seriously. This is a clear call to action, and we have renewed our focus on site safety through additional job safety analyses in targeted areas to prevent future incidents. Our dedication to maintaining a safe site is unwavering, and we look forward to improving our performance in this regard."

For personal use only

Dolphin Tungsten Mine Activities Update

During the September 2024 quarter, G6M focused on operational improvement and has continued to mine the high-grade ore in the C-Lens at the Dolphin Open Cut Pit on King Island, Tasmania.

Figure 1 - Dolphin Tungsten Mine – Stage 1 Open Pit, Mining High-Grade Ore (0.91% WO3) September 2024

Safety & Environment

There were three (3) Lost-Time Incidents (LTIs), all of which were minor and related to manual handling activities. These were predominantly related to the spillage occurring in the processing plant. As the mine progressively works through the rectification measures, conditions will improve, resulting in fewer manual handling requirements. The TRIFR increased by 8% over the previous quarter.

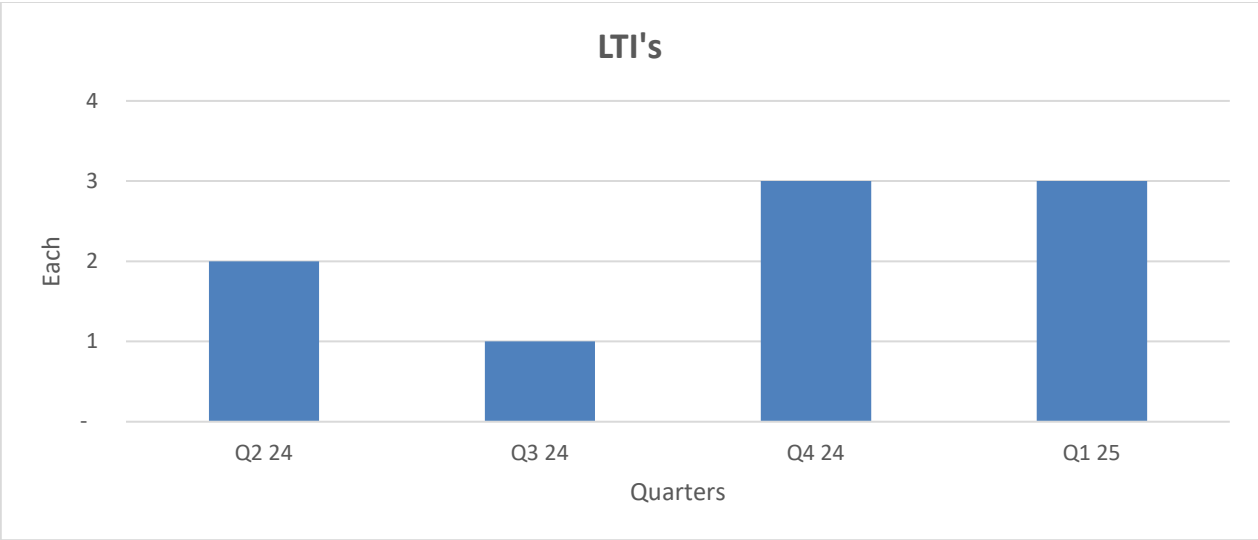

Figure 2 - Dolphin Quarterly LTI's

For personal use only

For personal use only

Mining

Figure 3 - Mined waste volumes at Dolphin Tungsten Mine Quarterly

Waste volumes fell 6% compared to the previous quarter, down to 251k BCM, which is in line with the mine plan. As the Stage 1 pit shell becomes more developed, further reductions in waste movement will result in a rationalisation of the mining fleet. The decrease in mining volumes has allowed the mine to demobilise an additional two 777 trucks from the fleet, and a 150t excavator will be demobilised in the coming months. A night shift trial commenced in September, which has proven successful, resulting in further efficiency gains.

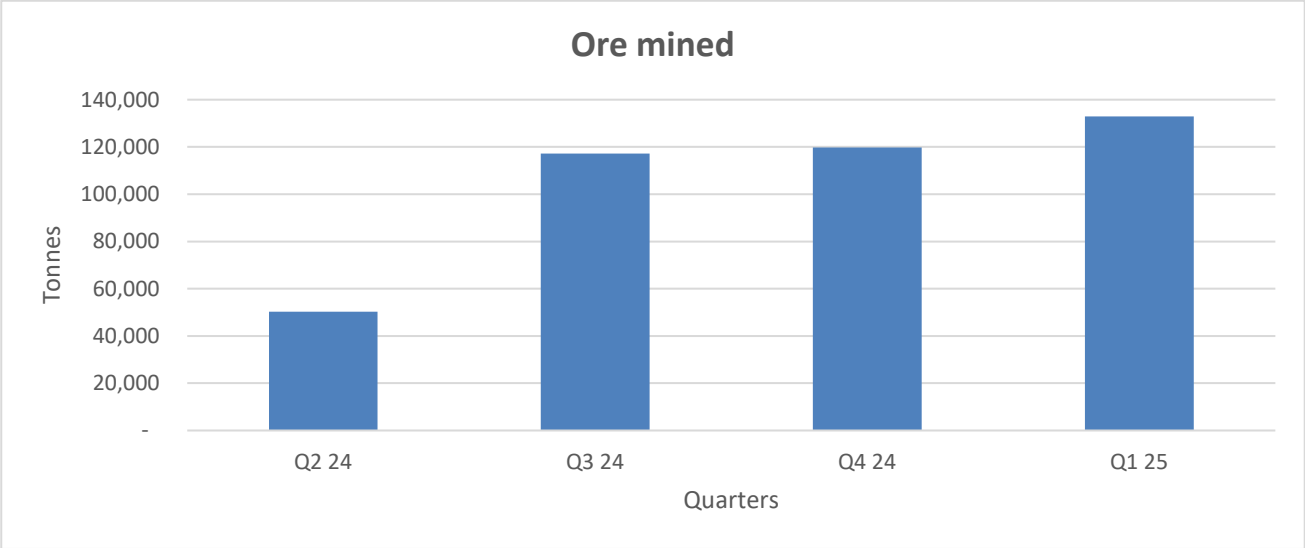

Figure 4 - Mined ore volumes at Dolphin Tungsten Mine Quarterly

During the September quarter, a record quarterly ore production milestone of 133kt was achieved as the C lens material was the predominant ore source.

For personal use only

Figure 5 - Dolphin ore body mining down through the high-grade section of the ore body

Figure 6 - High-grade ore exposed in Dolphin Main Pit

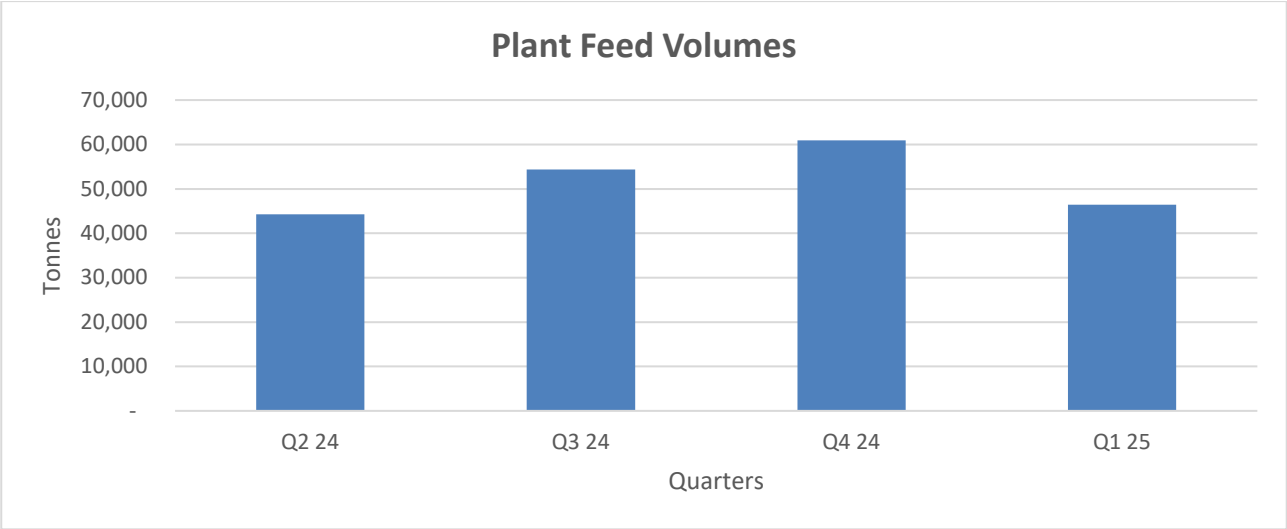

Figure 7 – Plant feed volumes at Dolphin Tungsten Mine Quarterly

Despite the record monthly production in August, the plant achieved a feed of 46kt for the September quarter, down 24% from the previous quarter. The reduction in throughput was largely due a 42% increase in downtime from the previous quarter, specifically due to the ball mills and challenges with labour availability.

As part of the plant performance optimisation plan, a particular focus will be on plant availability, ensuring increased redundancy for areas of the plant that affect plant run time. The Company has also conducted a review of the labour requirement for the process plant and undertaken recruitment to increase headcount, experience and supervision.

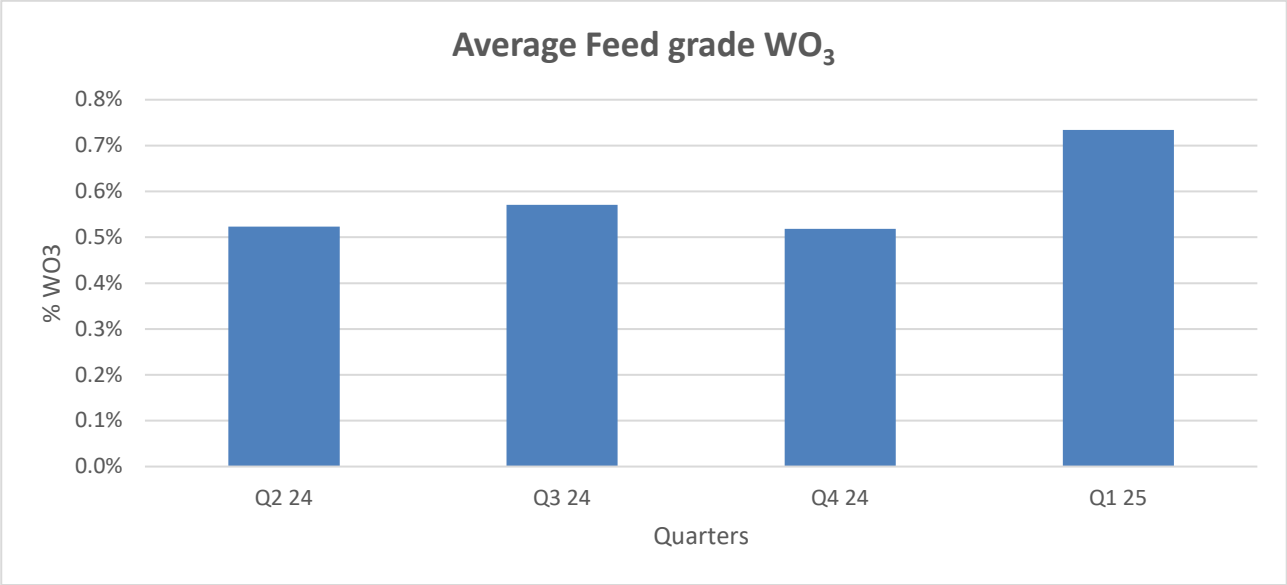

Figure 8 – Average Plant Feed Grade at Dolphin Tungsten Mine Quarterly

Feed grades increased significantly during August and September as the high-grade C lens was the main source of ore supply. Average feed grade for the quarter increased from 0.52% WO_3 to 0.73% WO_3.

The newly developed grade control structural models were used to predict mine feed grades. Reconciled mill feed grades in August and September were within 5% of predicted grades.

For personal use only

For personal use only

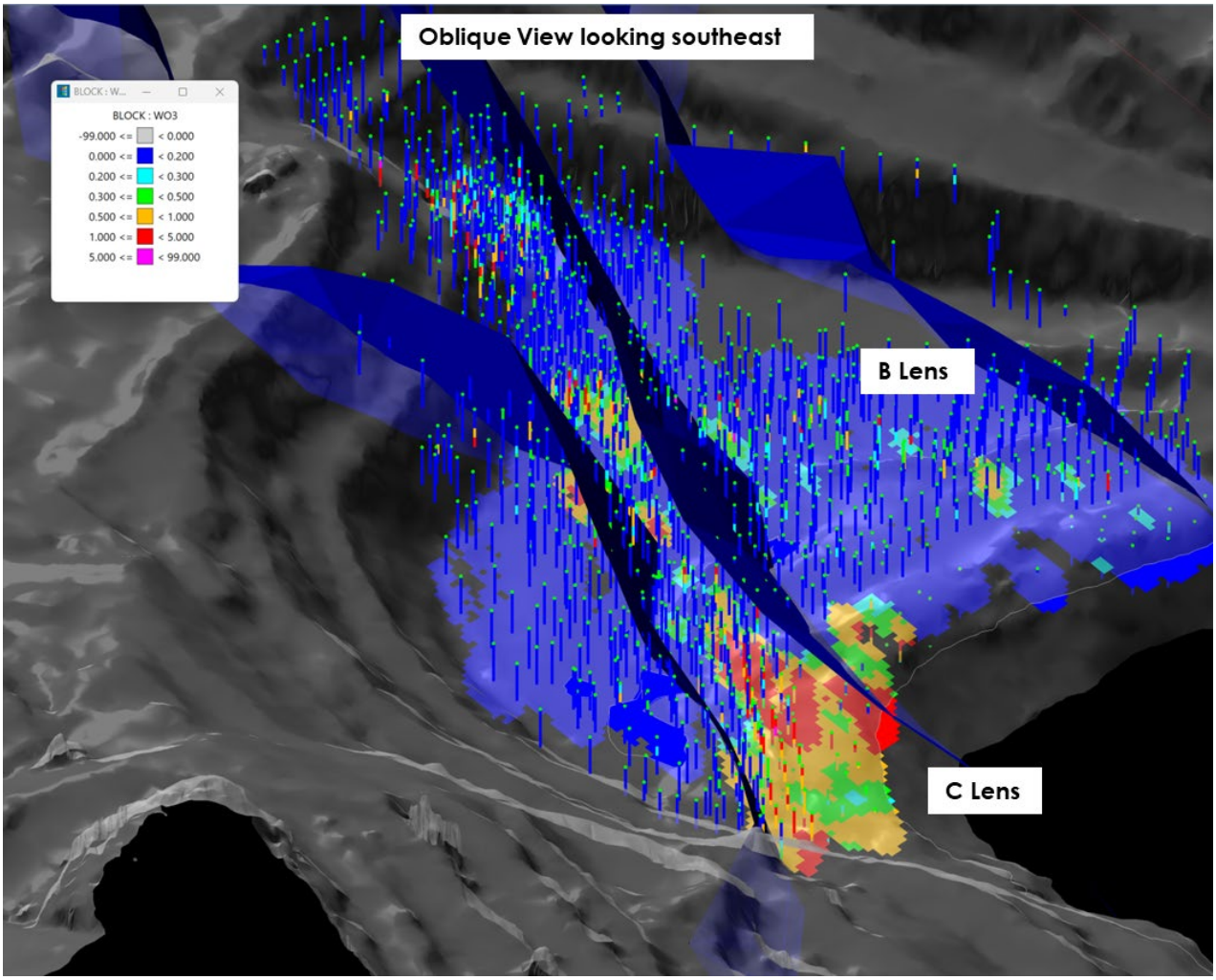

Figure 9 – Comparison of grade control model and block model and structural influence

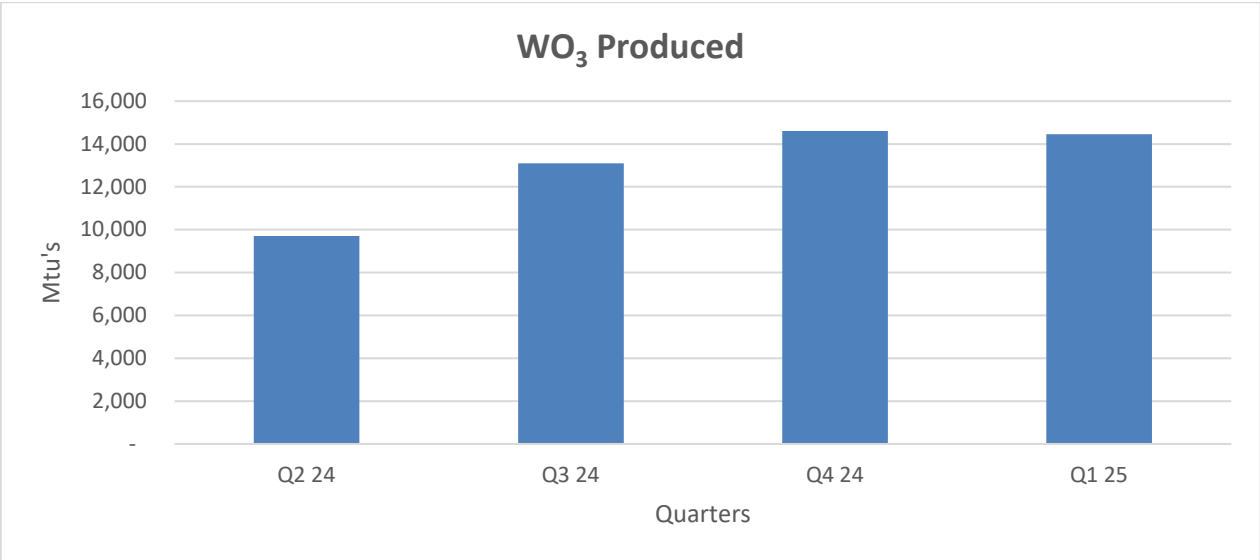

Figure 10 - WO_3 produced from Dolphin Tungsten Mine Quarterly

The Company achieved production of 14,462 mtu, which is in line with the previous quarter; this production was achieved due to improved feed grades despite a lower feed rate and plant availability, adversely affecting overall plant recovery. Despite a higher average feed grade, average plant recovery for the quarter was 42%, down from 46.2% for the previous quarter.

DTM has completed an engineering review of the process plant with input from key OEMs. This review has identified improvements and upgrades to improve plant stability, throughput, and metallurgical performance (Recovery).

The plan will be completed over 3 phases, with high priorities activities planned over the next 3-4 months and a capital budget of $3m. These works are critical to improving the performance of the plant to sustainable production levels.

The plant upgrades began in June, with work completed on the crushing circuit and conveyors already delivering some benefits. More work is planned, which will require some limited downtime. Once completed, these enhancements will significantly increase utilisation, throughput and recovery.

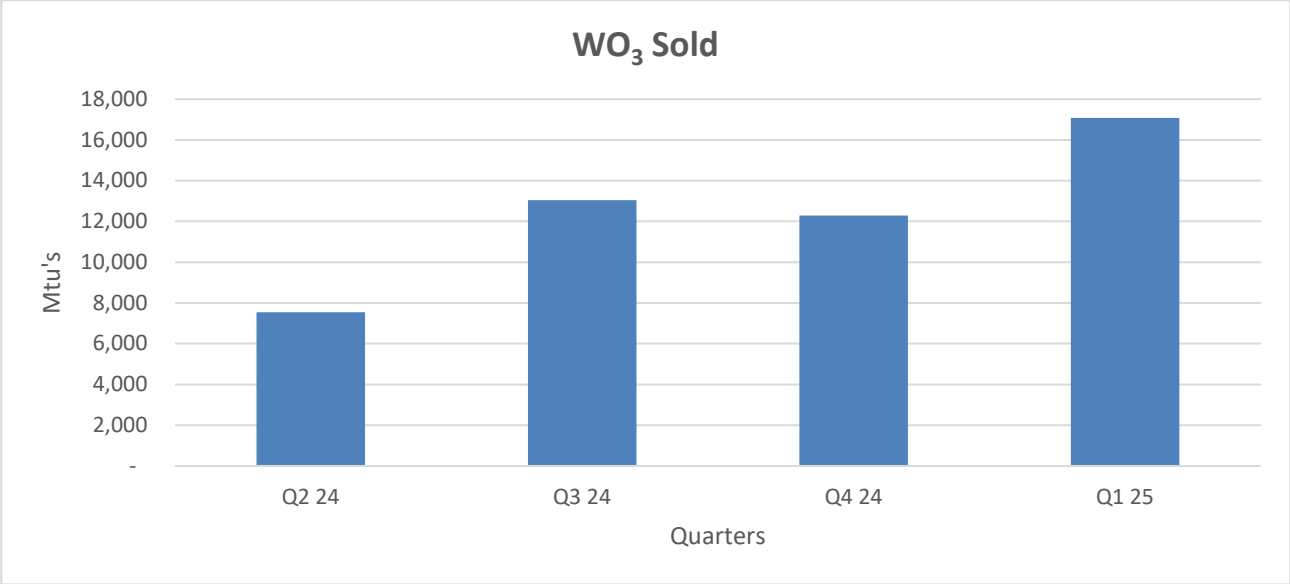

Figure 11 – WO_3 sold from Dolphin Tungsten Mine Quarterly

Sales in the September quarter were up 39% on the previous quarter, largely due to sales being deferred from the Q4 2024 quarter into the Q1 2025 quarter.

Business Improvement

Operational Efficiencies

DTM is working through a program to implement further cost control measures and optimise the mine plan. Night shift trials have now commenced in the mining operation to maximise the productivity of people and equipment.

Ore Sorting Trials

The results from the ore sorting trials were received in the quarter. The trials were conducted in April and focused on evaluating the potential of ore sorting technology to enhance low-grade and high-grade ore processing from the DTM. Representative scheelite ore samples were submitted for testing. These were divided into low-grade ore sample OS 001 and high-grade ore sample OS 003. The low-grade ore sample OS 001 weighed 595.5 kg with an average grade of 0.22% WO3, while the high-grade ore sample OS 003 weighed 609.5 kg with an average grade of 0.61% WO3.

For personal use only

The results demonstrate significant potential for ore sorting at DTM. For OS 001, the WO_3 grade in the waste rock was reduced to 0.022% and 0.050% in the two tests, respectively, while achieving WO_3 recovery rates of 96.26% and 85.53% in the ore. This represents enrichment ratios of 2.09 and 2.53.

Similarly, for OS 003, the WO_3 grade in the waste rock was reduced to 0.088% and 0.066%, respectively, with WO_3 recovery rates of 95.32% and 96.37% in the concentrate and enrichment ratios of 1.35 and 1.49.

While further testing is required, these results indicate that ore sorting can significantly increase the grade of the processed material while achieving high recoveries. Group 6 Metals is now in discussions with HPY Sorting Technology to conduct further testing, with a preference for on-site trials in Q4 CY 2024.

The trials successfully demonstrated that ore sorting has the potential to:

- ✓ Increase tungsten head grade: By effectively separating high-grade ore from lower-grade material, the ore feed to the mill can be significantly upgraded
- ✓ Reduce milling and processing costs: Lower volumes of ore fed to the mill result in reduced energy consumption and operating costs
- ✓ Improve metal recovery: Removing waste rock can enhance the overall metal recovery from the ore body
- ✓ Reduce environmental impact: Lower volumes of waste rock generated can lead to reduced tailings and water management requirements

Marketing

Tungsten concentrate pricing is referenced from the Ammonium Paratungstate (APT) low price. APT CIF Rotterdam prices of $320 to $325 per mtu remained broadly in line with the previous quarter's range of US$306 to US$335.

The average realised price of US$324/ mtu achieved in Q1 2025 was an increase of 1.6% over the previous quarter's average realised price of US$319.

For personal use only

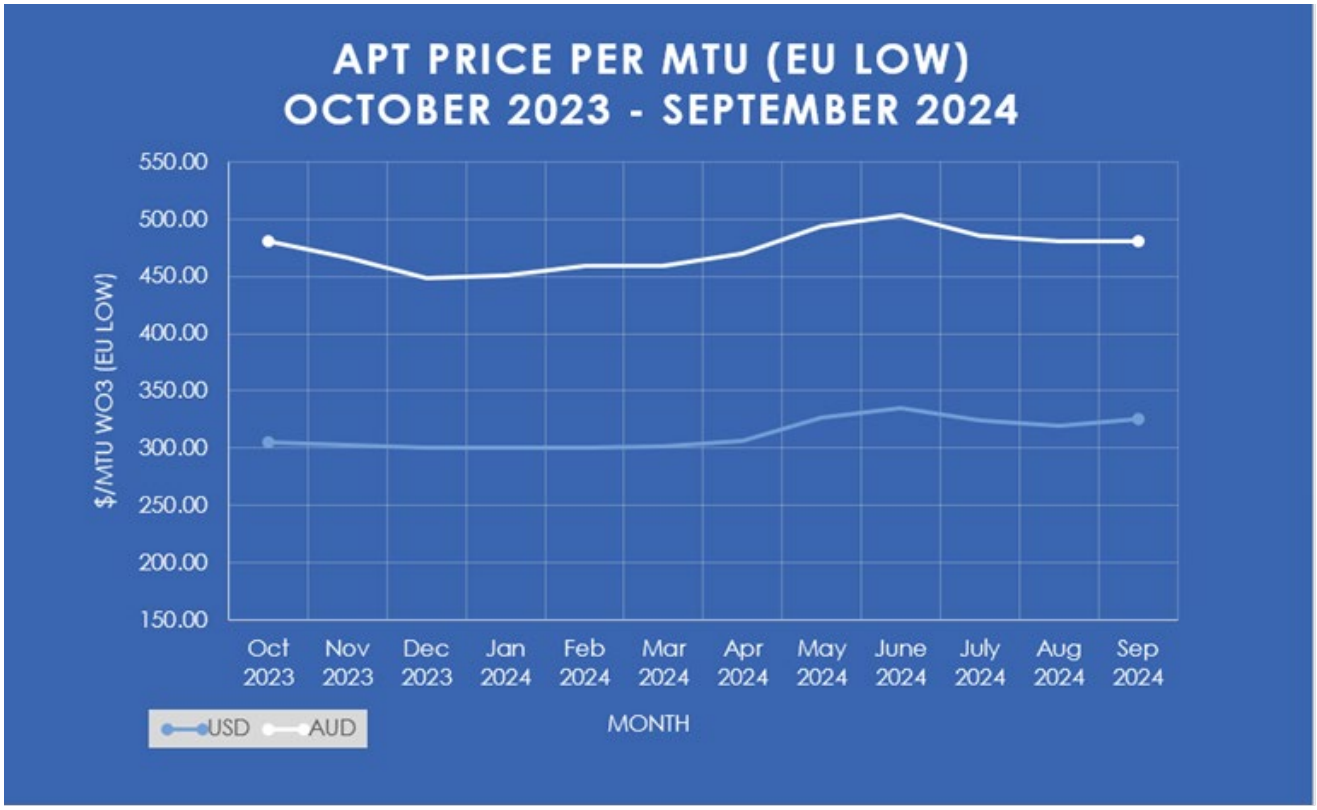

Figure 12 – APT price chart (Information from Fast Markets)

The APT Price CIF Rotterdam remained steady for the quarter and continues to be supported by a tightening of Chinese domestic supply, causing the APT Prices FOB China to remain equal or slightly above European prices. Increased activity by Chinese buyers in western concentrate and APT markets has been sustained into the end of the quarter as Chinese imports of concentrate in September is estimated to be 26.5% higher than previous month.

Corporate

Strategic and Operational Review

During the quarter, the Company mandated two brokers to conduct an equity raise. Initial feedback from potential investors was that market conditions together with the current capital structure of the Company made the offer unattractive to new equity.

In September, Moelis Australia (MA) was appointed to conduct a strategic review to determine the Company's optimal capital structure and to consider potential M&A activities to reposition the business and enhance the shareholder value proposition ("**Recapitalisation**").

While receiving positive interest in the project, feedback reinforced the need for a significant capital restructure to allow for a strategic investment.

Additional Funding

As announced on 2 September 2024, the Company secured support from four of its senior lenders to increase the limits under the existing bridge facility agreements dated May 2024 ("**Bridge Facilities**") by $4m and to extend the maturity dates of all near-term debt to align with the expected timing of the conclusion of the strategic review.

For personal use only

Subsequent to quarter end, the limits under the existing Bridge Facilities were increased by a further $4m, which were drawn to fund the ongoing working capital requirements.

The parties ("Parties") providing the increase to the Bridge Facilities (in equal proportions) are:

- Abex Limited
- CJRE Maritime Pty Ltd
- Elphinstone Holdings Pty Ltd
- Pure Asset Management Pty Ltd

Interest is accrued monthly in arrears at a flat rate of 12% p.a. The Bridge Facilities, including accrued interest, is repayable on 22 November 2024.

The funds have been utilised to support the working capital requirements of the Company whilst negotiations for a recapitalisation of the Company continues.

Suspension of Trade

The Company requested a suspension from quotation of the Company's securities on 27 September 2024, pending the release of a potential transaction related to the Recapitalisation. The potential transaction, which is anticipated to include a material cash injection into the Company, is critical to resolving the Company's financial difficulties and is expected to have a material beneficial impact on the Company's financial position.

Negotiations are continuing, and, as a consequence, the release of the 2024 Annual Report has been delayed pending the finalisation of those negotiations.

The Company's securities will continue to be suspended from quotation until the Company lodges its 2024 Annual Report, which is dependent on the capital restructure, and the ASX deems it appropriate for the Company's securities to be reinstated to quotation.

Options

3,000,000 options issued under the Company's Equity Incentive Plan lapsed during the quarter upon cessation of employment.

Cash Position

The Company's cash position as at 30 September 2024 was $0.6 million.

Licences and Leases

The Company holds the following licences and leases as at 30 September 2024:

	Interest
Exploration Licence EL19/2001 at Grassy, King Island (63 sq km) (expires 14 December 2024)	100%
Mining Lease CML 2080P/M at Grassy, King Island (566 hectares) (expires 5 September 2029)	100%

There have been no mining tenements acquired or disposed of during the Quarter.

For personal use only

Payments to related parties of the entity and their associates

The amount included in section 6.1 of the Appendix 5B includes cash payments of $167,415 in director's fees and remuneration.

Approved by the Board of Group 6 Metals Limited.

For more information, please contact:

Keith McKnight
Managing Director & CEO
keithm@g6m.com.au
+61 (0) 410 635 251

About Group 6 Metals

Group 6 Metals Limited (ASX: G6M), previously known as King Island Scheelite Limited (ASX: KIS), is an Australian resources exploration and development company. The Company's name honours tungsten as Group 6 Metals' first commodity project (The Dolphin Mine) under development, as tungsten is a member of Group 6 of the periodic table along with chromium and molybdenum, as well as being a critical mineral and a geopolitically strategic resource.

The Company is focused on redeveloping its 100%-owned Dolphin Mine located on King Island, Tasmania. Initially, the focus is on producing a high-grade tungsten concentrate; however, plans are to value-add the product for supply to the upstream tungsten industry.

For personal use only

Appendix 5B

Mining exploration entity or oil and gas exploration entity quarterly cash flow report

Name of entity

GROUP 6 METALS LIMITED

ABN	Quarter ended ("current quarter")
40 004 681 734	30 September 2024

Consolidated statement of cash flows		Current quarter $A'000	Year to date (3 months) $A'000
1.	**Cash flows from operating activities**		
1.1	Receipts from customers	4,998	4,998
1.2	Payments for		
	(a) exploration & evaluation	0	0
	(b) development	0	0
	(c) production	-6,214	-6,214
	(d) staff costs	-3,223	-3,223
	(e) administration and corporate costs[i]	-1,531	-1,531
1.3	Dividends received (see note 3)	0	0
1.4	Interest received	2	2
1.5	Interest and other costs of finance paid	-266	-266
1.6	Income taxes paid	0	0
1.7	Government grants and tax incentives	9	9
1.8	Other (provide details if material)	0	0
1.9	**Net cash used in operating activities**	**-6,227**	**-6,227**
2.	**Cash flows from investing activities**		
2.1	Payments to acquire or for:		
	(a) entities	0	0
	(b) tenements	0	0
	(c) property, plant and equipment including development costs	-31	-31
	(d) exploration & evaluation	0	0
	(e) investments	0	0
	(f) other non-current assets	0	0

For personal use only

For personal use only

Consolidated statement of cash flows		Current quarter $A'000	Year to date (3 months) $A'000
2.2	Proceeds from the disposal of:		
	(a) entities	0	0
	(b) tenements	0	0
	(c) property, plant and equipment	0	0
	(d) investments	0	0
	(e) other non-current assets	0	0
2.3	Cash flows from loans to other entities	0	0
2.4	Dividends received (see note 3)	0	0
2.5	Other (provide details if material)	0	0
2.6	**Net cash used in investing activities**	**-31**	**-31**

3.	**Cash flows from financing activities**		
3.1	Proceeds from issues of equity securities (excluding convertible debt securities)	0	0
3.2	Proceeds from issue of convertible debt securities	0	0
3.3	Proceeds from exercise of options	0	0
3.4	Transaction costs related to issues of equity securities or convertible debt securities	0	0
3.5	Proceeds from borrowings	7,889	7,889
3.6	Repayment of borrowings & leases	-1,881	-1,881
3.7	Prepaid transaction costs related to loans and borrowings	0	0
3.8	Dividends paid	0	0
3.9	Other (provide details if material)	0	0
3.10	**Net cash from financing activities**	**6,008**	**6,008**

4.	**Net increase / (decrease) in cash and cash equivalents for the period**		
4.1	Cash and cash equivalents at beginning of period	809	809
4.2	Net cash from / (used in) operating activities (item 1.9 above)	-6,227	-6,227
4.3	Net cash from / (used in) investing activities (item 2.6 above)	-31	-31
4.4	Net cash from / (used in) financing activities (item 3.10 above)	6,008	6,008

Consolidated statement of cash flows		Current quarter $A'000	Year to date (3 months) $A'000
4.5	Effect of movement in exchange rates on cash held	0	0
4.6	**Cash and cash equivalents at end of period**	**558**	**558**

5.	**Reconciliation of cash and cash equivalents** at the end of the quarter (as shown in the consolidated statement of cash flows) to the related items in the accounts	**Current quarter $A'000**	**Previous quarter $A'000**
5.1	Bank balances	287	297
5.2	Call deposits	272	509
5.3	Bank overdrafts	0	0
5.4	Other (provide details)	0	0
5.5	**Cash and cash equivalents at end of quarter (should equal item 4.6 above)**	**558**	**806**

6.	**Payments to related parties of the entity and their associates**	**Current quarter $A'000**
6.1	Aggregate amount of payments to related parties and their associates included in item 1	167
6.2	Aggregate amount of payments to related parties and their associates included in item 2	0

Note: if any amounts are shown in items 6.1 or 6.2, your quarterly activity report must include a description of, and an explanation for, such payments.

Payments made to Directors and their associated entities – Directors' fees $167,415.

For personal use only

7.	**Financing facilities** *Note: the term "facility' includes all forms of financing arrangements available to the entity.* *Add notes as necessary for an understanding of the sources of finance available to the entity.*	**Total facility amount at quarter end $A'000**	**Amount drawn at quarter end $A'000**
7.1	Loan facilities	74,550	74,550
7.2	Credit standby arrangements	0	0
7.3	Other (Mobile fleet finance facility)	10,300	2,737
7.4	**Total financing facilities**	84,850	77,287
7.5	**Unused financing facilities available at quarter end**		7,563

For personal use only

For personal use only

7.6 Include in the box below a description of each facility above, including the lender, interest rate, maturity date and whether it is secured or unsecured. If any additional financing facilities have been entered into or are proposed to be entered into after quarter end, include a note providing details of those facilities as well.

Lender	Facility Type	Finance Amount	Interest Rate	Maturity date	Secured/ Unsecured
Pure Asset Management Pty Ltd	Convertible debt	$10,000,000	14.35%	08/11/2024	Secured
Pure Asset Management Pty Ltd	Debt	$2,800,000	12.00%	22/11/2024	Secured
Chrysalis Investments Pty Ltd ATF The Ellis Family Trust	Debt	$4,000,000	8.25%	22/11/2024	Secured
Chrysalis Investments Pty Ltd ATF The Ellis Family Trust	Convertible debt	$4,500,000	6.50%	22/11/2024	Secured
Chrysalis Investments Pty Ltd ATF The Ellis Family Trust	Debt	$1,500,000	14.35%	22/11/2024	Unsecured
CJRE Maritime Pty Ltd	Debt	$3,000,000	12.00%	22/11/2024	Unsecured
CRJE Maritime Pty Ltd	Debt	$2,000,000	14.35%	22/11/2024	Unsecured - Secured upon shareholder approval
CRJE Maritime Pty Ltd	Debt	$3,850,000	12.00%	22/11/2024	Unsecured - Secured upon shareholder approval
Elphinstone Holdings Pty Ltd	Convertible debt	$5,000,000	6.50%	22/11/2024	Secured
Elphinstone Holdings Pty Ltd	Debt	$1,000,000	12.00%	22/11/2024	Unsecured
Elphinstone Holding Pty Ltd	Debt	$2,000,000	14.35%	22/11/2024	Secured
Elphinstone Holding Pty Ltd	Debt	$2,250,000	12.00%	22/11/2024	Secured
D.A.CH.S AG	Convertible debt	$3,000,000	6.50%	22/11/2024	Secured
D.A.CH.S AG	Debt	$2,000,000	14.35%	22/11/2024	Secured
Abex Limited	Convertible debt	$6,500,000	6.50%	22/11/2024	Secured
Abex Limited	Debt	$3,000,000	12.00%	22/11/2024	Unsecured
Abex Limited	Debt	$2,000,000	14.35%	22/11/2024	Unsecured - Secured upon shareholder approval
Abex Limited	Debt	$1,500,000	14.35%	22/11/2024	Unsecured
Abex Limited	Debt	$3,850,000	12.00%	22/11/2024	Unsecured - Secured upon shareholder approval
Ballarat & Clarendon College Ltd (BCC)	Debt	$800,000	Variable	31/12/2024	Secured
Tasmanian Government Loan	Debt	$10,000,000	Variable	10 years from drawdown	Secured
OEM Financier	Mobile mining fleet facility	$10,300,000	Various	48 months from drawdown	Unsecured

For personal use only

8.	Estimated cash available for future operating activities	$A'000
8.1	Net cash from / (used in) operating activities (item 1.9)	-6,227
8.2	(Payments for exploration & evaluation classified as investing activities) (item 2.1(d)) *Capitalised development costs	0
8.3	Total relevant outgoings (item 8.1 + item 8.2)	-6,227
8.4	Cash and cash equivalents at quarter end (item 4.6)	558
8.5	Unused finance facilities available at quarter end (item 7.5)	7,563
8.6	Total available funding (item 8.4 + item 8.5)	8,122
8.7	**Estimated quarters of funding available (item 8.6 divided by item 8.3)**	1.30

Note: if the entity has reported positive relevant outgoings (ie a net cash inflow) in item 8.3, answer item 8.7 as "N/A". Otherwise, a figure for the estimated quarters of funding available must be included in item 8.7.

8.8 If item 8.7 is less than 2 quarters, please provide answers to the following questions:

8.8.1 Does the entity expect that it will continue to have the current level of net operating cash flows for the time being and, if not, why not?

As the Company has been in commercial production for over 12 months, operating costs are starting to normalise. Management is working through a comprehensive program to implement cost savings measures and optimise the mine plan.

8.8.2 Has the entity taken any steps, or does it propose to take any steps, to raise further cash to fund its operations and, if so, what are those steps and how likely does it believe that they will be successful?

Yes. The Company is undertaking a recapitalisation and debt restructuring exercise to strengthen the Balance Sheet and support the working capital needs of the operation while it works towards steady state production. In September, Moelis Australia (MA) was appointed to conduct a strategic review to determine the Company's optimal capital structure and to consider potential M&A activities. While this exercise is being undertaken, four of the Company's senior lenders provided additional funding by way of a $4M increase to the existing May 2024 bridge facilities to support working capital requirements. Subsequent to quarter end, the limits were increased by an additional $4M.

8.8.3 Does the entity expect to be able to continue its operations and to meet its business objectives and, if so, on what basis?

Yes. The Company expects to be able to continue its operations and meet it's business objectives, subject to meeting production profiles and receiving additional funding currently being negotiated. In addition, the Company is in negotiation with its existing lenders to consolidate the debt and defer the principal repayment time frames.

Note: where item 8.7 is less than 2 quarters, all of questions 8.8.1, 8.8.2 and 8.8.3 above must be answered.

Compliance statement

1 This statement has been prepared in accordance with accounting standards and policies which comply with Listing Rule 19.11A.

2 This statement gives a true and fair view of the matters disclosed.

Date: 31 October 2024

Authorised by: Board of Directors
(Name of body or officer authorising release – see note 4)

Notes

1. This quarterly cash flow report and the accompanying activity report provide a basis for informing the market about the entity's activities for the past quarter, how they have been financed and the effect this has had on its cash position. An entity that wishes to disclose additional information over and above the minimum required under the Listing Rules is encouraged to do so.

2. If this quarterly cash flow report has been prepared in accordance with Australian Accounting Standards, the definitions in, and provisions of, *AASB 6: Exploration for and Evaluation of Mineral Resources* and *AASB 107: Statement of Cash Flows* apply to this report. If this quarterly cash flow report has been prepared in accordance with other accounting standards agreed by ASX pursuant to Listing Rule 19.11A, the corresponding equivalent standards apply to this report.

3. Dividends received may be classified either as cash flows from operating activities or cash flows from investing activities, depending on the accounting policy of the entity.

4. If this report has been authorised for release to the market by your board of directors, you can insert here: "By the board". If it has been authorised for release to the market by a committee of your board of directors, you can insert here: "By the [*name of board committee – eg Audit and Risk Committee*]". If it has been authorised for release to the market by a disclosure committee, you can insert here: "By the Disclosure Committee".

5. If this report has been authorised for release to the market by your board of directors and you wish to hold yourself out as complying with recommendation 4.2 of the ASX Corporate Governance Council's *Corporate Governance Principles and Recommendations*, the board should have received a declaration from its CEO and CFO that, in their opinion, the financial records of the entity have been properly maintained, that this report complies with the appropriate accounting standards and gives a true and fair view of the cash flows of the entity, and that their opinion has been formed on the basis of a sound system of risk management and internal control which is operating effectively.

For personal use only