For personal use only

ASX Announcement - 31 October 2024

QUARTERLY REPORT

Period Ended 30 September 2024

Greenwing Resources Ltd ('Greenwing' or the 'Company')(ASX:GW1) is pleased to provide an update on its activities and progress for the quarter ended 30 September 2024.

During the quarter, Greenwing continued to progress the San Jorge Lithium Brine Project in the Catamarca province of Argentina. The Company having previously tabled a maiden Mineral Resource Estimate for the San Jorge Project completed additional surface exploration programs and additional testing of potential Direct Lithium Extraction (DLE) processing options. In Madagascar the Company continued to progress its portfolio and is encouraged with the continued progress towards enacting the Country's new Mining Code.

HIGHLIGHTS

SAN JORGE LITHIUM PROJECT, ARGENTINA

- Greenwing has established a strong platform to deliver value from with the establishment of the maiden Mineral Resource Estimate[1] for the project in May 2024, containing 1.07 Mt of Lithium Carbonate Equivalent (LCE) consisting of 0.67 Mt of Indicated Resources and 0.4 Mt of Inferred Resources at an initial grade of 195 mg/L Li in the prolific Lithium Triangle jurisdiction in South America.
- The Mineral Resource Estimate achieved from an initial 6-hole program is characterised by strong specific yield porosities of 7.4 and 7.3% is open in several directions with holes SJDD04 and SJDD05 both ending in mineralisation and target mineralisation.
- In addition to being open depth via SJDD04 and SJDD05 the resource remains open to the west and north, with the recent additional TEM (Transient electromagnetic geophysics) and passive seismic program indicating brine extends to the limits of current exploration.
- The Company continued to assess competing Direct Lithium Extraction (DLE) technologies and analysis of commercial samples was undertaken over the quarter to several potential processing providers.
- The Company continues to plan for additional drilling, progress processing options and seek additional strategic investment.

GRAPHMADA GRAPHITE MINING COMPLEX & MILLIE'S REWARD LITHIUM PROJECT, MADAGASCAR

- Material progress made over the quarter regarding the progression and adoption of the new mining code in Madagascar.
- In addition to the Madagascan Government passing legislation to adopt a new mining code in late 2023. The Mines Ministry of Madagascar issued orders to the Bureau du Cadastre Minier (BCMM) authorising the department to begin the transfer and upgrade of permits to facilitate project development.

[1] ASX Announcement dated 27 May 2024 'San Jorge Lithium Project – Maiden Mineral Resource Estimate

- The augmentation of existing mining and exploration regulatory framework in Madagascar is critical to unlocking the considerable potential in Madagascar and will serve to attract additional capital and interest to the country and sector.
- Greenwing along with other listed peers has an established presence in Madagascar and has a considerable portfolio of interests in country.
- With developments underway with the overhaul of mining legislation in Madagascar the Company continued to progress an updated agreement with its partners at the Millie's Reward Hard rock lithium project.
- The Company continued its augur drilling campaign at Andapa and is currently working through a backlog of augur samples ahead of releasing results.

San Jorge Project, Argentina

The San Jorge Lithium Project, located in Argentina's prolific Lithium Triangle, has been the primary focus of the Company's activities over the quarter. Greenwing in addition to holding rights to 100% of the San Francisco Salar has rights to a total consolidated of approximately 38,000 hectares including and surrounding the Salar.

The Company continues to progress the project following the announcement of an initial mineral resource estimate and has a well-articulated strategy to add value to the asset following a successful 18 months.

The Company, in establishing a maiden Mineral Resource Estimate at San Jorge in the June quarter, has put in place a robust foundation to add considerable value to the project and has continued to build on this over the course of the September quarter.

The initial mineral resource from 6 holes has articulated for the Company an exciting pathway forward to add value post the initial program. The resource characterized by strong porosity measurements is open in several directions including to West and North (see figure 2).

In addition to being open to the West and the North the Company is yet to drill in the middle of the Salar with the first program focusing on the edges of the visible Salar. Of further encouragement the resource remains open at depth with both SJDD04 and SJDD05 ending in mineralization at 402m and 353m respectively.

Over the quarter, the Company completed additional surface work to further refine the geological model and the emerging view that the resource has the potential to extend to the West and North of the visible Salar – refer to ASX announcement dated 11 October 2024.

At this time, pending further drilling, the project is tending towards being a Direct Lithium Extraction process (DLE). The Company has made it a strategic imperative to conduct a thorough appraisal of all available processing technologies. This is a process being overseen by leading global hydrologist and consultant to Greenwing, Mr Murray Brooker.

Testing has been ongoing during the quarter and the Company has received test results from two leading providers of DLE processing technologies, IBC and Xtralit which provided exceptional results which were released to the market on 29 October 2024.

For personal use only

MINERAL RESOURCE ESTIMATE[2]

Area	Sediment Volume m^3	Porosity	Brine volume m^3	Li mg/l	Li Tonnes	Tonnes LCE
Indicated	8,872,840,000	0.074	653,084,441	192	125,700	670,000
Inferred (NW and > 400 m)	5,147,950,000	0.073	377,952,442	200	75,400	400,000
Total	14,020,790,000	0.074	1,031,036,883	195	201,100	**1,070,000**

Table 1: Resource estimate classification May 2024

Notes:

a) *Mineral Resource Estimate in the Safra 1 Lik, Safra Lik, San Jorge Oeste 2, 3 and 4 properties.*
b) *Lithium is converted to lithium carbonate (Li2CO3) equivalent (LCE) using a conversion factor of 5.323.*
c) *JORC Code definitions were followed for Mineral Resources.*
d) *The Competent Person for this MRE is Murray Brooker (MAIG, MIAH).*
e) *Totals may differ due to rounding.*
f) *The resources is reported at a zero Lithium mg/l cut-off grade, on the basis that by its nature as a body of brine it is homogenised and is unlikely to contain areas of internal significantly lower grade material.*
g) *For further information please refer the ASX Announcement dated 27 May 2024 'San Jorge Lithium Project – Maiden Mineral Resource Estimate'*

The Resource remains open to the North, West, and at depth with holes SJDD04 and SJDD05 ending in higher concentration brine, with circa 248 mg/L Li at depths of 402 and 351 metres respectively.

With a view to further drilling and validating the Company's view that the brine extends materially in several directions, the company has recently completed an additional TEM (Transient Electromagnetic Survey) along with a passive seismic program that confirms Brine mineralization extending to the North and West to the limits of the surveys. This provides drilling targets with the aim of expanding the resource at the project.

There are a finite number of Salars in the Lithium triangle and fewer again where the company has 100% of the entire salar and surrounding ground. The work done to date gives Greenwing a high degree of confidence that further drilling has the potential to increase the resource numbers at the San Jorge Project substantially having currently completed only 6 of an estimated 24 holes it intends to drill. This drilling revealed the sequence of volcanic derived sediments and volcanics thickens to the west, away from the salar, and that lithium concentrations increase with depth.

Drillhole SJDD04 reached an overall depth of 402 metres, with a continuously mineralized interval from near surface (first sample at 12m) extending to 400 metres, returning an average of 200mg/L Li, 5500mg/l K, specific yield porosities of 10% and a maximum grade of 248 mg/l Li, the highest grade recorded to date. (Refer ASX announcement dated 8 April 2024.)

SJDD05 reached an overall depth of 351m (due to poor hole stability) with brine mineralization remaining open at this depth, with similar lithology being encountered to SJDD04 and a concentration of 246 mg/l in the deepest brine sample.

[2] ASX Announcement dated 27 May 2024 'San Jorge Lithium Project – Maiden Mineral Resource Estimate

For personal use only

Figure 1 – San Francisco Salar looking west.

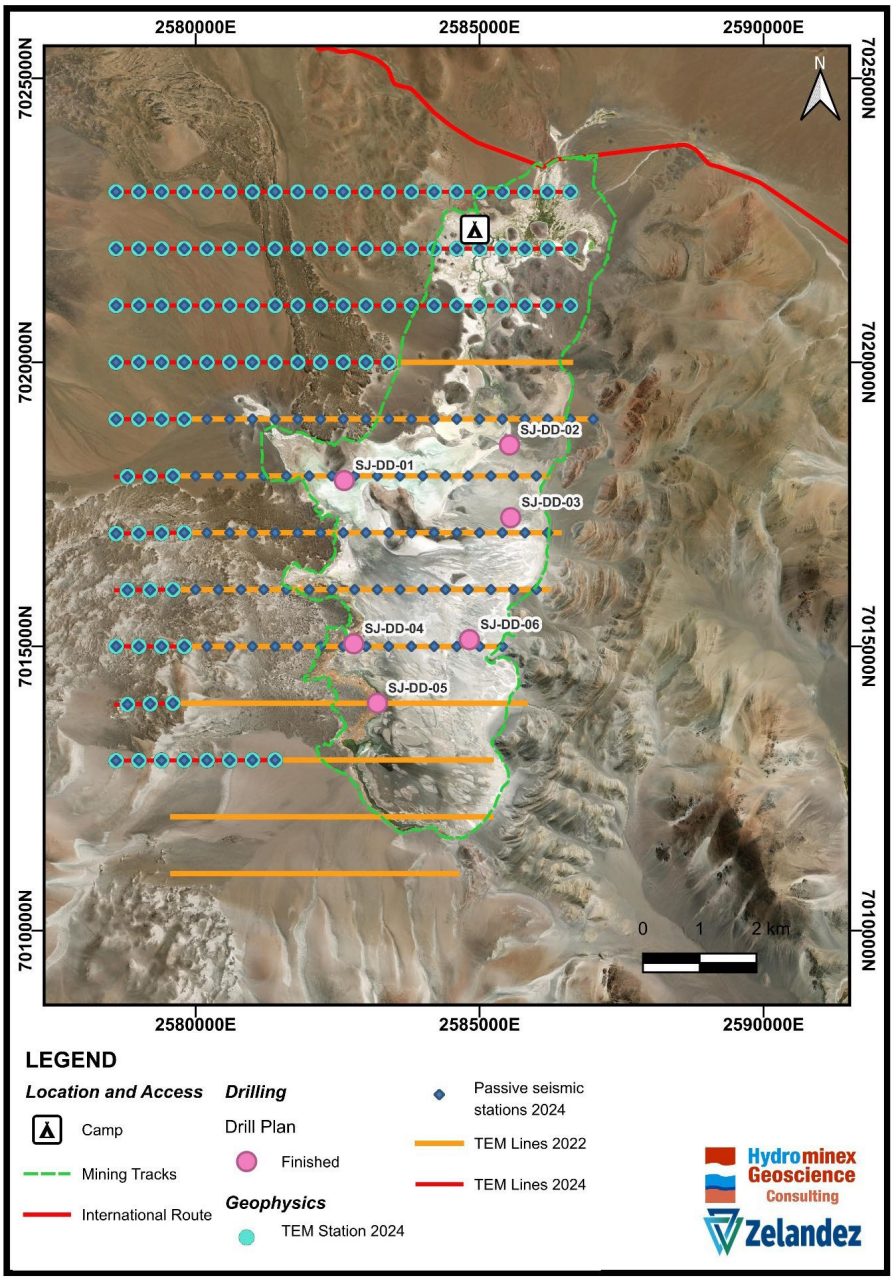

Figure 2: Completed exploration drill holes, passive seismic and TEM geophysics locations within the project area

For personal use only

EXPLORATION TARGET

Sediment Volume m^3	Porosity	Brine volume m^3	Li mg/l	Li Tonnes	Tonnes LCE
Exploration Target Upside Case					
9,936,500,000	0.100	993,650,000	195	194,000	1,030,000
Exploration Target Downside Case					
9,936,500,000	0.050	496,825,000	140	70,000	370,000

Table 2: Exploration target tonnage May 2024

Notes:

a) This Exploration Target encompasses the San Jorge Oeste 1 to 4, Gruta San Francisco and San Jorge Norte 2 properties.

b) Lithium is converted to lithium carbonate (Li2CO3) equivalent (LCE) using a conversion factor of 5.323.

c) The Competent Person for this Exploration Target is Murray Brooker (MAIG, MIAH).

d) Totals may differ due to rounding.

e) The Exploration Target is based on extensive geophysics, calibrated against the six drill holes completed to date.

f) New diamond drilling is planned this calendar year to evaluate the area where the geophysics has been completed, and to determine whether this can be incorporated into an updated resource estimate (subject to the comments below). The target is based on actual exploration data (geophysics).

g) For further information please refer the ASX Announcement dated 27 May 2024 'San Jorge Lithium Project – Maiden Mineral Resource Estimate'

Note that the potential quantity and grade of the exploration target is conceptual in nature, and there has been insufficient exploration to estimate a Mineral Resource, other than indirect geophysical methods that indicate the presence of an extensive, highly conductive brine body. ***It is uncertain if further exploration will result in the estimation of a Mineral Resource in the volumes defined as exploration targets****. Future exploration drilling aims to continue to convert part of the exploration target volume to resources****. Note that insufficient exploration has been conducted to conclude with any certainty that the exploration target could be converted to resources.***

The Company has undertaken planning for a second drilling program of up to 10 holes, including several holes in the middle of the salar, where previous surface samples returned up to 285mg/L Li. It is anticipated that this program could commence in the 2025 financial year.

For personal use only

For personal use only

Madagascar

Overview

The Company retains significant interests in Madagascar including:

- Graphmada Mining Complex
- Andapa Exploration Asset
- Millie's Reward Hard Rock Lithium project

Greenwing has an established presence in Madagascar having been operational in the country since 2016 with the initial acquisition of the Graphmada Graphite project which is currently on care and maintenance.

Greenwing has found Madagascar a good jurisdiction to operate in and sees considerable potential in both the country and its peoples. Greenwing was able to reconstruct and operate the Graphmada Graphite mine over the period from 2016 through to 2020 under the existing legislation.

The Company is encouraged and supportive of the current overhaul of the country's mining legislation and sees the introduction of a new mining code as beneficial for the Company and its operations in Madagascar.

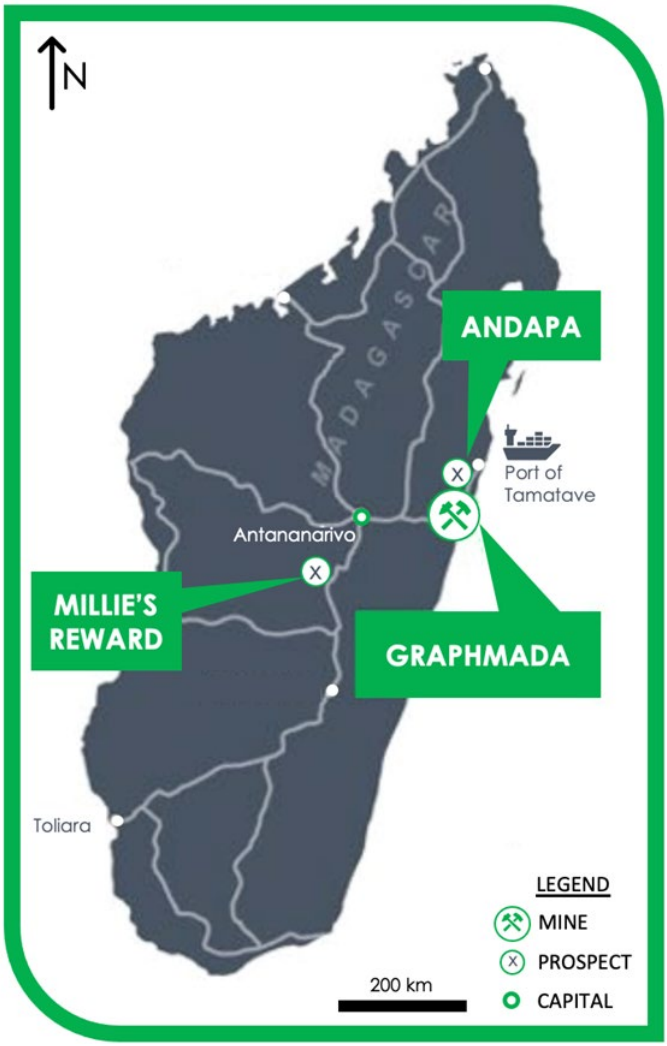

Figure 3 - Locations of Greenwing's projects in Madagascar

For personal use only

Graphmada Graphite Mining Complex.

Graphmada Mining Complex and its infrastructure remain in excellent condition, and the existing Mineral Resource of 61.9 Mt @ 4.5% Fixed Carbon (FC) (refer Table 1) is deemed capable of sustaining substantially higher production volumes.

Greenwing is continuing a process to attract strategic investment and achieve value for its stakeholders for the Graphmada asset given its advanced status.

Graphmada has an existing resource that has produced all commercial concentrates in the graphite complex, with qualification into both the United States and the European Union. These two jurisdictions have classified Graphite as a critical mineral. Additionally, Graphmada has long-life mining leases and considerable infrastructure in place, with the project located just 3 kilometers off the national highway and approximately 120 kilometers from the port of Tamatave (Figure 3).

During the quarter, care and maintenance activities continued on site.

Table 1: June 2022 Graphmada Mining Complex Mineral Resources[3, 4, 5]

	Tonnes (Mt)	FC%	Contained Graphite (kt)
Measured	18.7	4.9	911
Indicated	12.3	4.7	582
Inferred	30.9	4.2	1,288
Total	**61.9**	**4.5**	**2,780**

Important Notes:

An Exploration Target is a statement or estimate of the exploration potential of a mineral deposit in a defined geological setting where the statement or estimate, quoted as a range of tonnes and a range of grade, relates to mineralization for which there has been insufficient exploration to estimate a Mineral Resource. The potential quantity and grade of the Exploration Target is conceptual in nature, there has been insufficient exploration to estimate an additional Mineral Resource and it is uncertain if further exploration will result in the estimation of an additional Mineral Resource.

The Company confirms that it is not aware of any new information or data that materially affects the information in the relevant ASX releases, and the form and context of the announcement has not materially changed. The Company confirms that the form and context in which the Competent Persons findings are presented have not been materially modified from the original market announcements.

Andapa Graphite Project, Madagascar

Greenwing continued with its auger drilling campaign over the quarter at its Andapa prospect. Andapa is a separate property located a further 60klms towards the country's main deep-water port from Graphmada at Tamatave, Madagascar's second largest city.

The Andapa Project is currently under mining lease.

[3] Refer ASX Announcement '212% Increase in Graphite Resource at Graphmada Mining Complex' released 12 July 2022.
[4] Reported in accordance with the 2012 Australasian Code for Reporting of Exploration Results, Mineral Resources and Reserves ('the JORC Code 2012') at a >3% cut-off.
[5] Figures are subject to rounding

During the September quarter, the Company completed a further 136 auger holes correlating to 1092m drilled for the quarter. Since the end of the quarter, the drilling program has been completed and the Company is working through processing all samples taken and will be updating the market during the December quarter.

Millie's Reward Lithium Project, Madagascar

Over the September quarter, Greenwing advanced discussions with the vendors of the three permits comprising Millie's Reward project with a view to completing the transfer of these permits to the Company. In parallel with developments with the new Mining Code in Madagascar the Company is seeking to finallise the transfer of tenure and resume exploration activities. The revised mining code in Madagascar aims to ensure timely processing of all mining permit applications. The Company is scheduled to meet with the vendors in Antatarivo Madagascar at the end of November with a view to concluding an updated agreement.

The Company intends to undertake further exploration at the Millie's Reward project following the transfers occurring. This exploration program will focus on completing the soil sampling program over lithium bearing pegmatites, commencing pitting and trenching followed by geophysics to identify potential sub-surface pegmatites.

Millies Reward is an exciting project characterized by an outstanding surface signature which has identified a large number of pegmatite outcrops along a significant strike length[6]. Additionally, the project has previously returned a weighted average intersection of 3.72% Lithium Oxide over a 31m channel sample[7].

Previous field programs have identified numerous encouraging rock chip samples up to 7.08% Li2O and supported by additional samples returning 6.93% and 6.91% Li2O[8] and numerous samples between 5-5.7% Li2O[9].

Figure 5 - Samples of high purity Spodumene crystals (Kunzite) found in the project area.

[6] ASX announcement 10 May 2017 'Initial Fieldwork Undertaken at Millie's Reward Lithium Project'.
[7] ASX announcement 11 September 2018 'BSM's Outstanding Lithium Intersection of 31m at 3.72%'.
[8] ASX announcement 30 May 2017 'Exceptional Lithium Assay Results Received for Millie's Reward'.
[9] ASX Announcement 19 April 2017 'Bass Metals Enters Binding Agreement to Purchase Potentially High-Grade Lithium Project in Madagascar'.

For personal use only

For personal use only

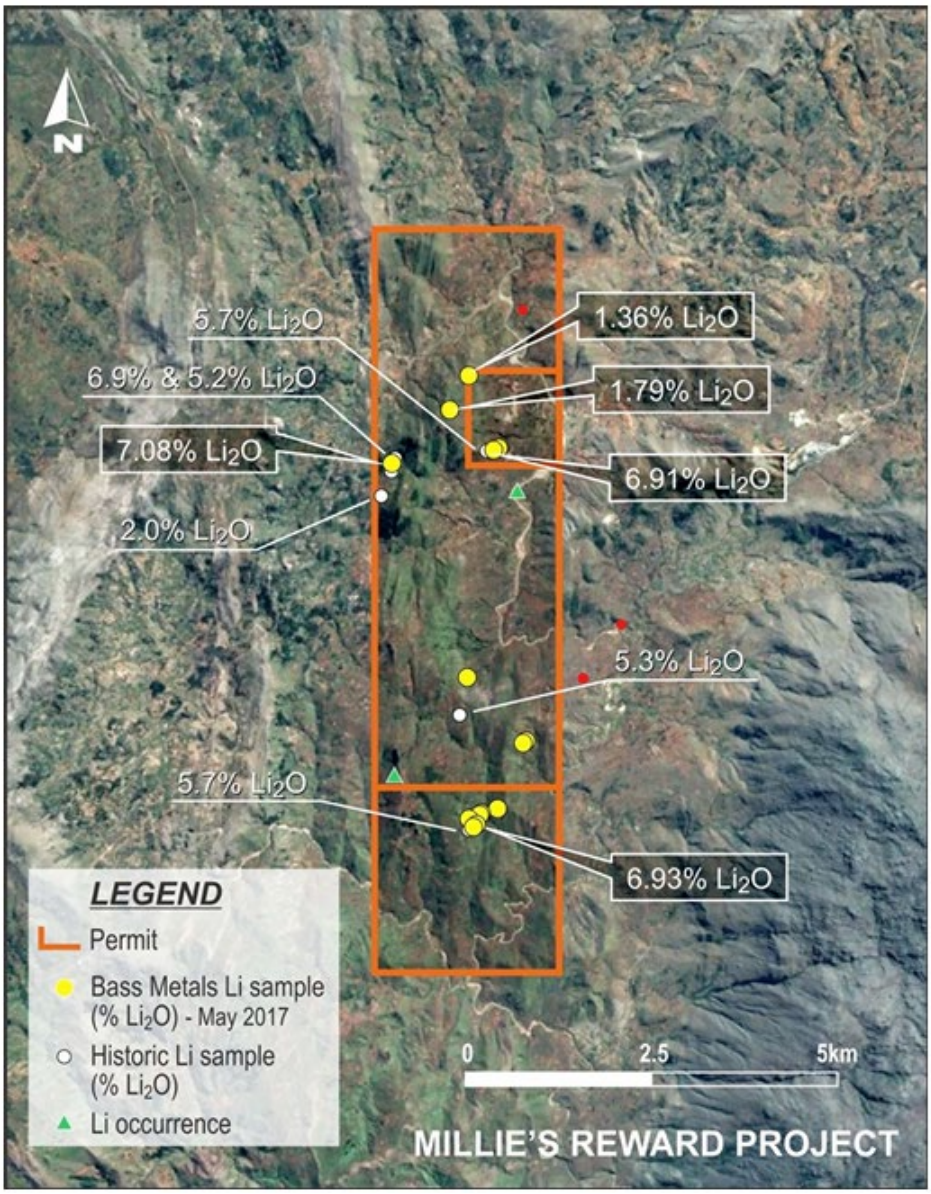

Figure 6 - Millie's Reward Significant Sample Results

Que River - Tasmania

As noted previously, the Company remains in discussions about the potential sale of this asset. The Company continues with care and maintenance activities during the quarter.

For personal use only

Corporate Activities

On 7 August 2024, the Company announced an equity raising totaling $2.1 million by the issue of additional ordinary shares at a price of $0.038 per share comprising:

- $1.4 million from a placement of ordinary shares to professional and sophisticated investors; and
- $0.7 million from a placement of ordinary shares to professional and sophisticated investors and related parties subject to shareholder approval, including $0.3m committed by directors.

The raising was well supported by shareholders with all subscriptions coming from existing shareholders. On 26 September 2024, a meeting of shareholders approved resolutions in relation to the equity raising.

On 23 August 2024, a meeting of shareholders approved a resolution to issue shares to the vendors of the San Jorge Project and resolutions in relation to the Company's capacity to issue securities in the future.

On 26 September 2024, the Company released its annual audited financial statements.

ASX listing rule 5.3 disclosures

For the quarter ending 30 September 2024, the Company had net cash outflows of $217k in expensed and capitalised exploration and evaluation activities.

In addition, exploration and evaluation expenditure activities were undertaken by Andes Litio SA which is not included in the above amount. As noted in the audited annual financial report for the year ended 30 June 2023[10], as a result of the strategic funding transaction with NIO, the Company is considered to have lost sole control of Andes Litio SA (Andes Litio) and even though the Group retains 100% of the shares and voting rights, joint control exists as decisions about the relevant activities of the San Jorge Project require unanimous consent of the parties. Accordingly, the Company's interest in Andes Litio is recognised as an interest in a jointly controlled entity and is accounted for under the equity accounting method.

Under this accounting treatment, any funds provided to, or expenditure incurred by the Company in relation to, Andes Litio are reported as an increase in the investment in Andes Litio in the cash flow statement. For the September 2024 quarter this amount was $355k (previous quarter $1,880k) reflecting the exploration activities undertaken during the quarter.

Also, any cash held by Andes Litio is not recognised as cash on hand for Greenwing at the end of the period in the cash flow statement. As of 30 September 2024, a further $85k is held by Andes Litio, which will be utilised for in-country exploration and associated expenses.

The total amount paid to directors of the entity and their associates in the period (item 6.1 of Appendix 5B) was $103k relating to prior quarters, with an amount of $35k accrued for the quarter.

[10] ASX Announcement dated 28 September 2023 'Annual Report to Shareholders'.

GREENWING RESOURCES

ASX Announcements released during the quarter:

24 July 2024 – Notice of Extraordinary General Meeting

31 July 2024 Quarterly Activities/Appendix 5B Cash Flow Report

6 August 2024 – Trading Halt

7 August 2024 – Equity Raising

7 August 2024 - Proposed issue of securities

12 August 2024 – Application of quotation of securities

12 August 2024 – Cleansing statement

23 August 2024 – Results of Meeting

26 August 2024 – Application for quotation of securities

26 August 2024 – Amended Quarterly Activities/Appendix 5B Cash Flow Report

27 August 2024 – Application for quotation of securities

27 August 2024 – Cleansing statement

27 August 2024 – Notice of Extraordinary General Meeting

30 August 2024 – Becoming a substantial shareholder

2 September 2024 – Becoming a substantial shareholder

26 September 2024 – Results of Meeting

26 September 2024 – Application for quotation of securities

26 September 2024 – Change of Director's interest notices x 4

26 September 2024 – Appendix 4G

26 September 2024 – Corporate Governance Statement

26 September 2024 – Annual Report to shareholders

26 September 2024 – Date of AGM

This announcement is approved for release by the Board of Greenwing Resources Ltd.

For further information, please contact

Peter Wright
Executive Director/CEO
E: peter@greenwingresources.com

Angus Craig
Company Secretary
E: angus@greenwingresources.com

For personal use only

ABOUT GREENWING RESOURCES

Greenwing Resources Ltd (ASX:GW1) is an Australian-based critical minerals exploration and development company committed to sourcing metals and minerals required for a cleaner future.

With lithium and graphite projects across Madagascar and Argentina, Greenwing plans to supply electrification markets, while researching and developing advanced materials and products.

Disclaimer

This document has been prepared by Greenwing Resources Ltd (the 'Company'). It should not be considered as an invitation or offer to subscribe for or purchase any securities in the Company or as an inducement to make an invitation or offer with respect to those securities. No agreement to subscribe for securities in the Company will be entered into based on this document. This document is provided on the basis that neither the Company nor its officers, shareholders, related bodies corporate, partners, affiliates, employees, representatives, and advisers make any representation or warranty (express or implied) as to the accuracy, reliability, relevance, or completeness of the material contained in the document and nothing contained in the document is or may be relied upon as a promise, representation or warranty, whether as to the past or the future. The Company hereby excludes all warranties that can be excluded by law.

Forward-Looking Statements

This announcement contains certain 'forward-looking statements' within the meaning of the securities laws of applicable jurisdictions. Forward-looking statements can generally be identified using forward-looking words such as 'may,' 'should,' 'expect,' 'anticipate,' 'estimate,' 'scheduled' or 'continue' or the negative version of them or comparable terminology. Any forecasts or other forward-looking statements contained in this announcement are subject to known and unknown risks and uncertainties and may involve significant elements of subjective judgment and assumptions as to future events which may or may not be correct. There are usually differences between forecast and actual results because events and actual circumstances frequently do not occur as forecast and these differences may be material. Greenwing Resources does not give any representation, assurance, or guarantee that the occurrence of the events expressed or implied in any forward-looking statements in this announcement will occur and you are cautioned not to place undue reliance on forward-looking statements. The information in this document does not consider the objectives, financial situation, or particular needs of any person. Nothing contained in this document constitutes investment, legal, tax, or other advice.

Important information

This announcement does not constitute an offer to sell, or a solicitation of an offer to buy, securities in the United States, or in any other jurisdiction in which such an offer would be illegal. The securities referred to in this document have not been and will not be registered under the United States Securities Act of 1933 (the 'US Securities Act'), or under the securities laws of any state or other jurisdiction of the United States and may not be offered or sold, directly or indirectly, within the United States, unless the securities have been registered under the US Securities Act or an exemption from the registration requirements of the US Securities Act is available. This document may not be distributed or released in the United States.

Competent Person Statement

The information in this document that relates to Exploration Results, Exploration Targets and Mineral Resources in relation to the Madagascan Projects is based on information previously released to ASX and as footnoted in the report, particularly noting the information relating the Graphite Mineral Resources which is extracted from the ASX Announcement dated 12 July 2022 '212% Increase in Graphite Resource at Graphmada Mining Complex'. This information was compiled by Tim McManus, a Competent Person who is a member of the Australasian Institute of Mining and Metallurgy, who was a consultant to the Company. Tim McManus has sufficient experience that is relevant to the style of mineralization and type of deposit under consideration and to the activity being undertaken to qualify as a Competent Person as defined in the 2012 Edition of the Australasian Code for Reporting of Exploration Results, Mineral Resources and Ore Reserves. The Company confirms that it is not aware of any new information or data that materially affects the information included in the original market announcement and, in the case of estimates of Mineral Resources or Ore Reserves that all material assumptions and technical

For personal use only

parameters underpinning the estimates in the relevant market announcement continue to apply and have not materially changed. The Company confirms that the form and context in which the Competent Person's findings are presented have not been materially modified from the original market announcement.

The information in this document that relates to Exploration Results, Mineral Resource Estimate and Exploration Target in relation to the Argentinean Project, San Jorge, has been prepared by Mr Murray Brooker, BSc (Geology, Hons, Victoria University), MSc (Geology, James Cook university), MSc (Hydrogeology, UTS, Sydney). Murray Brooker is a geologist and hydrogeologist and is an employee of Hydrominex Geoscience Pty Ltd and is independent of Greenwing. Mr Brooker has sufficient experience to qualify as a competent person as defined in the 2012 Edition of the Australasian Code for Reporting of Exploration Results, Mineral Resources and Ore Reserves. Mr Brooker consents to the inclusion of the information in this document in the form and context in which it appears.

Tenement & Permit Holding

The Company's interests in mining and exploration tenements and permits are as follows:

COUNTRY	REGION	TENEMENT / PERMITS	INTEREST
AUSTRALIA	Tasmania	CML 68M/1984 Que River Mine Lease	100%[1]
MADAGASCAR	Antsinanana	PE 25600 Loharano (East)	100%
MADAGASCAR	Antsinanana	PE 26670 Mahefedok	100%
MADAGASCAR	Antsinanana	PE 24730 Andapa	100%
MADAGASCAR	Antsirabe	PRE 4383	100%
MADAGASCAR	Antsirabe	PRE 11545	100%
MADAGASCAR	Antsirabe	PRE 39808	Mineral Rights
ARGENTINA	Catamarca	File No. 49/2017 – Gruta San Francisco	Option[2]
ARGENTINA	Catamarca	File No. 22/2020 – Safra Lik	Option[2]
ARGENTINA	Catamarca	File No. 23/2020 – Safra 1 Lik	Option[2]
ARGENTINA	Catamarca	File No. 68/2017 – San Jorge Este 1	Option[2]
ARGENTINA	Catamarca	File No. 54/2017 – San Jorge Este 2	Option[2]
ARGENTINA	Catamarca	File No. 59/2017 – San Jorge Este 3	Option[2]
ARGENTINA	Catamarca	File No. 55/2017 – San Jorge Norte 1	Option[2]
ARGENTINA	Catamarca	File No. 53/2017 – San Jorge Norte 2	Option[2]
ARGENTINA	Catamarca	File No. 52/2017 – San Jorge Oeste 1	Option[2]
ARGENTINA	Catamarca	File No. 50/2017 – San Jorge Oeste 2	Option[2]
ARGENTINA	Catamarca	File No. 56/2017 – San Jorge Oeste 3	Option[2]
ARGENTINA	Catamarca	File No. 57/2017 – San Jorge Oeste 4	Option[2]
ARGENTINA	Catamarca	File No. 58/2017 – San Jorge Sur 1	Option[2]
ARGENTINA	Catamarca	File No. 67/2017 – San Jorge Norte 4	Option[2]
ARGENTINA	Catamarca	File No. 51/2017 – San Jorge Norte 3	Option[2]

Notes:

1. Intec Limited holds a 2.5% NSR Royalty over all Product from Greenwing's interests in CML68M/1984.
2. Greenwing has the option to acquire up to 100% of each of these permits – refer to ASX announcements dated 26 March 2021, 3 September 2021 and 26 September 2022. As at the end of the September 2024 quarter, the Company had an interest in 45% of each of these permits.

For personal use only

Appendix 5B

Mining exploration entity or oil and gas exploration entity quarterly cash flow report

Name of entity

GREENWING RESOURCES LTD

ABN	Quarter ended ("current quarter")
31 109 933 995	30 September 2024

Consolidated statement of cash flows		Current quarter $A'000	Year to date (3 months) $A'000
1.	**Cash flows from operating activities**		
1.1	Receipts from customers	-	-
1.2	Payments for		
	(a) exploration & evaluation (if expensed)	-	-
	(b) development	-	-
	(c) production	-	-
	(d) staff costs	(52)	(52)
	(e) administration and corporate costs	(397)	(397)
1.3	Dividends received (see note 3)	-	-
1.4	Interest received	2	2
1.5	Interest and other costs of finance paid	-	-
1.6	Income taxes paid	-	-
1.7	Government grants and tax incentives	-	-
1.8	Other	49	49
1.9	**Net cash from / (used in) operating activities**	**(396)**	**(396)**

2.	**Cash flows from investing activities**		
2.1	Payments to acquire:		
	(a) entities	-	-
	(b) tenements	-	-
	(c) property, plant and equipment	-	-
	(d) exploration & evaluation (if capitalised)	(217)	(217)
	(e) investment – Andes Litio SA [(a)]	(355)	(355)
	(f) other non-current assets	-	-

For personal use only

For personal use only

Consolidated statement of cash flows		Current quarter $A'000	Year to date (3 months) $A'000
2.2	Proceeds from the disposal of:	-	-
	(a) entities		
	(b) tenements	-	-
	(c) property, plant and equipment	-	-
	(d) investments	-	-
	(e) other non-current assets	-	-
2.3	Cash flows from loans to other entities	-	-
2.4	Dividends received (see note 3)	-	-
2.5	Other (provide details if material)	-	-
2.6	**Net cash from / (used in) investing activities**	**(572)**	**(572)**

3.	**Cash flows from financing activities**		
3.1	Proceeds from issues of equity securities (excluding convertible debt securities)	1,627	1,627
3.2	Repayment of convertible debt securities	-	-
3.3	Proceeds from exercise of options	-	-
3.4	Transaction costs related to issues of equity securities or convertible debt securities	(93)	(93)
3.5	Proceeds from borrowings	-	-
3.6	Repayment of borrowings	(130)	(130)
3.7	Transaction costs related to loans and borrowings	-	-
3.8	Dividends paid	-	-
3.9	Other (provide details if material)	-	-
3.10	**Net cash from / (used in) financing activities**	**1,403**	**1,403**

4.	**Net increase / (decrease) in cash and cash equivalents for the period**		
4.1	Cash and cash equivalents at beginning of period	709	709
4.2	Net cash from / (used in) operating activities (item 1.9 above)	(396)	(396)
4.3	Net cash from / (used in) investing activities (item 2.6 above)	(572)	(572)
4.4	Net cash from / (used in) financing activities (item 3.10 above)	1,403	1,403

Consolidated statement of cash flows		Current quarter $A'000	Year to date (3 months) $A'000
4.5	Effect of movement in exchange rates on cash held	(10)	(10)
4.6	**Cash and cash equivalents at end of period**	**1,134**	**1,134**

Note: (a) As noted in the annual financial reports, as part of the strategic funding transaction with NIO Inc., the Company is considered to have lost sole control of the relevant activities of Andes Litio SA on signing the subscription agreement in September 2022. Even though the Group retains 100% of the shares and voting rights, joint control exists as decisions about the relevant activities of the San Jorge Project require unanimous consent of the parties. The Company has deconsolidated its interest in Andes Litio SA from the date of signing the subscription agreement (as control was deemed to have been lost) and recognise its interest in Andes Litio SA as an interest in a jointly controlled entity and is accounted for under the equity accounting method.

5.	**Reconciliation of cash and cash equivalents** at the end of the quarter (as shown in the consolidated statement of cash flows) to the related items in the accounts	**Current quarter $A'000**	**Previous quarter $A'000**
5.1	Bank balances	1,134	709
5.2	Call deposits	-	-
5.3	Bank overdrafts	-	-
5.4	Other (provide details)	-	-
5.5	**Cash and cash equivalents at end of quarter (should equal item 4.6 above)[(b)]**	**1,134**	**709**

Note: (b) In addition to the cash noted above, a further $85k is held by the Group's equity accounted investment, Andes Litio located in Argentina which will be utilised for in-country exploration and associated costs.

6.	**Payments to related parties of the entity and their associates**	**Current quarter $A'000**
6.1	Aggregate amount of payments to related parties and their associates included in item 1	103
6.2	Aggregate amount of payments to related parties and their associates included in item 2	-

Note: if any amounts are shown in items 6.1 or 6.2, your quarterly activity report must include a description of, and an explanation for, such payments

Payment of directors' fees relating to prior and current quarters, with a further $35k outstanding relating to the current quarter.

For personal use only

For personal use only

7.	**Financing facilities** *Note: the term "facility' includes all forms of financing arrangements available to the entity.* *Add notes as necessary for an understanding of the sources of finance available to the entity.*	**Total facility amount at quarter end $A'000**	**Amount drawn at quarter end $A'000**
7.1	Loan facilities	1,000	415
7.2	Credit standby arrangements	-	-
7.3	Other (please specify)	-	-
7.4	**Total financing facilities**	1,000	415

7.5	**Unused financing facilities available at quarter end**	585
7.6	Include in the box below a description of each facility above, including the lender, interest rate, maturity date and whether it is secured or unsecured. If any additional financing facilities have been entered into or are proposed to be entered into after quarter end, include a note providing details of those facilities as well.	

As announced on 24 July 2023, the Company has entered into an unsecured loan facility with the Company's Chairman, Rick Anthon for $1m, which currently matures on 31 December 2024 at an interest rate of 14% p.a. on funds drawn.

The Company also has a 4 year $8 million At-the-Market Facility (ATM) Agreement with Alpha Investment Partners as announced on 31 January 2024 which is currently undrawn.

8.	**Estimated cash available for future operating activities**	**$A'000**
8.1	Net cash from / (used in) operating activities (Item 1.9)	(397)
8.2	Capitalised exploration & evaluation (Item 2.1(d))	(217)
8.3	Total relevant outgoings (Item 8.1 + Item 8.2)	(614)
8.4	Cash and cash equivalents at quarter end (Item 4.6)	1,134
8.5	Unused finance facilities available at quarter end (Item 7.5)	585
8.6	Total available funding (Item 8.4 + Item 8.5)	1,719
8.7	**Estimated quarters of funding available (Item 8.6 divided by Item 8.3) (refer note below)**	**2.8**

Notes:

The amount of cash and cash equivalents held at quarter end at item 8.4 includes $243k which may be used only for expenditure related to the San Jorge Lithium Project.

If this amount is deducted from the total available funding, the amount of funding available for outgoings other than the San Jorge Project is $1,476k at the end of the quarter, including the $585k undrawn loan facility.

This equates to approximately 2.4 quarters of funding available for expenditure outside of the San Jorge project using the calculation in 8.7 above as at 30 September 2024.

As previously announced, the Company has secured an $8m funding facility (refer ASX announcement dated 31 January 2024) which when included in cash available to fund operations other than the San Jorge Project equates to approximately 15 quarters of funding available.

8.8 If Item 8.7 is less than 2 quarters, please provide answers to the following questions:

1. Does the entity expect that it will continue to have the current level of net operating cash flows for the time being and, if not, why not?

Answer: N/A

2. Has the entity taken any steps, or does it propose to take any steps, to raise further cash to fund its operations and, if so, what are those steps and how likely does it believe that they will be successful?

Answer: N/A

3. Does the entity expect to be able to continue its operations and to meet its business objectives and, if so, on what basis?

Answer N/A

Compliance statement

1 This statement has been prepared in accordance with accounting standards and policies which comply with Listing Rule 19.11A.

2 This statement gives a true and fair view of the matters disclosed.

Date: 31 October 2024

Authorised by: the Board of Directors

Notes

1. This quarterly cash flow report and the accompanying activity report provide a basis for informing the market about the entity's activities for the past quarter, how they have been financed and the effect this has had on its cash position. An entity that wishes to disclose additional information over and above the minimum required under the Listing Rules is encouraged to do so.

2. If this quarterly cash flow report has been prepared in accordance with Australian Accounting Standards, the definitions in, and provisions of, *AASB 6: Exploration for and Evaluation of Mineral Resources* and *AASB 107: Statement of Cash Flows* apply to this report. If this quarterly cash flow report has been prepared in accordance with other accounting standards agreed by ASX pursuant to Listing Rule 19.11A, the corresponding equivalent standards apply to this report.

3. Dividends received may be classified either as cash flows from operating activities or cash flows from investing activities, depending on the accounting policy of the entity.

4. If this report has been authorised for release to the market by your board of directors, you can insert here: "By the board". If it has been authorised for release to the market by a committee of your board of directors, you can insert here: "By the [*name of board committee – eg Audit and Risk Committee*]". If it has been authorised for release to the market by a disclosure committee, you can insert here: "By the Disclosure Committee".

5. If this report has been authorised for release to the market by your board of directors and you wish to hold yourself out as complying with recommendation 4.2 of the ASX Corporate Governance Council's *Corporate Governance Principles and Recommendations*, the board should have received a declaration from its CEO and CFO that, in their opinion, the financial records of the entity have been properly maintained, that this report complies with the appropriate accounting standards and gives a true and fair view of the cash flows of the entity, and that their opinion has been formed on the basis of a sound system of risk management and internal control which is operating effectively.

For personal use only