

## SEPTEMBER 2024 QUARTERLY REPORT

Equatorial Resources Limited (Equatorial or Company) presents its quarterly report for the quarter ended 30 September 2024. Highlights during and since the quarter include:

### Nimba Alliance Iron Ore Project

- During the quarter, the Company reported an initial Exploration Target at the T5 Target, one of six targets within the Company's Nimba Alliance Iron Ore Project (**Project**) in Guinea.
- The T5 Target is one of four "hard rock" targets at the Nimba Alliance Project, in addition to two priority detrital "Canga" (enriched iron material) targets (D1 and D2).
- Recent assay results received from grab samples collected from the Canga D1 Target confirmed high-grade iron mineralisation up to 66% iron (Fe).
- The D1 Target results include high-grade Canga mineralisation (enriched iron material) over 10km of strike with numerous grab samples ranging from 62% to 66% Fe.
- The Nimba Alliance Project is located approximately 3km from the world class high-grade Nimba Iron Ore project owned by Robert Friedland's High Powered Exploration Inc. (**HPX**).
- The Company is currently finalising plans for a maiden drill program to test the high-grade Canga mineralisation identified at the Company's priority D1 Target.

### International Arbitration against Congo

- In June 2024, the Company, through its Mauritian subsidiary, EEPL Holdings (**EEPL**), filed its Reply Memorial containing EEPL's response to the entirety of Congo's defence at the International Centre for Settlement of Investment Disputes (**ICSID**) in Washington, D.C. in the Company's ongoing international arbitration proceedings against the Republic of Congo (**Congo**).
- EEPL referred its investment dispute with Congo to arbitration at ICSID in 2021. The dispute arose out of unlawful measures taken by Congo against EEPL's investments in two iron ore projects in Congo: the Badondo Iron Ore Project and the Mayoko-Moussondji Iron Ore Project.
- Equatorial expects a final hearing to take place at ICSID in March 2025, and the final award may be rendered around 6 to 12 months thereafter (indicative timing only).
- Notwithstanding the dispute between EEPL and Congo, Equatorial remains committed to its investments in Congo and continues to be open to a constructive dialogue.

### Corporate

- Equatorial remains in a strong financial position with significant cash reserves available to progress exploration and development activities at its Nimba Alliance Project as well as to pursue the ICSID arbitration and additional business opportunities in the resources sector.
- At 30 June 2024, the Company had approximately \$13.7 million in cash with 131.4 million shares on issue.

For further information contact:

**Greg Swan** *Company Secretary*  
Email: [gswan@equatorialresources.com.au](mailto:gswan@equatorialresources.com.au)  
Telephone: +61 8 9322 6322

**Themi Kailis** *Business Development Manager*  
Email: [tkailis@equatorialresources.com.au](mailto:tkailis@equatorialresources.com.au)  
Telephone: +61 8 9322 6322

## Nimba Alliance Iron Ore Project

Nimba Alliance Project is a highly prospective and potentially large-scale iron ore project located in Guinea, West Africa which was acquired by Equatorial in July 2023. The Project is located within a cluster of major iron ore projects.

The Project covers a large landholding in Guinea’s prolific Nimba Iron Ore Corridor and comprises majority ownership of two permits: 100% of the Nimba West permit covering ~198km<sup>2</sup>; and 56% of the Nimba North permit covering ~107km<sup>2</sup>.

Transport solutions are already in place for the Project, with the Nimba West and Nimba North permits located approximately 350km and 290km respectively from Port Buchanan, and within 30km and 60km, respectively from Liberia’s Lamco bulk commodity railway (Figure 1).

Six (6) significant high priority near surface iron ore targets (refer Figure 2) have been identified at the Project with a total strike potential of ~55km, comprising friable itabirite, compact magnetite, and detrital Canga mineralisation:

- Detrital Canga targets (D1 and D2), ~25km strike target
- Hard rock target T5, ~14km strike target
- Hard rock target T60, ~7km strike target
- Hard rock target T28, ~5km strike target
- Hard rock target T57, ~5km strike target

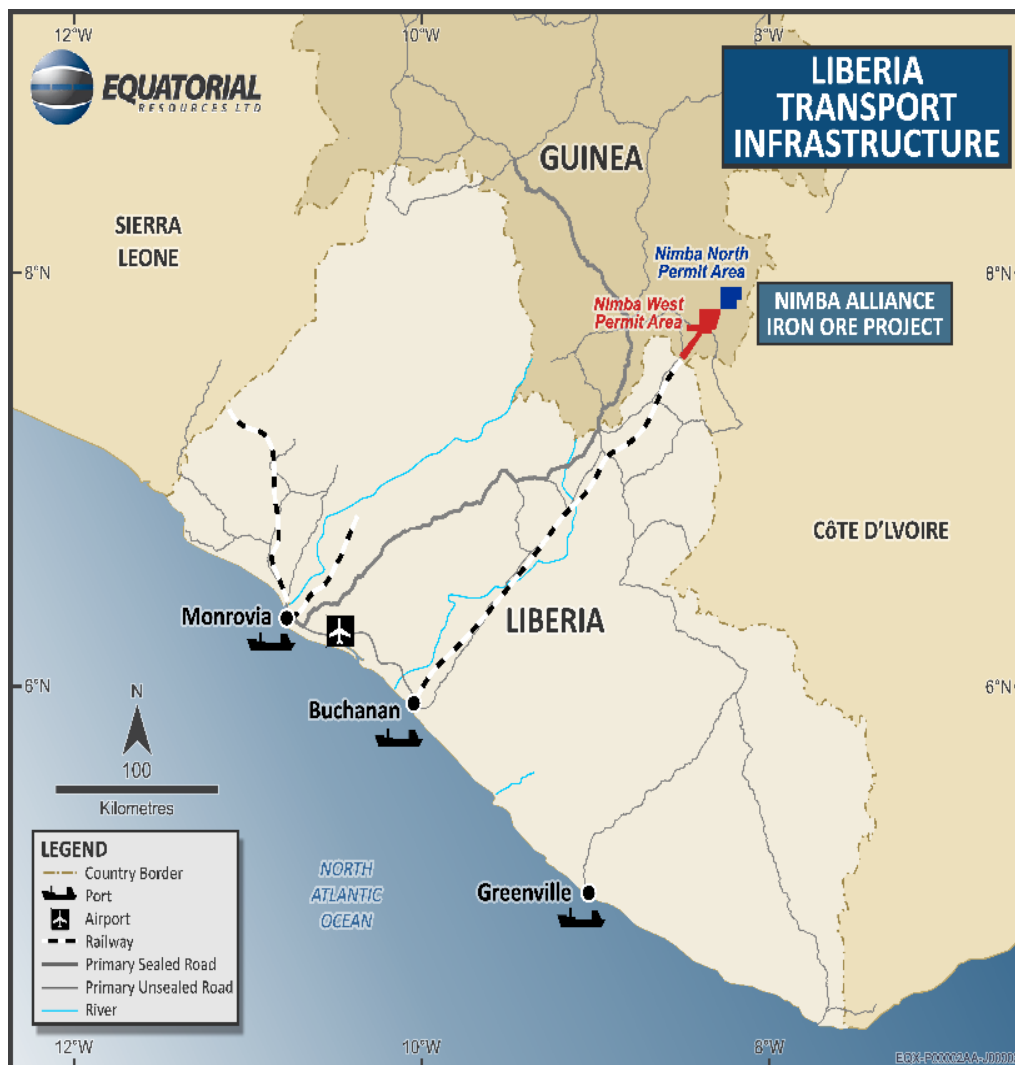


Figure 1 – Liberian Transport Corridor

For personal use only

### Sampling Program

During the June 2024 quarter, the Company announced sampling results from two of the six priority target areas identified at the Project (being D1 and T5) which confirmed the presence of high-grade iron mineralisation up to 66% iron (Fe).

The D1 Target assay results include high-grade Canga mineralisation (enriched iron material) over 10km of strike with numerous samples ranging from **62% to 66% Fe**.

Canga material is a potential direct shipping iron ore (**DSO**) comprised of enriched iron material that has been weathered from primary high-grade iron mineralisation.

The T5 Target assay results include high-grade hard rock mineralisation which was confirmed over 8km of strike with numerous samples ranging from **62% to 64% Fe**.

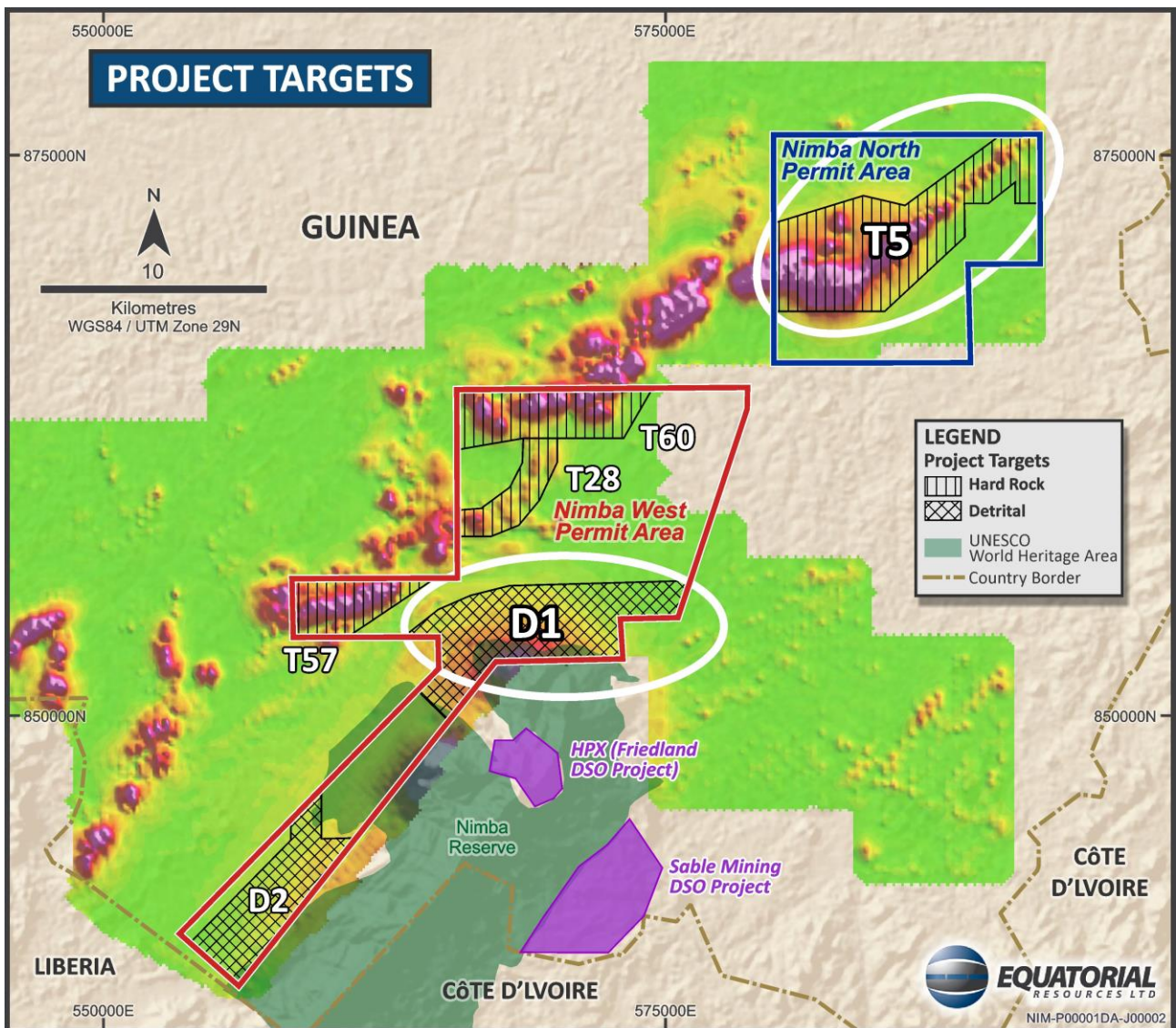


Figure 2 – Priority Target Areas at Nimba Alliance Project

### Initial Exploration Target

During the quarter, the Company reported an initial Exploration Target on the T5 Target, one of six targets at the Project (refer to ASX announcement 17 July 2024).

The initial Exploration Target at Nimba Alliance has been estimated to be between 260 to 660 million tonnes (Mt) of iron mineralisation at a grade of between 35% to 65% Fe on the T5 Target, one of six targets at the Project.

The potential quantity and grade of the Exploration Target is conceptual in nature. There has been insufficient exploration to estimate a Mineral Resource. It is uncertain if further exploration will result in the estimation of a Mineral Resource. The Exploration Target has been prepared and reported in accordance with the JORC Code.

The T5 Exploration Target includes 5 to 20 Mt of weathered itabirite iron mineralisation with a grade of 45% to 65% Fe and 255 to 640 Mt of primary compact itabirite iron mineralisation with a grade of 35% to 45% Fe.

The T5 Target was previously tested with wide spaced diamond drilling by Societe des Mines de Guinea (SMFG), a former alliance between BHP, Areva and Newmont, which returned significant drill intercepts including 14m @ 60.7% Fe (NN0003D) and 12m @ 55.8% Fe (NN0004D) (refer to Figure 3 below).

The T5 Target is one of four “hard rock” targets at the Project, which are differentiated from the Company’s two priority Canga (enriched iron material) targets (D1 and D2) which require further work before an Exploration Target can be defined. In this regard, the Company is currently finalising plans for a maiden drill program to test the high-grade Canga mineralisation previously identified at the Company’s priority D1 Target.

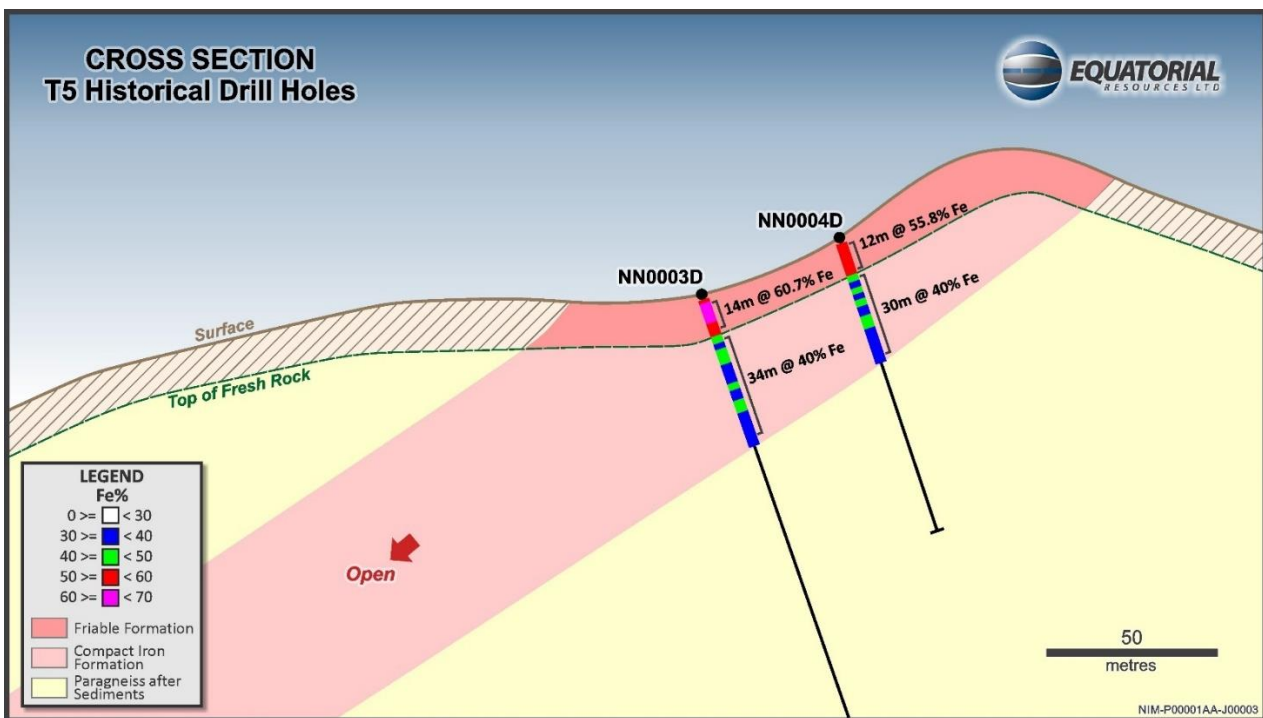


Figure 3 – Cross Section at T5 of Historical Drill Holes Showing High-Grade Cap



## International Arbitration against Congo

During the June 2024 quarter, the Company, through its Mauritian subsidiary, EEPL, filed its Reply Memorial containing EEPL's response to the entirety of Congo's defence at ICSID in Washington, D.C. in the Company's ongoing international arbitration proceedings against Congo.

Equatorial, through EEPL, referred its investment dispute with Congo to arbitration at ICSID in 2021. The dispute arose out of unlawful measures taken by Congo against EEPL's investments in two iron ore projects: the Badondo Iron Ore Project (**Badondo**), located in the Sangha region of Congo, and the Mayoko-Moussondji Iron Ore Project (**Mayoko-Moussondji**), located in the Niari region of Congo (together, the **Congo Projects**).

EEPL has brought its claims against Congo under the Agreement between the Government of the Republic of the Congo and the Government of the Republic of Mauritius for the Promotion and Reciprocal Protection of Investments (**Congo-Mauritius BIT**), under which EEPL's investments in Congo are protected by virtue of EEPL being a Mauritian company. EEPL's claims include that Congo unlawfully expropriated its investments in the Congo Projects, and failed to accord EEPL fair and equitable treatment, in violation of the treaty.

The measures that Congo took against Badondo in December 2020 (which included expropriation) formed part of a wider campaign to dispossess foreign mining companies of their iron ore interests in Congo and grant them to a Chinese-linked company named Sangha Mining Development SASU. The measures that Congo took against Mayoko-Moussondji came later, in June 2021, when Congo unlawfully revoked the exploitation permit held over that tenement by Congo Mining Limited (**CML**), a company owned by Equatorial until 2015 and in which EEPL continues to participate (including through royalty arrangements).

In March 2023, EEPL filed its Memorial on the Merits, in which EEPL set out its claims against Congo in full, with supporting documentary evidence, witness testimony and expert evidence on issues including the valuation of EEPL's investments and related technical matters.

In August 2023, Congo filed a Counter-Memorial, which set out Congo's defence to EEPL's claims and also included three counterclaims against EEPL. Congo's counterclaims were based on allegations that EEPL (i) was liable for the payment of certain surface fees in relation to Badondo, (ii) was liable for certain environmental remediation works at the Badondo site, and (iii) had abusively commenced the ICSID arbitration. On the basis of these counterclaims, Congo claimed that it was entitled to be compensated by EEPL.

In September 2023, EEPL filed a preliminary objection to Congo's counterclaims, arguing that the counterclaims fell outside the tribunal's jurisdiction because the Congo-Mauritius BIT does not allow States to bring counterclaims, and that Congo's counterclaims should therefore be dismissed. In November 2023, Congo filed a response to EEPL's preliminary objection, and in December 2023, EEPL filed a reply to Congo's response on the preliminary objection.

In January 2024, the ICSID tribunal confirmed that it had no jurisdiction to hear Congo's counterclaims, which have therefore been dismissed in their entirety. In March 2024, the tribunal issued a fully reasoned decision explaining the basis for its conclusion that it has no jurisdiction over the counterclaims.

In June 2024, EEPL filed its Reply Memorial at ICSID. The Reply Memorial contains EEPL's response to the entirety of Congo's defence, as set out in its Counter-Memorial.

The Reply Memorial included updated reports from independent expert witnesses covering the technical aspects and value of EEPL's investments in the Congo Projects, demonstrating the value of the compensation that EEPL is claiming from Congo to range from US\$395 million to US\$1,254 million, depending on the valuation methodology adopted. These amounts do not include interest and costs, which are also claimed from Congo. The Reply Memorial includes a valuation of the additional pre-award interest payable on the compensation to which EEPL is entitled (to 15 November 2025) that ranges from US\$134 million to US\$741 million, depending on the valuation and interest calculation methodology adopted.

Equatorial expects a final hearing to take place at ICSID in March 2025, and the final award may be rendered around 6 to 12 months thereafter (indicative timing only).

Notwithstanding the dispute between EEPL and Congo, Equatorial remains committed to its investments in Congo and continues to be open to a constructive dialogue. Equatorial has expressed the Company's openness to reaching a mutually satisfactory settlement of EEPL's dispute and remains hopeful of a constructive dialogue with Congo to that end.

Badondo sits at the centre of a potentially globally significant new iron ore-producing region. It is located near two other major iron ore tenements in Congo and just across the border from Fortescue Metal Group's (ASX:FMG) Belinga Iron Ore Project in Gabon. As one of the first movers in this important region, Equatorial has long understood the economic possibilities of the iron ore deposits of the Congo craton. The Company will continue to progress efforts to have the Badondo license reinstated, and our exploitation licence application granted and/or seek appropriate compensation.

## Corporate

Equatorial remains in a strong financial position with approximately \$13.7 million in cash and 131,445,353 shares on issue as at 30 September 2024. The Company is in a strong financial position to progress exploration and development activities as well as pursue the dispute resolution process and additional business opportunities in the resources sector.

## ASX Additional Information

### Mining Exploration Tenements

At the end of the quarter, the Company has an interest in the following mining exploration tenements:

Project Name	Tenement Type	Tenement Number	Percentage Interest	Status
Nimba West permit, Republic of Guinea	Exploration permit	A/2019/149/DIGM/CPDM	100%	Granted (subject to application for renewal)
Nimba North permit, Republic of Guinea	Exploration permit	A/2020/135/DIGM/CPDM	56%	Granted (subject to application for renewal)
Badondo permit, Republic of Congo	Exploration permit	Decree No. 2015-984	100%	In dispute (refer to discussion above)

### Mining Exploration Expenditures

During the quarter, the Company made the following payments in relation to mining exploration activities:

Mining exploration activity	A\$000
Geological consultants	13
Assaying	12
<b>Total</b>	<b>25</b>

### Related Party Payments

During the quarter, the Company made payments of approximately A\$123,000 to related parties and their associates. These payments relate to director's fees, superannuation, company secretarial services and provision of a fully serviced office.

### **Competent Person's Statement**

The information in this report that relates to Exploration Results and Exploration Targets is extracted from the Company's ASX announcements dated 17 July 2024, 20 May 2024, 12 October 2023, 31 July 2023, and 21 April 2023 ("Original ASX Announcements"). These announcements are available to view at the Company's website at [www.equatorialresources.com.au](http://www.equatorialresources.com.au). The Company confirms that: a) it is not aware of any new information or data that materially affects the information included in the Original ASX Announcements; b) all material assumptions included in the Original ASX Announcements continue to apply and have not materially changed; and c) the form and context in which the relevant Competent Persons' findings are presented in this report have not been materially changed from the Original ASX Announcements.

*This announcement has been authorised for release by the Company Secretary.*

For personal use only

## Appendix 5B

### Mining exploration entity or oil and gas exploration entity quarterly cash flow report

Name of entity

Equatorial Resources Limited

ABN

50 009 188 694

Quarter ended ("current quarter")

30 September 2024

Consolidated statement of cash flows		Current quarter \$A'000	Year to date (3 months) \$A'000
<b>1.</b>	<b>Cash flows from operating activities</b>		
1.1	Receipts from customers	-	-
1.2	Payments for		
	(a) exploration & evaluation	(25)	(25)
	(b) development	-	-
	(c) production	-	-
	(d) staff costs	(39)	(39)
	(e) administration and corporate costs	(131)	(131)
1.3	Dividends received (see note 3)		
1.4	Interest received	167	167
1.5	Interest and other costs of finance paid	-	-
1.6	Income taxes paid	-	-
1.7	Government grants and tax incentives	-	-
1.8	Other (provide details if material):		
	(a) Business development	(109)	(109)
	(b) Congo arbitration	-	-
<b>1.9</b>	<b>Net cash from / (used in) operating activities</b>	<b>(137)</b>	<b>(137)</b>

<b>2.</b>	<b>Cash flows from investing activities</b>		
2.1	Payments to acquire:		
	(a) entities	-	-
	(b) tenements	-	-
	(c) property, plant and equipment	-	-
	(d) exploration & evaluation	-	-
	(e) investments	-	-
	(f) other non-current assets	-	-



<b>Consolidated statement of cash flows</b>		<b>Current quarter \$A'000</b>	<b>Year to date (3 months) \$A'000</b>
2.2	Proceeds from the disposal of:		
	(a) entities	-	-
	(b) tenements	-	-
	(c) property, plant and equipment	-	-
	(d) investments	-	-
	(e) other non-current assets	-	-
2.3	Cash flows from loans to other entities	-	-
2.4	Dividends received (see note 3)	-	-
2.5	Other (provide details if material)	-	-
<b>2.6</b>	<b>Net cash from / (used in) investing activities</b>	<b>-</b>	<b>-</b>
<b>3.</b>	<b>Cash flows from financing activities</b>		
3.1	Proceeds from issues of equity securities (excluding convertible debt securities)	-	-
3.2	Proceeds from issue of convertible debt securities	-	-
3.3	Proceeds from exercise of options	-	-
3.4	Transaction costs related to issues of equity securities or convertible debt securities	-	-
3.5	Proceeds from borrowings	-	-
3.6	Repayment of borrowings	-	-
3.7	Transaction costs related to loans and borrowings	-	-
3.8	Dividends paid	-	-
3.9	Other (provide details if material)	-	-
<b>3.10</b>	<b>Net cash from / (used in) financing activities</b>	<b>-</b>	<b>-</b>
<b>4.</b>	<b>Net increase / (decrease) in cash and cash equivalents for the period</b>		
4.1	Cash and cash equivalents at beginning of period	13,817	13,817
4.2	Net cash from / (used in) operating activities (item 1.9 above)	(137)	(137)
4.3	Net cash from / (used in) investing activities (item 2.6 above)	-	-
4.4	Net cash from / (used in) financing activities (item 3.10 above)	-	-

<b>Consolidated statement of cash flows</b>		<b>Current quarter \$A'000</b>	<b>Year to date (3 months) \$A'000</b>
4.5	Effect of movement in exchange rates on cash held	-	-
<b>4.6</b>	<b>Cash and cash equivalents at end of period</b>	<b>13,680</b>	<b>13,680</b>

<b>5.</b>	<b>Reconciliation of cash and cash equivalents</b> at the end of the quarter (as shown in the consolidated statement of cash flows) to the related items in the accounts	<b>Current quarter \$A'000</b>	<b>Previous quarter \$A'000</b>
5.1	Bank balances	13,680	13,817
5.2	Call deposits	-	-
5.3	Bank overdrafts	-	-
5.4	Other (provide details)	-	-
<b>5.5</b>	<b>Cash and cash equivalents at end of quarter (should equal item 4.6 above)</b>	<b>13,680</b>	<b>13,817</b>

<b>6.</b>	<b>Payments to related parties of the entity and their associates</b>	<b>Current quarter \$A'000</b>
6.1	Aggregate amount of payments to related parties and their associates included in item 1	(123)
6.2	Aggregate amount of payments to related parties and their associates included in item 2	-

Note: if any amounts are shown in items 6.1 or 6.2, your quarterly activity report must include a description of, and an explanation for, such payments

<b>7.</b>	<b>Financing facilities</b> <i>Note: the term "facility" includes all forms of financing arrangements available to the entity. Add notes as necessary for an understanding of the sources of finance available to the entity.</i>	<b>Total facility amount at quarter end \$A'000</b>	<b>Amount drawn at quarter end \$A'000</b>
7.1	Loan facilities	-	-
7.2	Credit standby arrangements	-	-
7.3	Other (please specify)	-	-
7.4	<b>Total financing facilities</b>	-	-
7.5	<b>Unused financing facilities available at quarter end</b>		
7.6	Include in the box below a description of each facility above, including the lender, interest rate, maturity date and whether it is secured or unsecured. If any additional financing facilities have been entered into or are proposed to be entered into after quarter end, include a note providing details of those facilities as well.		
Not applicable			

<b>8.</b>	<b>Estimated cash available for future operating activities</b>	<b>\$A'000</b>
8.1	Net cash from / (used in) operating activities (Item 1.9)	(137)
8.2	Capitalised exploration & evaluation (Item 2.1(d))	-
8.3	Total relevant outgoings (Item 8.1 + Item 8.2)	(137)
8.4	Cash and cash equivalents at quarter end (Item 4.6)	13,680
8.5	Unused finance facilities available at quarter end (Item 7.5)	-
8.6	Total available funding (Item 8.4 + Item 8.5)	13,680
8.7	<b>Estimated quarters of funding available (Item 8.6 divided by Item 8.3)</b>	<b>100</b>

8.8 If Item 8.7 is less than 2 quarters, please provide answers to the following questions:

1. Does the entity expect that it will continue to have the current level of net operating cash flows for the time being and, if not, why not?

Not applicable

2. Has the entity taken any steps, or does it propose to take any steps, to raise further cash to fund its operations and, if so, what are those steps and how likely does it believe that they will be successful?

Not applicable

3. Does the entity expect to be able to continue its operations and to meet its business objectives and, if so, on what basis?

Not applicable

**Compliance statement**

- 1 This statement has been prepared in accordance with accounting standards and policies which comply with Listing Rule 19.11A.
- 2 This statement gives a true and fair view of the matters disclosed.

Date: 30 October 2024 .....

Authorised by: Company Secretary .....

(Name of body or officer authorising release – see note 4)

**Notes**

1. This quarterly cash flow report and the accompanying activity report provide a basis for informing the market about the entity's activities for the past quarter, how they have been financed and the effect this has had on its cash position. An entity that wishes to disclose additional information over and above the minimum required under the Listing Rules is encouraged to do so.
2. If this quarterly cash flow report has been prepared in accordance with Australian Accounting Standards, the definitions in, and provisions of, *AASB 6: Exploration for and Evaluation of Mineral Resources* and *AASB 107: Statement of Cash Flows* apply to this report. If this quarterly cash flow report has been prepared in accordance with other accounting standards agreed by ASX pursuant to Listing Rule 19.11A, the corresponding equivalent standards apply to this report.
3. Dividends received may be classified either as cash flows from operating activities or cash flows from investing activities, depending on the accounting policy of the entity.
4. If this report has been authorised for release to the market by your board of directors, you can insert here: "By the board". If it has been authorised for release to the market by a committee of your board of directors, you can insert here: "By the [name of board committee – eg Audit and Risk Committee]". If it has been authorised for release to the market by a disclosure committee, you can insert here: "By the Disclosure Committee".
5. If this report has been authorised for release to the market by your board of directors and you wish to hold yourself out as complying with recommendation 4.2 of the ASX Corporate Governance Council's *Corporate Governance Principles and Recommendations*, the board should have received a declaration from its CEO and CFO that, in their opinion, the financial records of the entity have been properly maintained, that this report complies with the appropriate accounting standards and gives a true and fair view of the cash flows of the entity, and that their opinion has been formed on the basis of a sound system of risk management and internal control which is operating effectively.