MAGNETITE MINES

For personal use only

Premium Iron Ore

... for steel sector decarbonisation

IMARC Conference 29 October 2024

Disclaimer

MAGNETITE MINES

For personal use only

IMPORTANT NOTICE

The purpose of this presentation is to provide general information about Magnetite Mines Limited ("MGT"). It is not recommended that any person makes any investment decision in relation to MGT based on this presentation. This presentation contains certain statements which may constitute "forward-looking statements". Such statements are only predictions and are subject to inherent risks and uncertainties which could cause actual values, results, performance or achievements to differ materially from those expressed, implied or projected in any forward-looking statements.

No representation or warranty, express or implied, is made by MGT that the material contained in this presentation will be achieved or prove to be correct. Except for statutory liability which cannot be excluded, each of MGT, its officers, employees and advisers expressly disclaims any responsibility for the accuracy or completeness of the material contained in this presentation and excludes all liability whatsoever (including in negligence) for any loss or damage which may be suffered by any person as a consequence of any information in this presentation or any error or omission therefrom. MGT accepts no responsibility to update any person regarding any inaccuracy, omission or change in information in this presentation or any other information made available to a person nor any obligation to furnish the person with any further information.

This presentation uses market data, industry forecasts and various projections obtained from industry reports and third-party commentary. There is no assurance that any of the projections or forward-looking statements contained in the third party reports or commentary will be achieved. The third party information is provided for illustrative and information purposes only and MGT has not independently verified any of the data used by the third parties. Estimates and industry forecasts and projections involve risks and uncertainties and are subject to change based on a number of factors, most of which are beyond the control of the Company

ADDITIONAL INFORMATION

This presentation should be read in conjunction with MGT's Annual Report at 30 June 2024 together with any announcements made by MGT in accordance with its continuous disclosure obligations arising under the Corporations Act 2001 (Cth). Any references to resources estimations should be read in conjunction with MGT's Mineral Resources statement for its magnetite projects at 9 June 2023 and subsequent releases to the Australian Securities Exchange as referenced.

MGT confirms that it is not aware of any new information or data that materially affects the information included in its ASX announcement made on 9 June 2023 and, in the case of estimates of mineral resources and ore reserves, that all material assumptions and technical parameters underpinning the estimates in the relevant market announcement continue to apply and have not materially changed. All amounts within this presentation are stated in Australian Dollars consistent with the functional currency of MGT, unless otherwise stated. Tables contained within this presentation may contain immaterial rounding differences.

All references used in this presentation are included on Slide 17.

ACKNOWLEDGEMENT OF COUNTRY

Magnetite Mines, our shareholders and our stakeholders acknowledge the Ngadjuri People as the Traditional Owners of the lands on which the Razorback Iron Ore Project is located. We respect their continuing custodianship of this Country, and their spiritual and cultural beliefs and practices.

Increasing global steel demand is a certainty

Steel is also critical to tackling climate change

MAGNETITE MINES

For personal use only

Steel is used in all aspects of the built environment

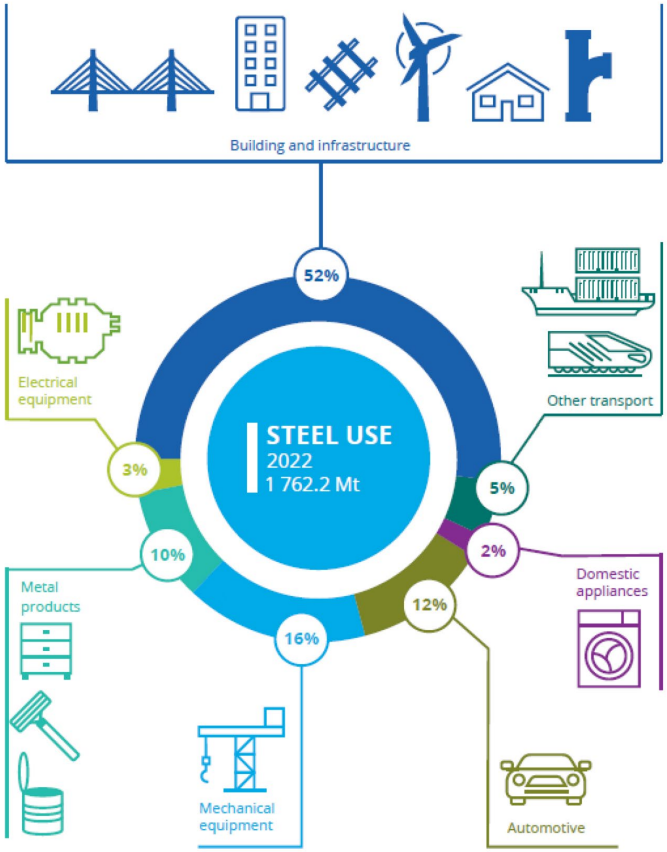

Source: World Steel Association

Production has doubled every 20 years since 1950 …

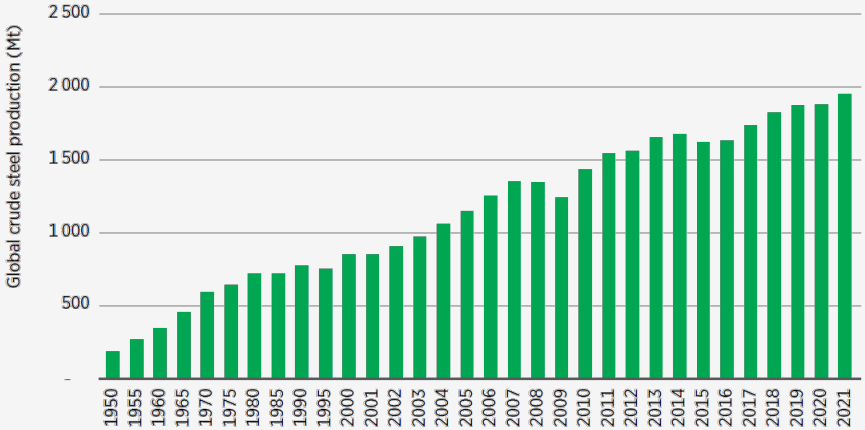

Source: World Steel Association

… and more steel is necessary for energy transition

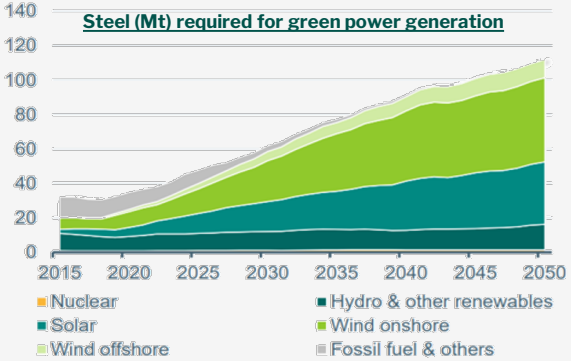

Source: Ben Ellis et al, 2022 Pathways to decarbonisation episode two: steelmaking technology

Challenging steel decarbonisation targets have been set

Steel industry now committed and making transition investment decisions

MAGNETITE MINES

For personal use only

Steel industry produces 8% of global carbon emissions

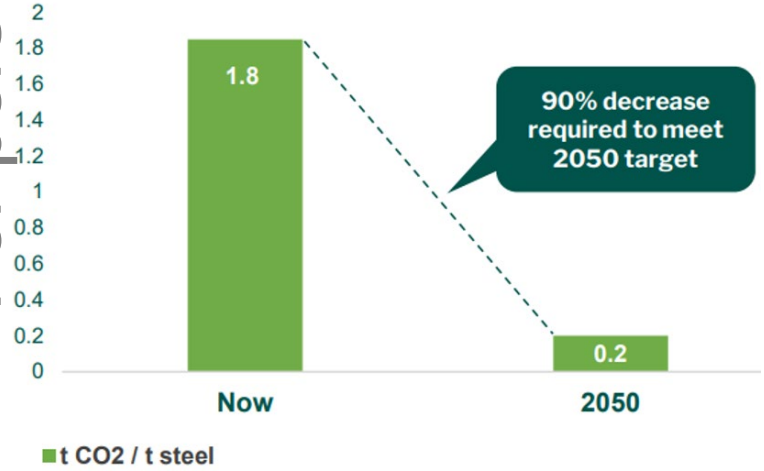

Source: World Economic Forum, Steel industry net-zero tracker

Major steel producer carbon reduction targets

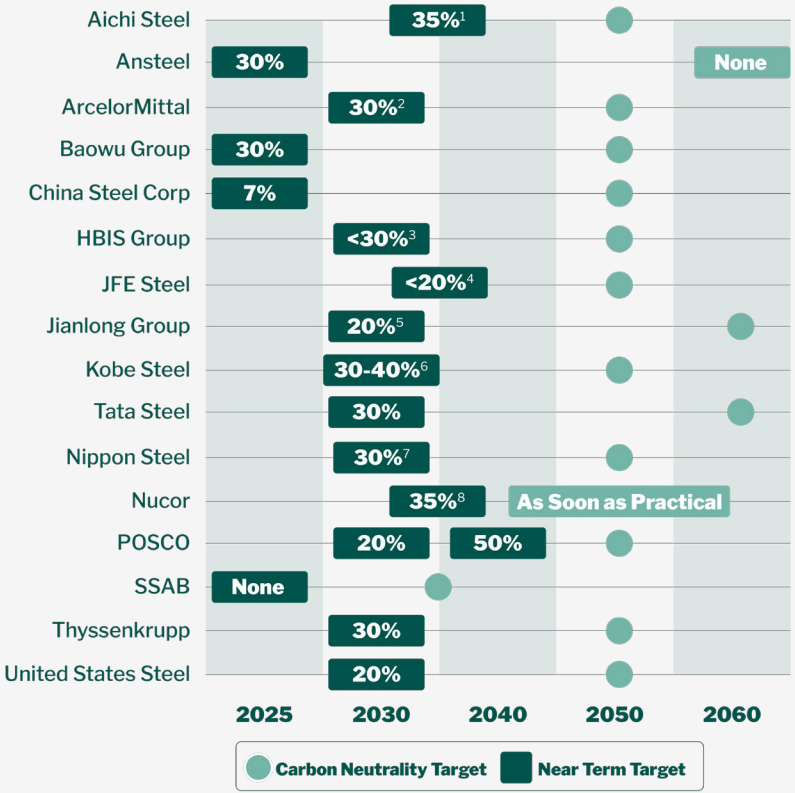

Source: Company filings 1. by 2030 compared to 2013 levels | 2. by 2030 over 2018 | 3. by FY2030 compared to 2022 | 4. by FY2030 compared to FY2013 5. lower by 2033 | 6. by 2030 from 2013 levels | 7. by 2030 compared to 2013 levels | 8. by 2030 using 2015 baseline

The transition away from coal has commenced

Razorback to supply high-grade, low-impurity iron ore for replacement technologies

MAGNETITE MINES

For personal use only

Coal-using blast furnaces replacement to EAFs has commenced and forecast to accelerate

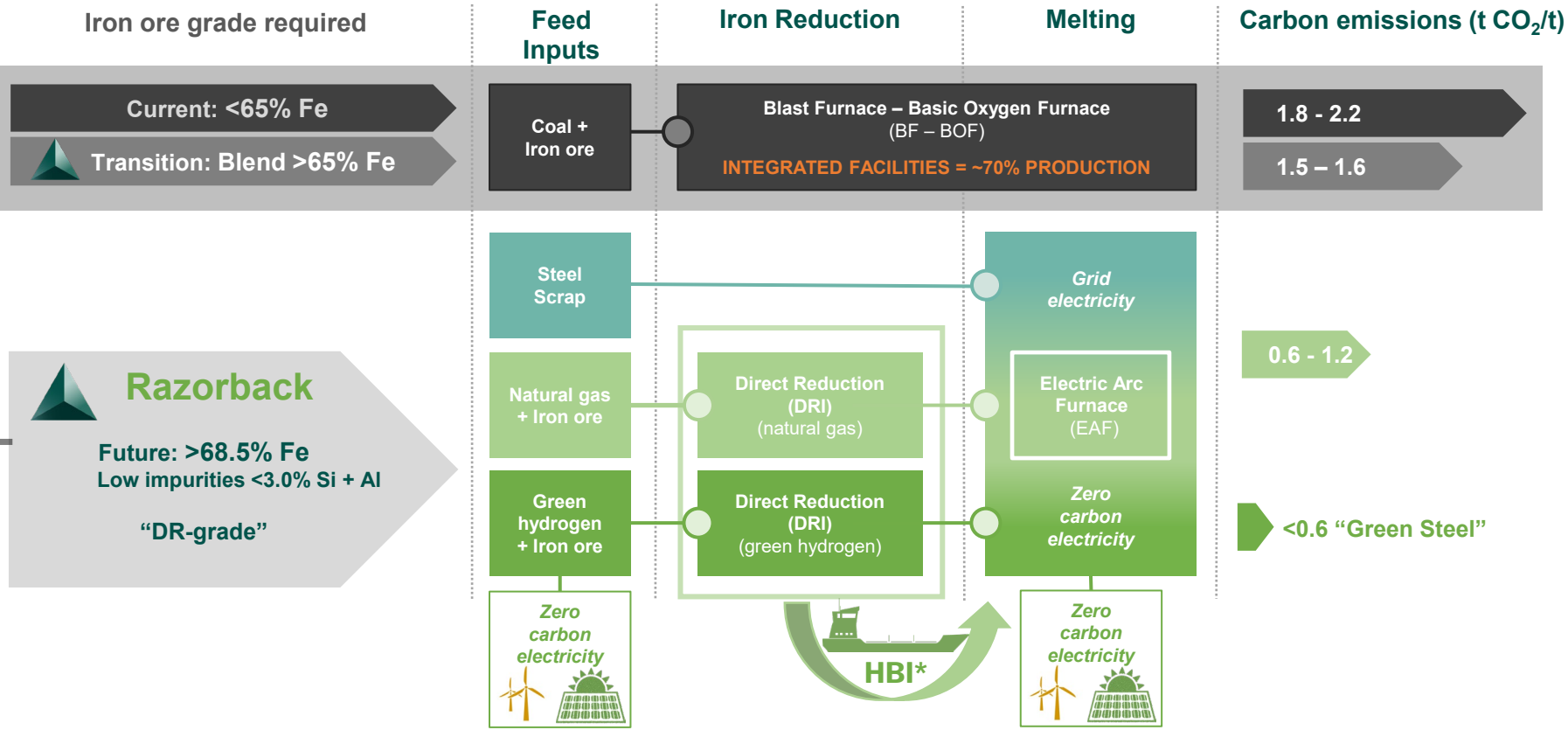

*Hot Briquetted Iron (HBI) is a transportable form of direct reduced iron

New premium-grade iron ore supply critical to transition

Razorback Project positioned to meet urgent new demand

MAGNETITE MINES

For personal use only

Razorback >68% Fe concentrates positioned in DR-grade range*

Exported Iron Ore – Fe Grade Comparison

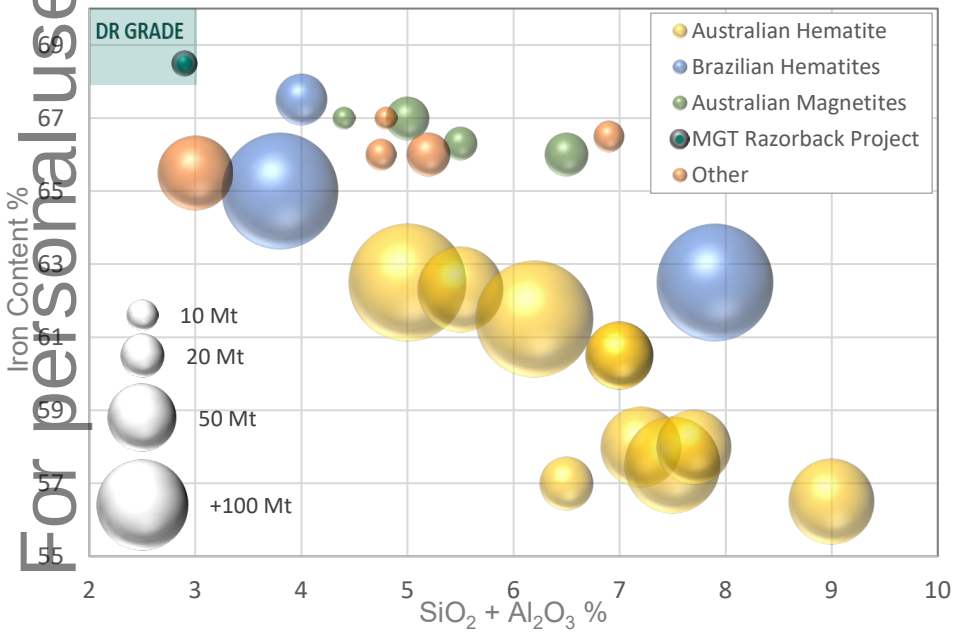

Source: Dazmin Consulting

* Initial Razorback Project production phase target concentrate specification, subject to further testwork

High-grade iron ore demand-supply gap to increase

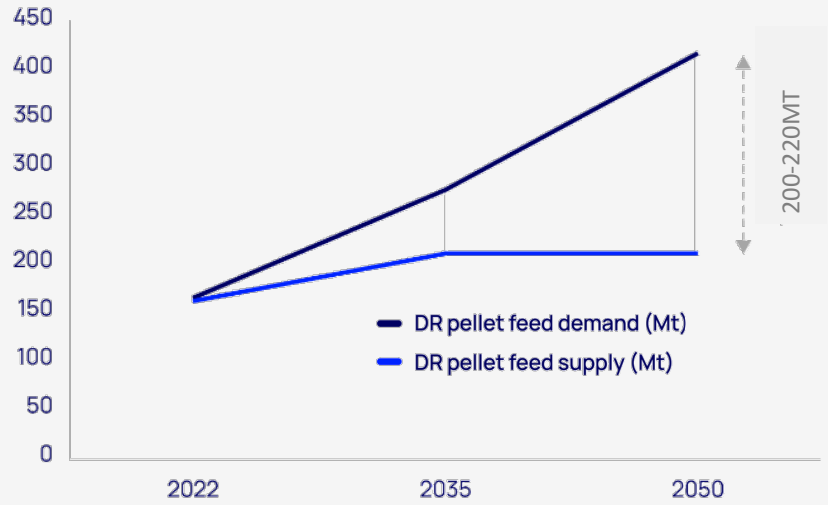

Source: Wood Mackenzie, "Metalmorphosis": How decarbonisation is transforming the iron and steel industry (Oct 23)

Australia is now recognising the green iron opportunity

Realising the economic advantage of Australia's world-leading renewables

MAGNETITE MINES

For personal use only

"The Malinauskas Labor Government will officially begin its search for partners to kickstart South Australia's Green Iron and Steel industry, cementing the state's position as a green iron powerhouse[3]."

Peter Malinauskas MP
Premier of South Australia
27 February 2024

"The Australian Government has identified green metals as a priority industry for a Future Made in Australia, specifically production of low emissions iron, steel, alumina and aluminum[4]."

Ed Husic MP
Australian Federal Industry Minister
31 May 2024

SOUTH AUSTRALIA

Australian Government

The South Australia advantage

SA is leading the way to a future green iron economy

MAGNETITE MINES

For personal use only

Attracting international investment

Magnetite +

Renewable Energy +

Green Hydrogen

- ✓ **Tier 1, geopolitically stable location**
- ✓ **Access to labour markets**
- ✓ **Abundant magnetite resources**
- ✓ **100% renewable energy on grid by 2027**
- ✓ **SA Government commenced Green Iron EOI process**

Value adding

Australia's opportunity can be realised through collaboration and investment in green iron hubs

Iron Ore Export

Exporting Razorback DR Grade Concentrates

01

Pellet Plant

Exporting Razorback DR pellets

02

HBI Plant +H_2

Exporting HBI 'Green Iron'

03

Razorback DR-grade ore essential supply to each step in the value chain

Green Iron SA consortium formed

Accelerating South Australia's Green Iron opportunity

MAGNETITE MINES

For personal use only

GREEN IRON SA

Green Iron SA plans to transform the strategic location of Port Pirie into a green iron production & export hub[5]

MAGNETITE MINES

- Development of the Razorback Iron Ore Project
- Delivery of 5Mtpa – DR-Grade iron concentrates

GHD

- Project management and engineering services
- Technical and economic feasibility assessments

Flinders Port Holdings

- Port handling and logistics
- Port and supporting infrastructure development

AURIZON

- Rail operations, handling and logistics
- Rail and supporting infrastructure development

Razorback: Expansive, soft, outcropping iron ore

South Australia's Braemar Iron Formation – a globally significant magnetite province

MAGNETITE MINES

For personal use only

The Braemar advantage

- **Outcropping** ore: very low strip ratio
- Siltstone-hosted iron ore, not BIF*
- **Soft** relative to WA magnetite ores
- Concentrates to premium grade iron ore
- **Undeveloped**, low intensity pastoral country

6 Billion Tonnes in Resources

- **2,000km²** total iron ore tenements
- **110km** strike length
- **4.5Bt** Razorback Resource[6,a] (JORC 2012 Indicated & Inferred)
- **1.5Bt** Muster Dam Resource[7] (JORC 2012 Inferred)

2 Billion Tonnes in Reserves

- **2.0Bt** Razorback Ore Reserves[8] (JORC 2012 Probable)

All 50km from open-access rail

*BIF: Banded Iron Formation, common host geology for West Australian magnetite deposits
a. Combined Razorback, Iron Peak & Ironback Hill Mineral Resource Estimates

Outstanding project location in the undeveloped Braemar

Close to potential future green iron hubs at Whyalla & Port Pirie

MAGNETITE MINES

For personal use only

Adelaide
240km

Open-access rail
~50km

Whyalla Port
315km



Port Pirie
180km

Grid Power
100% renewable by 2027
~125km

Positive Razorback Project Optimisation Study economics

Results leading to larger scale production and staged expansion strategy

MAGNETITE MINES

For personal use only

Staged development pathway manages risk

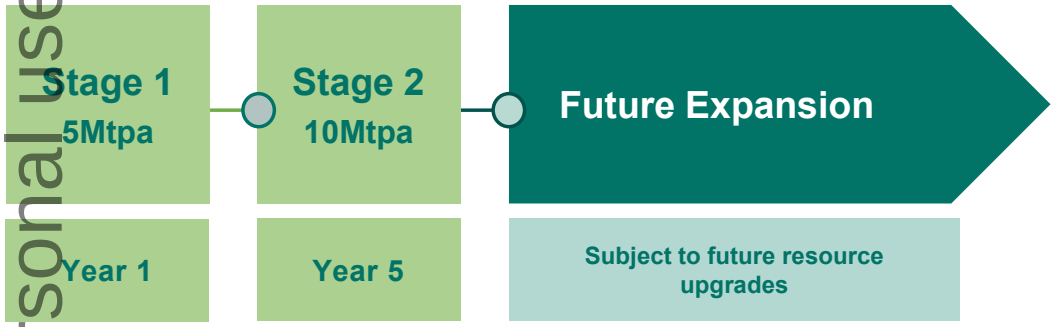

Respected consulting partners

HATCH GHD AMC consultants ecological AUSTRALIA A TETRA TECH COMPANY

Key project metrics[9]

Physical Metrics	Unit	Base Case	Expansion Option
Concentrate production rate	dry Mtpa	5	10
Life of mine	Years	91	39
Mining rate (first 10 years)	Mtpa	57	91
LOM strip ratio	t:t	0.35	0.35
Nominal plant feed at scale	Mtpa	25	67
Financial Metrics	**Unit**	**Base Case**	**Expansion Option**
Value-in-use price premium [a]	US$/t	41	41
Value-in-use operating cost (62% Fe eq.) [b]	US$/t	46 – 55	39 – 48
Pre-production capital [c]	US$B	1.0 – 1.3	2.3 – 2.8

a. Value-in-use price premium is the forecast 2027 quality adjustment premium over and above the 62% iron ore index reference price as calculated by Wood Mackenzie for Razorback Project concentrate specification.
b. Value-in-use operating cost (62% Fe eq.) represents the total operating cost per tonne of concentrate produced for the first ten years of operations at scale, inclusive of freight, royalties, lease costs and sustaining capital, with the value-in-use price premium (see a. above) subtracted, enabling direct comparison with the benchmark 62% iron ore index reference price.
c. Pre-production capital represents the capital expenditure required to achieve production. For the Expansion Option, pre-production capital is the combined total for both initial and expanded production stages.

Razorback Project economics globally competitive

Highly-competitive cost base on a standardised basis

MAGNETITE MINES

For personal use only

Wood Mackenzie 2027 VIU-adjusted (62% Fe eq.) cost curve (US$/t)[a,b]

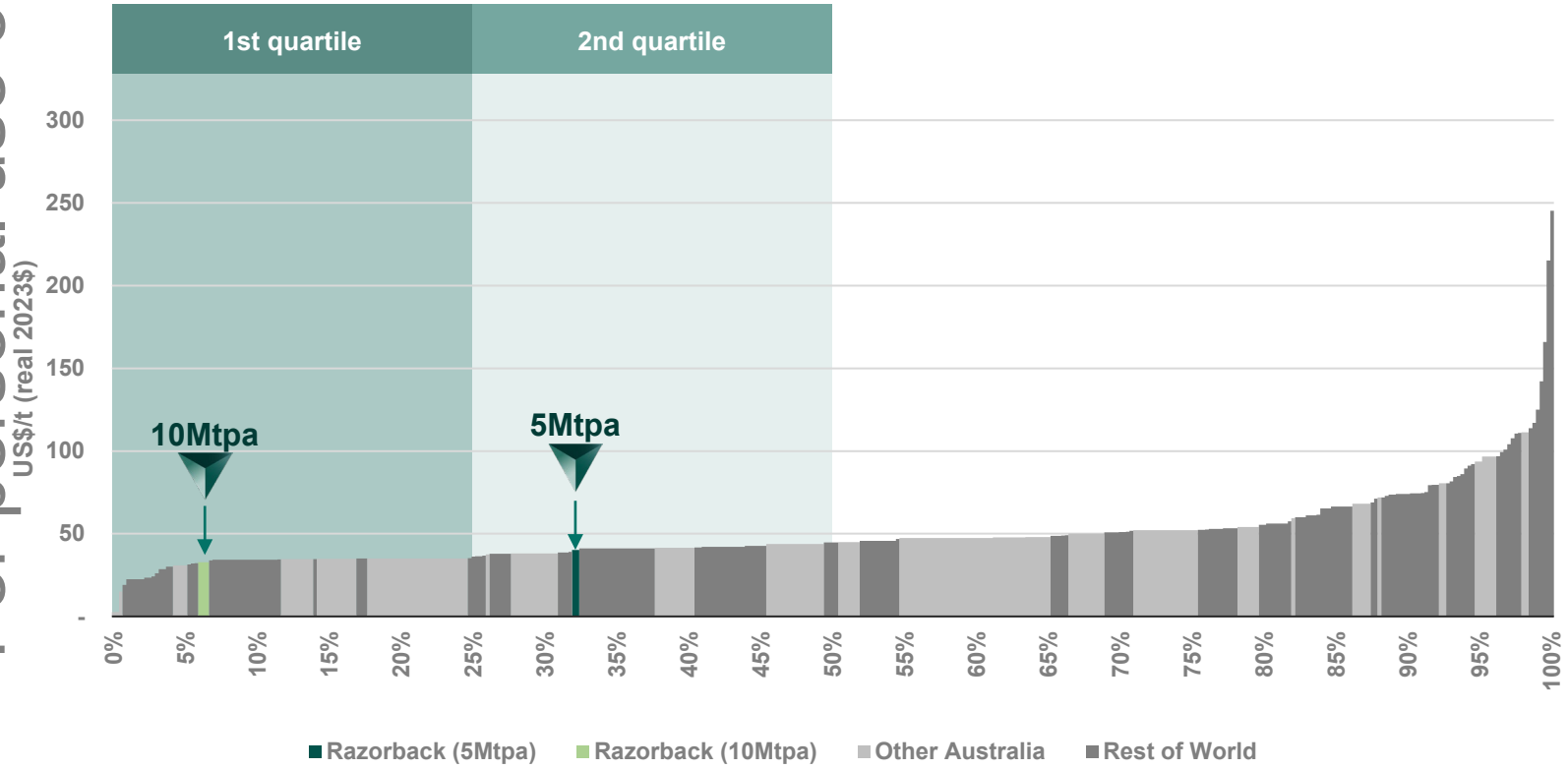

Wood Mackenzie

a) Adjusts cost base for product premium or discount based on grade / specification relative to 62% Fe index
b) Operating costs per Iron Peak Strengthens Razorback Project Economics ASX Release June 9, 2023

Razorback Project financing approach

Joint venture with motivated offtakers

MAGNETITE MINES

For personal use only

Joint Ventures (JV)

- Well-proven model for big Australian iron ore projects over many decades
- Shares capital burden and project risk amongst the parties
- Enables access to low-cost capital, reducing dilution to MGT shareholders

UNINCORPORATED JOINT VENTURE (JV)

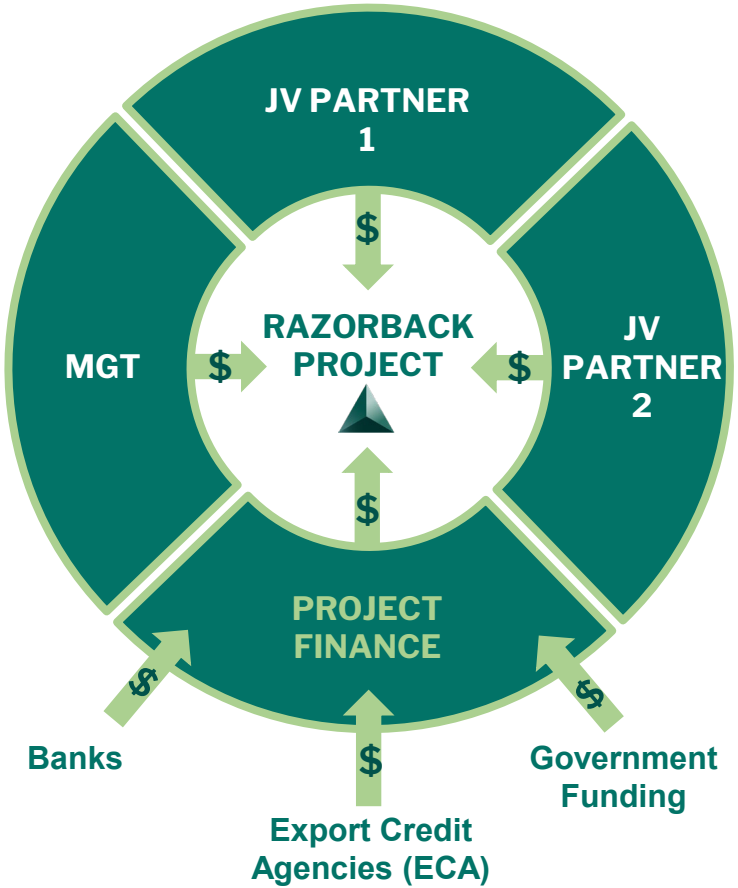

Potential partners

- World-class asset has attracted global steel industry players
- **JFE Shoji Heads of Agreement** signed July 2024[10]
- Assessment in progress:
  - Virtual data room access
  - Site visits
  - Due diligence
  - Ongoing discussions

Corporate overview (ASX:MGT)

Recent corporate transformation in readiness to develop project

MAGNETITE MINES

For personal use only

Market Cap

$21M

(Share price $0.18 at 1 Oct 2024)

Cash

$1.2M

(30 Jun 2024)

Shares on Issue: 115.35M

Top 20 (excl B &M)	30.17%
Board & Management:	5.5%
Other shareholders:	64.33%

Listed Options: 27.47M

Unlisted Options: 6.5M

Board

Paul White Chair of the Board

MBA, MAICD

- Background of driving organisational performance
- Former CEO of ASX-listed Brisbane Broncos
- Executive experience with Anglo American and Xstrata

Simon Wandke Non-executive Director

BA Psych Mkt (Comm), GDip Corp Finance

- 40+ years mining and minerals industry experience
- Highly accomplished C-suite leader
- Former EVP and Global CEO of ArcelorMittal Mining

Jim McKerlie Non-executive Director

BA Economics (Hons), Dip Fin Mgt, FCA, FAICD

- International CEO and public company director
- Chaired four IPOs, deep experience in tech. / energy sectors
- Former Chair of Drillsearch and Beach Energy

Peter Schubert Non-executive Director

- Track record of developing resources sector businesses
- Magnetite Mines Executive Chairman Sep-18 to May-22
- Magnetite Mines Interim CEO Mar-21 to May-22

Dr Carmen Letton Non-executive Director

BA Min.Eng (Hons), PhD, Mineral Economics, MAusIMM

- 35+ years' global mining experience
- Former head of asset strategy development at Anglo American
- Previous senior roles at BHP, Rio Tinto, Newmont and Newcrest

Management

Tim Dobson Managing Director

BAppSc (Ext.Metallurgy), GAICD, FAusIMM

- 35 years extensive international mining experience
- Track record of operating and transforming major projects
- ASX CEO & international senior executive leadership roles

Simon Smith Chief Financial Officer

BCom, Accounting & Finance, CA

- CFO with 30+ years international experience
- Led equity and debt capital raisings of over A$500 million
- Oversaw $340m project financing of Woodlawn Zn Cu Mine

Gemma Brosnan Director, External Affairs

BA Journalism (Hons), DipInvRel (AIRA)

- Corporate communications and investor relations professional
- 20+ years extensive experience in UK & Australia.
- Commenced career as journalist with London Evening Standard.

Trevor Thomas Director, Studies

MEarthSci (Hons), MAIG, MAusIMM

- 14 years exploration & resource development geologist
- Lead for project management of all technical & feasibility studies
- Delivered Razorback Maiden Ore Reserve; acquired Muster Dam

Allan Kane Director, Sustainability

BEnvMgmt (Hons), GradCert ProjMgmt, MAusIMM

- 15 years broad resources sector experience
- Lead for sustainability and corporate ESG framework
- Previous roles with SA Department for Energy and Mining

MAGNETITE MINES

Magnetite Mines

personal use only

Decarbonisation Tailwind

- Premium-grade iron ore needed now to enable decarbonised 'green' iron & steelmaking
- State/federal governments now assessing new green iron industry opportunity

Outstanding Project Credentials

- Tier 1 location
- Close to port & rail
- 6 billion tonnes in Resources[6,7,8]
- 2 billion tonnes in Ore Reserves[6]

Progressing to Development

- Partnering in progress
- Experienced Board & management in place
- Progressing through Definitive Feasibility Study

Substantial re-rating potential

- Project set for long life cash generation
- Very low MGT market cap relative to project value
- Project milestones ahead should close the gap

ASX:MGT

For personal use only

References

1. World Steel Association – 18/05/2023 – World Steel in figures 2023
2. Metalmorphosis: How decarbonisation is transforming the iron and steel industry | Wood Mackenzie
3. https://www.premier.sa.gov.au/media-releases/news-items/global-call-to-arms-for-sas-push-to-decarbonise-iron
4. Unlocking green metals opportunities for a Future Made in Australia: consultation paper - Consult hub (industry.gov.au)
5. ASX Announcement – 22/10/24 - Green Iron SA alliance launched for Green Iron revolution
6. ASX Announcement – 09/02/23 – Iron Peak Mineral Resource Significantly Improved
7. ASX Announcement – 03/11/22 - Muster Dam Mineral Resource Estimate
8. ASX Announcement – 09/06/23 - Iron Peak Deposit Maiden Ore Reserve
9. ASX Announcement – 09/06/23 - Iron Peak Strengthens Razorback Project Economics
10. ASX Announcement – 08/07/24 - Agreement signed with JFE Shoji to fund DFS

For personal use only

MAGNETITE MINES

Contact

gemma.brosnan@magnetitemines.com
+61 8 8427 0516
www.magnetitemines.com

Appendix 1
Mineral Resources and Reserves[1,3]

MAGNETITE MINES

For personal use only

Razorback Iron Ore Project (Razorback & Iron Peak deposits combined)[a]

Classification	Tonnes (Mt)	Mass Rec %	Fe %	SiO_2 %	Al_2O_3 %	P %	LOI %	Magnetite %
Indicated	1,675	15.95	18.36	48.02	8.06	0.18	5.46	15
Inferred	1,570	16.09	17.74	48.6	8.23	0.18	5.53	15.6
Sub-total	**3,245**	**16.02**	**18.06**	**48.3**	**8.15**	**0.18**	**5.49**	**15.3**

Results presented at 11% eDTR cutoff

Ironback Hill*[b]

Classification	Tonnes (Mt)	Mass Rec %	Fe %	SiO_2 %	Al_2O_3 %	P %	LOI %	Magnetite %
Inferred	1,187	-	23.2	44.4	7.2	0.21	5.4	12.9

No cut-off applied to results

Muster Dam Iron Ore Project*[c]

Classification	Tonnes (Mt)	Mass Rec %	Fe %	SiO_2 %	Al_2O_3 %	P %	LOI %	Magnetite %
Inferred	1,550	15.2	18.7	49.6	8.8	0.2	2.8	-

Results presented at 10% eDTR cutoff

Combined Mineral Resource Estimate

Classification	Tonnes (Mt)	Mass Rec %	Fe %	SiO_2 %	Al_2O_3 %	P %	LOI %	Magnetite %
Inferred and Indicated	5,982	-	19.4	48.1	8.2	0.2	4.8	-

Results presented as weighted averages of items A, B and C

Razorback Iron Ore Project Ore Reserve*

Classification	Ore (Mt)	Mass Rec %	Concentrate
Probable	1,977	14.6	68.5

Ore Reserves are a sub-set of Razorback Iron Ore Project Indicated Mineral Resource Estimate.*The Company confirms that it is not aware of any new information or data that materially affects the information included in the original market announcements below, and in the case of estimates of Mineral Resources and Ore Reserves, that all material assumptions and technical parameters underpinning the estimates in the relevant market announcements continue to apply and have not materially changed. The Company confirms that the form and context in which the Competent Person's findings are presented have not been materially modified from the original market announcements. Tonnages and grades presented above are estimates of in-situ rock characteristics.