
QUARTERLY ACTIVITIES REPORT FOR THE PERIOD ENDED 30 SEPTEMBER 2024

Exploration

- Results received from 11 Air Core drill holes for 1,170m completed to further evaluate strike extensions to base metal and manganese anomalism returned from previous drilling at the McLean Well prospect.
- Significant mineralisation returned from the drilling is located approximately 800m along strike to the northeast from previously intersected mineralisation within MCAC0004¹ and includes a maximum result of:
35m @ 8.9% Mn from 105m including 4m @ 16.1% Mn from 110m (MCAC0015)²
- Mineralisation remains open to the northeast for approximately 6 kilometres.
- Base metal and manganese mineralisation intersected over 1.6km to date at McLean Well prospect and remains open along strike to the northeast for approximately 5 kilometres.
- Further drilling recommended at McLean Well prospect to further define mineralisation intersected to date and to extend mineralised trend further along strike.
- Auris continues to strategically advance high-quality targets within the Bryah Basin while also assessing new complementary project opportunities.

Corporate

- Cash balance at 30 September 2024 of ~\$1.5M.

Gold and base metals explorer **Auris Minerals Limited** (“Auris” or “the Company”) (ASX: AUR) is pleased to provide its Quarterly Activities Report for the quarter ended 30 September 2024.

Commenting on the September quarter, Auris Managing Director, Mike Hendriks said:

“We are pleased to report a maximum result of 35 m @ 8.9% Mn from 105m including 4m @ 16.1% Mn from 110m (MCAC0015)². This was returned from drilling located approximately 800m along strike to the northeast from previously intersected mineralisation within MCAC0004. Further drilling is recommended at McLean Well to further define mineralisation intersected to date and to extend the mineralised trend further along strike to the northeast.”

Auris continues to evaluate high-quality targets at Morck Well and Forrest to determine how best extract value from these projects. We continue to evaluate new opportunities which would be a value add to the Company’s tenement portfolio”

¹- Refer ASX announcement 8 August 2023

²- Refer ASX announcement 4 September 2024

Company Overview

Auris is exploring for base metals and gold in the Bryah Basin of Western Australia. Auris has consolidated a tenement portfolio of 285km², which is divided into three well-defined project areas: Forrest, Doolgunna and Morck Well, (Figure 1).

Auris manages exploration on all tenements, including those that are subject to arrangements with third parties.

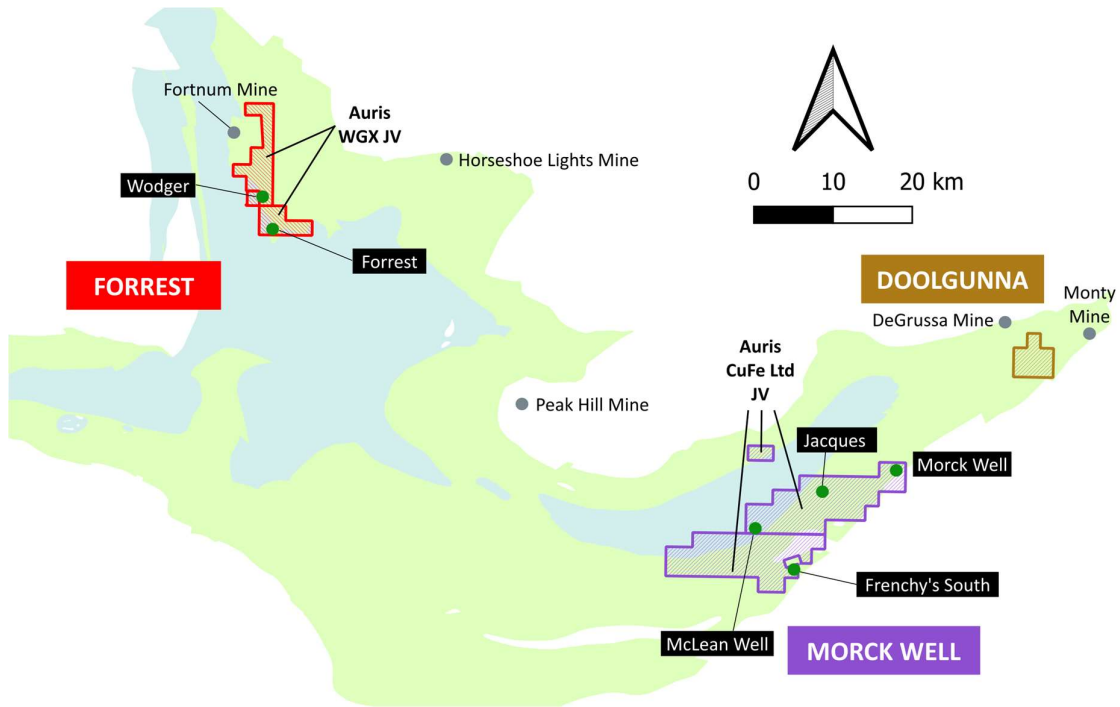


Figure 1: Auris' copper-gold exploration tenement portfolio, with Westgold (WGX) and CuFe Ltd JV areas indicated (as of 30 September 2024)

Notes:

- The Forrest Project tenements E52/1659 and E52/1671 have the following outside interests:
 - Auris 80%; Westgold Resources Ltd 20% (ASX:WGX). Westgold Resources Ltd interest is free carried until a Decision to Mine
 - Westgold Resources Ltd own the gold rights over the Auris interest.
- The Morck Well Project tenements E51/1033 and E52/1672 have the following outside interests:
 - Auris 80%; CuFe Ltd 20% (ASX:CUF). CuFe Ltd interest is free carried until a Decision to Mine

EXPLORATION

1. MORCK WELL PROJECT (80% AUR, 20% CUF)

The Morck Well Project is located 22km to the south-west of Sandfire's DeGrussa Copper Plant and 8km along strike from Sandfire's Old Highway gold deposit in Western Australia.

During the quarter all results were received from follow-up air core drilling completed during August 2024.

The completed drilling comprised 11 Air Core drill holes for 1,170 metres, and were undertaken to further evaluate strike extensions to base metal and manganese anomalism returned from previous drilling at the McLean Well prospect.

Previous drilling by Auris in 2023 intersected maximum intercepts of **5 metres at 1.46% Pb from 58 metres, 5 metres at 1.79% Zn from 76 metres including 1 metre at 4.10% Zn from 78 metres and 8 metres at 22.3% Mn from 66 metres** within broader zones of manganese and zinc anomalism of 74m @ 12.9% Mn from 49m and 35m @1.05% Zn from 64m (MCAC0004)¹. The intersected base metal and manganese mineralisation is interpreted to be located within the supergene enrichment zone within the weathering profile.

All significant base metal and manganese results from the recent air core drilling are listed below, (Table 1).

**Table 1- McLean Well Air Core Drilling
Significant (≥5% Mn) Intersections² – August 2024**

Hole ID	From (m)	To (m)	Interval (m)	Intersection				
				Mn (%)	Cu (ppm)	Pb (ppm)	Zn (ppm)	Au (ppm)
MCAC0014	47	49	2	7.6	1095	10.6	1177	<0.01
MCAC0015 incl	105	140	35	8.9	82	53	1030	<0.01
	110	114	4	16.1	98	35	2822	<0.01

Drilling intersected a maximum intersection of **35 metres at 8.9% Mn from 105 metres including 4 metres at 16.1% Mn from 110 metres** within drill hole MCAC0015², located approximately 800m along strike from previously intersected mineralisation within MCAC0004. Base metal and manganese mineralisation interested to date, is associated with an interpreted contact between hematitic shales and sericitic shales of the Millidie Formation of the Padbury Group.

The most eastern drill line of the recent program could not be effectively completed as the interpreted mineralised contact is interpreted to trend further south than initial interpretations. Unfortunately, the drill program could not be adjusted to test the new interpretation, as drill positions over the contact on the drill line were inhibited by dense vegetation.

Further drilling is recommended at McLean Well to further define mineralisation intersected to date and to extend the mineralised trend further along strike to the northeast.

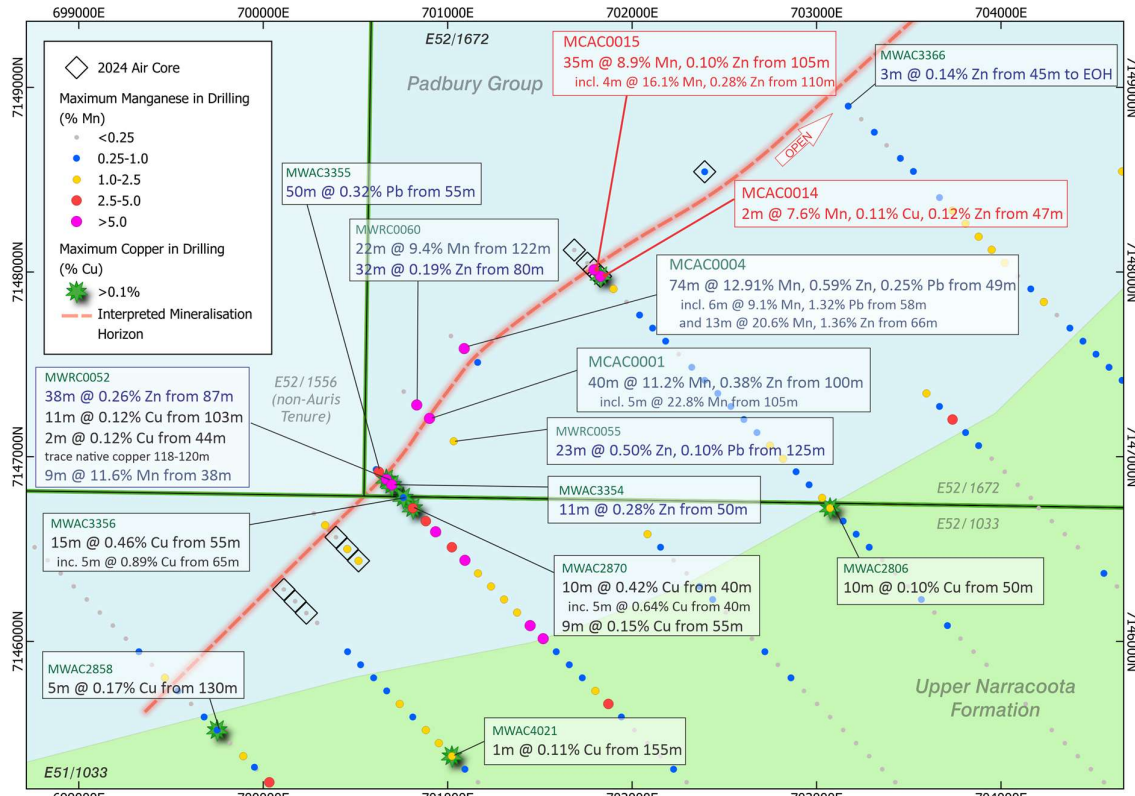


Figure 2: Drilling Summary Plan – Maximum Mn in Drilling, McLean Well Prospect

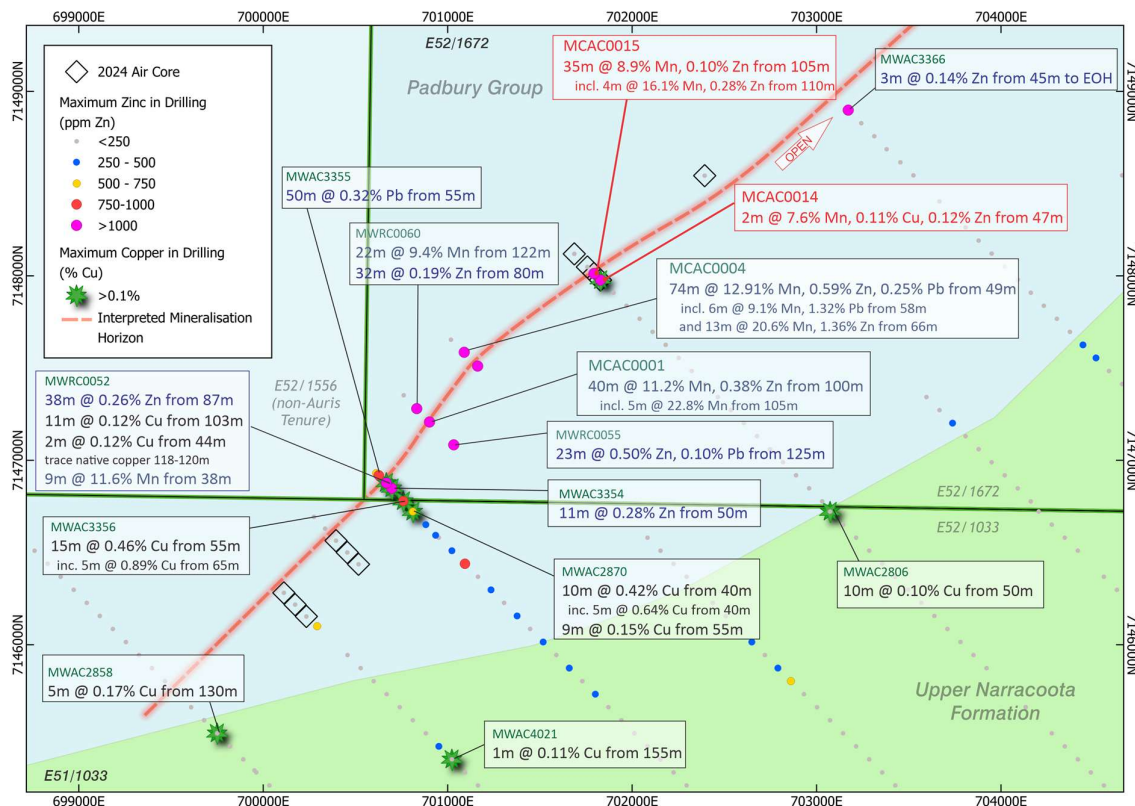


Figure 3: Drilling Summary Plan – Maximum Zn in Drilling, McLean Well Prospect

For personal use only

2. CORPORATE SUMMARY

Cash position

The Company had a cash position of ~\$1.5M at 30 September 2024.

Details of mining exploration activities

Details of exploration activities during the quarter are set out above.

The \$163,000 amount of exploration and evaluation expenditure expensed and capitalised is comprised of expenditure relating to geological staff salaries, tenement administration and maintenance, project evaluation, Air Core drilling and assaying.

Details of mining production and development activities

No production and development activities were undertaken during the quarter.

Details of tenement activities

Application for extension of term for E52/1672 for a further 1 year was granted on 13 September 2024.

Application for extension of term for E51/1033 for a further 1 year was granted on 13 September 2024.

Details of related party payments

The aggregate amount of payments to related parties and their associates included in the current quarter Cash flows from operating activities was \$52,000, comprising Directors fees and superannuation.

This release is authorised by the Board.

-ENDS-

For Further information please contact:

Mike Hendriks
M: +61 419 920 287
Managing Director

Competent Person's Statement

Information in this announcement that relates to exploration results is based on and fairly represents information and supporting documentation prepared and compiled by Mr Matthew Svensson, who is a Member of the Australian Institute of Geoscientists. Mr Svensson is Exploration Manager for Auris Minerals Limited. Mr Svensson has sufficient experience, which is relevant to the style of mineralisation and type of deposit under consideration, and to the activity which he is undertaking to qualify as a Competent Person, as defined in the 2012 Edition of the Australasian Code for Reporting Exploration Results, Mineral Resources and Ore Reserves. Mr Svensson consents to the inclusion in the announcement of the matters based on this information in the form and context in which it appears.

No New Information

Except where explicitly stated, this announcement contains references to prior exploration results and Mineral Resource estimates, all of which have been cross-referenced to previous market announcements made by the Company. The Company confirms that it is not aware of any new information or data that materially affects the information included in the relevant market announcements and, in the case of estimates of Mineral Resources that all material assumptions and technical parameters underpinning the results and/or estimates in the relevant market announcement continue to apply and have not materially changed.

Forward Looking Statements

This announcement has been prepared by Auris Minerals Limited. This document contains background information about Auris Minerals Limited and its related entities current at the date of this announcement. This is in summary form and does not purport to be all inclusive or complete. Recipients should conduct their own investigations and perform their own analysis in order to satisfy themselves as to the accuracy and completeness of the information, statements and opinions contained in this announcement. This announcement is for information purposes only. Neither this document nor the information contained in it constitutes an offer, invitation, solicitation or recommendation in relation to the purchase or sale of shares in any jurisdiction.

This announcement may not be distributed in any jurisdiction except in accordance with the legal requirements applicable in such jurisdiction. Recipients should inform themselves of the restrictions that apply in their own jurisdiction. A failure to do so may result in a violation of securities laws in such jurisdiction. This document does not constitute investment advice and has been prepared without taking into account the recipient's investment objectives, financial circumstances or particular needs and the opinions and recommendations in this representation are not intended to represent recommendations of particular investments to particular investments to particular persons. Recipients should seek professional advice when deciding if an investment is appropriate. All securities transactions involve risks, which include (among others) the risk of adverse or unanticipated market, financial or political developments.

No responsibility for any errors or omissions from this document arising out of negligence or otherwise is accepted. This document does include forward-looking statements. Forward-looking statements are only predictions and are subject to risks, uncertainties and assumptions which are outside the control of Auris Minerals Limited. Actual values, results, outcomes or events may be materially different to those expressed or implied in this announcement. Given these uncertainties, recipients are cautioned not to place reliance on forward-looking statements.

Any forward-looking statements in this announcement speak only at the date of issue of this announcement. Subject to any continuing obligations under applicable law and ASX Listing Rules, Auris Minerals Limited does not undertake any obligation to update or revise any information or any of the forward-looking statements in this document or any changes in events, conditions or circumstances on which any such forward-looking statement is based.

Table 2: Schedule of Mining Tenements as at 30 September 2024

Tenement Number	Registered Holder	Date Granted	Area Graticular Blocks (bk)	Area Sq km	Note
Doolgunna Project					
E52/2438	Auris Minerals Limited	11/02/2010	7bk	21.68	1
Morck Well Project					
E51/1033	Auris Exploration Pty Ltd 80%; Jackson Minerals Pty Ltd 20%	22/09/2005	33bk	100.77	2
E52/1672	Auris Exploration Pty Ltd 80%; Jackson Minerals Pty Ltd 20%	22/09/2005	35bk	108.02	2
Forrest Project					
E52/1659	Auris Exploration Pty Ltd 80% Aragon Resources Pty Ltd 20%	27/01/2004	13bk	34.09	3,4
E52/1671	Auris Exploration Pty Ltd 80% Aragon Resources Pty Ltd 20%	23/11/2004	7bk	21.43	3,4
Notes:					
Auris Exploration Pty Ltd (AE) is a wholly owned subsidiary of Auris Minerals Limited.					
1. Ascidian Prospecting Pty Ltd hold a 1% gross revenue royalty from the sale of all minerals.					
2. Peak Hill Sale Agreement: AE 80%, Jackson Minerals Pty Ltd 20% & free carried to a decision to mine.					
3. Westgold Resources Limited owns gold mineral rights over the AE interest.					
4. AE 80%, Westgold Resources Limited 20% & free carried to a decision to mine					

Appendix 5B

Mining exploration entity or oil and gas exploration entity quarterly cash flow report

Name of entity

Auris Minerals Ltd

ABN

79 085 806 284

Quarter ended ("current quarter")

30 SEPTEMBER 2024

Consolidated statement of cash flows	Current quarter \$A'000	Year to date (3 months) \$A'000
1. Cash flows from operating activities		
1.1 Receipts from customers	-	-
1.2 Payments for		
(a) exploration & evaluation (if expensed)	(19)	(19)
(b) development	-	-
(c) production	-	-
(d) staff costs	(52)	(52)
(e) administration and corporate costs	(113)	(113)
1.3 Dividends received (see note 3)	-	-
1.4 Interest received	23	23
1.5 Interest and other costs of finance paid	-	-
1.6 Income taxes paid	-	-
1.7 Government grants and tax incentives	-	-
1.8 Lease and other income	2	2
1.9 Net cash from / (used in) operating activities	(159)	(159)
2. Cash flows from investing activities		
2.1 Payments to acquire:		
(a) entities	-	-
(b) tenements	-	-
(c) property, plant and equipment	-	-
(d) exploration & evaluation	(144)	(144)
(e) investments	-	-
(f) other non-current assets	-	-

Consolidated statement of cash flows		Current quarter \$A'000	Year to date (3 months) \$A'000
2.2	Proceeds from the disposal of:		
	(a) entities	-	-
	(b) tenements	-	-
	(c) property, plant and equipment	-	-
	(d) investments	-	-
	(e) other non-current assets	-	-
2.3	Cash flows from loans to other entities	-	-
2.4	Dividends received (see note 3)	-	-
2.5	Other (provide details if material)	-	-
2.6	Net cash from / (used in) investing activities	(144)	(144)

3.	Cash flows from financing activities		
3.1	Proceeds from issues of equity securities (excluding convertible debt securities)	-	-
3.2	Proceeds from issue of convertible debt securities	-	-
3.3	Proceeds from exercise of options	-	-
3.4	Transaction costs related to issues of equity securities or convertible debt securities	-	-
3.5	Proceeds from borrowings	-	-
3.6	Repayment of borrowings	-	-
3.7	Transaction costs related to loans and borrowings	-	-
3.8	Dividends paid	-	-
3.9	Other (provide details if material)	-	-
3.10	Net cash from / (used in) financing activities	-	-

4.	Net increase / (decrease) in cash and cash equivalents for the period		
4.1	Cash and cash equivalents at beginning of period	1,812	1,812
4.2	Net cash from / (used in) operating activities (item 1.9 above)	(159)	(159)
4.3	Net cash from / (used in) investing activities (item 2.6 above)	(144)	(144)
4.4	Net cash from / (used in) financing activities (item 3.10 above)	-	-

Consolidated statement of cash flows		Current quarter \$A'000	Year to date (3 months) \$A'000
4.5	Effect of movement in exchange rates on cash held	-	-
4.6	Cash and cash equivalents at end of period	1,509	1,509

5. Reconciliation of cash and cash equivalents at the end of the quarter (as shown in the consolidated statement of cash flows) to the related items in the accounts		Current quarter \$A'000	Previous quarter \$A'000
5.1	Bank balances	86	39
5.2	Call deposits	1,400	1,750
5.3	Bank overdrafts	-	-
5.4	Other (provide details)	23	23
5.5	Cash and cash equivalents at end of quarter (should equal item 4.6 above)	1,509	1,812

6. Payments to related parties of the entity and their associates		Current quarter \$A'000
6.1	Aggregate amount of payments to related parties and their associates included in item 1	52
6.2	Aggregate amount of payments to related parties and their associates included in item 2	-
Note: if any amounts are shown in items 6.1 or 6.2, your quarterly activity report must include a description of, and an explanation for, such payments		

Payments included in item 6.1 are related to fees and remuneration (inclusive of superannuation) paid to Directors.

7. Financing facilities <i>Note: the term "facility" includes all forms of financing arrangements available to the entity. Add notes as necessary for an understanding of the sources of finance available to the entity.</i>	Total facility amount at quarter end \$A'000	Amount drawn at quarter end \$A'000
7.1 Loan facilities	-	-
7.2 Credit standby arrangements	-	-
7.3 Other	-	-
7.4 Total financing facilities	-	-
7.5 Unused financing facilities available at quarter end		-
7.6 Include in the box below a description of each facility above, including the lender, interest rate, maturity date and whether it is secured or unsecured. If any additional financing facilities have been entered into or are proposed to be entered into after quarter end, include a note providing details of those facilities as well.		
N/A		

8. Estimated cash available for future operating activities	\$A'000
8.1 Net cash from / (used in) operating activities (Item 1.9)	(159)
8.2 (Payments for exploration & evaluation classified as investing activities) (item 2.1(d))	(144)
8.3 Total relevant outgoings (Item 8.1 + Item 8.2)	(303)
8.4 Cash and cash equivalents at quarter end (Item 4.6)	1,509
8.5 Unused finance facilities available at quarter end (Item 7.5)	-
8.6 Total available funding (Item 8.4 + Item 8.5)	1,509
8.7 Estimated quarters of funding available (Item 8.6 divided by Item 8.3)	4.98
<i>Note: if the entity has reported positive relevant outgoings (ie a net cash inflow) in item 8.3, answer item 8.7 as "N/A". Otherwise, a figure for the estimated quarters of funding available must be included in item 8.7.</i>	
8.8 If Item 8.7 is less than 2 quarters, please provide answers to the following questions:	
8.8.1 Does the entity expect that it will continue to have the current level of net operating cash flows for the time being and, if not, why not?	
N/A	
8.8.2 Has the entity taken any steps, or does it propose to take any steps, to raise further cash to fund its operations and, if so, what are those steps and how likely does it believe that they will be successful?	
N/A	
8.8.3 Does the entity expect to be able to continue its operations and to meet its business objectives and, if so, on what basis?	
N/A	
<i>Note: where item 8.7 is less than 2 quarters, all of questions 8.8.1, 8.8.2 and 8.8.3 above must be answered.</i>	

For personal use only

Compliance statement

- 1 This statement has been prepared in accordance with accounting standards and policies which comply with Listing Rule 19.11A.
- 2 This statement gives a true and fair view of the matters disclosed.

Date: 24 October 2024

Authorised by: By the Board

(Name of body or officer authorising release – see note 4)

Notes

1. This quarterly cash flow report and the accompanying activity report provide a basis for informing the market about the entity's activities for the past quarter, how they have been financed and the effect this has had on its cash position. An entity that wishes to disclose additional information over and above the minimum required under the Listing Rules is encouraged to do so.
2. If this quarterly cash flow report has been prepared in accordance with Australian Accounting Standards, the definitions in, and provisions of, *AASB 6: Exploration for and Evaluation of Mineral Resources* and *AASB 107: Statement of Cash Flows* apply to this report. If this quarterly cash flow report has been prepared in accordance with other accounting standards agreed by ASX pursuant to Listing Rule 19.11A, the corresponding equivalent standards apply to this report.
3. Dividends received may be classified either as cash flows from operating activities or cash flows from investing activities, depending on the accounting policy of the entity.
4. If this report has been authorised for release to the market by your board of directors, you can insert here: "By the board". If it has been authorised for release to the market by a committee of your board of directors, you can insert here: "By the [*name of board committee – eg Audit and Risk Committee*]". If it has been authorised for release to the market by a disclosure committee, you can insert here: "By the Disclosure Committee".
5. If this report has been authorised for release to the market by your board of directors and you wish to hold yourself out as complying with recommendation 4.2 of the ASX Corporate Governance Council's *Corporate Governance Principles and Recommendations*, the board should have received a declaration from its CEO and CFO that, in their opinion, the financial records of the entity have been properly maintained, that this report complies with the appropriate accounting standards and gives a true and fair view of the cash flows of the entity, and that their opinion has been formed on the basis of a sound system of risk management and internal control which is operating effectively.== == == == ==