

ASX ANNOUNCEMENT

24 October, 2024

Quarterly Activities & Appendix 4C September 2024

- *Biome* records \$122k of EBITDA for Q1 (Adjusted for share based payments)
 - Third consecutive quarter of positive EBITDA
- Record cash receipts of \$3.89m in Q1, up 84% vs PCP
- *Biome* reports record quarterly sales revenue \$4.25m, up 12% vs Q4 FY24
- *Biome* maintains gross margin above 60% for Q1
- Same-store pharmacy sales for Q1 up 68% vs PCP
- Clinically proven cholesterol lowering product, *Biome* Cholesterol launched
- Test market in Canada commenced and strategic distribution deal signed
- As at September 30th, the company has a cash balance of \$2.67m

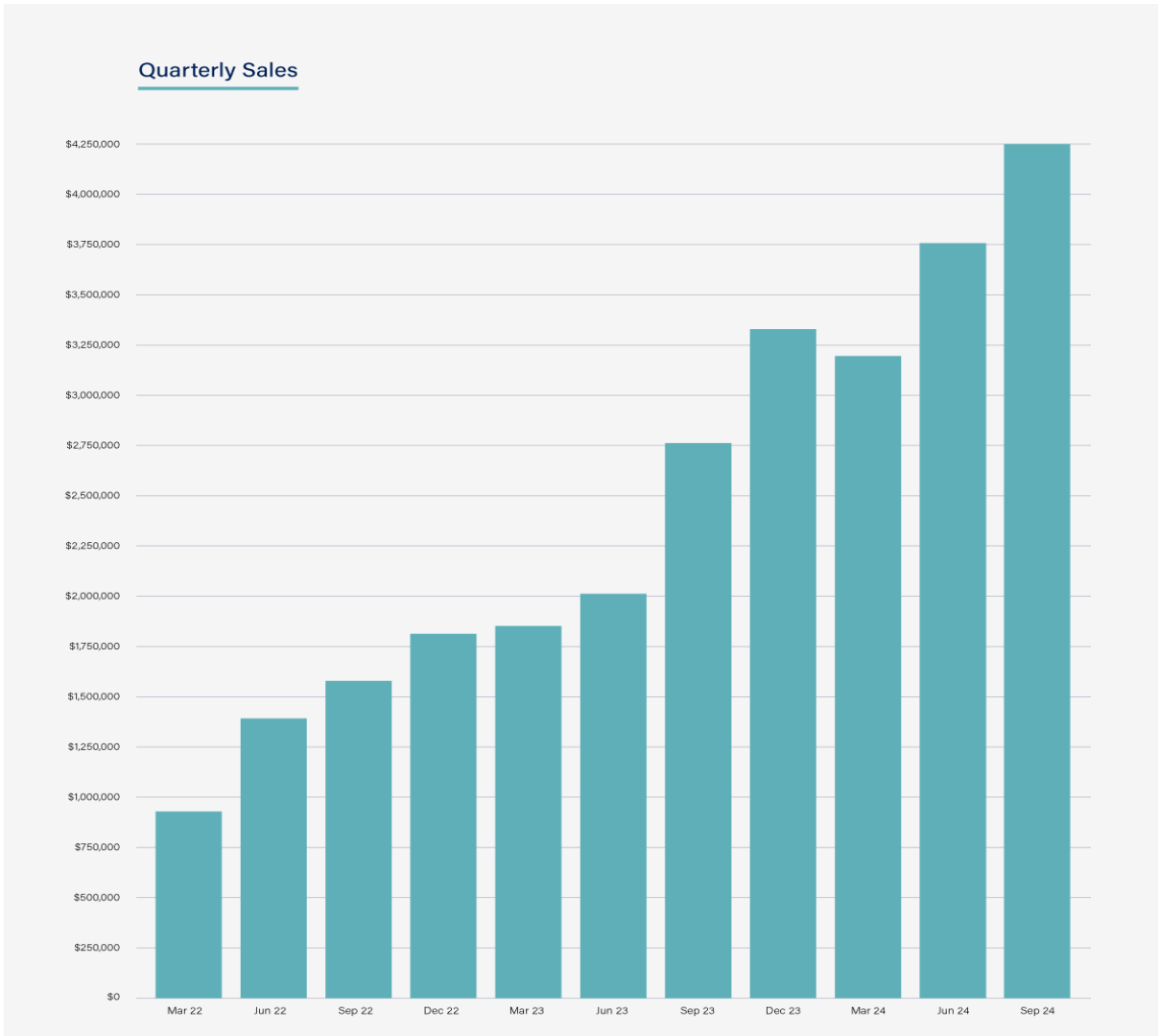
Microbiome health company ***Biome Australia Limited*** (ASX: *BIO*) (*'Biome'* or *'the company'*) is pleased to provide its Appendix 4C and Activity Report for the quarter ended 30 September 2024.

The company is pleased to report sales revenue of \$4.25m for Q1, representing a 12% increase compared to the previous quarter (Q4 FY24). Cash receipts increased to \$3.89m, up 84% on PCP, and gross margin was maintained above 60%. This result led to a strong start to FY25 with Q1 sales revenue representing an annualised run rate of ~\$17m.

A key factor in *Biome's* ongoing commercialisation success is the development of its underlying business and same-store sales. Same-store sales in pharmacy increased by 68% in Q1 vs PCP (Q1 FY24). Additionally, *Biome* delivered its third quarter of positive EBITDA, recording \$122k in Q1.

For personal use only





In Q1, *Biome* released its three year strategic plan, *Vision 27*. With this plan, *Biome* laid out its growth and development pipeline for the period and a top-line cumulative revenue goal of between \$75m and \$85m (FY25-27).

The company is well funded, with cash at bank \$2.67m at 30 September. *Biome* expects to remain EBITDA positive over the coming periods.



Company Financial and Corporate Overview

Biome reported positive EBITDA of \$122k for the September quarter, Q1. Cash at the end of the quarter was \$2.67m. The company received \$1.08m from the exercise of options in Q1.

Cash flow from operating activities for Q1 was a net outflow of \$1,232,692 (previous quarter net cash inflow of \$89k). This cash outflow was the result of payments to the Managing Director and staff for annual bonuses for reaching and exceeding FY24 sales revenue targets and a three year management long term incentive (LTI). The three year LTI was achieved at the close of FY24, a cumulative target for FY21-FY24 (\$21m) that was exceeded by \$3.3m. The LTI was fully expensed in H1 FY24 accounts, which supported Biome maintaining positive EBITDA for the third consecutive quarter. Following payment of the LTI during the September quarter, Biome expects to return to being cash flow positive and remain EBITDA positive from the current quarter onwards.

During the quarter, *Biome* made investments in human resources, inventory and marketing in-line with *the Vision 27* three year strategic plan. This investment was focussed around setting up for the new market launch in Canada, supporting the growing European business and reinforcing our Australian market position. As a result business activities expenditure was \$4.0m (excluding the Managing Director's 3-year LTI payment and staff annual cash bonus totalling \$1.15m for Q1) vs Q4 FY24, \$3.05m. Business activities expenses consist of sales, advertising and marketing costs of \$590k (an increase of \$211k from previous quarter \$379k). Payments for inventory and fulfillment increased by \$609k to \$1.994m (previous quarter \$1.21m). Other operating costs increased by \$21k to \$51k, and research and development also increased by \$21k to \$95k vs June 2024 quarter. The balance of operating outflows were administration and staff costs totaling \$1.432m, a \$247k increase from the previous quarter.

In Q1, the company received a record \$3.89m in cash receipts from customers (Q1 FY24, \$2.11m), representing an increase of \$1.78m or 84% vs PCP. At the end of Q1, the company held \$2.4m in inventory (up from \$1.9m in Q4 FY24), a \$500k increase, representing a wholesale value of \$6m vs \$4.75m (Q4 FY24).

The company notes that in Q1, the company paid \$1,181,316 to Directors of the company in fees, salaries and superannuation payments, as follows:

- | | |
|---------------------------|---|
| • Executive Director | \$1,120,000 (3 year LTI payment paid in Q1) |
| • Non-executive Directors | \$61,316 |

For personal use only



Appendix 4C

Quarterly cash flow report for entities

subject to Listing Rule 4.7B

Name of entity

BIOME AUSTRALIA LIMITED (BIO)

ABN

51 627 364 014

Quarter ended ("current quarter")

SEP 2024

Consolidated statement of cash flows		Current quarter \$A'000	Year to date (...3...months) \$A'000
1.	Cash flows from operating activities		
1.1	Receipts from customers	3,888	3,888
1.2	Payments for		
	(a) research and development	(95)	(95)
	(b) inventory & fulfilment	(1,994)	(1,994)
	(c) other operating costs	(51)	(51)
	(d) sales, advertising and marketing	(590)	(590)
	(e) staff costs (incl annual cash bonus)	(1,231)	(1,231)
	(f) administration and corporate costs	(201)	(201)
	(g) Managing Director's 3-year LTI	(1,000)	(1,000)
1.3	Dividends received (see note 3)	-	-
1.4	Interest received	21	21

For personal use only



1.5	Interest and other costs of finance paid	(27)	(27)
1.6	Income taxes & FBT paid	–	–
1.7	Government grants including EMDG and R&D tax rebate incentives	47	47
1.8	Other (provide details if material)	-	-
1.9	Net cash from / (used in) operating activities	(1,233)	(1,233)

2.	Cash flows from investing activities		
2.1	Payments to acquire or for:		
	(a) entities		
	(b) businesses		
	(c) property, plant and equipment	(18)	(18)
	(d) investments		
	(e) intellectual property		
	(f) other non-current assets (*leasehold improvements)		
2.2	Proceeds from disposal of:		
	(a) entities		
	(b) businesses		
	(c) property, plant and equipment		
	(d) investments		
	(e) intellectual property		

	(f) other non-current assets		
2.3	Cash flows from loans to other entities		
2.4	Dividends received (see note 3)		
2.5	Other (**bank guarantee)		
2.6	Net cash from / (used in) investing activities	(18)	(18)

3.	Cash flows from financing activities		
3.1	Proceeds from issues of equity securities (from exercise of options)	1,084	1,084
3.2	Proceeds from issue of convertible debt securities		
3.3	Proceeds from issue of options		
3.4	Transaction costs related to issues of equity securities or convertible debt securities		
3.5	Proceeds from borrowings		
3.6	Payments for lease liabilities	(25)	(25)
3.7	Transaction costs related to loans and borrowings		
3.8	Dividends paid		
3.9	Other (repayments of borrowings)	(11)	(11)
3.10	Net cash from / (used in) financing activities	1,048	1,048

4.	Net increase / (decrease) in cash and cash equivalents for the period		
4.1	Cash and cash equivalents at beginning of period	2,869	2,869
4.2	Net cash from / (used in) operating activities (item 1.9 above)	(1,233)	(1,233)
4.3	Net cash from / (used in) investing activities (item 2.6 above)	(18)	(18)
4.4	Net cash from / (used in) financing activities (item 3.10 above)	1,048	1,048
4.5	Effect of movement in exchange rates on cash held	0	(2)
4.6	Cash and cash equivalents at end of period	2,666	2,666

5.	Reconciliation of cash and cash equivalents at the end of the quarter (as shown in the consolidated statement of cash flows) to the related items in the accounts	Current quarter \$A'000	Previous quarter \$A'000
5.1	Bank balances	2,666	2,869
5.2	Call deposits	-	-
5.3	Bank overdrafts	-	-
5.4	Other (provide details)	-	-

5.5	Cash and cash equivalents at end of quarter (should equal item 4.6 above)	2,666	2,869
------------	--	--------------	--------------

6.	Payments to related parties of the entity and their associates	Current quarter \$A'000
6.1	Aggregate amount of payments to related parties and their associates included in item 1	\$1,181,316
6.2	Aggregate amount of payments to related parties and their associates included in item 2	nil

Note: if any amounts are shown in items 6.1 or 6.2, your quarterly activity report must include a description of, and an explanation for, such payments.

The amount paid to Directors of the Company during the quarter was \$1,181,316 in fees, salaries and superannuation payments, as follows:

· Executive Director	\$1,120,000
· Non-executive Directors	\$61,316

7.	Financing facilities <i>Note: the term "facility" includes all forms of financing arrangements available to the entity.</i> <i>Add notes as necessary for an understanding of the sources of finance available to the entity.</i>	Total facility amount at quarter end \$A'000	Amount drawn at quarter end \$A'000
7.1	Loan facilities	1,500	1,000
7.2	Credit standby arrangements	Nil	n/a
7.3	Other (please specify)	Nil	n/a
7.4	Total financing facilities	1,500	1,000

7.5	Unused financing facilities available at quarter end	500
-----	---	-----

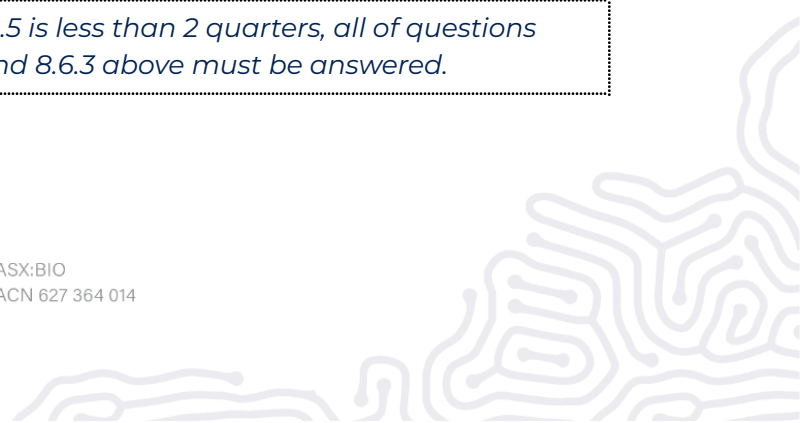
7.6 Include in the box below a description of each facility above, including the lender, interest rate, maturity date and whether it is secured or unsecured. If any additional financing facilities have been entered into or are proposed to be entered into after quarter end, include a note providing details of those facilities as well.

Biome Australia Trading Pty Ltd (“Biome Trading”) a wholly owned subsidiary of The Company has entered into a \$1.5 million secured debt facility (“Facility”) with Tradeplus24 (TP24) for working capital purposes to fund future growth.

The current interest rate of the Facility is 11.1384% per annum, with a portion tied to the 30-day bank Bill Swap Rate (“BBSW”) bid rate as at midday on the first working day of each month plus a fixed margin of 6.8%. The Facility has a facility fee of 1.8% per annum. The Facility is repayable by 30 June 2025 and is secured by a General Security Agreement over the whole of Biome Trading’s assets, a first ranking priority charge over the whole of Biome Trading’s receivables (debtor) book and a Deed of Guarantee and Indemnity from the Company, supported by a General Security Agreement over the whole of the assets of the Company as well as a Deed of Subordination over intercompany loans. It is the company’s intention to seek a renewal of this facility before the end of FY25 if required.



8.	Estimated cash available for future operating activities	\$A'000
8.1	Net cash from / (used in) operating activities (item 1.9)	(1,233)
8.2	Cash and cash equivalents at quarter end (item 4.6)	2,666
8.3	Unused finance facilities available at quarter end (item 7.5)	500
8.4	Total available funding (item 8.2 + item 8.3)	3,166
8.5	Estimated quarters of funding available (item 8.4 divided by item 8.1)	2.6
	<i>Note: if the entity has reported positive net operating cash flows in item 1.9, answer item 8.5 as "N/A". Otherwise, a figure for the estimated quarters of funding available must be included in item 8.5.</i>	
8.6	If item 8.5 is less than 2 quarters, please provide answers to the following questions:	
8.6.1	Does the entity expect that it will continue to have the current level of net operating cash flows for the time being and, if not, why not?	
	Answer: n/a	
8.6.2	Has the entity taken any steps, or does it propose to take any steps, to raise further cash to fund its operations and, if so, what are those steps and how likely does it believe that they will be successful?	
	Answer: n/a	
8.6.3	Does the entity expect to be able to continue its operations and to meet its business objectives and, if so, on what basis?	
	Answer: n/a	
	<i>Note: where item 8.5 is less than 2 quarters, all of questions 8.6.1, 8.6.2 and 8.6.3 above must be answered.</i>	



Compliance statement

- 1 This statement has been prepared in accordance with accounting standards and policies which comply with Listing Rule 19.11A.
- 2 This statement gives a true and fair view of the matters disclosed.

Date: 22 October 2024

Authorised by: by the Board

(Name of body or officer authorising release – see note 4)

Notes

1. This quarterly cash flow report and the accompanying activity report provide a basis for informing the market about the entity's activities for the past quarter, how they have been financed and the effect this has had on its cash position. An entity that wishes to disclose additional information over and above the minimum required under the Listing Rules is encouraged to do so.

2. If this quarterly cash flow report has been prepared in accordance with Australian Accounting Standards, the definitions in, and provisions of, *AASB 107: Statement of Cash Flows* apply to this report. If this quarterly cash flow report has been prepared in accordance with other accounting standards agreed by ASX pursuant to Listing Rule 19.11A, the corresponding equivalent standard applies to this report.

3. Dividends received may be classified either as cash flows from operating activities or cash flows from investing activities, depending on the accounting policy of the entity.

4. If this report has been authorised for release to the market by your board of directors, you can insert here: "By the board". If it has been authorised for release to the market by a

For personal use only



committee of your board of directors, you can insert here: “By the [*name of board committee – eg Audit and Risk Committee*]”. If it has been authorised for release to the market by a disclosure committee, you can insert here: “By the Disclosure Committee”.

5. If this report has been authorised for release to the market by your board of directors and you wish to hold yourself out as complying with recommendation 4.2 of the ASX Corporate Governance Council’s *Corporate Governance Principles and Recommendations*, the board should have received a declaration from its CEO and CFO that, in their opinion, the financial records of the entity have been properly maintained, that this report complies with the appropriate accounting standards and gives a true and fair view of the cash flows of the entity, and that their opinion has been formed on the basis of a sound system of risk management and internal control which is operating effectively.

Note: The Company has become aware the link in footnote 1 to the ASX Announcement made on 19 August 2024 did not work. The Company provides the following working link: <https://content.iospress.com/download/mediterranean-journal-of-nutrition-and-metabolism/mnm0065?id=mediterranean-journal-of-nutrition-and-metabolism%2Fmnm0065>

–ENDS–

Approved for release by the Biome Australia board of directors.

Investor Hub

Biome has launched a new interactive investor hub. To view a video presentation of this announcement, ask questions or sign up for future company updates, please visit the investor hub via [this link](https://investorhub.biomeaustralia.com/) (<https://investorhub.biomeaustralia.com/>).

About Biome Australia Limited

Biome Australia develops, licenses, commercialises and markets innovative, evidence-based live biotherapeutics (probiotics) and complementary medicines, many of which are supported by clinical research. Biome aims to improve health outcomes and quality of life, and make its products accessible to all.



Incorporated in Australia in 2018, Biome distributes locally and abroad. In partnership with some of the world's leading organisations in microbiome research and development, Biome produced several unique live biotherapeutic (probiotic) products with innovative delivery technologies that improve their stability and efficacy to create its flagship range of complementary medicines: Activated Probiotics[®].

Supported by clinical research, including randomised double-blind placebo-controlled trials, Activated Probiotics help prevent and support the management of various health concerns, including low mood and sleep, bone health, iron malabsorption, mild eczema and IBS. Through practitioner-only distribution, Biome is committed to educating health professionals on the newfound systemic health effects of the gut microbiota, helping them to provide innovative, evidence-based natural medicines for the management of some of humanity's most prevalent and chronic health concerns.

Biome also develops, licenses and distributes a scientifically formulated, organic nutraceutical range, Activated Nutrients[®].

For more information visit: www.biomeaustralia.com

Investor Relations

Jo Power

corporate@biomeaustralia.com

(03) 9017 5800

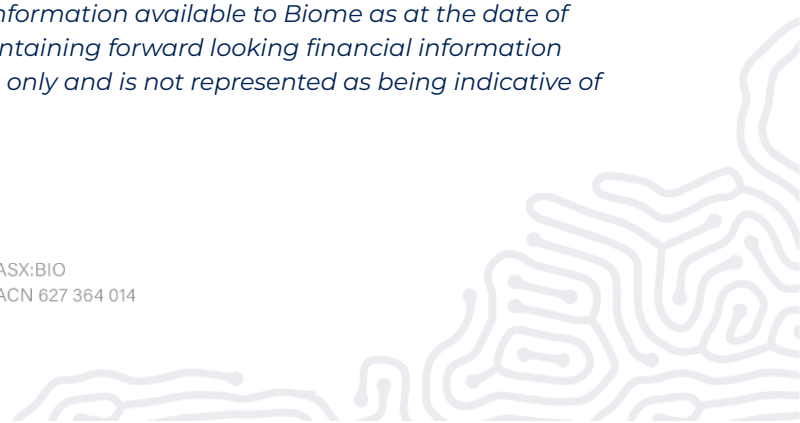
Forward looking statements

*This release may contain forward looking statements, including but not limited to projections, guidance on future revenues, earnings, other potential synergies and estimates and the future performance of Biome (**Forward Looking Statements**).*

Forward Looking Statements are provided as a general guide only and should not be relied upon as an indication or guarantee of future performance. Actual results, performance or achievements may differ materially from those expressed or implied in such Forward Looking Statements and any projections and assumptions on which these Forward Looking Statements are based. Such statements may assume the success of Biome's business strategies. You are cautioned not to place undue reliance on Forward Looking Statements.

The Forward Looking Statements are based on information available to Biome as at the date of this release. Any Forward Looking Statements containing forward looking financial information provided in this release is for illustrative purposes only and is not represented as being indicative of

For personal use only



Biome's views on its future financial condition and/or performance. The historic financial information for the September 2021 financial quarter and revenue figures for October and November 2021 have not been audited or reviewed by Biome's auditors. Such information should not be taken as a guide for future performance.

Nothing in this release is a promise or representation as to the future. No representation or warranty, express or implied, is made as to the accuracy, likelihood of achievement or reasonableness of any Forward Looking Statements contained in this release. Except as required by law or regulation (including the ASX Listing Rules), Biome does not undertake to provide any additional or updated information whether as a result of a change in expectations or assumptions, new information, future events or results or otherwise.

To the maximum extent permitted by law, Biome excludes and expressly disclaims all liabilities in respect of, and makes no representation or warranty, express or implied as to the fairness, currency, accuracy, reliability or completeness of information in this release or the accuracy, likelihood of achievement or reasonableness of any Forward Looking Statements (or any event or results expressed or implied in any Forward Looking Statements) contained in, implied by, the information in this release or any part of it, or that this release contains all material information about Biome or which a prospective investor or purchaser may require in evaluating a possible investment in Biome or acquisition of securities in Biome.

Investors are strongly cautioned not to place undue reliance on Forward Looking Statements, particularly in light of the current economic climate and the significant volatility, uncertainty and disruption caused by the Covid-19 pandemic.

For personal use only



Biome Australia Trading Pty Ltd
192-194 Johnston Street
Collingwood VIC 3066

+61 3 9017 5800
support@activated.co
biomeaustralia.com

ASX:BIO
ACN 627 364 014

