

ASX ANNOUNCEMENT

Wednesday, 23 October 2024

September 2024 Quarterly Report – Investor Presentation

29Metals Limited ('**29Metals**' or, the '**Company**') released its quarterly report for the September 2024 quarter (the '**Sept-Qtr**') earlier today.

Accompanying this release is a copy of the Sept-Qtr investor presentation slides.

- ENDS -

Authorised for release by the Chief Executive Officer, James Palmer

Enquiries

Kristian Stella

Group Executive, Corporate Development

e: kristian.stella@29metals.com

t: +61 409 338 517

For personal use only

29

Metals

September Quarter 2024

Unlocking value to empower the future

23 October 2024



Important information

The information in this presentation is provided for general information regarding 29Metals Limited (the 'Company') and its subsidiaries (together with the Company, '29Metals'). Material information in this presentation has been derived from information publicly released by the Company to the ASX announcements platform. Details regarding the source information released to the ASX announcements platform is included in notes in this presentation.

Information presented is deemed representative at the time of its original release and 29Metals does not accept any responsibility to update the information presented. Readers should be aware that there may be changes to historical information presented in the future due to adjustments in accounting and reporting policies and standards, and that past results or performance are no guarantee of future results or performance.

This presentation is not a recommendation to invest in 29Metals. The information presented does not purport to include all of the information that a person may require in order to decide whether to invest in 29Metals. Prospective investors must seek their own legal or other professional advice.

Forward-looking statements

This document contains certain forward-looking statements and comments about future events, including in relation to 29Metals' businesses, plans and strategies and expected trends in the industry in which 29Metals currently operates. Forward-looking statements can generally be identified by the use of words such as, "expect", "anticipate", "likely", "intend", "should", "could", "may", "plan", "predict", "propose", "will", "believe", "forecast", "outlook", "estimate", "target" and other similar words. Indications of, and guidance or outlook on future earnings or financial position or performance are also forward-looking statements.

Forward-looking statements involve inherent risks, assumptions and uncertainties, both general and specific, and there is a risk that predictions, forecasts, projections and other forward-looking statements will not be achieved. A number of important factors could cause 29Metals' actual results to differ materially from the plans, objectives, expectations, estimates, targets and intentions expressed in such forward-looking statements, and many of these factors are beyond 29Metals' control. Statements or assumptions in this document may prove to be incorrect, and circumstances may change, and the contents of this document may become outdated as a result.

Without limiting the generality of the foregoing, 29Metals notes that instances of escalating COVID-19 infection and hospitalisation rates continue to be reported publicly. 29Metals' guidance and other forward looking statements assume that restrictions on movement and other government intervention will not return or escalate.

Forward-looking statements are based on 29Metals' good faith assumptions as to the financial, market, regulatory and other relevant environments that will exist and affect 29Metals' business and operations in the future. 29Metals does not give any assurance that the assumptions will prove to be correct. There may be other factors that could cause actual results or events not to be as anticipated, many of which are beyond 29Metals' reasonable control.

Readers are cautioned not to place undue reliance on forward-looking statements. Forward-looking statements speak only as of the date of this document, and except where required by law, 29Metals does not intend to update or revise any forward-looking statements, or to publish prospective financial information in the future, regardless of whether new information, future events or any other factors affect the information contained in this document.

Nothing in this document is a promise or representation as to the future, and past performance is not a guarantee of future performance. 29Metals nor its Directors make any representation or warranty as to the accuracy of such statements or assumptions.

Exploration results, Mineral Resources estimates

Full details of the Exploration Results contained in this Presentation are provided in 29Metals' ASX announcements entitled "Exploration Update – Capricorn Copper" dated 12 April 2023 and "High-grade copper drilling results at Capricorn Copper" dated 22 July 2024. Full details of the Mineral Resource estimates contained in this Presentation are provided in 29Metals' ASX announcement entitled "2023 Mineral Resources and Ore Reserves Estimates" dated 23 February 2024. 29Metals confirms that it is not aware of any new information or data that materially affects the information included in those announcements and that all material assumptions and technical parameters underpinning the relevant Exploration Results and Minerals Resource estimates in those announcements continue to apply and have not materially changed.

Non-IFRS financial information

29Metals' results are reported under IFRS. This document includes certain metrics, such as "Site Costs", "C1 Costs", "AISC", "total liquidity", "drawn debt", "site operating costs" and "net drawn debt", that are not recognised under Australian Accounting Standards and are classified as "non-IFRS financial information" under ASIC Regulatory Guide 230: Disclosing non-IFRS financial information. 29Metals uses these non-IFRS financial information metrics to assess business performance and provide additional insights into the underlying performance of its assets.

The non-IFRS financial information metrics used in this document have been calculated by reference to information prepared in accordance with IFRS. However, these non-IFRS financial information metrics do not have a standardised meaning prescribed by IFRS and may be calculated differently by other companies.

The non-IFRS financial information metrics included in this document are used by 29Metals to assess the underlying performance of the business. The non-IFRS information has not been subject to audit by 29Metals' external auditor.

Non-IFRS financial information should be used in addition to, and not as a substitute for, information prepared in accordance with IFRS. Although 29Metals believes these non-IFRS financial information metrics provide useful information to investors and other market participants, readers are cautioned not to place undue reliance on any non-IFRS financial information presented. Refer to page 108 of the Company's 2023 Annual Report for definitions of the non-IFRS financial information metrics used in this document.

Rounding

Certain figures, amounts, percentages, estimates, calculations of value and fractions presented are subject to the effect of rounding. Accordingly, the actual calculation of these figures may differ from the figures presented.

Summary Information

This presentation includes summary information relating to or derived from the September 2024 Quarterly Report ('Sep-Qtr Report') for 29Metals as released to the ASX announcements platform on 23 October 2024 which includes additional information and notes relating to unaudited drawn debt, unaudited cash and cash equivalents and unaudited available group liquidity (refer to relevant Endnotes in the Sep-Qtr Report).

This presentation should be read in conjunction with, not in replacement of, the Sep-Qtr Report.

Unlocking value to empower the future

Copper – a critical future facing metal to enable the global transition towards electrification

For personal use only



Large copper endowments

Group Mineral Resources estimates²:

128Mt, 2.3Mt Contained Copper + 2.3Mt Zinc, 1.3Moz Gold, 76Moz Silver

Long life assets

Resources to support 10+ year mine lives

Low risk jurisdiction

Australian based copper assets

Organic growth options

Golden Grove: Gossan Valley | Cervantes

Capricorn Copper: Production Restart | Resource Expansion

Exploration upside

Assets highly responsive to step out drilling

1. Refer to 29Metals' ASX release entitled "Capricorn Copper – Suspension of Operations", released to the ASX announcements platform on 26 March 2024.
2. Refer to 29Metals' 2023 Mineral Resources and Ore Reserves estimates, including Competent Persons' statements and JORC Code Table 1 disclosures released to the ASX announcements platform on 23 February 2024. Refer to Important Information on slide 2 of this presentation.

Our 2024 priorities

Ongoing productivity and cost improvement at Golden Grove;
progress the imperatives for a future restart of Capricorn Copper

Group

- Health and safety
- Productivity improvements and cost discipline

Golden Grove

- Maximise free cash flow
- Gossan Valley¹

Capricorn Copper

- Progress the imperatives for a successful and sustainable restart
- Immediate focus on short term water reductions

1. Refer to “Golden Grove Studies Update” released to the ASX announcements platform on 22 November 2022. Development of Gossan Valley is subject to requisite regulatory approvals and Final Investment Decision (“FID”).



Key Points

September Quarter 2024

Safety¹

10.5

Group TRIF

2.7

Group LTIF

Golden Grove

Copper Production

4.4kt

Zinc Production

19.1kt

C1 Costs²

US\$2.52/lb Cu

- Operating cash flows and free cash flows of \$42 million and \$26 million, respectively.
- Tailings Storage Facility ('TSF') 4 project on track for completion Mar-Qtr-2025.

Capricorn Copper

- Reduction of on-site water levels remain the immediate term focus.
- Treatment of water in the Mill Creek Dam ('MCD') commenced in preparedness for wet season release.
- Ongoing engagement with the regulator to optimise the process for treated water releases.
- Water level reduction of 0.2 gigalitres during the quarter, from mechanical and natural evaporation.
- High-grade copper drill results confirm continuity and orientation of a new mineralised zone east of Mammoth, named 'Woolly'.

Corporate and other

- Unaudited available cash at 30 September 2024 of \$60 million (30 June 2024: \$85 million).
- Unaudited available group liquidity at 30 September 2024 of \$104 million (30 June 2024: \$130 million).
- 2024 guidance unchanged.

1. Total Recordable Injury Frequency ("TRIF") and Lost Time Injury Frequency ("LTIF") metrics are reported as the 12-month moving average at the end of each quarter, reported on a per million work hours ('mwhrs') basis.

2. C1 Costs is the sum of mining costs (excluding capitalised development), processing costs, and G&A costs, concentrate transport, treatment and refining charges (TCRCs), stockpile movements, and by-product credits.

29

Metals

For personal use only

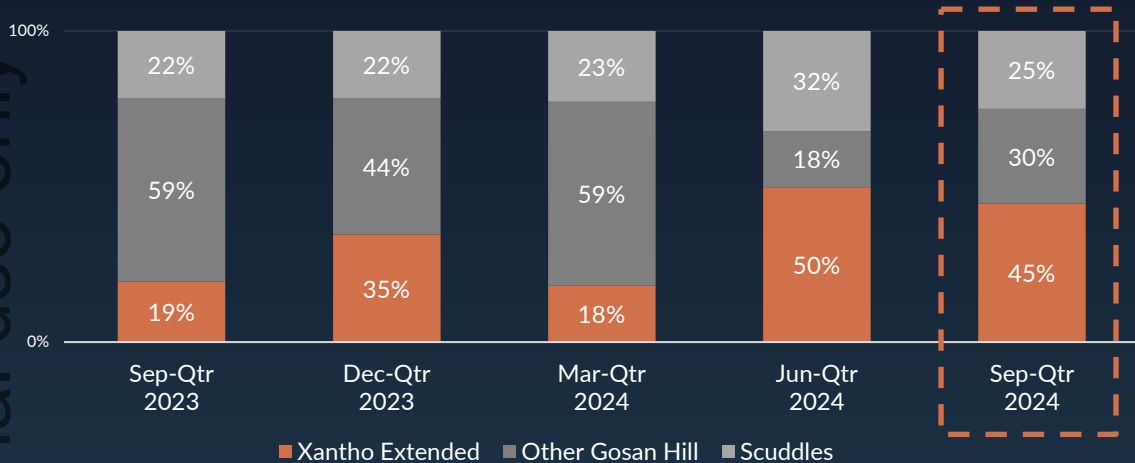
Golden Grove



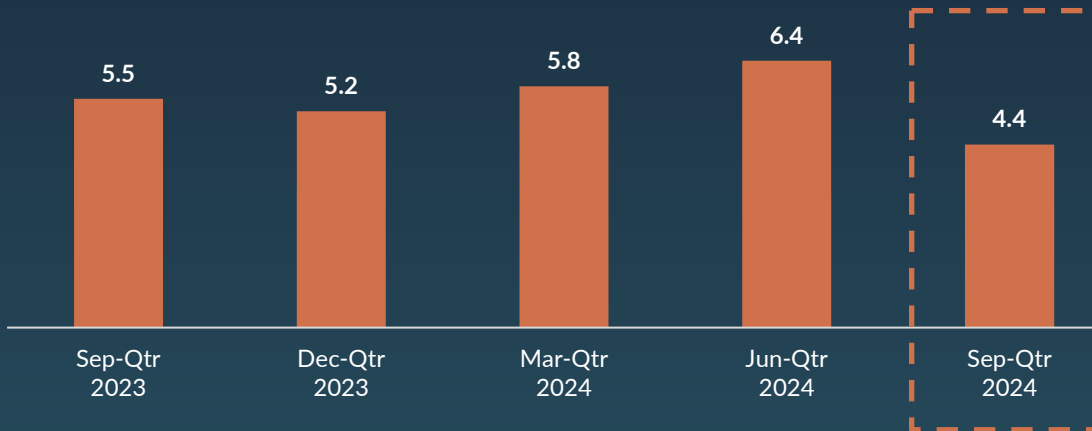
Golden Grove

Sep-Qtr-2024: Operations Overview

Ore mined contribution by source (%)



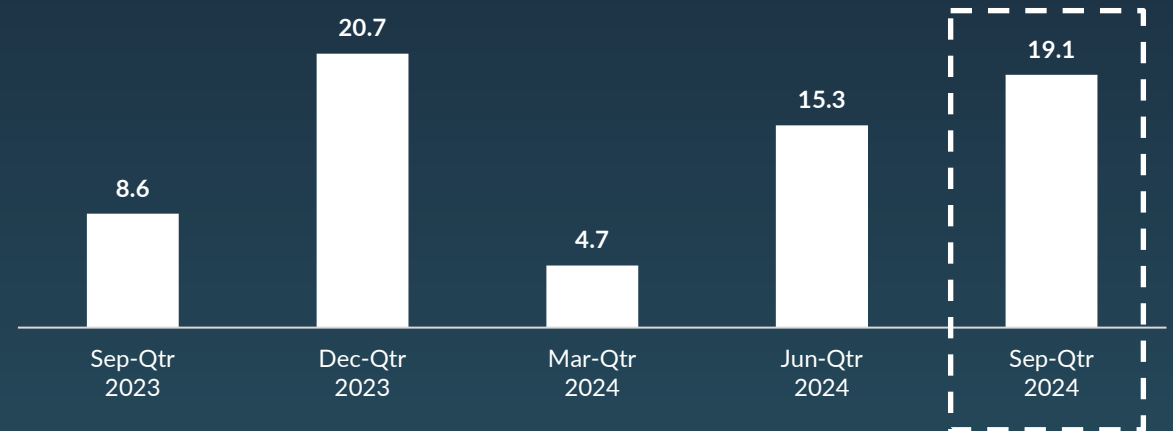
Copper Production (kt)



Sep-Qtr Comments

- TRIF¹ and LTIF¹ of 11.6 (Jun-Qtr: 10.3) and 1.6 (Jun-Qtr: 1.6), respectively.
- Xantho Extended development of 692 metres (Jun-Qtr: 930 metres).
- Ore mined 347kt (Jun-Qtr: 352kt); Ore milled 355kt (Jun-Qtr: 385kt).
- Copper production of 4.4kt (Jun-Qtr: 6.4kt).
 - Grade milled 1.4% (Jun-Qtr: 1.9%); Recovery 84.9% (Jun-Qtr: 85.7%).
- Zinc production of 19.1kt (Jun-Qtr: 15.3kt).
 - Grade milled 6.3% (Jun-Qtr: 4.8%); Recovery 85.3% (Jun-Qtr: 82.5%).

Zinc Production (kt)



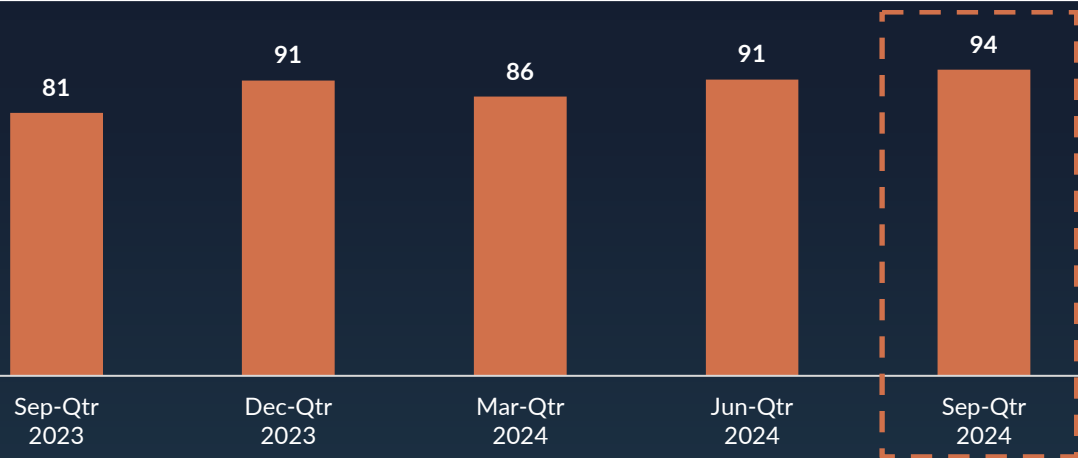
1. Total Recordable Injury Frequency ('TRIF') and Lost Time Injury Frequency ('LTIF') metrics are reported as the 12-month moving average at the end of each quarter, reported on a per million work hours ('mwhrs') basis.

For personal use only

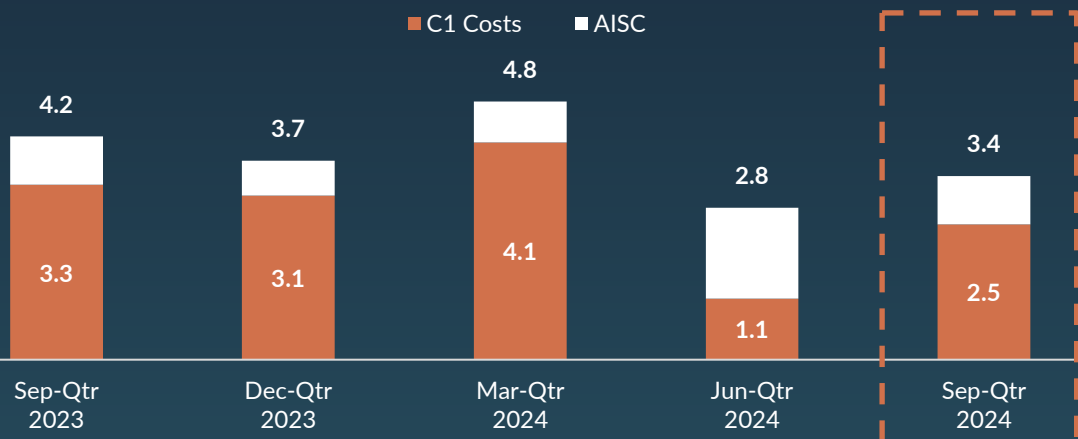
Golden Grove

Sep-Qtr-2024: Costs and Capital Overview

Site Costs (\$ million)



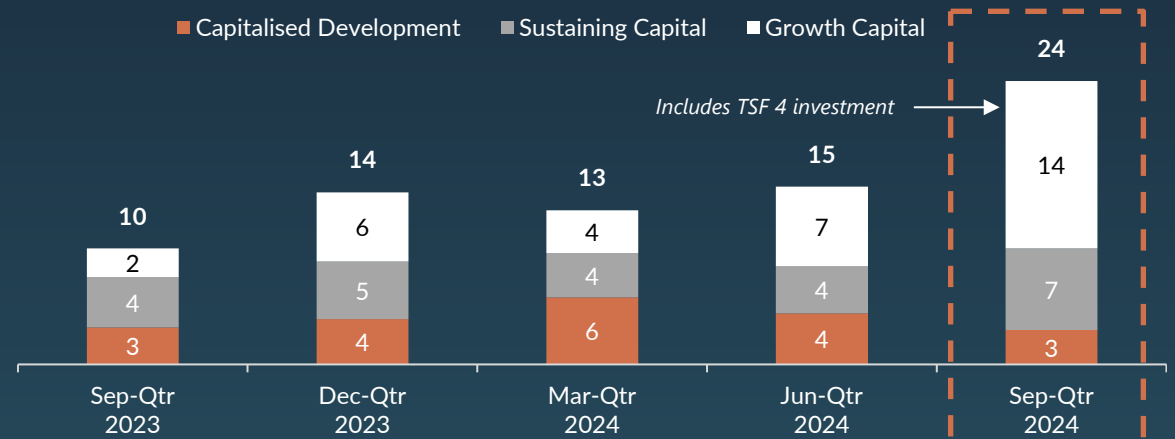
Unit Costs (US\$/lb)



Sep-Qtr Comments

- C1 Costs¹ of US\$2.52/lb copper sold (Jun-Qtr: US\$1.14/lb copper sold).
- AISC² of US\$3.42/lb copper sold (Jun-Qtr: US\$2.83/lb copper sold).
- Treatment and Refining Charges ('TCRCs') and stockpile movements the primary drivers of higher quarter-on-quarter unit costs, partially offset by higher by-product credits.
- Final key approval received for TSF 4, project remains on track for completion Mar-Qtr-2025.
- Gossan Valley study progressed, with box-cut, surface infrastructure and mining contract tenders received during the quarter.

Capital (\$ million)



1. C1 Costs is the sum of mining costs (excluding capitalised development), processing costs, and G&A costs, concentrate transport, treatment and refining charges (TCRCs), stockpile movements, and by-product credits.
 2. All-in Sustaining Costs (AISC) is the sum of C1 Costs, sustaining capital and capitalised development.

For personal use only

Tailings Storage Facility 4 on-track for completion Mar-Qtr-2025

New facility to lower unit production costs and provide long-term tailings solution for Golden Grove


For personal use only



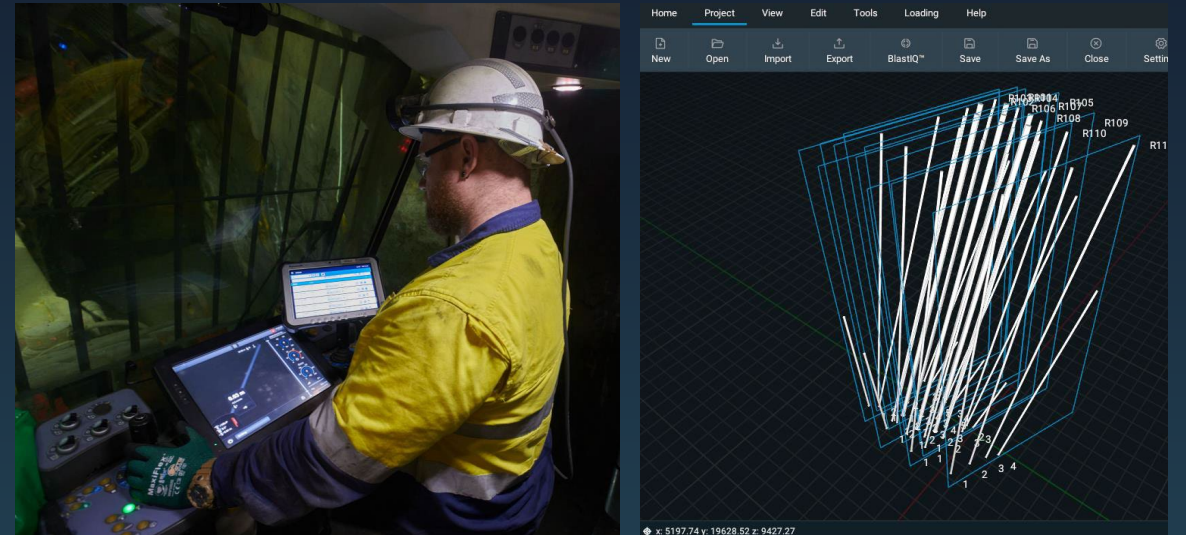
Cost reduction and production efficiency initiatives remain a focus

Technology enabled safety and productivity initiatives, leveraging the underground fibre optic backbone installed in 2023.

3D scanning of stopes and drives



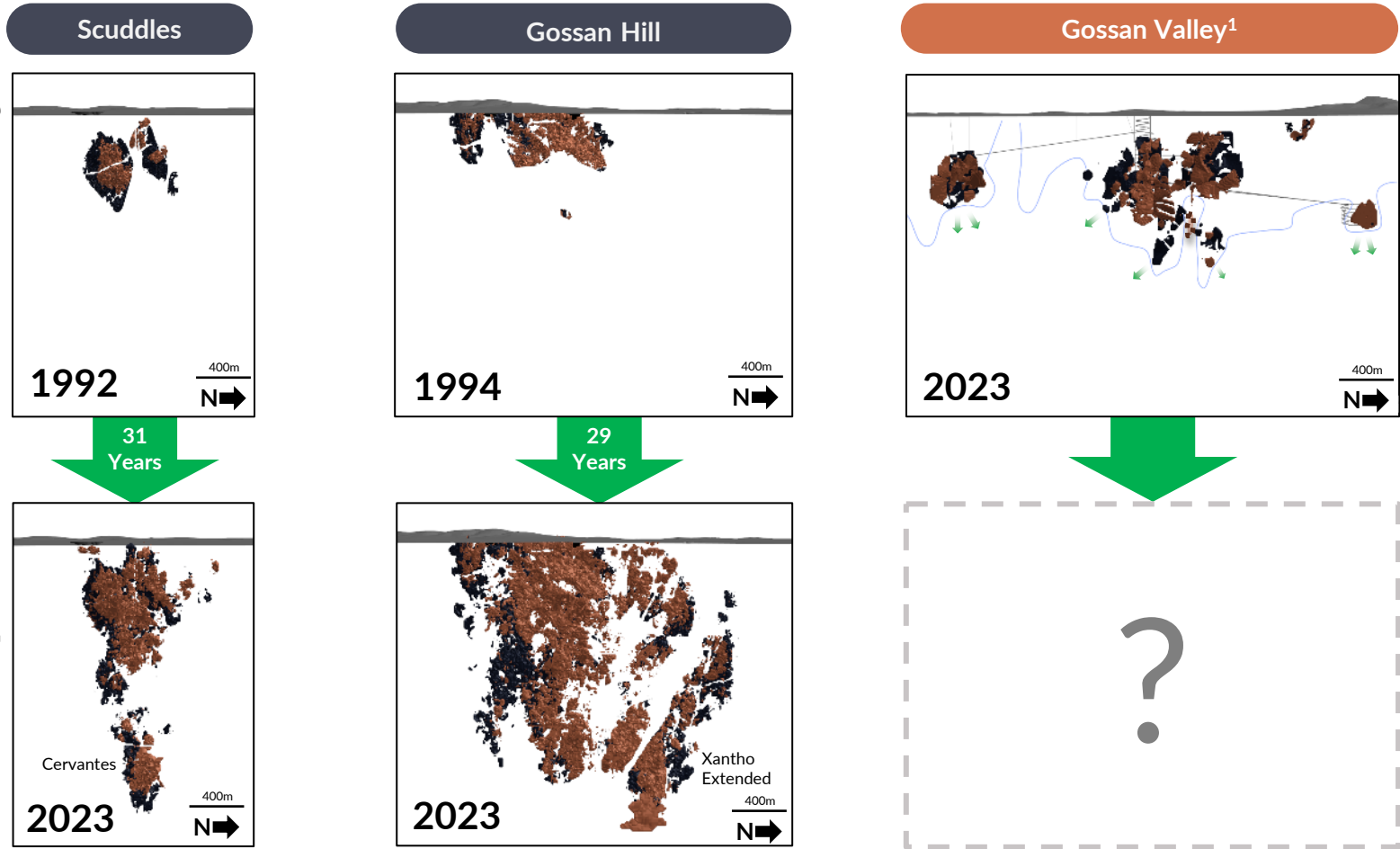
BlastIQ™



Gossan Valley

A potential near-term development option to grow and derisk production

For personal use only



Legend: ■ : >0.4% Cu wireframe ■ : >2.0% Zn wireframe ■ : Gossan Valley Development Design — : Extent of Drilling → : Organic growth target areas

1. Development of Gossan Valley is subject to requisite regulatory approvals and Final Investment Decision ("FID"). Information regarding the outcomes of the Gossan Valley feasibility studies was released to the ASX announcements platform on 22 November 2022.
2. Refer to Important Information at the beginning of this presentation regarding 29Metals' 2023 Mineral Resources & Ore Reserves estimates.



Potential additional production front



Relatively shallow ore source



Resource upside potential

29

Metals

For personal use only

Capricorn Copper



Capricorn Copper production restart imperatives

Immediate focus on short term water reduction

For personal use only

Immediate term focus

Imperative	Objective	Activity in Sept-Qtr-2024
Short-term water reduction	Sustainable reduction of water levels on site	<ul style="list-style-type: none"> Treatment of water in MCD, using the recently commissioned water treatment infrastructure, commenced during the quarter in preparedness for treated water releases during the wet season. Commissioning of repurposed processing plant as an interim water treatment plant commenced post quarter end. Ongoing engagement with the regulator to secure an acceptable interim mechanism to streamline and optimise water release outcomes for the 2024/2025 wet season. Reduction of total on-site water inventory from 3.7 to 3.5 gigalitres via mechanical and natural evaporation.
Long-term water solutions	Infrastructure to enable a sustainable long-term site water balance upon restart	<ul style="list-style-type: none"> Detailed design of a fit-for-purpose replacement¹ water treatment plant in progress.
Life of Mine Tailings Capacity	Derisked 10+ years of tailings storage capacity	<ul style="list-style-type: none"> Multiple tailings options being assessed to maintain optionality.

1. Water treatment plant was damaged during the March 2023 Extreme Weather Event at Capricorn Copper. Refer to: "Impact of Extreme Rainfall on Capricorn Copper Operations" released to the ASX announcements platform on 9 March 2023; "Capricorn Copper Operations Update" released to the ASX announcements platform on 15 March 2023; and "Strategic Update" released to the ASX announcements platform on 23 May 2023.

Reduction of water levels on site remains the immediate term focus

Treatment of water in MCD commenced during the quarter in preparedness for wet season release. Water level reduction of 0.2 gigalitres during the Sep-Qtr via mechanical and natural evaporation.

MCD water treatment, using recently commissioned MCD water treatment infrastructure



Mechanical evaporators at Esperanza Pit ('EPit')



Significant environmental compliance and water management investment in 2024

Reduction of cash outflows at Capricorn Copper are expected into 2025 as environmental compliance and water management capital projects are completed, and operating costs are reduced to reflect lower steady state activity levels.

Key water management projects

Mill Creek Dam ('MCD') water treatment and release infrastructure (complete)



Repurpose of process plant as interim water treatment plant (commissioning post quarter end)



Refurbished lime plant (complete)



Select environmental compliance projects

Enhanced water diversion infrastructure (complete)



Interception sump (in progress)



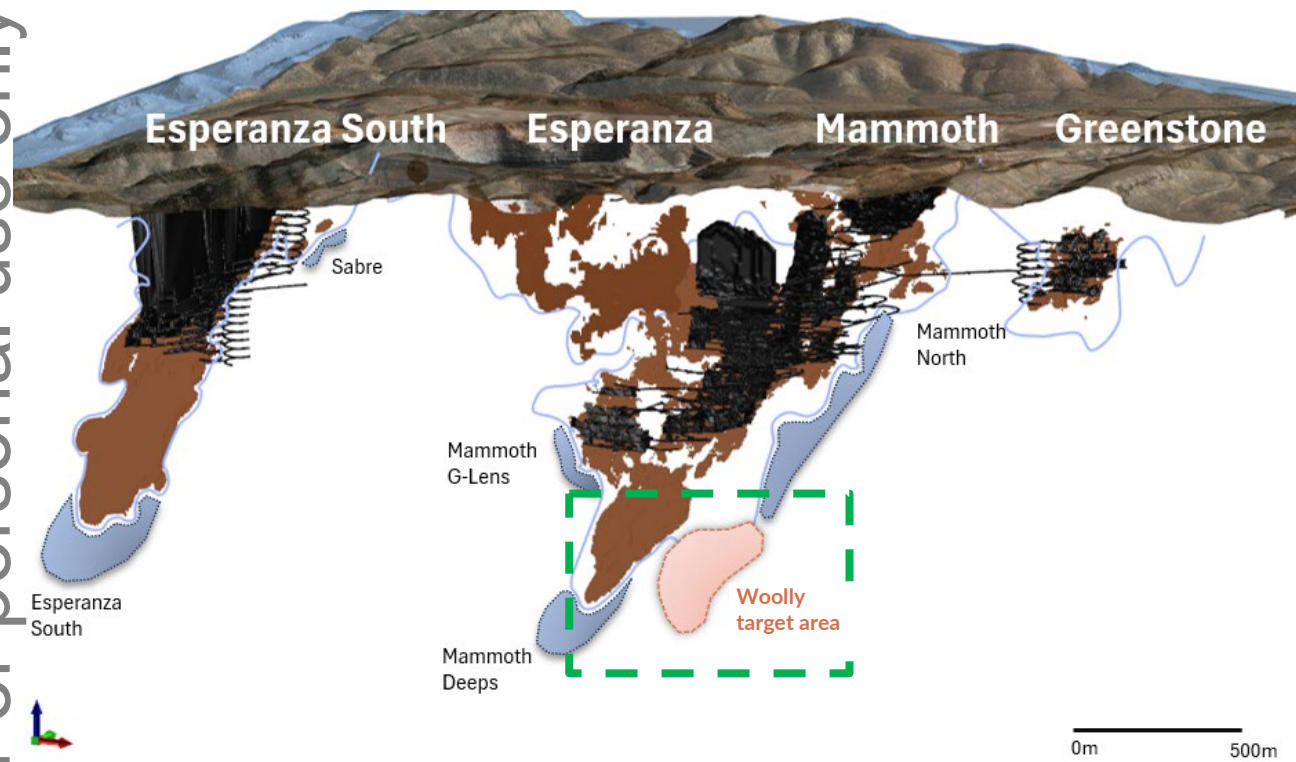
For personal use only

Potential value to be unlocked at Capricorn Copper

Large Mineral Resources¹ (64.8Mt at 1.8% Cu), established infrastructure and ~1,900km² land position in prolific Mt. Isa inlier province.

For personal use only

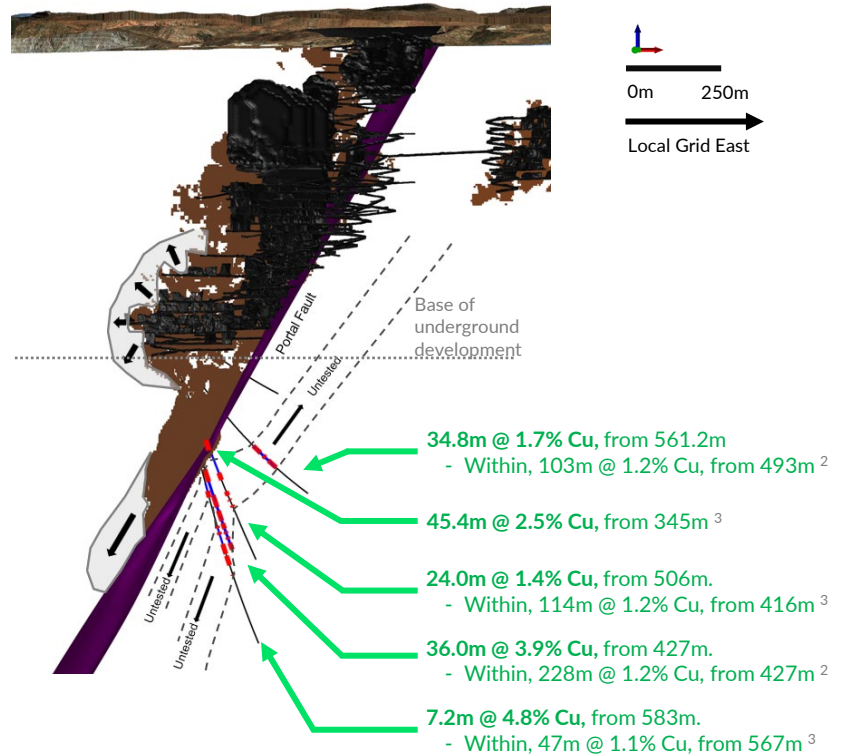
Capricorn Copper Long Section¹



Legend:

- : Mining Infrastructure
- : Mineral Resources estimates¹
- : Open Areas
- : Drilled holes
- : Extent of Drilling
- : Drilled holes – Broad Mineralisation Zone
- : Drilled holes – Strong Mineralisation
- : Woolly Mineralisation Envelope

Woolly target area



1. Refer to 29Metals' 2023 Mineral Resources and Ore Reserves estimates, including Competent Persons' statements and JORC Code Table 1 disclosures were released to the ASX announcements platform on 23 February 2024. Refer to Important Information on slide 2 of this presentation.
 2. Refer to "Exploration Update - Capricorn Copper" released to the ASX announcements platform on 12 April 2023 for further information regarding drilling results, including Competent Person's Statement and JORC Code Table 1 disclosures. Refer to Important Information on slide 2 of this presentation.
 3. Refer to "High-grade Copper Drilling Results at Capricorn Copper" released to the ASX announcements platform on 22 July 2024 for further information regarding drilling results, including Competent Person's Statement and JORC Code Table 1 disclosures. Refer to Important Information on slide 2 of this presentation.

29

Metals

For personal use only

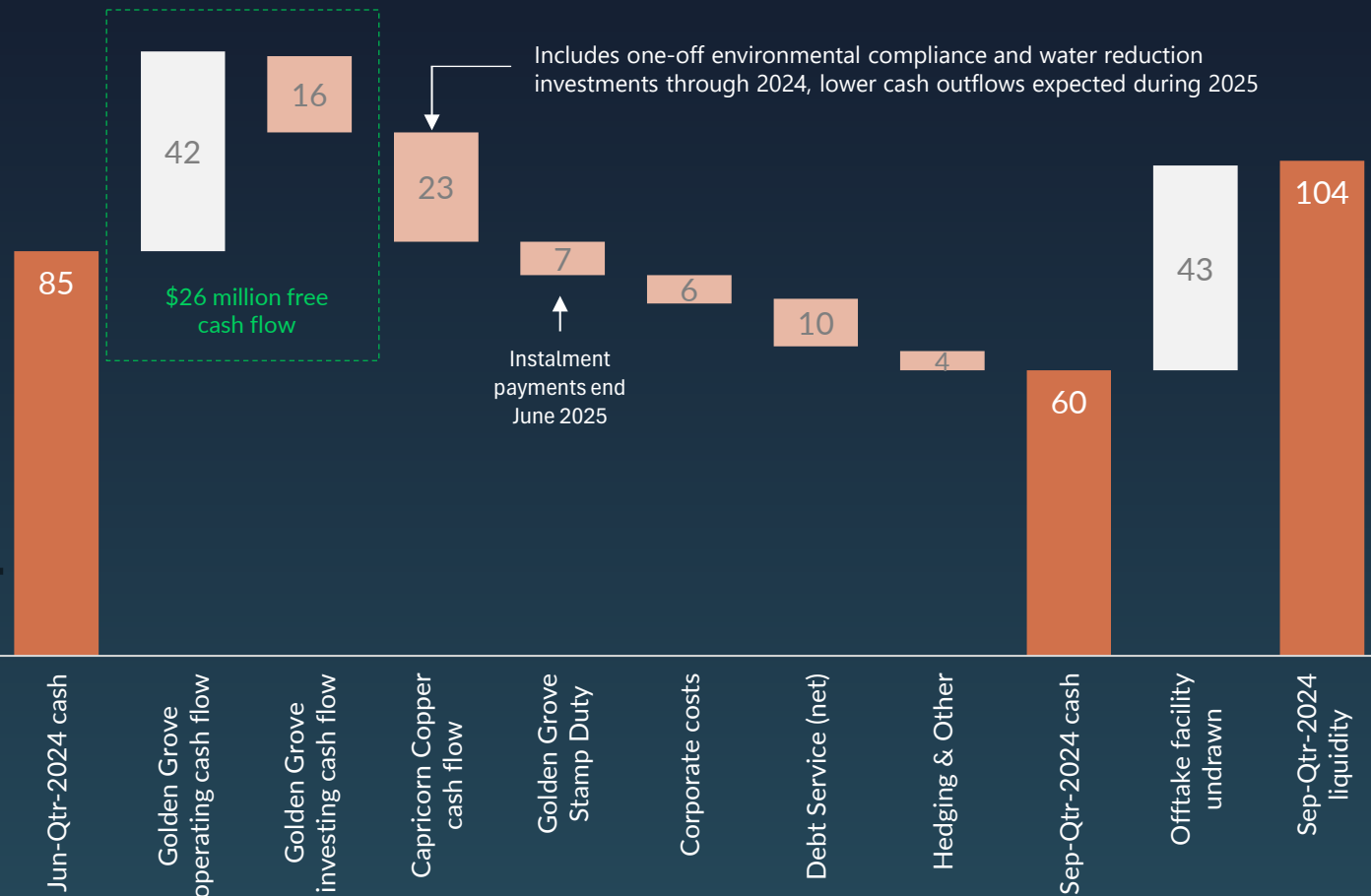
Corporate



Finance and Corporate

Balance sheet and cash flows

Unaudited group cash and cash equivalents, and available liquidity (\$ million)¹



Sep-Qtr-2024 Comments

- Golden Grove operating cash flows and free cash flows of \$42 million and \$26 million, respectively.
- Hedging & Other costs include \$2.5 million of hedging payments, elevated compared to prior quarters due to ongoing gold price strength and retiring of pre-IPO gold hedges.
- Unaudited available cash at 30 September 2024 of \$60 million (30 June 2024: \$85 million).
- Unaudited available group liquidity at 30 September 2024 of \$104 million (30 June 2024: \$130 million).
- 2024 guidance unchanged.

1. Refer to Important Information on slide 2 of this presentation regarding summary information.

29

Metals

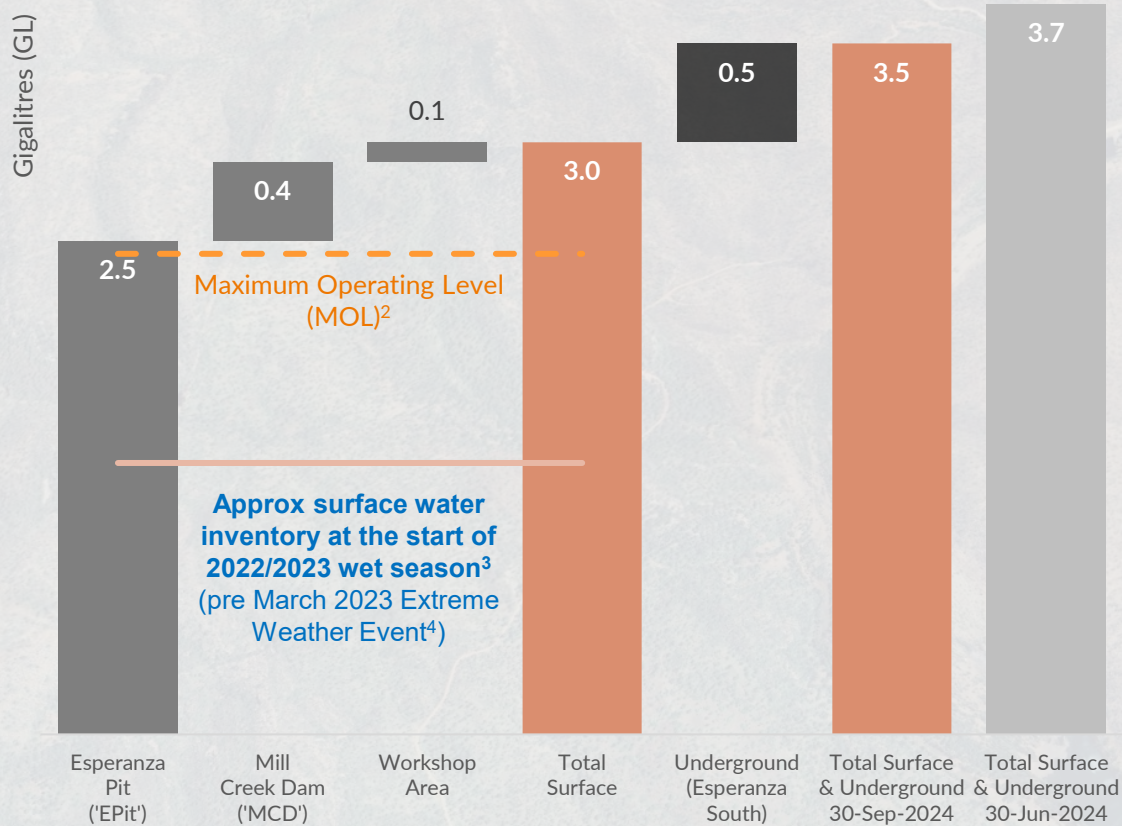
**Unlocking value
to empower the future**

For personal use only

Appendix

Capricorn Copper site water inventory summary

Site water Inventory 30 September 2024:



Capricorn Copper¹



1. Background image: Google Earth (<https://earth.google.com/>), sourced 25 June 2024. Imagery dates 13/2/2023 to 5/11/2023
 2. Reflects combined approx. volume (GL) within regulated water storage structures, EPit and MCD, at Maximum Operating Level (MoL)
 3. Reflects combined approx. volume (GL) within regulated water storage structures, EPit and MCD, at 1 November 2022
 4. Refer to: "Impact of Extreme Rainfall on Capricorn Copper Operations" released to the ASX announcements platform on 9 March 2023; "Capricorn Copper Operations Update" released to the ASX announcements platform on 15 March 2023; and "Strategic Update" released to the ASX announcements platform on 23 May 2023.

Appendix (continued)

2023 Group Mineral Resources and Ore Reserves Estimates ¹

Mineral Resources

Mineral Resources estimates at the Group level are the aggregation of 31 December 2023 Mineral Resources estimates for Golden Grove, Capricorn Copper and Redhill ². Mineral Resources estimates have been depleted for production to 31 December 2023.

Mineral Resources estimates reported are inclusive of the Ore Reserves estimates.

Category	Asset	Tonnes Mt	2023 Grade				Contained Metal			
			Cu	Zn	Au	Ag	Cu	Zn	Au	Ag
			%	%	g/t	g/t	kt	kt	koz	koz
Measured	Golden Grove	23.6	1.8	3.2	0.7	29	417	753	542	21,913
	Capricorn Copper	7.3	1.8	-	-	10	134	-	-	2,337
	Red Hill	-	-	-	-	-	-	-	-	-
	Total	30.9		<i>Grades not additive</i>			550	753	542	24,251
Indicated	Golden Grove	27.0	1.7	4.6	0.6	28	455	1,229	563	23,910
	Capricorn Copper	36.6	1.9	-	-	10	698	-	-	11,371
	Red Hill	-	-	-	-	-	-	-	-	-
	Total	63.5		<i>Grades not additive</i>			1,153	1,229	563	35,281
Inferred	Golden Grove	8.6	1.5	3.8	0.5	25	131	326	147	6,922
	Capricorn Copper	21.0	1.7	-	-	8	352	-	-	5,277
	Red Hill	4.3	1.7	-	0.3	33	71	-	40	4,611
	Total	33.9		<i>Grades not additive</i>			554	326	187	16,810
Measured, Indicated & Inferred	Golden Grove	59.2	1.7	3.9	0.7	28	1,002	2,309	1,252	52,745
	Capricorn Copper	64.8	1.8	-	-	9	1,186	-	-	19,049
	Red Hill	4.3	1.7	-	0.3	33	71	-	40	4,611
	Total	128.3		<i>Grades not additive</i>			2,260	2,309	1,292	76,405

Note, estimates reported in the table above are subject to rounding (one significant figure). Additional elements – Pb, Co, As, S and Fe – not shown in the table above are reported in underlying Mineral Resources estimates for assets (where applicable).

1. Refer to 29Metals' 2023 Mineral Resources and Ore Reserves estimates, including Competent Persons' statements and JORC Code Table 1 disclosures were released to the ASX announcements platform on 23 February 2024. Refer to Important Information on slide 2 of this presentation.

2. As reported in subsequent sections of 29Metals' ASX release entitled "2023 Mineral Resources and Ore Reserves estimates" released to the ASX announcements platform on 23 February 2024

Appendix (continued)

2023 Group Mineral Resources and Ore Reserves Estimates ¹

Ore Reserves

Ore Reserves estimates at the Group level are the aggregation of the 31 December 2023 Ore Reserves estimates for Golden Grove and Capricorn Copper ². Ore Reserves estimates have been depleted for production to 31 December 2023.

Category	Asset	Tonnes Mt	2023 Grade				Contained Metal			
			Cu %	Zn %	Au g/t	Ag g/t	Cu kt	Zn kt	Au koz	Ag koz
Proved	Golden Grove	5.2	1.8	3.1	0.6	22	93	161	106	3,625
	Capricorn Copper	2	1.8	-	-	13	30	-	-	700
	Total	6.9	<i>Grades not additive</i>				123	161	106	4,325
Probable	Golden Grove	11.6	1.6	5.3	0.7	27	184	619	262	10,219
	Capricorn Copper	17	1.6	-	-	12	280	-	-	6,900
	Total	28.8	<i>Grades not additive</i>				468	619	262	17,119
Proved & Probable	Golden Grove	16.7	1.7	4.7	0.7	26	277	780	368	13,844
	Capricorn Copper	19.0	1.7	-	-	12	310	-	-	7,600
	Total	35.7	<i>Grades not additive</i>				591	780	368	21,444

Note, Golden Grove estimates reported in the table above, other than silver, are rounded to one decimal place. Estimates for silver are rounded to zero decimal places. For Capricorn Copper, estimated Proved and Probable Ore Reserves tonnes have been rounded to the nearest 1Mt, and aggregate estimates of contained Cu metal have been rounded to the nearest 10kt, estimates of contained silver have been rounded to the nearest 100koz. Additional metals – Pb and As – are reported in underlying Ore Reserves estimates for assets (where applicable). The combined total of Ore Reserves estimates for Golden Grove and Capricorn Copper are rounded to the nearest 0.1Mt.

1. Refer to 29Metals' 2023 Mineral Resources and Ore Reserves estimates, including Competent Persons' statements and JORC Code Table 1 disclosures were released to the ASX announcements platform on 23 February 2024. Refer to Important Information on slide 2 of this presentation.
2. As reported in subsequent sections of 29Metals' ASX release entitled "2023 Mineral Resources and Ore Reserves estimates" released to the ASX announcements platform on 23 February 2024.

Appendix (continued)

2023 Capricorn Copper Mineral Resources ¹

The 31 December 2023 Mineral Resources estimates for Capricorn Copper are set out in the table below and incorporate the results of additional resource conversion, resource extension and grade control drilling completed since the cut-off date of the previous Mineral Resources estimates for Capricorn Copper (June-July 2022 to March 2023), depletion through mining and processing, and updated resource modelling and geological interpretation.

Ore Body	Category	Tonnes	Grade						Contained Metal					
			Cu	Ag	Co	As	S	Fe	Cu	Ag	Co	As	S	Fe
		Mt	%	ppm	ppm	ppm	%	%	kt	koz	kt	kt	kt	kt
Esperanza South	Measured	2.7	2.0	20	999	1,395	15.4	14.4	53	1,717	3	4	411	385
	Indicated	13.8	1.9	19	655	1,150	12.9	15.1	261	8,337	9	16	1,774	2,081
	Inferred	6.3	1.9	16	596	1,075	10.6	14.0	119	3,134	4	7	667	876
	Total	22.7	1.9	18	679	1,158	12.6	14.7	434	13,187	15	26	2,852	3,341
Esperanza	Measured	-	-	-	-	-	-	-	-	-	-	-	-	-
	Indicated	2.7	2.3	11	1,472	2,203	6.0	21.3	62	972	4	6	162	575
	Inferred	1.3	1.7	9	1,103	1,352	7.7	18.5	22	368	1	2	100	241
	Total	4.0	2.1	10	1,351	1,924	6.5	20.3	84	1,337	5	8	260	812
Pluto	Measured	-	-	-	-	-	-	-	-	-	-	-	-	-
	Indicated	2.3	2.3	1	239	277	0.9	11.2	53	52	1	1	21	258
	Inferred	0.9	1.6	1	238	259	0.4	13.6	14	26	0	0	4	122
	Total	3.2	2.1	1	239	272	0.7	11.8	67	72	1	1	22	378
Greenstone	Measured	0.4	1.7	1	55	110	1.0	2.2	6	12	0	0	4	8
	Indicated	1.0	1.7	1	92	123	0.8	2.6	18	35	0	0	9	27
	Inferred	0.4	1.7	1	63	95	0.8	2.9	7	14	0	0	3	12
	Total	1.8	1.7	1	78	114	0.9	2.6	31	62	0	0	15	47
Mammoth	Measured	4.2	1.8	4	89	2,143	6.6	8.0	75	606	0	9	280	339
	Indicated	17.7	1.8	4	112	1,568	4.8	7.5	322	2,261	2	28	841	1,331
	Inferred	11.0	1.6	4	138	1,856	4.9	8.0	172	1,471	2	20	540	881
	Total	33.0	1.7	4	118	1,738	5.0	7.7	568	4,337	4	57	1,662	2,551
Stockpile	Measured	0.1	1.3	9	298	927	7.6	9.0	2	43	0	0	11	13
	Indicated	-	-	-	-	-	-	-	-	-	-	-	-	-
	Inferred	-	-	-	-	-	-	-	-	-	-	-	-	-
	Total	0.1	1.3	9	298	927	7.6	9.0	2	43	0	0	11	13
Total	Measured	7.3	1.8	10	419	1,756	9.5	10.1	134	2,337	3	13	694	733
	Indicated	36.6	1.9	10	417	1,341	7.5	11.4	698	11,371	15	49	2,738	4,167
	Inferred	21.0	1.7	8	348	1,469	6.6	10.7	352	5,277	7	31	1,383	2,244
	Total	64.8	1.8	9	396	1,428	7.4	11.0	1,186	19,049	26	93	4,827	7,149

Note, estimates reported in the table above, other than silver, are rounded to one decimal place. Estimates for silver are rounded to zero decimal places.

1. Refer to 29Metals' 2023 Mineral Resources and Ore Reserves estimates, including Competent Persons' statements and JORC Code Table 1 disclosures were released to the ASX announcements platform on 23 February 2024. Refer to Important Information on slide 2 of this presentation.