

17 October 2024

Quarterly Report - September 2024

# Genesis hits production targets and is set for strong growth with re-start of Laverton mill

First gold pour at Laverton mill anticipated early November, with steady ramp up over remainder of FY25

## HIGHLIGHTS

### Sustainability

- ▶ Safety performance - **No LTIs during the quarter**; LTIFR at zero and TRIFR at 8.5

### Operations

- ▶ **September quarter gold production of 36,020oz**; All-in sustaining cost (AISC) of **A\$2,628/oz** - In-line (as previously flagged<sup>1</sup>) with the June quarter 2024 of 34,617oz at A\$2,698/oz
- ▶ **Production to progressively increase over the remainder of FY25** following the re-start of the Laverton mill, culminating in lower AISC
- ▶ **Closing ore stockpiles** (inventory awaiting processing) **increased to 469kt** (up from 5kt on completion of the acquisition of the Leonora assets on 30<sup>th</sup> June 2023)
- ▶ **Laverton mill re-started in October 2024**, six months earlier than flagged in March 2024 Five-year Plan<sup>2</sup>; Processing is underway, gold in circuit is building, and the **first gold pour is anticipated early November**

- ▶ **Strong September quarter and re-start of Laverton mill puts Genesis on track to meet FY25 guidance of 190 - 210,000oz<sup>1</sup>** (increased during the quarter from 162,000 - 188,000oz) at an **AISC of A\$2,200 - 2,400/oz** (from A\$2,250 - 2,450/oz)

### Accelerated growth

- ▶ **Early re-start of the Laverton mill marks the first step in the "ASPIRE 400" accelerated growth strategy aimed at achieving the 325koz pa target<sup>3</sup> and reducing AISC** ahead of the Five-year Plan

### Further initiatives to expedite growth include:

- **Ulysses** - Acceleration of underground development, currently 65% ahead of plan, stoping from late 2024 / early 2025
  - **Tower Hill** - Planning to submit a Stage 1 Mining Proposal in the December quarter; Open pit and underground transition studies continue (underground not in Reserve)
  - **Hub** - GMS open pit mining underway with ore from surface; Extensional drilling and underground studies continue (underground not in Reserve)
  - **Westralia** - Re-evaluation as a bulk open pit opportunity using the lean GMS mining model (not in Reserve)
- ▶ Growth plans **fully funded with FY25 anticipated to be the peak year for investing in growth (A\$125m)**

### Finance

- ▶ **Gold sales for the quarter of 36,884oz at an average price of A\$3,723/oz, generating revenue of A\$137.3m**
- ▶ **Cash, bullion and investments of A\$177.6m<sup>4</sup> at 30th September** (A\$173.0m at 30th June); This represents a **cash build of A\$52.0m** (June quarter A\$26.9m) **before investing A\$47.4m in growth and exploration to bring production increases forward**
- ▶ **No bank debt; Gold hedging unchanged at 36,000oz (1% of Reserves)**

1. ASX announcement 2<sup>nd</sup> September 2024 "Genesis increases FY25 production outlook";

2. ASX announcement 21<sup>st</sup> March 2024 "Five-year Strategic Plan";

3. Refer to the PRODUCTION OUTLOOK (pages 11-18) in the ASX announcement 21<sup>st</sup> March 2024 "Growth strategy underpinned by robust Reserves" for the material assumptions relating to the production target; Genesis confirms that all the material assumptions underpinning the production target in that announcement continue to apply and have not materially changed. There is a low level of geological confidence associated with Inferred Mineral Resources and there is no certainty that further exploration work will result in the determination of Indicated Mineral Resources or that the production target itself will be realised;

4. Cash, bullion and investments is before payment of approximately A\$41m transaction costs in relation to the acquisition of St Barbara's Leonora assets, the acquisition of 100% of Dacian, and the acquisition of the Bruno-Lewis and Kyle projects (payment anticipated in June half 2025).

For personal use only

## Overview

Genesis Minerals Limited (ASX: GMD) is pleased to report on what was a strong September quarter with production comfortably in line with forecasts and the accelerated growth strategy progressing to plan.

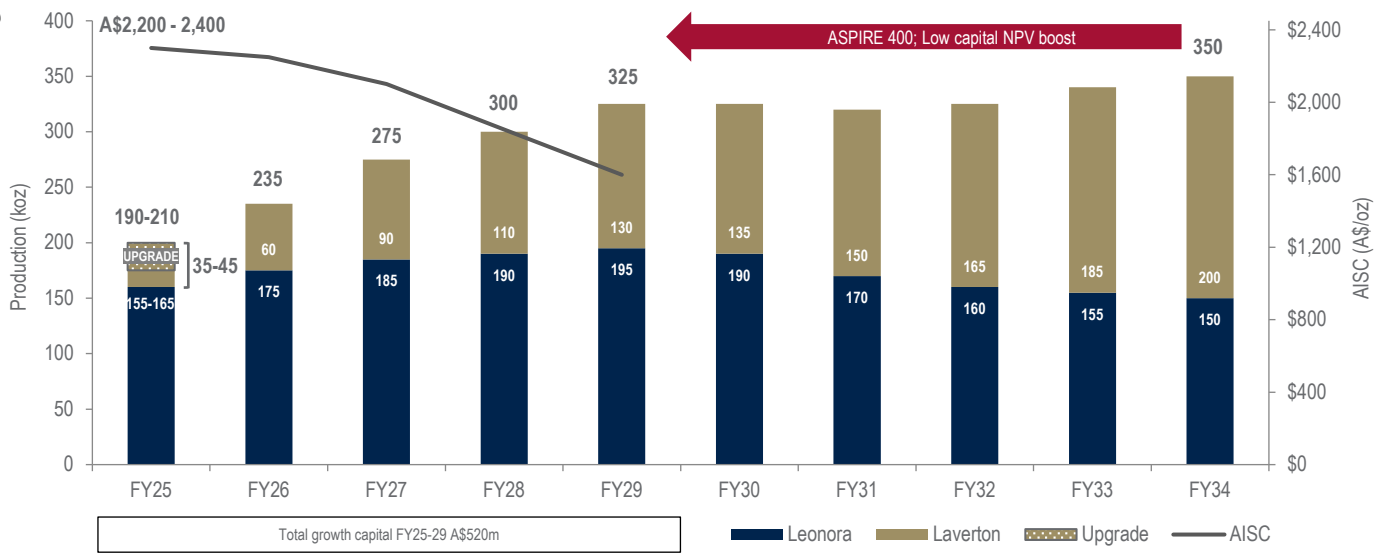
Gold production totalled 36,020oz at an AISC of A\$2,628/oz. Surface ore stockpiles increased to ~469,000t, in line with Genesis' long-term "future-proof" strategy.

During the quarter, Genesis brought forward the re-start of the Laverton mill to October 2024, six months earlier than flagged in the March 2024 Five-year Plan. This resulted in an **increase in the FY25 production outlook to 190 - 210,000oz** (from 162 - 188,000oz) at an **AISC of A\$2,200 - 2,400/oz** (from A\$2,250 - 2,450/oz). Once the Laverton mill is ramped up to 3.0Mtpa nameplate, Genesis will have 4.4Mtpa processing capacity from two mills at the **one production centre**.

## Outlook

Genesis' 10-year outlook (Figure 1) is +90% in Reserves and conservatively assumes no further exploration or M&A. After rising to 325koz in year 5 (FY29), production ranges from 320-350koz pa in years 6-10 (FY30-34).

Figure 1. 10-year production and cost outlook



FY26-29 production at mid-point (within a range of +/- 7.5%), AISC at mid-point (within a range of +/- A\$100/oz)

The **early re-start of the Laverton mill and resultant FY25 upgrade** mark the **first step in the accelerated growth strategy**, aimed at achieving the 325koz pa target and reducing AISC ahead of FY29. Further initiatives include:

- ▶ Ulysses - Acceleration of underground development
- ▶ Tower Hill - Ongoing early development works, open pit and underground optimisation studies
- ▶ Hub - Extensional drilling and underground studies
- ▶ Westralia - Re-evaluation as a bulk open pit opportunity using the lean GMS mining model

With A\$178 million cash, bullion and liquid investments at 30<sup>th</sup> September 2024 and no bank debt, **Genesis is fully-funded to deliver this growth ambition on an expedited timeline**. The cash position is much stronger than planned, assisted by a gold price hovering around record highs. FY25 is anticipated to be the peak year for investing in growth (A\$125m), weighted to the first six months. Cash on hand is before payment of A\$41m transaction costs, anticipated for payment in the June half 2025.

Genesis Managing Director Raleigh Finlayson said:

*"We continue to meet or exceed the key objectives along our path towards both near and longer-term production growth. The September quarter production was comfortably in line with our forecasts. At the same time, we re-started the Laverton mill, six months ahead of the original schedule.*

*"This outstanding performance means we are on track to meet our increased FY25 production and cost guidance while also making significant progress towards our objective of achieving our 325,000oz pa goal ahead of the FY29 target. With our Gwalia mine delivering to plan, the Laverton mill now up and running and strong progress being made towards development of Tower Hill, our strategy to become a tier-one gold producer in the Leonora region is rapidly being implemented".*

Table 1. Production and cost summary

Operations	Unit	Dec Q 2023	Mar Q 2024	Jun Q 2024	Sep Q 2024
<b>Underground Mining</b>					
Ore Mined	kt	187	133	178	211
Mine Grade	g/t	5.7	5.9	5.2	4.8
Contained Gold	oz	33,989	24,982	29,457	32,588
<b>Open Pit Mining</b>					
Total Mining	BCM '000	1,199	884	890	1,073
Ore Mined	kt	92	193	263	305
Mine Grade	g/t	1.0	1.3	1.2	1.3
Contained Gold	oz	2,843	7,776	10,015	12,720
<b>Mill Production<sup>1</sup></b>					
Ore Milled	kt	250	237	310	345
Mill Grade	g/t	4.6	4.2	3.7	3.5
Contained Gold	oz	36,766	32,121	37,018	38,709
Recovery	%	95%	95%	94%	93%
Recovered Gold <sup>2</sup>	oz	35,296	30,473	34,617	36,020
Gold Sales	oz	39,076	29,289	35,983	36,884
Average Price Received	A\$/oz	3,016	3,124	3,548	3,723
Sales Revenue	A\$m	117.8	91.5	127.6	137.3
<b>Closing Ore Stockpile</b>					
Ore	kt	90	174	314	469
Grade	g/t	2.0	1.3	1.1	1.1
Contained Gold	oz	5,901	7,167	11,200	17,070
<b>Cost Summary</b>					
Mining	A\$m	44.8	46.5	49.8	60.3
Processing <sup>3</sup>	A\$m	10.3	10.4	12.5	14.1
Site Administration	A\$m	3.7	4.0	4.7	5.5
Cash Operating Costs	A\$m	58.8	60.9	67.0	79.9
Royalties	A\$m	4.4	3.9	5.3	5.2
Sustaining Capital	A\$m	11.0	15.0	14.2	11.4
Ore Inventory Adjustments	A\$m	(9.7)	(7.1)	(1.0)	(5.6)
Rehabilitation	A\$m	0.5	0.3	0.3	0.3
Corporate	A\$m	5.7	3.1	5.0	5.6
<b>All-in Sustaining Costs</b>	<b>A\$m</b>	<b>70.7</b>	<b>76.1</b>	<b>90.8</b>	<b>96.9</b>
Growth Capital <sup>4</sup>	A\$m	21.5	18.0	32.0	42.8
Exploration	A\$m	5.4	4.0	2.6	4.6
Third Party Ore Purchase <sup>1,2,3</sup>	A\$m	4.9	-	2.2	-
<b>Unit Cost Summary</b>					
Mining	A\$/oz	1,357	1,526	1,480	1,635
Processing	A\$/oz	312	342	371	383
Site Administration	A\$/oz	111	131	139	148
Cash Operating Costs	A\$/oz	1,780	1,999	1,990	2,167
Royalties	A\$/oz	132	128	156	142
Sustaining Capital	A\$/oz	334	491	423	310
Ore Inventory Adjustments	A\$/oz	(294)	(232)	(29)	(152)
Rehabilitation	A\$/oz	15	10	9	9
Corporate	A\$/oz	173	102	148	153
<b>All-in Sustaining Costs</b>	<b>A\$/oz</b>	<b>2,141</b>	<b>2,497</b>	<b>2,698</b>	<b>2,628</b>
Depreciation and Amortisation <sup>5</sup>	A\$/oz	484	454	855	828
<b>Mine cash flow</b>					
Mine operating cash flow <sup>6</sup>	A\$m	38	11	39	40
Net mine cash flow <sup>7</sup>	A\$m	17	-7	7	-2

1. Processing physicals include third party ore purchased from Linden (29,570t Dec Q 2023 and 10,562t Jun Q 2024) under an Ore Purchase Agreement (OPA) but do not include ore processed for Bellevue (23,870t Dec Q 2023) and Brightstar (42,748t Mar Q 2024; 42,748t FY24 YTD) under Toll Treatment Agreements (TTA)

2. Third party ounces from Linden OPA (2,282oz Dec Q 2023 and 973oz Jun Q 2024) included in recovered gold but excluded from A\$/oz calculations

3. Processing costs reduced by processing costs in relation to Linden OPA, Bellevue TTA and Brightstar TTA. See notes 1 and 2 for the quarters affected

4. Growth capital - Refer to Figure 9 for breakdown

5. D&A increased in the June quarter following the 21<sup>st</sup> March 2024 Resource and Reserve update and the declaration of commercial production at Admiral Open Pit in May

6. Mine operating cash flow = Sales revenue less AISC less third-party ore purchase costs plus corporate costs plus ore inventory adjustments

7. Net mine cash flow = Mine operating cash flow less growth capital

## Sustainability

No Lost Time Injuries (LTI) were reported in the September quarter, with the **LTIFR rate steady at 0.0**.

The Group Total Recordable Injury Frequency Rate (TRIFR) was **8.5** at the end of the quarter.

There were no significant environmental non-compliance events during the quarter.

Table 2. September quarter 2024 group safety performance

	LTI	LTIFR	TRIFR
Group	0	0	8.5

Safety and environmental focus during the quarter was primarily on supporting the **safe re-start of the Laverton mill and successful start of mining operations at Hub**. This included numerous workshops and risk assessments with operational teams, the implementation of safety and environmental management systems, and careful management of environmental and heritage considerations.

A sustainability materiality assessment was initiated in September, engaging internal and external stakeholders to identify Environmental, Social and Governance issues of materiality for the business. This will be concluded in October, with results being used to inform the longer-term sustainability strategy.

### Operations

Genesis produced **36.0koz** for the quarter (June quarter 34.6koz), generating **A\$40 million of mine operating cash flow**. **Net mine cash flow was -A\$2 million after significant growth capital of A\$43 million**, progressing the Ulysses underground and Hub open pit development assets as well as the early re-start of the Laverton mill.

### Mining

At **Gwalia underground 29.9koz at 5.0g/t was mined** (June quarter 29.5koz at 5.2g/t).

Focus remained on the priority South West Branch (SWB) stoping fronts between the 1700H and 1820H levels and ore drive development on the 1840H and 1860H levels to unlock high-grade "Heart of Gold" stopes in FY25.

Additional ore was sourced from South Gwalia Series and Main Lode to maximise equipment utilisation between the 1200 and 1600 levels.

Total ore mined was 185kt (June quarter 178kt), aligning with the 700 - 800kt pa targeted production rate.

Total development advance for the period was 856m (June quarter 772m) with 81% focused on operating development.

At **Admiral open pit 12.7koz at 1.3g/t was mined** (June quarter 10.0koz at 1.2g/t).

Ore production continued to ramp up, achieving a **record 305kt** (June quarter 263kt) with grade forecast to steadily increase as the mine progresses through the higher-grade benches towards pit bottom.

At **Ulysses underground**, first development ore was delivered to the Leonora mill late in the September quarter, ahead of schedule in the Five-year Plan, with **2.7koz mined at 3.2g/t**.

After cutting the access portal late in the March quarter, development continues to progress rapidly with a total advance to date of 1,705m, ahead of the Five-year Plan forecast of 1,034m.

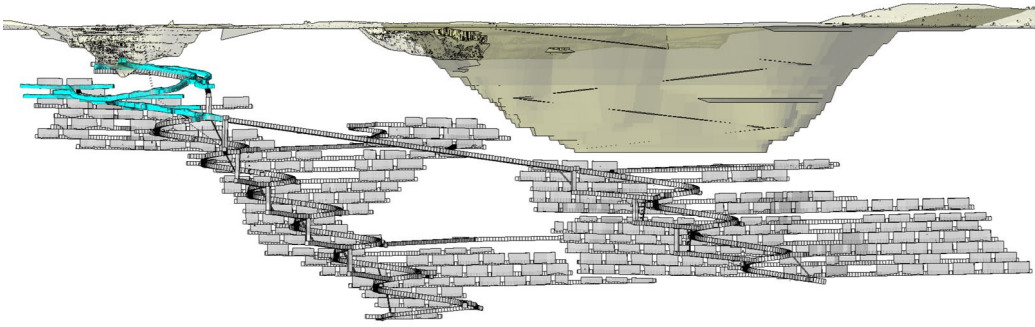
During the quarter 1,066m of advance was achieved with development commenced in three ore drives on the 1340, 1328 and 1315 levels, resulting in a 64% / 36% split between capital and operating.

**First stoping is anticipated in late 2024 / early 2025** following raiseboring activities to establish primary ventilation and escapeways.

In parallel with current development activities, several mining opportunities are under evaluation including:

- ▶ Optimisation of the primary vent circuit for increased application of "high-speed" jumbo development (accommodated by excellent ground conditions / heading availability)
- ▶ Optimisation of pillar locations to improve mining recovery and stope productivity (less slot raises)
- ▶ Addition of 2 years of mine life (to 7 years) by mining open pit from underground

Figure 2. Ulysses development - There's a new kid in town



Blue = Actual development; Grey = Planned development and stopping.

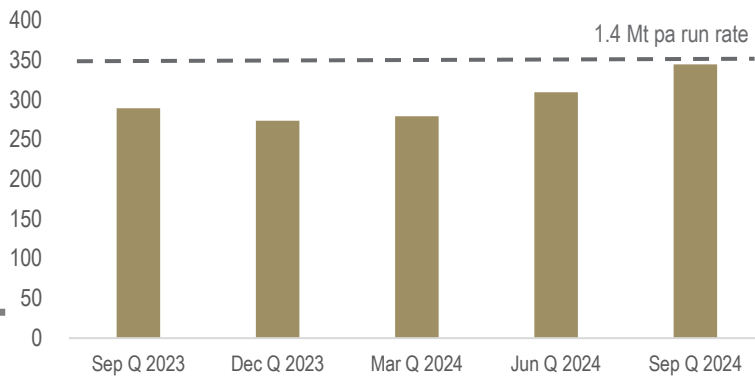
Further growth in the 360koz Reserve is anticipated given significant extensional upside. Ulysses has only been drilled to approximately 350m below surface and remains open along strike and at depth.

### Processing

The **Leonora mill** continued to increase throughput during the September quarter, processing Gwalia, Admiral and Ulysses ore. **345kt at 3.5g/t** was processed with a metallurgical recovery of **93.1%** following a successful mill re-line shutdown in July (June quarter 299kt of Genesis-owned ore at 3.7g/t with a metallurgical recovery of 94.2%).

Milling for August and September delivered processed tonnes of **120.6kt and 120.7kt respectively**, achieving consecutive months at an **annualised run rate of 1.45Mt**. This has not been achieved in over 10 years and is ahead of plan.

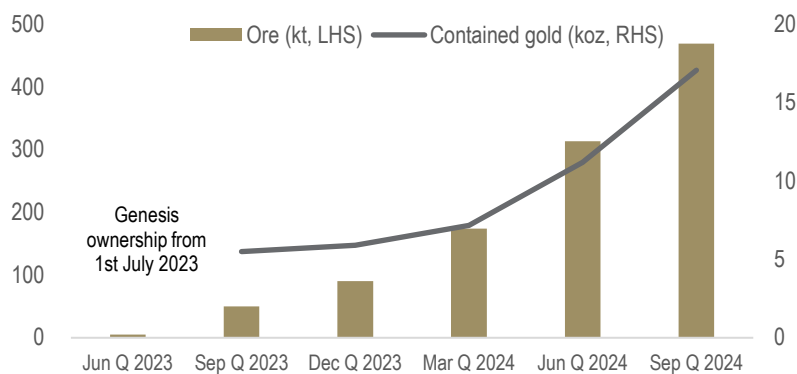
Figure 3. Ore milled (kt)



### Surface ore stockpiles

Surface ore stockpiles (inventory awaiting processing) continued to increase during the September quarter to ~469,000t (up from ~314,000t at 30<sup>th</sup> June 2024).

Figure 4. Surface ore stockpiles building



This is in line with Genesis' **long-term strategy to "future-proof" the business**, including making available additional surface ore stockpiles to be trucked to Laverton as required (one flexible production centre).

## Project development

### *Laverton on the move*

During the quarter, Genesis brought forward the re-start of the 3.0Mtpa Laverton mill to October 2024, six months earlier than flagged in the March 2024 Five-year Plan. The Laverton mill has been on “hot” care and maintenance since March 2023, providing momentum to and de-risking the re-start.

Processing is underway, with gold in circuit building. The **first gold pour is anticipated in early November** into the backdrop of a gold price hovering around record highs.

*Figure 5. Laverton mill - Crank it up*



Initial ore supply is underpinned by a large surface stockpile located adjacent to the mill (approximately 3.2Mt of ore, with sunk mining costs), plus accumulated stockpiles at Admiral.

Genesis is on track to meet recently upgraded FY25 guidance of 190 - 210,000oz, driven by an increase in forecast production at Laverton to 35 - 45,000oz.

### *Hub*

Genesis Mining Services' (GMS) second fleet started mining the Hub open pit project ahead of schedule, delivering first ore in September. With an open pit Reserve grade of 3.4g/t, Hub is expected to “sweeten” Genesis' margins.

*Figure 6. Hub open pit*



Due to Hub's strategic location, ore will be able to flow east to Laverton or west to Leonora, adding significant flexibility to the Leonora Production Centre.

The potential for a future underground mine is high, given the elevated grade and significant geological upside, both down-dip of the main Hub deposit and down-plunge to the south. Drill testing is underway.

## Tower Hill project

Tower Hill is a shallow high-grade deposit located just over 1km north of the Gwalia mine with a Reserve estimate of 15.4Mt @ 2.0g/t for 1.0Moz, located in one planned open pit.

Genesis continues to advance the project, **establishing strong and collaborative relationships with all stakeholders**. During the quarter, constructive discussions saw **significant progress across key fronts**:

► **Heritage:**

- Impending signing of a Mining Agreement with the Darlot Native Title Group
- Section 18 application lodged with support letters from the Darlot Native Title Group and other relevant people

► **Environmental:**

- As previously flagged, Tower Hill can be managed via the standard WA mining approval process after Genesis received advice from the Environmental Protection Authority (EPA, WA Government) that *“the EPA determined to not assess that proposal on the basis the matters could be largely managed through secondary approvals”*
- Clearing Permit application for Stage 1 submitted
- Water discharge licences approved
- Pit dewatering continues with ~1.4GL pumped

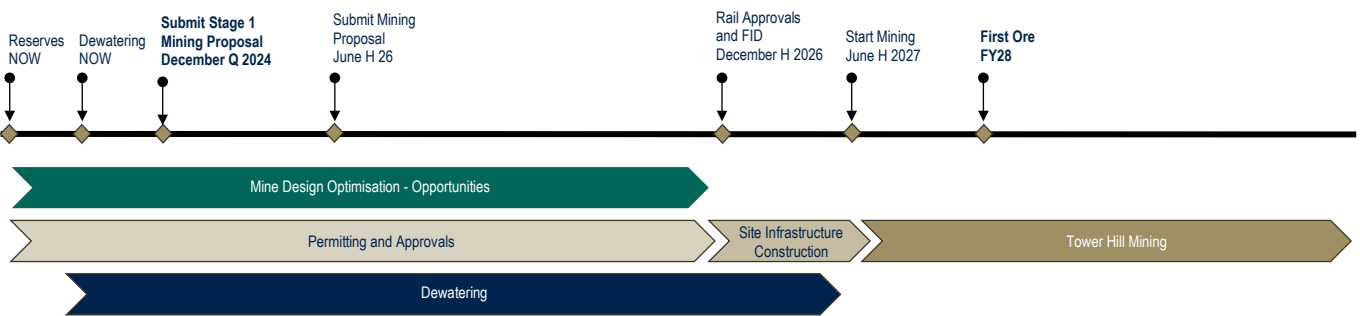
► **Rail shortening:**

- All key stakeholders are supportive of shortening the rail line to the south of the planned pit
- Advancing towards securing approvals; Targeting agreements with key stakeholders by June quarter 2025

Stage 1 technical studies were completed including geotechnical, hydrological, hydrogeological and mine design and infrastructure assessments.

Genesis plans to **submit a Stage 1 Mining Proposal in the current December quarter**. The project is on track to **commence development in FY27** and **deliver first ore in FY28**.

Figure 7. Advancing Tower Hill



Further growth in the 1.0Moz Reserve is anticipated given significant extensional upside. Underground transition studies continue. There is conservatively no underground Reserves currently at Tower Hill, only a small underground Resource.

Tower Hill has only been drill-tested to ~450m depth despite being immediately adjacent to the Gwalia mine (>2km depth). A second stage of drilling is planned to infill plus test high grade shoot extensions and parallel structures in this highly fertile system.

## Drilling

Genesis' FY25 exploration budget is A\$20 million. A\$4.6 million was invested on exploration activities in the quarter, with drilling focused on:

- Gwalia underground
- Bruno-Lewis open pit
- Hub underground potential

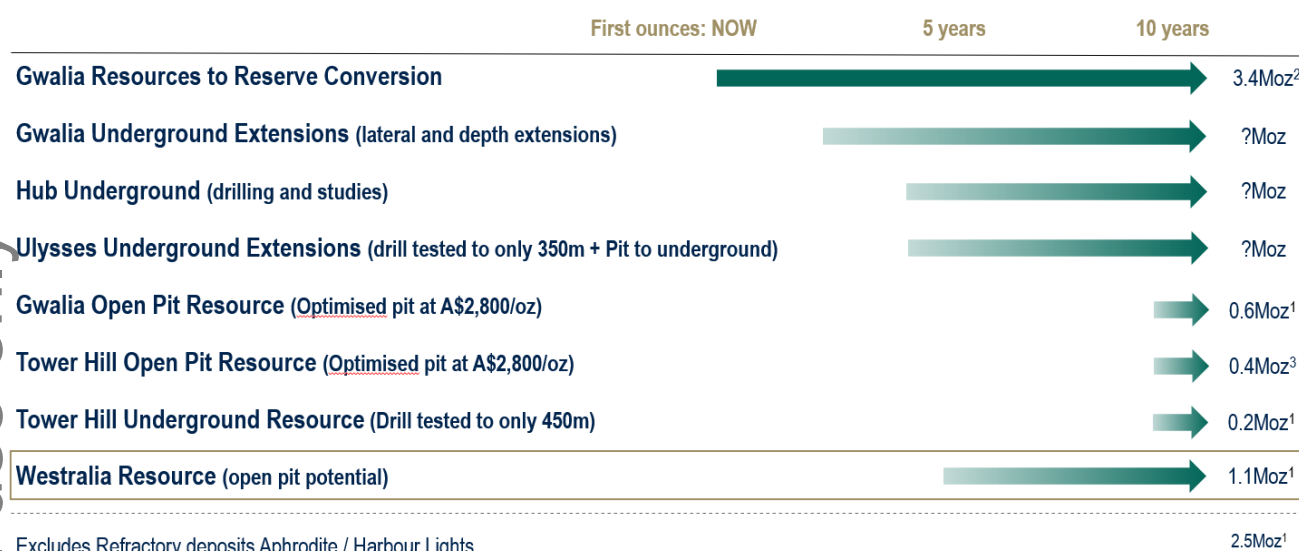
## “ASPIRE 400”

### Learning journey starting with Westralia

The significant gap between Mineral Resources of 15.2Moz and Ore Reserves of 3.3Moz presents significant upside potential to the base-case 10-year production outlook (refer Figure 1).

Multiple conversion opportunities have been identified to close this gap, applying Genesis’ technical and operational rigour to the recently acquired asset base.

Figure 8. Upside NOT included in 10-year production outlook



1. For Resources and Reserves refer to Appendix B or GMD ASX announcement 21st March 2024 “Growth strategy underpinned by robust Reserves”; 2. Derived by subtracting Gwalia Ore Reserves from Gwalia Mineral Resources; 3. Derived by subtracting Tower Hill Open Pit Ore Reserve from Tower Hill Open Pit Mineral Resources.

One early initiative is the re-evaluation of the Westralia Resource, 15km from the Laverton mill.

The previous owner based the existing Westralia Resource on selective underground mining using an external contractor. Alternatively, Genesis is currently investigating a larger, bulk open pit mining opportunity applying the leaner Genesis Mining Services mining model.

The change in approach from selective underground to bulk open pit mining, coupled with a higher gold price (increased +A\$1,300/oz since Westralia underground was last mined in September 2022) has the potential to **unlock significant value from this latent +1Moz gold system**. An update is planned for the December quarter.

## Finance

### Cash position

At 30<sup>th</sup> September 2024 the Company held cash of A\$160 million, gold sale receivables of A\$9 million (received 1 October 2024), bullion of A\$3 million and liquid investments of A\$6 million.

### Gold sales

Gold sales for the quarter were 36,884oz at an average sale price of A\$3,723/oz, for sales revenue of A\$137.3 million (note that gold sales exclude movements of gold in transit).

### FY25 AISC

From the current September quarter 2024, Genesis is reporting AISC/oz using gold sales as the denominator (previously gold recovered).

### Corporate debt facility

As previously flagged, Genesis is well advanced in establishing a prudent corporate debt facility with a number of premium banking partners to provide balance sheet flexibility.



## Hedging

No hedges were delivered into during the September quarter and no hedging was added.

At 30<sup>th</sup> September 2024, the hedge book comprised:

- ▶ Forward sales: 4,500 oz per quarter from October 2024 to September 2025 at an average of A\$3,666/oz
- ▶ Zero cost collars: 4,500 oz per quarter from October 2025 to September 2026 with a put strike price of A\$3,500/oz and a call strike price of A\$4,235/oz

The total hedging of 36,000 ounces represents ~9% of FY25 / 26 production in the Five-year Plan and ~1% of Reserves.

Table 3. Hedging (forward sales) at 30th September 2024

Quarter	oz	A\$/oz
Dec-24	4,500	3,611
Mar-25	4,500	3,649
Jun-25	4,500	3,685
Sep-25	4,500	3,719
<b>Total</b>	<b>18,000</b>	<b>3,666</b>

## Net profit after tax (NPAT)

During the quarter, Genesis generated an unaudited statutory NPAT between A\$9m and A\$11m.

## Cash and accrual flows

Figure 9. September quarter 2024 cash and accruals movements



- ▶ Operating Costs: Mining, processing and site administration.
- ▶ Sustaining Capital / Other: Sustaining capital works (A\$2.4m), sustaining lease repayments (A\$2.4m), underground mine development including drilling (A\$5.9m), open pit mine development (A\$0.8m), royalties (A\$5.2m), corporate expenses (A\$5.6m) and rehabilitation (A\$0.3m).
- ▶ Working Capital Adjustments / Other: Bullion movement and working capital adjustments.

## Corporate structure

Ordinary shares on issue:	1,128m
Unquoted securities:	40m
Market capitalisation:	A\$2.5b (share price A\$2.19)
Cash, bullion and investments (30 <sup>th</sup> September):	A\$178m
Substantial shareholders:	AustralianSuper Pty Ltd 17.6%
	Van Eck Associates Corporation 7.8%
	State Street Corporation 6.9%
	Paradice Investment Management 6.3%
	Vanguard Group 5.0%

This announcement is approved for release by Raleigh Finlayson, Managing Director, Genesis Minerals Limited.

For further information, please contact:

### Investors and Media:

**Troy Irvin**

**Corporate Development Officer**

T: +61 8 6323 9050

[investorrelations@genesisminerals.com.au](mailto:investorrelations@genesisminerals.com.au)

### Media:

**Paul Armstrong**

**Read Corporate**

T: +61 8 9388 1474

[info@readcorporate.com.au](mailto:info@readcorporate.com.au)

### Forward Looking Statements

Some statements in this announcement regarding estimates or future events are forward-looking statements. They include indications of, and guidance on, future matters. Forward-looking statements include, but are not limited to, statements preceded by words such as "planned", "expected", "projected", "estimated", "may", "scheduled", "intends", "anticipates", "believes", "potential", "could", "nominal", "conceptual" and similar expressions. Forward-looking statements, opinions and estimates included in this Announcement are based on assumptions and contingencies which are subject to change without notice, as are statements about market and industry trends, which are based on interpretations of current market conditions.

Forward-looking statements are provided as a general guide only and should not be relied on as a guarantee of future performance. Forward-looking statements may be affected by a range of variables and risks that could cause actual results to differ from estimated results and may cause Genesis' actual performance and financial results in future periods to materially differ from any projections of future performance or results expressed or implied by such forward-looking statements. These risks and uncertainties include but are not limited to liabilities inherent in mine development and production, geological, mining and processing technical problems, the inability to obtain any additional mine licenses, permits and other regulatory approvals required in connection with mining and third party processing operations, competition for among other things, capital, acquisition of reserves, undeveloped lands and skilled personnel, incorrect assessments of the value of acquisitions, changes in commodity prices and exchange rate, currency and interest fluctuations, various events which could disrupt operations and/or the transportation of mineral products, including labour stoppages and severe weather conditions, the demand for and availability of transportation services, the ability to secure adequate financing and management's ability to anticipate and manage the foregoing factors and risks. These and other factors should be considered carefully and readers should not place undue reliance on such forward-looking information. There can be no assurance that forward-looking statements will prove to be correct.

### Competent Person Statements

The information in this announcement that relates to:

- Mineral Resource and Ore Reserve estimates for Genesis are extracted from Genesis' ASX announcement 21<sup>st</sup> March 2024 "Growth strategy underpinned by robust Reserves" available at [www.genesisminerals.com.au](http://www.genesisminerals.com.au) and [www.asx.com](http://www.asx.com).
- Exploration Results is based on information compiled by Mr. Andrew de Joux who is a full-time employee of Genesis Minerals Limited, a shareholder of Genesis Minerals Limited and is a member of The Australian Institute of Geoscientists. Mr de Joux has sufficient experience that is relevant to the style of mineralisation and type of deposit under consideration and to the activity being undertaken to qualify as a Competent Person as defined in the 2012 Edition of the 'Australasian Code for Reporting of Exploration Results, Mineral Resources and Ore Reserves'. Mr de Joux consents to the inclusion in the report of the matters based on his information in the form and context in which it appears.

In each case above, Genesis confirms that it is not aware of any new information or data that materially affects the information included in the market announcements and Genesis confirms that all material assumptions and technical parameters underpinning the Mineral Resource and Ore Reserve estimates in the market announcements continue to apply and have not materially changed. Genesis confirms that the form and context in which the Competent Persons' findings are presented have not been materially modified.

### No Liability

Genesis Minerals Limited has prepared this announcement based on information available to it. No representation or warranty, express or implied, is made as to the fairness, accuracy, completeness or correctness of the information, opinions or conclusions contained in this announcement. To the maximum extent permitted by law, none of Genesis Minerals Limited, its directors, officers, employees, associates, advisers and agents, nor any other person accepts any liability, including, without limitation, any liability arising from fault or negligence on the part of any of them or any other person, for any loss arising from the use of this announcement or its contents or otherwise arising in connection with it.

This announcement is not an offer, invitation, solicitation, or other recommendation with respect to the subscription for, purchase or sale of any security, and neither this announcement nor anything in it shall form the basis of any contract or commitment whatsoever.