

## September 2024 – QUARTERLY ACTIVITIES REPORT

Ora Banda produces record 24,327oz, lifts cash balance to \$48.7 million and commissions second high grade mine

### Highlights:

- No Lost Time Injuries
- Gold sold increased by 40% from the prior quarter to 25,536oz, a record for the Company
- Gold production increased 26% from the prior quarter to 24,327oz, a record quarter and the fifth consecutive quarter of production growth from the Davyhurst process plant
- Closing cash of \$48.7 million, a \$21.9 million increase from the prior quarter. Expenditure included:
  - \$23.4 million on growth capital including \$16.3 million on Riverina & Sand King Underground development
  - \$4.4 million on growth infrastructure
  - \$2.7 million on resource development & exploration activities
- AISC for the quarter at A\$2,285/oz sold was 21% lower than the prior quarter and marginally above the upper end of the FY25 guidance of \$1,975/oz to \$2,125/oz
- Riverina Underground reached commercial production (on 1 August 2024) including:
  - 164.6kt mined at 4.5g/t for 24koz mined (51% increase from prior quarter) and continues to outperform the reserve grade of 4.2g/t
  - Stopping totalled 95kt at 5.8g/t for 17.6koz (139% increase from prior quarter)
  - 2,286 total development metres completed, including 368 vertical development and operating metres
- Sand King portal established and mine development aligned with schedule<sup>1</sup>. The decline is advancing well in good ground conditions, with 257 development metres completed
- The commissioning of these two high grade underground mines in parallel form the key pillars of Ora Banda's growth strategy, the DRIVE to 150, aimed at lifting the Company's gold production to ~150koz in FY26
- Production benefited from previous quarter stockpiles of Riverina Underground and open pit ore, which supplemented the Davyhurst mill feed
- Available stocks at September quarter end totalled 5koz, including 2koz in GIC

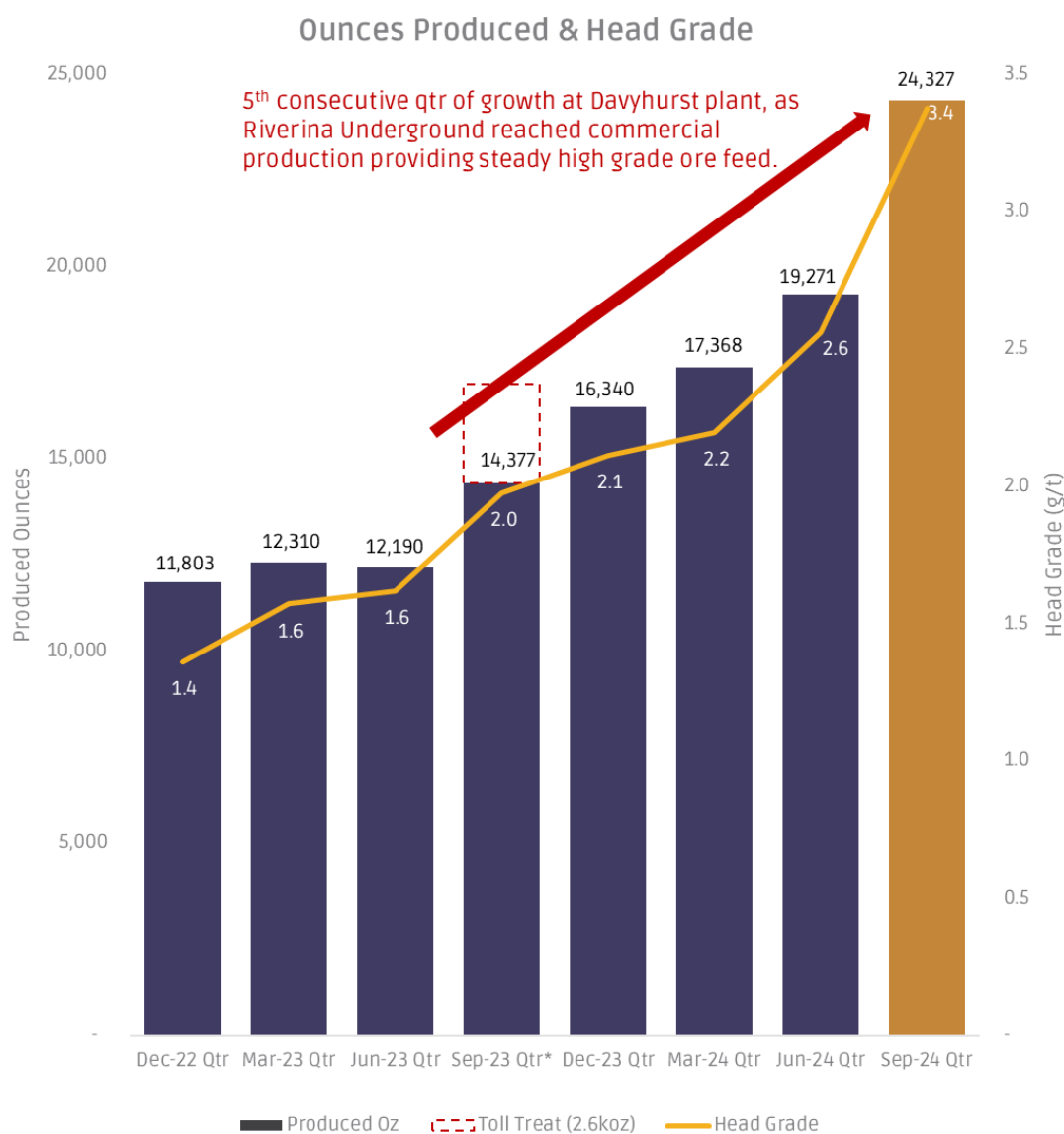
<sup>1</sup> Refer ASX announcement dated 3 September 2024 – Riverina and Sand King Update

Ora Banda Mining Limited (ASX: OBM) (“Ora Banda”, “Company”) is pleased to report on its activities for the September 2024 quarter – a period during which the Company achieved commercial production at its first underground mine, established the portal at its second underground mine and produced record numbers from its processing plant, for its fifth consecutive quarter of production growth (see Figure 1).

The Company's first underground operation, Riverina Underground achieved commercial production with 24koz mined (see Figure 2). September quarter physicals from Riverina Underground are in line with the required run-rate to achieve FY25 production guidance. This contribution of high grade ore from Riverina Underground was a key driver for another record production for the September quarter of 24,327oz.

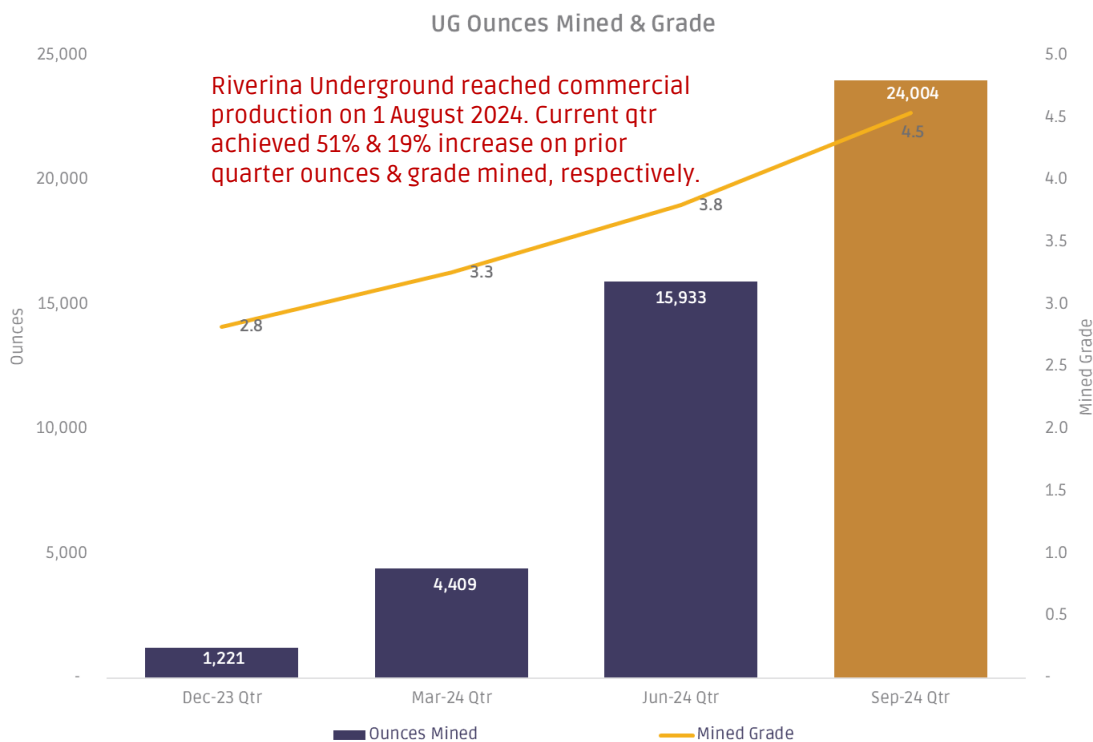
During the period, mining operations commenced at the Sand King Underground mine with the portal established and mine development underway. The decline is advancing well in good ground conditions and recruitment of specialty management and technical staff is on track.

Figure 1 - Quarterly ounce production demonstrating continued growth for 5 consecutive quarters



\* September-23 Qtr totalled 16,952oz produced with the addition of 2,575oz from toll-treat campaign

Figure 2 - Quarterly ounces mined (inc. low grade) from Riverina Underground showing ramp up to commercial production (in Aug-2024)



### Managing Director's Comment

Ora Banda's Managing Director, Luke Creagh, said:

*"This quarter marked a key inflection point for the Company, as we consolidated Riverina Underground as our base load feed source and established our second high-grade underground mine with the commencement of operations at Sand King.*

*"We are getting more excited about the potential of Riverina Underground as it continues to deliver upside on grade and we gain a greater understanding of the very high-grade shoots that are present, reiterating that we are still in the early stages of unlocking this potentially large, high-grade system.*

*"The performance this quarter demonstrates the significant value that the Company's underground strategy can deliver, as we generated meaningful cashflow of over \$21 million dollars, after spending over \$23 million on growth projects whilst noting that Riverina Underground only half fills our processing plant. We are looking forward to delivering Sand King over the remainder of this financial year to have our mill full of high-grade feed which is expected to provide another significant inflection of increased production and cashflow".*

For personal use only

# Davyhurst Project

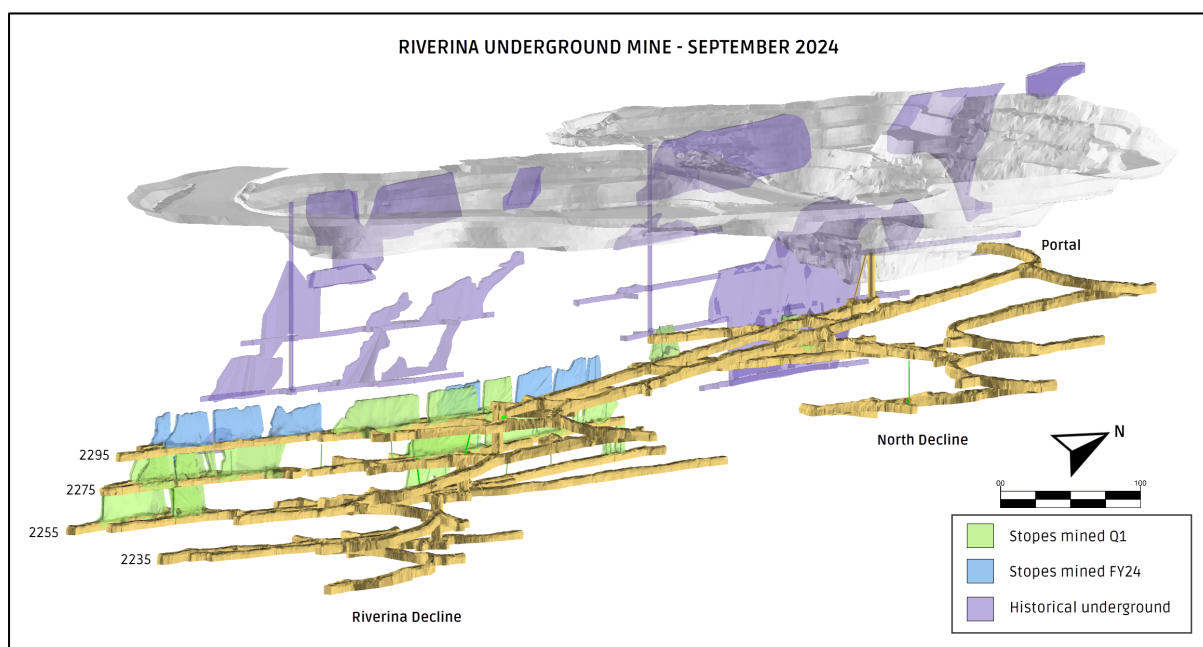
## Underground Mining – Riverina

Riverina Underground achieved commercial production on 1 August 2024 following two consecutive months of steady state production. A total of 1,918 development advance metres (excluding vertical development) were completed during the quarter, which includes 1,047 metres of operating development.

During the quarter a total of 27,132t of development ore was mined at a grade of 4.4g/t for 3,861oz. Stopping continued in the main ore body and for the quarter delivered 94,960t at 5.8g/t for 17,597oz representing a 139% increase from the prior quarter.

Level plans at Riverina Underground continue to demonstrate that Riverina main lodes are continuous and high-grade, with a high conversion of stopping tonnes along the ore drives. This in line with expectations and highlights the low capital intensity of the decline development.

Figure 3 – Riverina Underground oblique view looking northwest



Recent grade control infill drilling returned from Riverina Underground also confirms the consistency and high-grade nature of the Riverina ore lodes. Of the 122 holes that intersected significant gold mineralisation, 102 returned results above 10 gram-metres which also included 45 intercepts over 20 gram-metres<sup>1</sup>.

<sup>1</sup> Refer ASX announcement dated 3 September 2024 – Riverina and Sand King Update

For personal use only

## Underground Development – Sand King

The Company's second underground mine, Sand King, commenced operations during the quarter, with the portal established and mine development underway. A total of 257 development advance metres were completed in good ground conditions. Recruitment of operational and technical staff is on track.

First development ore is expected in the December 2024 quarter and first stoping ore is expected in the March 2025 quarter with steady state production of 60kozpa expected to commence in the June 2025 quarter.

*Figure 4 – Left: portal established, and mining commenced. Right: underground survey markup*



## Processing

The key improvements completed at the crushing and milling circuits in FY24 culminated in another record quarter from the Davyhurst mill. A total of 257,700t was milled at 3.4g/t for 24,327oz produced, a 26% increase at the Davyhurst mill from the previous quarter. The milled grade of 3.4g/t is a 32% increase on the prior quarter, with the higher-grade Riverina Underground ore being the main feed source for the quarter.

The quarter focused on overall ounce production with throughput of the higher-grade underground feed prioritised with a recovery of 87%. Capital projects are underway to increase both throughput and recoveries that will be completed over the course of FY25.

For personal use only

## Physicals

Davyhurst Gold Project		Quarter	
Operations Summary	Units	Sep-24	FY25 YTD
<b>UNDERGROUND</b>			
<b>Riverina</b>			
Capital Development	Metres	871	871
Operating Development	Metres	1,047	1,047
Vertical Development	Metres	119	119
Vertical Operating	Metres	249	249
Development Ore Mined	Tonnes	27,132	27,132
Development Mined Grade	g/t	4.4	4.4
Development Ounces Mined	oz	3,861	3,861
Stope Ore Mined	Tonnes	94,960	94,960
Stope Mined Grade	g/t	5.8	5.8
Stope Ounces Mined	oz	17,597	17,597
<b>Mined Ore</b>			
Ore Mined	Tonnes	122,092	122,092
Mined Grade	g/t	5.5	5.5
Ounces Mined	oz	21,458	21,458
<b>Low Grade</b>			
Ore Mined	Tonnes	42,460	42,460
Mined Grade	g/t	1.9	1.9
Ounces Mined	oz	2,546	2,546
<b>TOTAL MINING</b>			
Ore Mined	Tonnes	164,552	164,552
Mined Grade	g/t	4.5	4.5
Ounces Mined	oz	24,004	24,004
<b>PROCESSING</b>			
Milled Tonnes	Tonnes	257,700	257,700
Head Grade	g/t Au	3.4	3.4
Recovery	%	87%	87%
Gold Produced	oz	24,327	24,327
<b>Gold Sold</b>	<b>oz</b>	<b>25,536</b>	<b>25,536</b>
Average Price	A\$/oz	3,747	3,747
<b>Revenue - Gold &amp; Silver Sales</b>	<b>A\$M</b>	<b>95.7</b>	<b>95.7</b>
<b>GOLD INVENTORIES</b>			
Total Stockpiles Contained Gold	oz	3,028	3,028
Gold in Circuit (GC)	oz	2,007	2,007
<b>Total Gold Inventories</b>	<b>oz</b>	<b>5,035</b>	<b>5,035</b>

For personal use only

## Drilling Programs

A total of \$2.7 million was spent on resource development and exploration activities during the quarter. This included surface programs at both Sand King and Riverina, with a total of 1,063 diamond drilling metres and 2,210 reverse circulation drill metres completed.

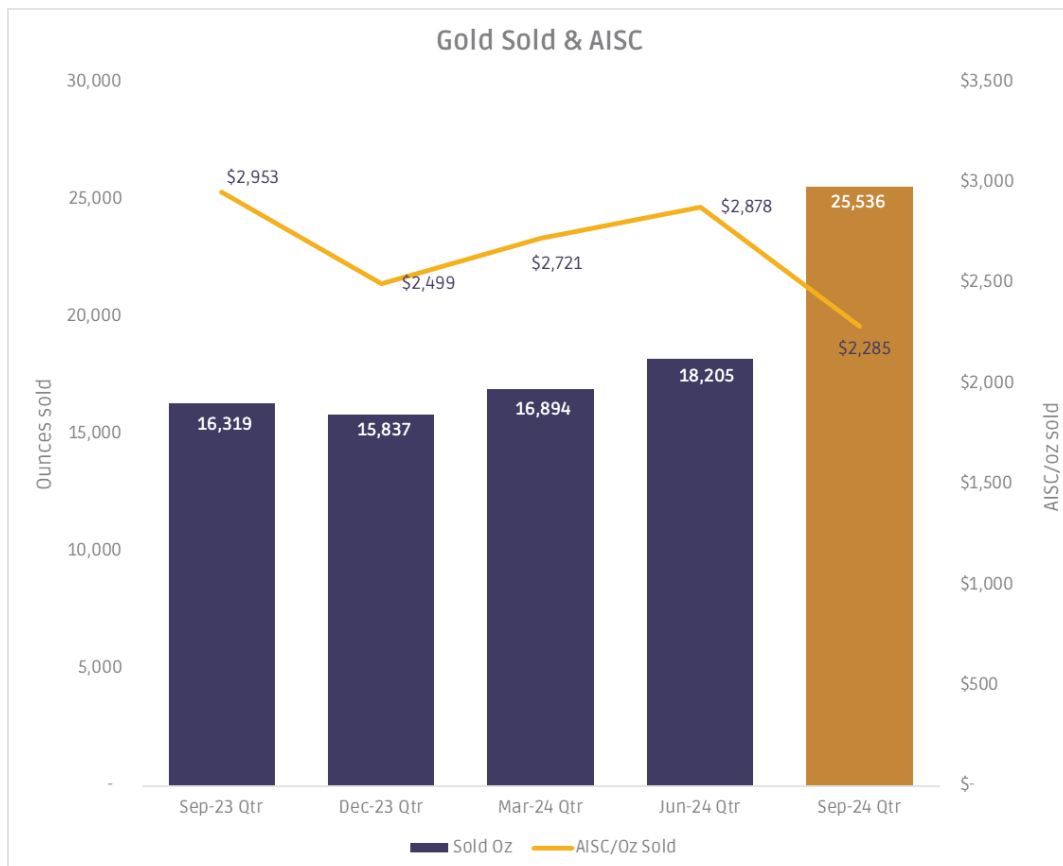
A second underground rig arrived in September 2024 to accelerate life of mine drilling (resource definition and conversion). A total of 3,194 diamond drilling metres were completed by the second underground rig in the month. Two additional surface diamond drill rigs are also scheduled to start drilling early in the December 2024 quarter at Riverina to explore for southern extensions and depth extensions, in line with the \$25 million budgeted for FY25 resource development & exploration drilling.

## Gold Sold and AISC

Total gold sold for the quarter was a record of 25,536oz, a 40% increase from the previous quarter reflecting the Company's change in strategy to high grade underground mining. AISC per ounce sold for the quarter was \$2,285/oz, a 21% decrease from the prior quarter but marginally above the upper end of the FY25 guidance range of \$1,975/oz to \$2,125/oz. The AISC for the quarter was impacted by:

- ~\$2.5 million in one-off costs attributed to dewatering at the Riverina Underground. Capital projects were completed shortly after quarter end, which permanently removes the operating costs that were incurred in the quarter; and
- ~\$3.5 million in stock movements attributed to higher cost, lower margin open pit stockpiles from 30 June 2024. Valued stockpiles attributed to open pit are expected to be fully depleted in Q2 of FY25.

Figure 5 - Gold Sold & AISC





## Finance

Finance Summary	Units	Sept Qtr	FY25 Total
Underground Mining	\$'000s	18,338	18,338
Processing	\$'000s	14,851	14,851
Haulage	\$'000s	3,817	3,817
Site G&A	\$'000s	3,062	3,062
Royalties	\$'000s	3,111	3,111
Corporate Overheads	\$'000s	4,311	4,311
By Product Credits	\$'000s	(602)	(602)
<b>Operating Costs</b>	<b>\$'000s</b>	<b>46,889</b>	<b>46,889</b>
Rehab- Accretion	\$'000s	186	186
Inventory Stock Movements	\$'000s	8,339	8,339
Sustaining Mine Development	\$'000s	2,602	2,602
Sustaining Capital	\$'000s	336	336
<b>All-in Sustaining Costs</b>	<b>\$'000s</b>	<b>58,353</b>	<b>58,353</b>
<b>Gold Sales</b>	<b>oz</b>	<b>25,536</b>	<b>25,536</b>
Underground Mining	\$/ oz	718	718
Processing	\$/ oz	582	582
Haulage	\$/ oz	149	149
Site G&A	\$/ oz	120	120
Royalties	\$/ oz	122	122
Corporate Overheads	\$/ oz	169	169
By Product Credits	\$/ oz	(24)	(24)
<b>Cash Operating Costs</b>	<b>\$/ oz</b>	<b>1,836</b>	<b>1,836</b>
Rehab- Accretion	\$/ oz	7	7
Inventory Stock Movements	\$/ oz	327	327
Sustaining Mine Development	\$/ oz	102	102
Sustaining Capital	\$/ oz	13	13
<b>All-in Sustaining Costs</b>	<b>\$/ oz</b>	<b>2,285</b>	<b>2,285</b>
Revenue	A\$M	95.7	95.7
Average realised gold price	\$/ oz	3,747	3,747

For personal use only

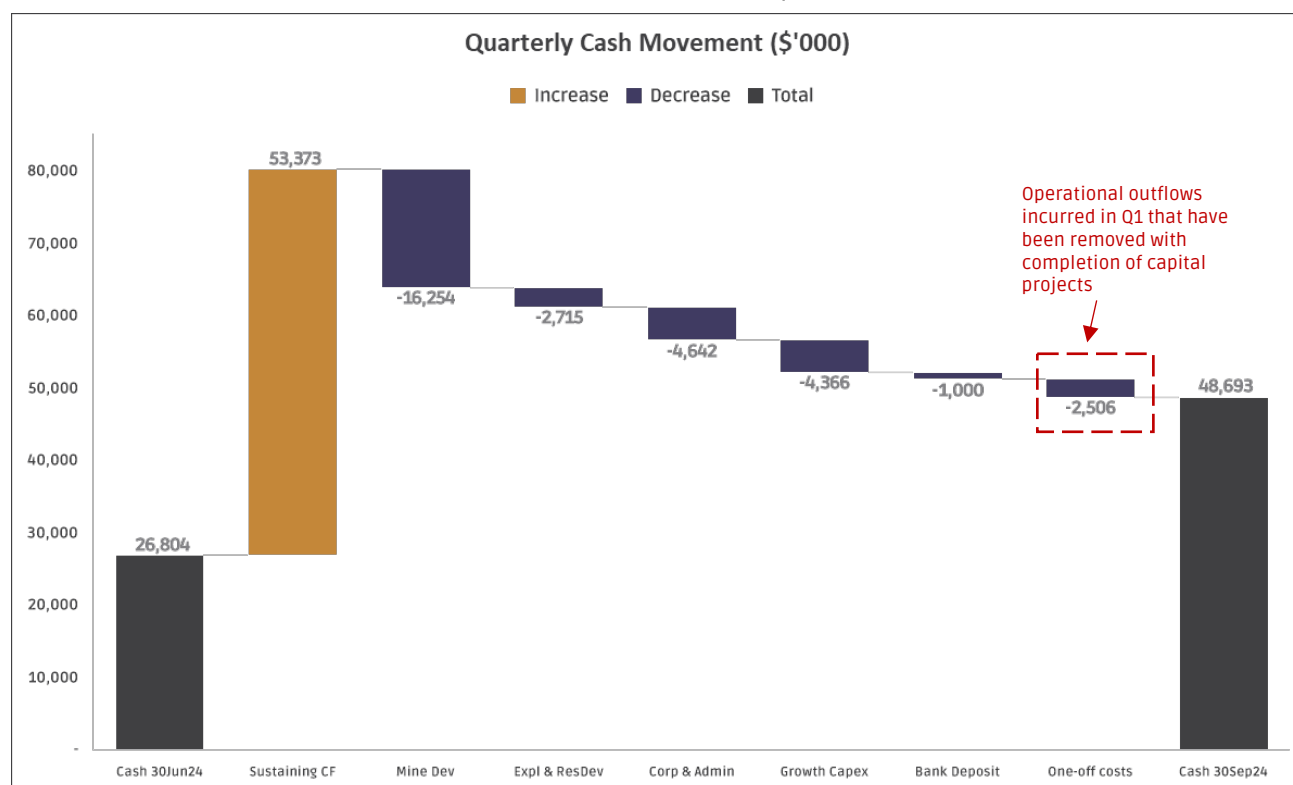


## Cash & Equivalents

As at 30 September 2024 cash totalled \$48.7 million, representing a \$21.9 million increase in cash for the period.

Cash and Equivalents	Units	September Qtr
Cash at bank	\$'000s	48,693
<b>Total</b>	<b>\$'000s</b>	<b>48,693</b>

Refer below for a reconciliation of movements in cash for the quarter:



Sustaining cash flows is calculated as revenue less operating costs & less sustaining capex.

Bank deposits relate to cash backed bank guarantees that are treated as restricted cash and does not form part of the closing cash balance noted above.

As at 30 September 2024 the Company had no gold hedging commitments.

During the quarter, the Company was reclassified by ASX from a mining exploration entity to a mining producing entity and hence is no longer required to lodge a quarterly cash flow report (Appendix 5B) pursuant to ASX Listing Rule 5.5.

## Corporate

As at 30 September 2024, the issued capital of the Company was:

	No. of Instruments
Fully paid ordinary shares	1,862,656,386
Unlisted performance rights	157,859,201

During the quarter:

- 4,908,665 unlisted performance rights were exercised;
- 4,757,920 unlisted performance rights were cancelled following employee resignations; and
- The Company issued 62,413 fully paid ordinary shares in lieu of fees payable (“Fee Shares”) to non-executive directors as approved by shareholders at the Company’s annual meeting held on 28 November 2023. The Fee Shares are issued to each director on a quarterly basis, with the deemed issue price of the Fee Shares equal to the VWAP of Ora Banda’s shares calculated over the 10 Trading Days prior to the end of the quarter.

On 25 July 2024, the Company issued 1,091,614 fully paid ordinary shares as part consideration for the termination of a historical royalty payable by wholly owned subsidiary Carnegie Gold Pty Ltd to Austsino Resources Group Limited<sup>1</sup>.

<sup>1</sup> See ASX announcement dated 28 June 2024 – “Termination of Austsino Royalty” for information regarding the resolution.

This announcement was authorised for release to the ASX by the Board of Directors of Ora Banda. For further information about Ora Banda and its projects please visit the Company’s website at [www.orabandamining.com.au](http://www.orabandamining.com.au).

#### Investor & Media Queries:

Luke Creagh  
Managing Director  
+61 8 6365 4548  
[admin@orabandamining.com.au](mailto:admin@orabandamining.com.au)

#### Competent Persons Statements

The information in this announcement that relates to Ore Reserves & Mineral Resources was reported in the Company’s ASX announcement, Annual Mineral Resource and Ore Reserve Statement, dated 2 July 2024, and is available to view at [www.orabandamining.com.au](http://www.orabandamining.com.au). The Company confirms that it is not aware of any new information or data that materially affects the information included in that announcement and that all material assumptions and technical parameters underpinning the estimates in that announcement continue to apply and have not materially changed.

The information in this announcement that relates to exploration results was reported in the Company’s ASX announcement dated 3 September 2024 and is available to view at [www.orabandamining.com.au](http://www.orabandamining.com.au). The Company confirms that it is not aware of any new information or data that materially affects the information included in that announcement.

#### Forward Looking Statements

This announcement contains forward-looking statements which may be identified by words such as “forecast”, “believes”, “estimates”, “expects”, “intends”, “may”, “will”, “would”, “could”, or “should” and other similar words that involve risks and uncertainties. These statements are based on an assessment of present economic and operating conditions, and on a number of assumptions regarding future events and actions that, as at the date of this announcement, are expected to take place.

Such forward-looking statements are provided as a general guide only, are not guarantees of future performance and involve known and unknown risks, uncertainties, assumptions and other important factors, many of which are beyond the control of the Company, the Directors and management of the Company. When forecasting costs and production the Company has taken into account current operating costs, design, plans for the mine as set out above, cost escalation, required personnel numbers and inputs including capital estimates, submitted tender rates from contractors and suppliers, and average industry productivity and mining specification metrics. These and other factors could cause actual results to differ materially from those expressed or implied in any forward-looking statements. The Company has no intention to update or revise forward-looking statements, or to publish prospective financial information in the future, regardless of whether new information, future events or any other factors affect the information contained in this announcement, except where required by law. The Company cannot and does not give assurances that the results, performance or achievements expressed or implied in the forward-looking statements contained in this announcement will actually occur and investors are cautioned not to place undue reliance on these forward-looking statements.

For personal use only

# Appendix 1 – Additional Information

## Introduction

Ora Banda Mining's Davyhurst Gold Project consists of four sub-regions:

- Riverina
- Davyhurst
- Lady Ida
- Siberia

that collectively cover an area of approximately 1,160 km<sup>2</sup> extending ~140 km from north to south.

For personal use only

## Appendix 2 – Tenement Schedule

Tenement No.	Status	Registered Holder	Ownership	Location
E16/0344	Granted	Siberia Mining Corporation Pty Ltd	100/100	Coolgardie
E16/0456	Granted	Siberia Mining Corporation Pty Ltd	100/100	Coolgardie
E16/0473	Granted	Carnegie Gold Pty Ltd	100/100	Coolgardie
E16/0474	Granted	Carnegie Gold Pty Ltd	100/100	Coolgardie
E16/0475	Granted	Beacon Mining Pty Ltd	100/100	Coolgardie
E16/0480	Granted	Carnegie Gold Pty Ltd	100/100	Coolgardie
E16/0482	Granted	Siberia Mining Corporation Pty Ltd	100/100	Coolgardie
E16/0483	Granted	Beacon Mining Pty Ltd	100/100	Coolgardie
E16/0484	Granted	Beacon Mining Pty Ltd	100/100	Coolgardie
E16/0486	Granted	Beacon Mining Pty Ltd	100/100	Coolgardie
E16/0487	Granted	Siberia Mining Corporation Pty Ltd	100/100	Coolgardie
E24/0234	Granted	Siberia Mining Corporation Pty Ltd	100/100	Kalgoorlie
E29/0955	Granted	Siberia Mining Corporation Pty Ltd	100/100	Kalgoorlie
E30/0333	Granted	Carnegie Gold Pty Ltd	100/100	Menzies
E30/0335	Granted	Carnegie Gold Pty Ltd	100/100	Coolgardie
E30/0338	Granted	Carnegie Gold Pty Ltd	100/100	Menzies
E30/0454	Granted	Carnegie Gold Pty Ltd	100/100	Menzies
E30/0468	Granted	Carnegie Gold Pty Ltd	100/100	Menzies
E30/0490	Granted	Carnegie Gold Pty Ltd	100/100	Menzies
E30/0491	Granted	Carnegie Gold Pty Ltd	100/100	Menzies
E30/0504	Granted	Carnegie Gold Pty Ltd	100/100	Menzies
E30/0565	Granted	Carnegie Gold Pty Ltd	100/100	Menzies
G24/0042	Application	Siberia Mining Corporation Pty Ltd	100/100	Kalgoorlie
G30/0006	Granted	Carnegie Gold Pty Ltd	100/100	Menzies
G30/0007	Granted	Carnegie Gold Pty Ltd	100/100	Menzies
G30/0008	Granted	Carnegie Gold Pty Ltd	100/100	Menzies
G30/0009	Granted	Carnegie Gold Pty Ltd	100/100	Menzies
L15/0224	Granted	Lamerton Pty Ltd / Geoda Pty Ltd	50/100 & 50/100	Coolgardie
L16/0058	Granted	Lamerton Pty Ltd / Geoda Pty Ltd	50/100 & 50/100	Coolgardie
L16/0062	Granted	Lamerton Pty Ltd / Geoda Pty Ltd	50/100 & 50/100	Coolgardie
L16/0072	Granted	Carnegie Gold Pty Ltd	100/100	Coolgardie
L16/0073	Granted	Carnegie Gold Pty Ltd	100/100	Coolgardie
L16/0103	Granted	Siberia Mining Corporation Pty Ltd	100/100	Coolgardie

For personal use only

L16/0134	Granted	Siberia Mining Corporation Pty Ltd	100/100	Coolgardie
L16/0137	Granted	Siberia Mining Corporation Pty Ltd	100/100	Coolgardie
L16/0138	Granted	Lamerton Pty Ltd / Geoda Pty Ltd	50/100 & 50/100	Coolgardie
L16/0142	Granted	Siberia Mining Corporation Pty Ltd	100/100	Coolgardie
L24/0085	Granted	Siberia Mining Corporation Pty Ltd	100/100	Coolgardie
L24/0115	Granted	Siberia Mining Corporation Pty Ltd	96/96	Kalgoorlie
L24/0170	Granted	Carnegie Gold Pty Ltd	100/100	Kalgoorlie
L24/0174	Granted	Carnegie Gold Pty Ltd	100/100	Kalgoorlie
L24/0188	Granted	Siberia Mining Corporation Pty Ltd	100/100	Kalgoorlie
L24/0224	Granted	Siberia Mining Corporation Pty Ltd	100/100	Kalgoorlie
L24/0233	Granted	Carnegie Gold Pty Ltd	100/100	Kalgoorlie
L24/0240	Granted	Carnegie Gold Pty Ltd	100/100	Kalgoorlie
L24/0242	Granted	Carnegie Gold Pty Ltd	100/100	Kalgoorlie
L24/0246	Granted	Siberia Mining Corporation Pty Ltd	100/100	Kalgoorlie
L30/0035	Granted	Carnegie Gold Pty Ltd	96/96	Menzies
L30/0037	Granted	Carnegie Gold Pty Ltd	100/100	Menzies
L30/0069	Granted	Carnegie Gold Pty Ltd	100/100	Menzies
L30/0074	Granted	Carnegie Gold Pty Ltd	100/100	Menzies
L30/0077	Granted	Carnegie Gold Pty Ltd	100/100	Menzies
L30/0078	Granted	Carnegie Gold Pty Ltd	100/100	Menzies
L30/0079	Granted	Carnegie Gold Pty Ltd	100/100	Menzies
L30/0081	Granted	Carnegie Gold Pty Ltd	100/100	Menzies
L30/0082	Granted	Carnegie Gold Pty Ltd	100/100	Menzies
L30/0083	Granted	Carnegie Gold Pty Ltd	100/100	Menzies
L30/0086	Granted	Carnegie Gold Pty Ltd	100/100	Menzies
L30/0088	Granted	Carnegie Gold Pty Ltd	100/100	Menzies
L30/0096	Granted	Carnegie Gold Pty Ltd	100/100	Menzies
L30/0097	Granted	Carnegie Gold Pty Ltd	100/100	Menzies
L30/0098	Granted	Carnegie Gold Pty Ltd	100/100	Menzies
M16/0262	Granted	Lamerton Pty Ltd / Geoda Pty Ltd	50/100 & 50/100	Coolgardie
M16/0263	Granted	Lamerton Pty Ltd / Geoda Pty Ltd	50/100 & 50/100	Coolgardie
M16/0264	Granted	Lamerton Pty Ltd / Geoda Pty Ltd	50/100 & 50/100	Coolgardie
M16/0268	Granted	Carnegie Gold Pty Ltd	100/100	Coolgardie
M16/0470	Granted	Carnegie Gold Pty Ltd	100/100	Coolgardie
M24/0039	Granted	Charles Robert Gardner	96/96	Kalgoorlie
M24/0115	Granted	Siberia Mining Corporation Pty Ltd	96/96	Kalgoorlie
M24/0159	Granted	Siberia Mining Corporation Pty Ltd	100/100	Kalgoorlie

M24/0208	Granted	Siberia Mining Corporation Pty Ltd	96/96	Kalgoorlie
M24/0376	Granted	Siberia Mining Corporation Pty Ltd	100/100	Kalgoorlie
M24/0634	Granted	Siberia Mining Corporation Pty Ltd	100/100	Kalgoorlie
M24/0660	Granted	Heron Resources Ltd	100/100	Kalgoorlie
M24/0663	Granted	Siberia Mining Corporation Pty Ltd	100/100	Kalgoorlie
M24/0664	Granted	Siberia Mining Corporation Pty Ltd	100/100	Kalgoorlie
M24/0665	Granted	Heron Resources Ltd / Impress Energy Pty Ltd	90/100 & 10/100	Kalgoorlie
M24/0683-l	Granted	Siberia Mining Corporation Pty Ltd	100/100	Kalgoorlie
M24/0686	Granted	Siberia Mining Corporation Pty Ltd	100/100	Kalgoorlie
M24/0757	Granted	Siberia Mining Corporation Pty Ltd	100/100	Kalgoorlie
M24/0772-l	Granted	Siberia Mining Corporation Pty Ltd	100/100	Kalgoorlie
M24/0797	Granted	Siberia Mining Corporation Pty Ltd	100/100	Kalgoorlie
M24/0845	Granted	Siberia Mining Corporation Pty Ltd	100/100	Kalgoorlie
M24/0846	Granted	Siberia Mining Corporation Pty Ltd	100/100	Kalgoorlie
M24/0847	Granted	Siberia Mining Corporation Pty Ltd	100/100	Kalgoorlie
M24/0848	Granted	Siberia Mining Corporation Pty Ltd	100/100	Kalgoorlie
M24/0915-l	Granted	Siberia Mining Corporation Pty Ltd	100/100	Kalgoorlie
M24/0916	Granted	Siberia Mining Corporation Pty Ltd	100/100	Kalgoorlie
M24/0960	Granted	Siberia Mining Corporation Pty Ltd	100/100	Kalgoorlie
M24/0973	Application	Siberia Mining Corporation Pty Ltd	100/100	Kalgoorlie
M30/0102	Granted	Carnegie Gold Pty Ltd	100/100	Menzies
M30/0103	Granted	Carnegie Gold Pty Ltd	100/100	Menzies
M30/0111	Granted	Carnegie Gold Pty Ltd	100/100	Menzies
M30/0123	Granted	Carnegie Gold Pty Ltd	100/100	Menzies
M30/0126	Granted	Carnegie Gold Pty Ltd	100/100	Menzies
M30/0157	Granted	Carnegie Gold Pty Ltd	96/96	Menzies
M30/0187	Granted	Carnegie Gold Pty Ltd	100/100	Coolgardie
M30/0253	Granted	Carnegie Gold Pty Ltd	100/100	Menzies
M30/0255	Granted	Carnegie Gold Pty Ltd	100/100	Coolgardie
M30/0256	Granted	Carnegie Gold Pty Ltd	100/100	Menzies
P16/3490	Application	Carnegie Gold Pty Ltd	100/100	Menzies
P24/4395	Granted	Siberia Mining Corporation Pty Ltd	100/100	Kalgoorlie
P24/4396	Granted	Siberia Mining Corporation Pty Ltd	100/100	Kalgoorlie
P24/4400	Granted	Siberia Mining Corporation Pty Ltd	100/100	Kalgoorlie
P24/4401	Granted	Siberia Mining Corporation Pty Ltd	100/100	Kalgoorlie
P24/4402	Granted	Siberia Mining Corporation Pty Ltd	100/100	Kalgoorlie



P24/4403	Granted	Siberia Mining Corporation Pty Ltd	100/100	Kalgoorlie
P24/5073	Granted	Siberia Mining Corporation Pty Ltd	100/100	Kalgoorlie
P24/5536	Granted	Siberia Mining Corporation Pty Ltd	100/100	Kalgoorlie
P24/5537	Granted	Siberia Mining Corporation Pty Ltd	100/100	Kalgoorlie

### Tenement Acquisitions and Disposals

Mining Tenements Disposed	P24/5074 and P24/5075
Mining Tenement Applications	G24/42 and P16/3490
Mining Tenements Granted	L30/83 and L30/98
Beneficial interests (%) in commercial agreements acquired or disposed	E24/203 and M24/1002