WEST ARUNTA PROJECT

A ONCE IN A GENERATION NIOBIUM DISCOVERY

CORPORATE PRESENTATION

OCTOBER 2024

WA RESOURCES LTD

For personal use only

IMPORTANT NOTICES AND DISCLAIMER

For personal use only

Nature of Document: This presentation has been prepared and issued by WA1 Resources Ltd (WA1, the Company) to provide general information about the Company. The information in this document is in summary form and should not be relied upon as a complete and accurate representation of any matters that a reader should consider in evaluating the Company. While management has taken every effort to ensure the accuracy of the material in this presentation, the Company and its advisers have not verified the accuracy or completeness of the material contained in this presentation.

Forward-Looking Statements: This presentation contains forward-looking information about the Company and its operations. In certain cases, forward-looking information may be identified by such terms as "anticipates", "believes", “should”, "could", "estimates", “target”, “likely”, “plan”, "expects", "may", “intend”, "shall", "will", or "would". These statements are based on information currently available to the Company and the Company provides no assurance that actual results will meet management's expectations. Forward-looking statements are subject to risk factors associated with the Company’s business, many of which are beyond the control of the Company. It is believed that the expectations reflected in these statements are reasonable but they may be affected by a variety of variables and changes in underlying assumptions which could cause actual results or trends to differ materially from those expressed or implied in such statements. There can be no assurance that actual outcomes will not differ materially from these statements.

Disclaimer: No representation or warranty, express or implied, is made by the Company that the material contained in this presentation will be achieved or proved correct. Except for statutory liability which cannot be excluded, each of the Company, its directors, officers, employees, advisors and agents expressly disclaims any responsibility for the accuracy, fairness, sufficiency or completeness of the material contained in this presentation and excludes all liability whatsoever (including in negligence) for any loss or damage which may be suffered by any person as a consequence of any information in this presentation or any effort or omission therefrom. The Company will not update or keep current the information contained in this presentation or to correct any inaccuracy or omission which may become apparent, or to furnish any person with any further information. Any opinions expressed in the presentation are subject to change without notice.

Not an offer: This presentation and its contents are not an invitation, offer, solicitation or recommendation with respect to the purchase or sale of any securities in the Company in any jurisdiction and must not be distributed, transmitted, or viewed by any person in any jurisdiction where the distribution, transmission or viewing of this document would be unlawful under the securities or other laws of that or any other jurisdiction. This presentation is not a prospectus or any other offering document under Australian law (and will not be lodged with the Australian Securities and Investments Commission) or any other law.

All currency amounts are in Australian dollars unless specified otherwise.

Not financial product advice: Neither the Company nor any of its related bodies corporate is licensed to provide financial product advice in respect of the Company's securities or any other financial products. You should not act and refrain from acting in reliance on this presentation. Nothing contained in this presentation constitutes investment, legal, tax or other advice. This presentation does not take into account the individual investment objectives, financial situation and particular needs of Company shareholders. Before making a decision to invest in the Company at any time, you should conduct, with the assistance of your broker or other financial or professional adviser, your own investigation in light of your particular investment needs, objectives and financial circumstances and perform your own analysis of the Company before making any investment decision.

WEST ARUNTA PROJECT

Luni niobium deposit was discovered in 2022 and is located in Western Australia

100% owned by WA1

A$100M in cash to advance key project workstreams

Strong share register of long-term institutional investors

Highly qualified management team with **over 10 years of direct experience operating in the West Arunta**

Board of directors have significant shareholdings and are aligned to shareholder interests

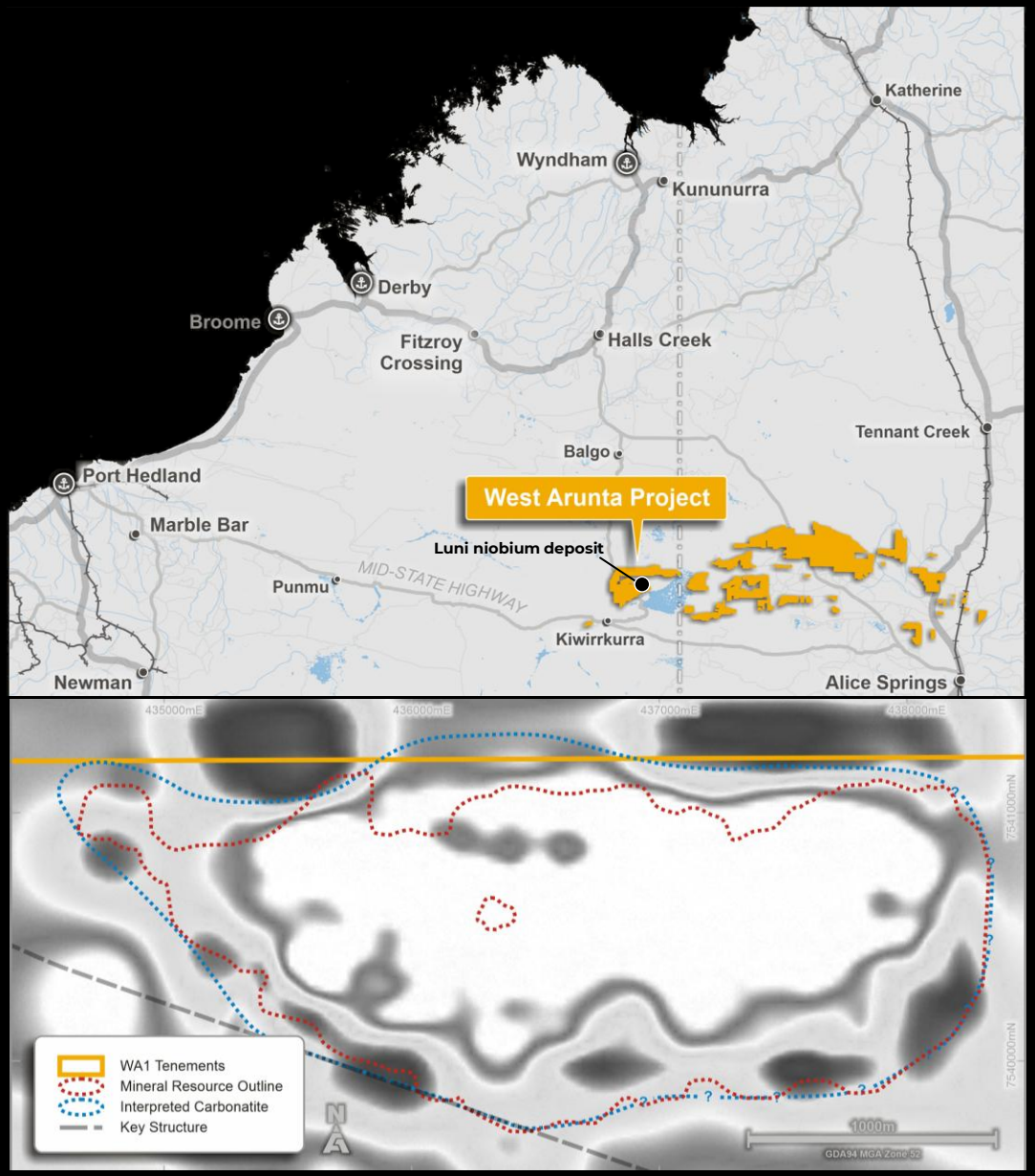

WA1 TENURE MAP IN THE ARUNTA AND LUNI CARBONATITE PLAN VIEW WITH GREYSCALE GRAVITY (RESUC200M)

Refer to appendices for full list of references

LUNI MINERAL RESOURCE[1]

- Drilling has focused on defining a shallow enriched blanket of high-grade niobium mineralisation
- Resource drilling has continued to better define high-grade zones to increase resource confidence
- The Mineral Resource commences between 30m and 70m below surface and has been defined to a maximum depth of 190m, with an average thickness of 30m
- Most significant niobium discovery in more than 70 years

For personal use only



LUNI MRE LONG SECTION (LOOKING NNW, ALL ESTIMATED DOMAINS) AND RPEEE SHELL

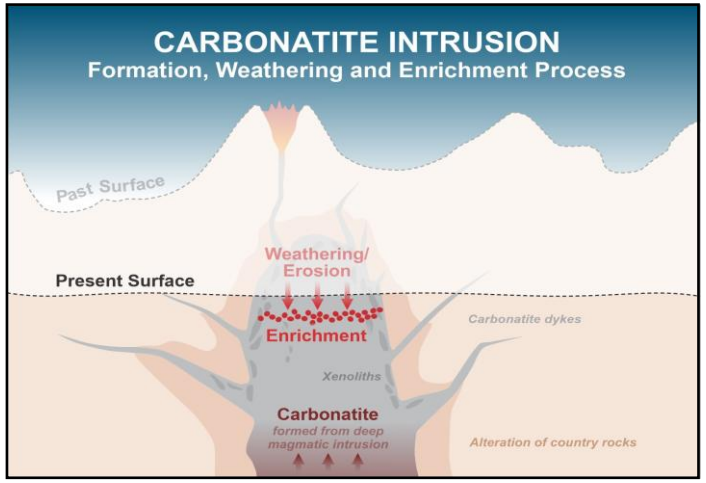

LUNI CARBONATITE SCHEMATIC[2]

Refer to appendices for full list of references

LUNI MINERAL RESOURCE[1]

- Inferred Mineral Resource estimate (MRE) contains world-class grade and scale:
  - **200 Mt @ 1.0% Nb_2O_5**
- The MRE contains a significant high-grade subset of:
  - **53 Mt at 2.1% Nb_2O_5**
- Deposit characteristics indicate Luni may be amenable to low-cost open pit mining
- An enriched profile is currently being mined at the Araxá niobium mine in Brazil

For personal use only

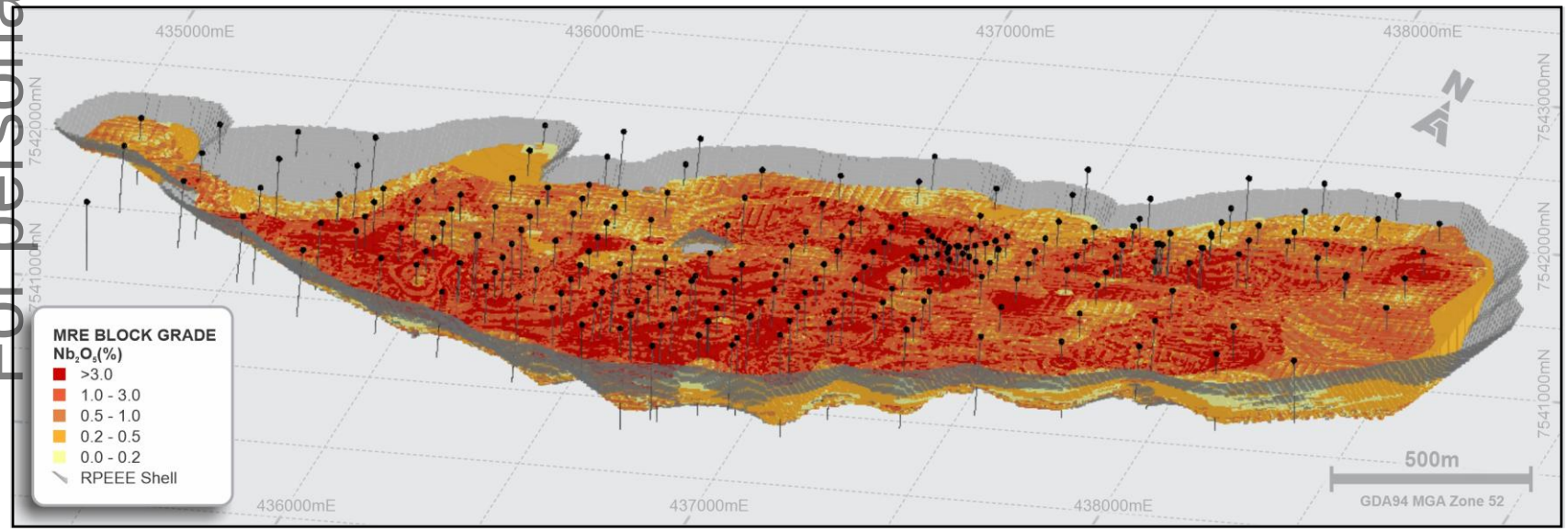

LUNI MRE 3D VIEW (LOOKING NNW, ALL ESTIMATED DOMAINS) AND RPEEE SHELL

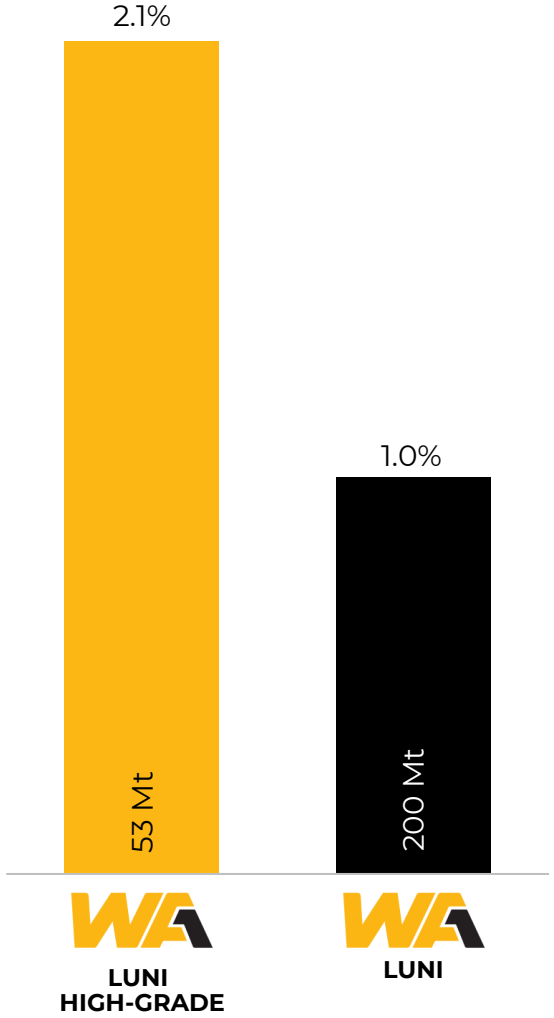

LUNI INFERRED MRE AND HIGH-GRADE SUBSET (Nb_2O_5)

Refer to appendices for full list of references

CBMM'S ARAXÁ DEPOSIT

- The Araxá niobium deposit was discovered in 1953 and is in the state of Minas Gerais, Brazil[1]
- Supply's over 80% of the world's niobium
- The carbonatite complex is circular in shape with an average grade of 2.5% Nb_2O_5 within its shallow high-grade enriched blanket[3]
- Privately controlled with 30% strategic ownership acquired in 2011 for US$3.75b[4] by some of the world's largest steel makers

ARAXÁ OPEN PIT

LOCATION OF CBMM'S OPERATIONS

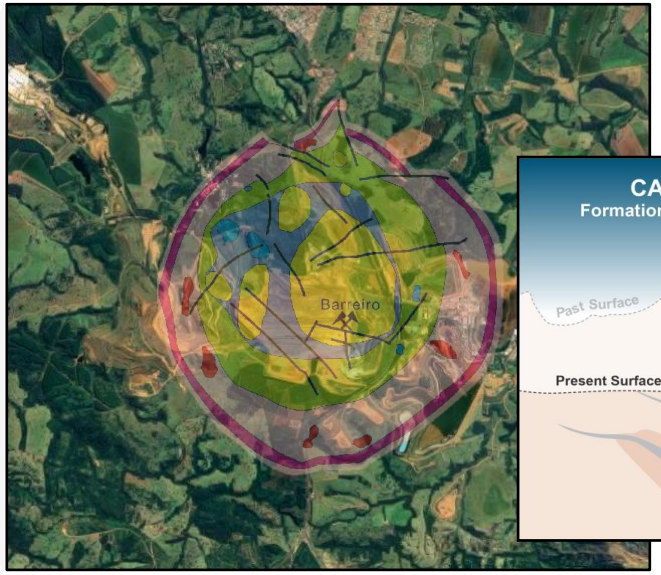

ARAXÁ CARBONATITE PLUG[2]

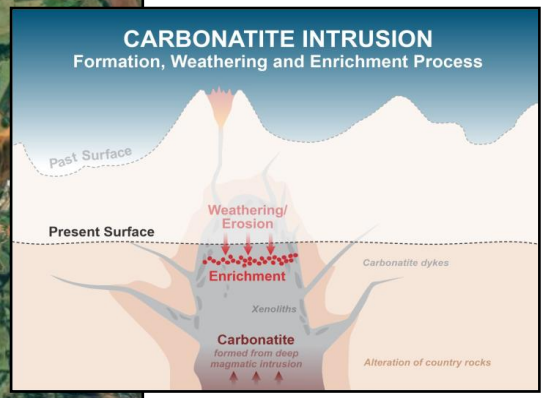

CARBONATITE SCHEMATIC[5]

CBMM'S STRATEGIC SHAREHOLDERS[4]

Chinese Steel Consortium: 15%

SHOUGANG, ANSTEEL, BAOSTEEL, TISCO, CITIC Group

Japanese/Korean Consortium: 15%

JFE, NIPPON STEEL, posco, JOGMEC

For personal use only

Refer to appendices for full list of references

NIOBIUM INDUSTRY PROCESS FLOWSHEETS[1]

For personal use only

	1 BENEFICIATION		2 REFINING (Pyrometallurgy or Hydrometallurgy)		3 CONVERSION TO FERRONIOBIUM (Pyrometallurgy)	
LUNI LOCK CYCLE FLOTATION TESTWORK AND REFINING[9]	Unoptimised Crushing & Grinding Desliming **Two Stage Flotation**	53% Rec'y 58% Nb_2O_5	Calcining **HCl Leaching (99.9% Recovery in Refining)**	53% Rec'y 67% Nb_2O_5	Future Programs	*Future testwork programs will provide an overall recovery*
ARAXÁ GRADE ~2.48% Nb_2O_5[3]	Crushing & Grinding Desliming Magnetic separation **Single Stage Flotation[2]**		Calcining **Two Stage Arc Furnace**	55-60% Nb_2O_5	**Electric Arc Furnace[5,8]** (Aluminothermic reaction)[3]	*Overall **niobium recoveries** at existing operations **vary between 30-70%[4]***
CATALÃO GRADE ~1.01% Nb_2O_5[6]	Crushing & Grinding Desliming Magnetic separation **Two Stage Flotation[2]**		**HCl Leaching NaOH Leaching** Calcining	55% Nb_2O_5[6]	**Conversion Vessel** (Aluminothermic reaction)[3]	
ST HONORE GRADE ~0.41% Nb_2O_5[4]	Crushing & Grinding Desliming **Three Stage Flotation[7]**		**HCl Leaching** Calcining	58% Nb_2O_5	**Conversion Vessel[4]** (Aluminothermic reaction)[3]	

Majority of recovery loss for the overall process incurred through desliming and flotation

Typical combined recoveries over 95% in 'Refining' and 'Conversion'

Typical FeNb end product contains ~65% Nb

SIMPLIFIED, ADAPTED PROCESS FLOWSHEETS FOR THE THREE EXISTING NIOBIUM OPERATIONS WITH INITIAL UNOPTIMISED BENEFICIATION AND REFINING RESULTS FROM LUNI INTEGRATED

Refer to appendices for full list of references

INITIAL PROCESS TESTWORK RESULTS FOR LUNI[1]

SIMPLIFIED BENEFICIATION AND REFINING TESTWORK FLOWSHEET

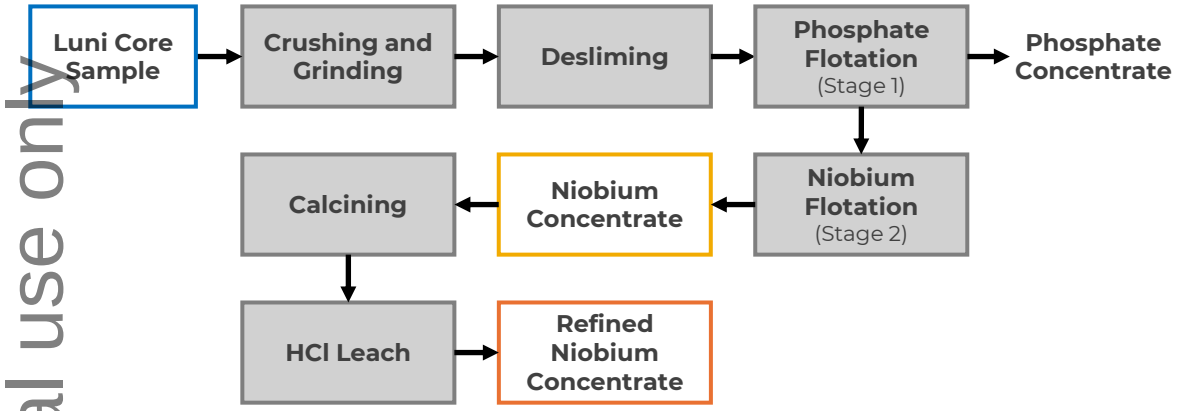

GRADE-RECOVERY CHART OF KEY INITIAL PROCESS TESTWORK

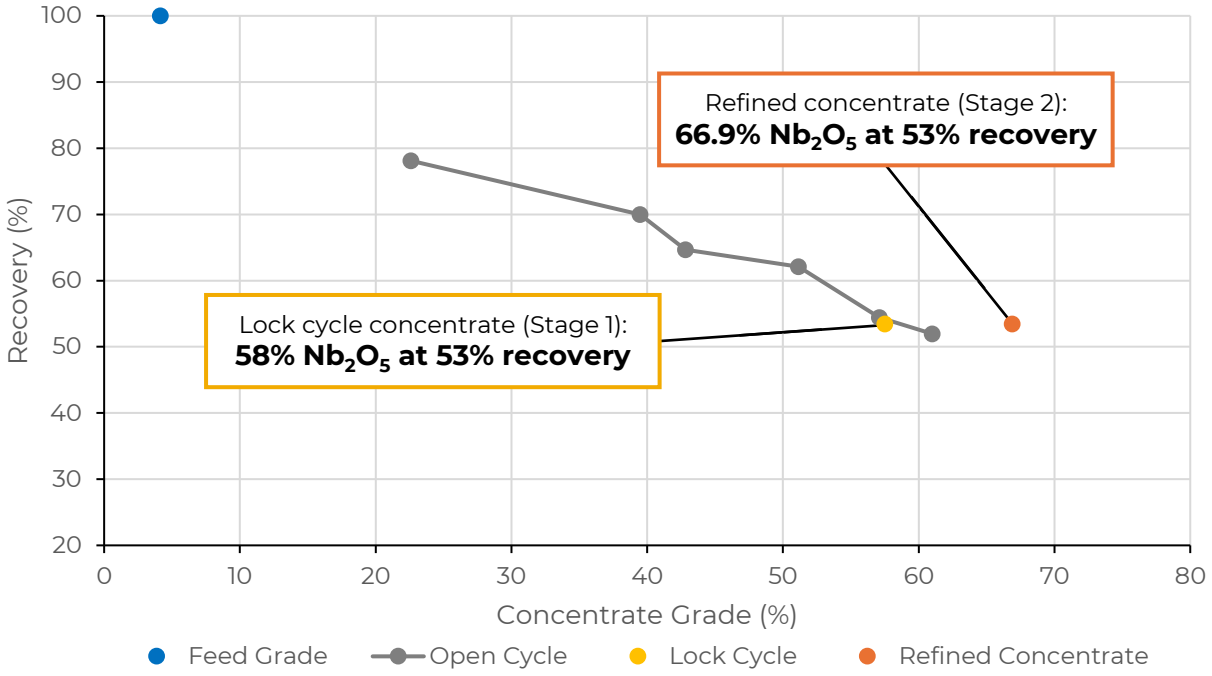

- Initial beneficiation testwork demonstrates a high-grade niobium concentrate can be produced at excellent recovery rates
- Key niobium minerals, pyrochlore and columbite, are both being collected through flotation
- Refining results demonstrate the ability to produce a clean, high-grade niobium concentrate using conventional refining steps with excellent recovery
- Results allow for progression to testing conversion to ferroniobium, the final step in a conventional flowsheet for a commercial end-product

	Nb_2O_5 %	Fe_2O_3 %	Ta %	SiO_2 %	CaO %	Al_2O_3 %	P_2O_5 %	SrO %	U ppm	Th ppm	Pb %
Sample Feed[2]	4.15	6.29	0.1	22.6	30.8	3.56	24.9	1.55	87	84	<0.01
Lock Cycle Concentrate[2]	57.90	11.70	<0.1	1.90	6.83	1.02	4.51	6.45	161	326	0.06
Refined Concentrate[3]	**66.90**	**13.81**	**0.04**	**2.76**	**2.20**	**0.62**	**0.18**	**6.43**	**181**	**383**	**0.09**

INITIAL PROCESS TESTWORK ANALYSES

For personal use only

Refer to appendices for full list of references

GLOBAL NIOBIUM SUPPLY

GRADE OF KEY NIOBIUM PRODUCERS[1] (Nb_2O_5)

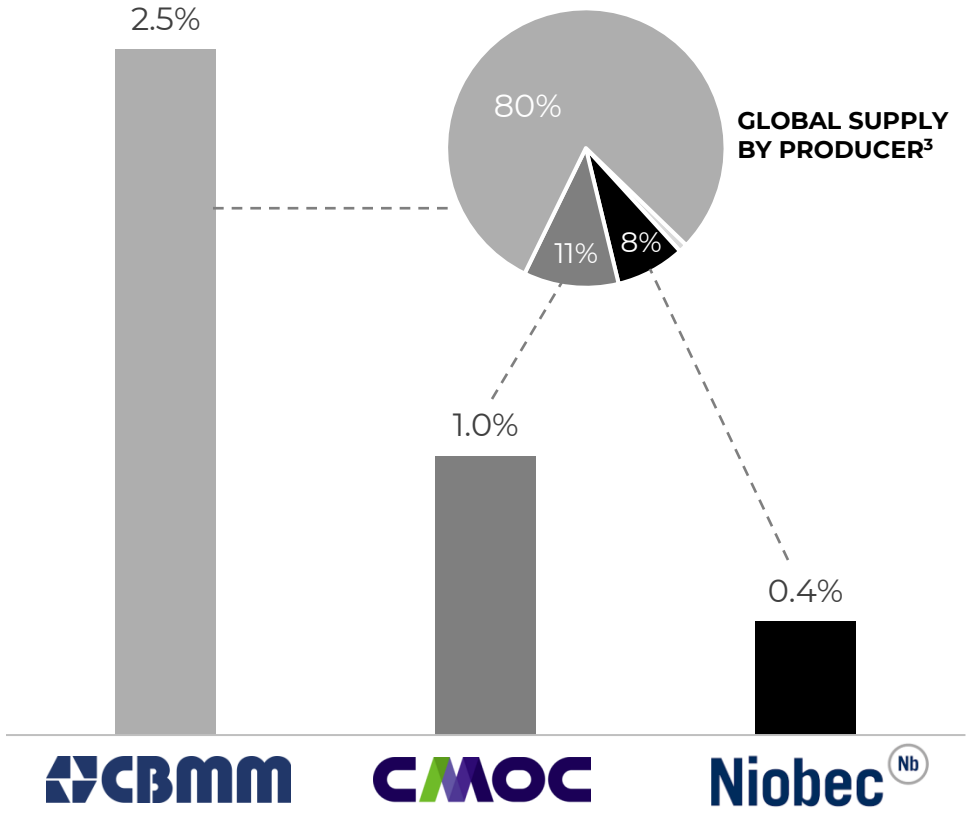

GLOBAL FERRONIOBIUM PRODUCTION[2]

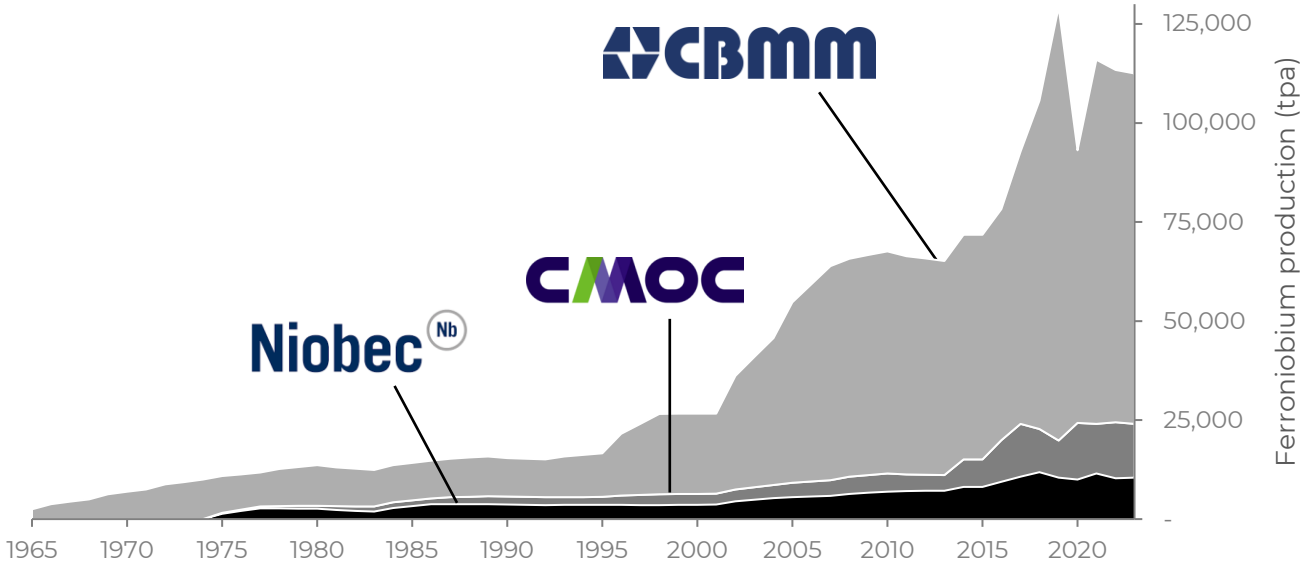

HISTORIC PRICING BY PRODUCT (US$/KG)

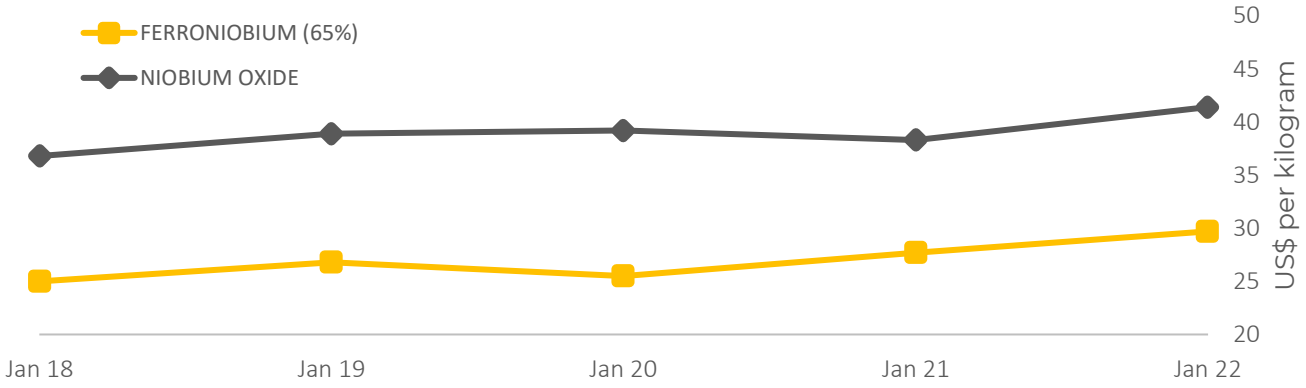

HIGH MARGIN PRODUCTION PROFILE: US$10-12/KG FERRONIOBIUM OPEN PIT AND <US$19/KG FERRONIOBIUM UNDERGROUND OPERATING COSTS[3]

For personal use only

Refer to appendices for full list of references

NIOBIUM MARKET DISTRIBUTION

FeNb supply[1]

FeNb demand[2]

Listed as critical[3]

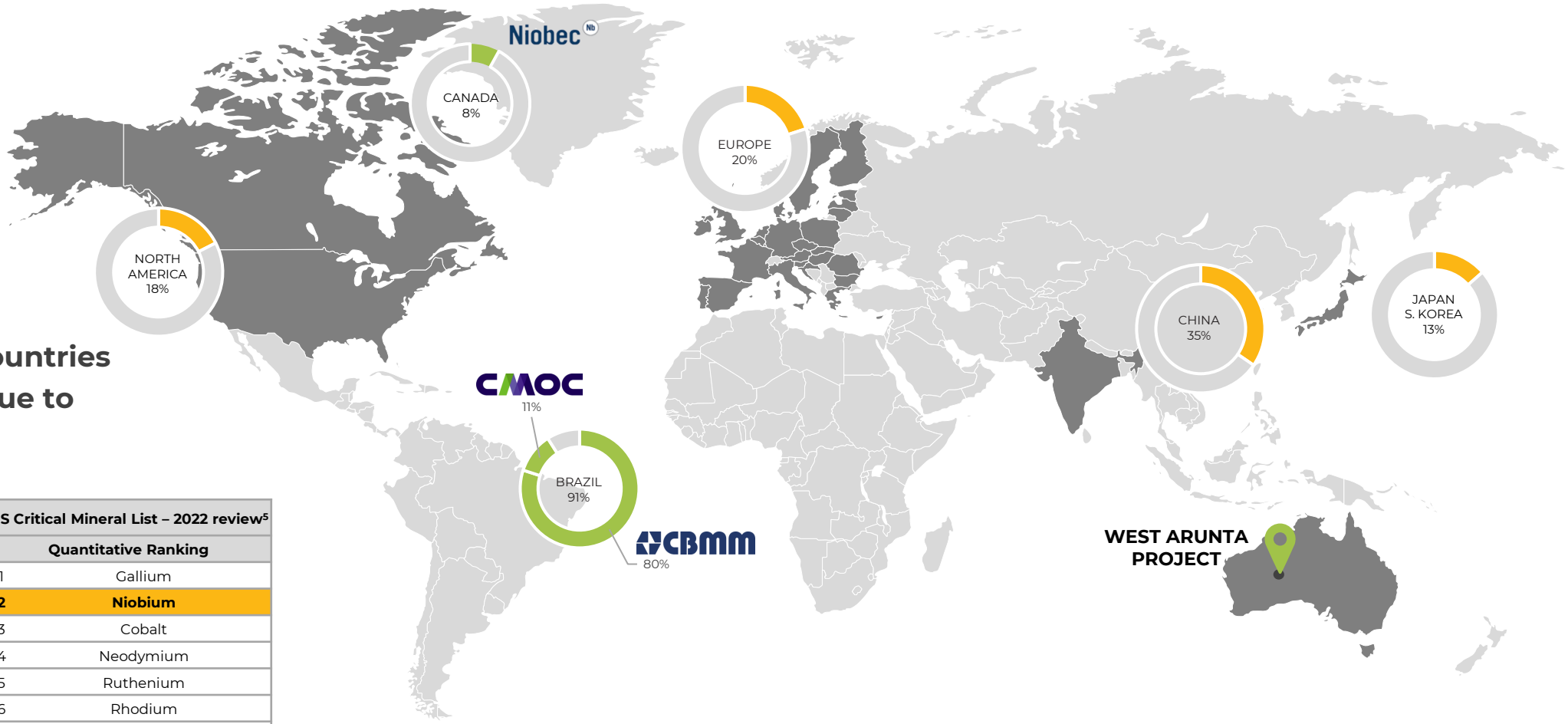

Identified by many countries as a critical mineral due to supply concentration

EU Critical Mineral Rankings - 2023[4]	
	Supply Risk
1	HREE
2	**Niobium**
3	Magnesium
4	HREE Terbium
5	Phosphate Rock
6	Titanium Metal
7	PGM Ruthenium
8	HREE Lutetium
9	LREE Cerium
10	Silicon Metal

US Critical Mineral List – 2022 review[5]	
	Quantitative Ranking
1	Gallium
2	**Niobium**
3	Cobalt
4	Neodymium
5	Ruthenium
6	Rhodium
7	Dysprosium
8	Aluminium
9	Fluorspar
10	Platinum

Diverse global customer base in developed jurisdictions

For personal use only

Refer to appendices for full list of references

FERRONIOBIUM DEMAND

For personal use only

KEY FERRONIOBIUM MARKETS

NIOBIUM DEMAND BY TYPE[1]

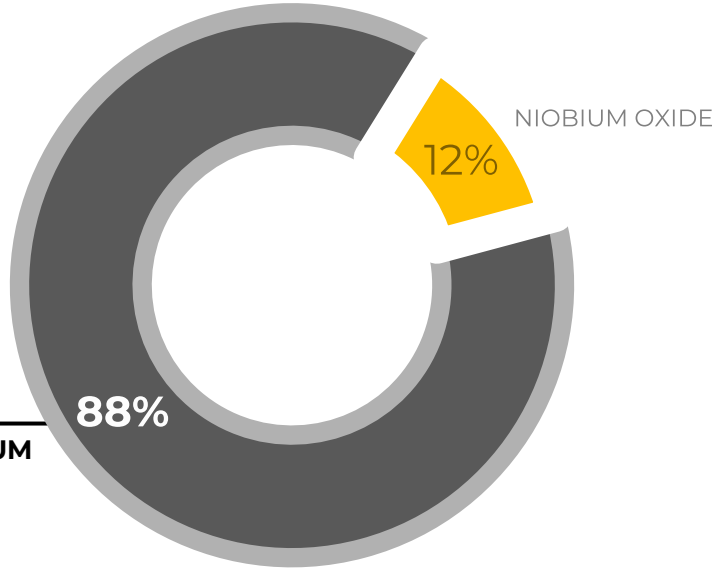

- Global ferroniobium production is approximately 115ktpa and sells for ~US$30,000/t[1]
- Micro-alloyed steels using niobium increase the efficiency of the steel industry
- Strength improvements allow lighter, more efficient steel components
- Grain refinement decreases cracking, with only 0.02% niobium needed[2]

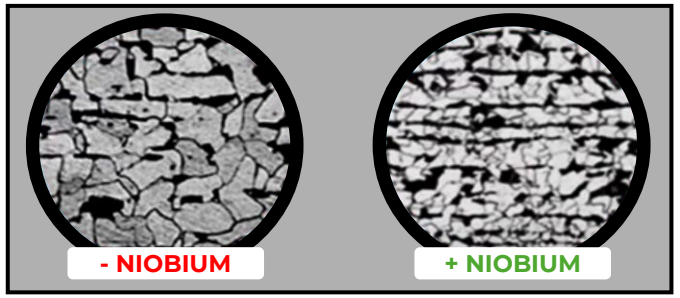

GRAIN REFINEMENT: IMPACT ON MICROSTRUCTURE OF STEEL WITH NIOBIUM ADDITION[3]

IMPARTING STRENGTH, TOUGHNESS AND WELDABILITY THROUGH GRAIN REFINEMENT



IMPROVED FLAT SHEET FORMABILITY WITH NIOBIUM[3]

Refer to appendices for full list of references

THE ONLY REPLACEMENT FOR STEEL IS BETTER STEEL

OPTUS STADIUM - **PERTH**

ONE WORLD TRADE CENTRE – **NEW YORK**

MARINA BAY SANDS - **SINGAPORE**

ZUN TOWER - CHINA[1]

130,000t total steel used in construction

Adding 0.02% Nb to steel componentry resulted in a total steel saving of 12,000t while improving build quality

Utilised 40t of FeNb 65% costing US$1.2m[2]

Saving 12,000t of steel valued at US$6m[2]

9% less carbon consumed

US$4.8m net cost reduction

For personal use only

NIOBIUM OXIDE DEMAND

- Niobium oxide is predominately produced through additional treatment applied to refined ferroniobium[1]
- Key established and high-growth markets include[2]:
  - Superconductive magnets and capacitors
  - MRI equipment
  - Optical lenses
  - High temperature alloys used in aerospace and defence applications
- Rapid developments in battery technology are expected to significantly increase niobium oxide demand

NIOBIUM DEMAND BY TYPE[3]

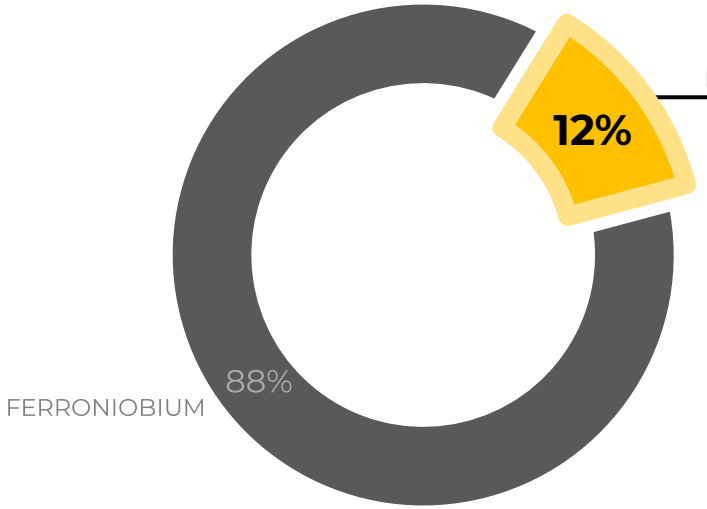

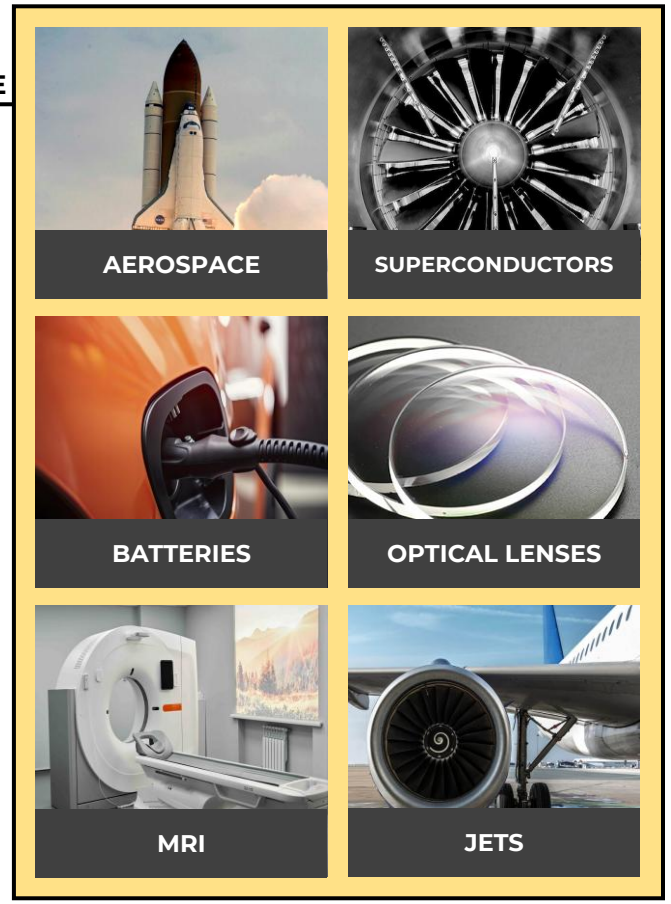

SPECIALTY NIOBIUM MARKETS

ADVANCEMENTS IN TECHNOLOGY IS ENABLED THROUGH THE USE OF NIOBIUM OXIDE

For personal use only

Refer to appendices for full list of references

NIOBIUM OXIDE DEMAND – BATTERIES

For personal use only

NIOBIUM BATTERY TECHNOLOGY

- Up to 10x longer life than traditional batteries – significantly reducing e-waste[1,2]
- Ultra-fast charging – full charge in 6 minutes or less[2]
- Increased stability – up to 20,000 fast charge and discharge cycles without performance loss[2]
- Smaller batteries – lighter, more efficient vehicles
- CBMM expects to increase their niobium oxide sales to 45ktpa by 2030[4]



NIOBIUM BENEFITS FOR LITHIUM-ION BATTERIES[2]

NIOBIUM BATTERY LEADERS

TOSHIBA

BATTERY STREAK® CHARGE LIGHTNING FAST

nyobolt

nanoOne

ECHION TECHNOLOGIES

VW, CBMM, TOSHIBA, SOJITZ ELECTRIC BUS WITH NIOBIUM BASED ANODE , JUNE 2024[3]

Refer to appendices for full list of references

KEY PROJECT WORKSTREAMS

Drilling

Metallurgical, hydrogeological, infill and extensional drilling underway

Process Testwork

Optimisation and variability testwork is ongoing to support flowsheet development

Environmental

Baseline surveys and studies underway

Logistics

Multiple transport corridors and supply chain options are being assessed

Power & Water

Wind and solar data present a potential low carbon power solution[1]
Detailed hydrogeological investigations and studies underway[1]

Engineering Studies

Project design and engineering studies underway

Niobium Marketing

Niobium marketing advisor appointed with 20+ years experience at CBMM

Local Engagement

Negotiation protocol signed with two key native title holders[2]

Critical Mineral

Favourable political sentiment both domestically and internationally

For personal use only

Refer to appendices for full list of references
Refer to forward looking statements and disclaimers

PRE-DEVELOPMENT ACTIVITIES

- Key infrastructure established to support ongoing exploration and pre-development activities
- Long lead time de-risking studies and activities are underway, including environment, community, hydrogeology, geotechnical, infrastructure and transport workstreams
- Drilling is ongoing at Luni to increase confidence in the initial MRE, provide sample for ongoing process testwork programs and for long lead de-risking activities
- Metallurgical testwork to date completed at Luni has been highly successful with planning underway to test conversion of the refined concentrate to meet the specifications of a commercial ferroniobium product
- Variability and optimisation testwork on the beneficiation stage is ongoing in the northeast zone of the deposit to support initial studies
- Other metallurgical testwork programs are ongoing, including:
  - Mineralogy assessments
  - Comminution, classification and desliming testwork
  - Physical separation testwork to compliment beneficiation
  - Geometallurgical modelling
  - Bulk concentrate production for downstream testing
  - Planning for the collection of bulk samples to support pilot-scale flowsheet testing

For personal use only

Refer to forward looking statements and disclaimers

COMMUNITY & SUSTAINABILITY

- The West Arunta Project is located on the lands of two native title groups:
  - Parna Ngururrpa (Luni niobium deposit, non-process infrastructure)
  - Tjamu Tjamu (project access, NPI and transport corridor)
- Negotiation Protocols are in place with both native title groups providing a pathway for consultation for a mining operation
- WA1 has ongoing community benefit programs supporting local initiatives
- Fauna field studies were completed in May and further studies commenced in September
- Flora field studies were completed in April with further studies planned in October
- By year end, detailed flora and fauna studies are anticipated to be completed with further targeted flora and fauna studies being planned
- A number of other ecological studies are being progressed in accordance with Government guidance and undertaken in partnership with the Ngururrpa and Kiwirrkurra Rangers

For personal use only

Refer to forward looking statements and disclaimers

PROJECT DELIVERY TEAM

For personal use only

PROJECT DEVELOPMENT

David English, Project Director

- Experienced mining professional with over 30 years operational and project development experience across a diverse range of commodities
- Successful development and operation of base metal and battery mineral projects in Western Australia

Lucas Stanfield, Project Manager

- Experienced mining engineer with more than two decades of experience in mine development and project management, specialising in mineral-rich carbonatites
- Previously Chief Development Officer at ASX listed Peak Resources and Chief Operating Officer at Mining Plus

Emma Gaunt, Head of Regulatory & Stakeholder Relations

- Over 20 years experience working across the public and private sectors, leading and managing complex regulatory and delivery challenges while building enduring relationships with diverse stakeholders
- Previously served as Appeals Convenor for the Western Australian Environment Minister and has held various approvals management roles across a diverse industry base

METALLURGY

Roy Gordon, Metallurgical Manager

- Metallurgical expert who has developed process flowsheets for critical mineral projects for over 10 years
- Previously Metallurgical Manager for Pensana Rare Earths and Peak Resources

Lahiru Basnayaka, Senior Metallurgist

- Metallurgical expert who has developed flotation schemes for pyrochlore and other mineral beneficiation
- Previously Project Metallurgist at Lynas Rare Earths and Globe Metals & Mining

Clovis Sousa, Niobium Processing Advisor

- Metallurgist with over 30 years' experience in the niobium industry at CBMM
- Previously Head of Industrial Production activities at CBMM including oversight of mining operations, ore processing, conversion and metallurgical and chemical processing for ferroniobium and specialty products

GEOLOGY

Stephanie Wray, GM Exploration & Geology

- Planned and executed WA1's maiden drill program and has overseen the growth of WA1's geological capabilities to enable rapid project advancement
- Ex-Gold Fields with substantial resource definition experience

Andrew Dunn, Geology Manager

- Experience ranging from exploration to grassroots to brownfield exploration across a variety of commodities
- Previously Exploration Manager at ASX listed lithium explorer Essential Metals

Richard Nash, Exploration Manager

- Substantial experience spanning exploration management, resource development and technical project evaluation across a variety of commodities
- Previous exploration and resource development roles in Australia (Sandfire, Mineral Resources & La Mancha) and Overseas (Equinox, Barrick Gold & Stratex International)

Paull Parker, Consultant Geologist

- Highly experienced geologist in project generation
- Previously Chief Geologist at ASX listed IGO and Principal Technical Geologist at ASX listed Sandfire Resources

CORPORATE

Tom Hunter, GM Corporate & Finance

- Chartered Accountant with 15+ years professional and corporate experience across a diverse industry base
- Extensive experience in company financing, corporate and commercial management

Gustavo Macedo, Niobium Marketing Advisor

- Over 20 years' experience in the niobium industry, responsible for sales, marketing and market development
- Previously Managing Director of CBMM Europe, prior to this General Manager CBMM Asia

CORPORATE SNAPSHOT

PRO-FORMA CAPITAL STRUCTURE

SHARE PRICE (14 OCTOBER 2024)	A$13.62
SHARES ON ISSUE	64.9M
OPTIONS[1] AND PERFORMANCE RIGHTS	3.9M
MARKET CAP (UNDILUTED)	A$883M
CASH (PRO-FORMA)[2]	A$104M
ENTERPRISE VALUE	A$779M

BOARD OF DIRECTORS

Gary Lethridge
Non-Executive Chairperson

- Significant corporate experience from discovery to production
- Ex-Jubilee Mines and LionOre Mining executive

Paul Savich
Managing Director

- Diverse experience from project generation to FEED
- Previously at Metaliko/Echo ($4m Bronzewing acquisition, $300m takeover by Northern Star Resources)

Tom Lyons
Executive Director

- International experience advancing projects from exploration to advanced studies and permitting
- Over 10 years of experience in the region

Rhys Bradley
Non-Executive Director and Co. Sec

- Extensive capital markets experience and global investor relationships
- ESG and compliance professional currently CFO at Agrimin Ltd

1. Exercise price of $0.30 per share
2. Amount includes cash balance at 30 June 2024 (June 2024 quarterly cashflow statement) and net Placement proceeds from a A$60m placement (ASX announcement dated 11 July 2024)

EXISTING REGISTER COMPOSITION[3]

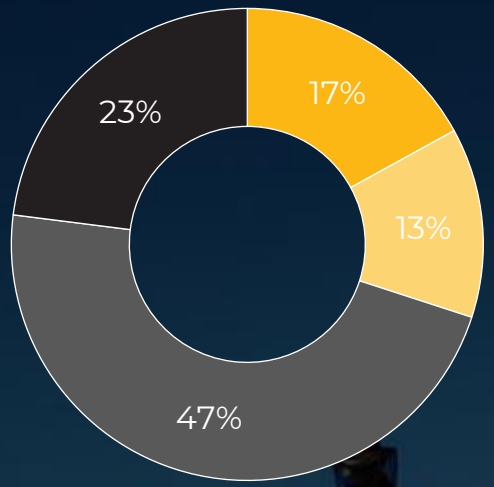

- BOARD AND MANAGEMENT
- TALI RESOURCES
- INSTITUTIONS AND HNW INDIVIDUALS
- OTHER INVESTORS

For personal use only

ADVANCING THE WEST ARUNTA PROJECT TO EFFICIENTLY UNLOCK STAKEHOLDER VALUE

Near-term Deliverables

INITIAL METALLURGICAL TESTWORK RESULTS ✓

LUNI MINERAL RESOURCE ESTIMATE ✓

UPGRADE KEY ZONES OF THE RESOURCE ESTIMATE

Extensional and infill drilling

Increase confidence within key high-grade zones

ADVANCEMENT OF PROCESS FLOWSHEET

Ongoing flotation variability testing across Luni

Process flowsheet development

FOCUSED DEVELOPMENT STUDIES AND APPROVALS

Heritage and environmental studies, and consultation with key stakeholders

Development activities to advance permitting

ONGOING EXLORATION & TARGET GENERATION

P2 carbonatite

Pachpadra targets

Arunta belt

Madura project

WEST ARUNTA PROJECT

Refer to forward looking statements and disclaimers

WA1 RESOURCES LTD

For personal use only

ADVANCING AN ESSENTIAL CRITICAL MINERAL PROJECT FOR THE CONSTRAINED, HIGH-VALUE NIOBIUM MARKET

Investors

Paul Savich
Managing Director
E: psavich@wa1.com.au
T: +61 8 6478 7866

Product Marketing

Gustavo Macedo
Niobium Marketing Advisor
E: gmacedo@wa1.com.au
T: +61 8 6478 7866

Media

Michael Vaughan
Fivemark Partners
E: michael.vaughan@fivemark.com.au
T: +61 422 602 720

WA1 Resources Ltd
Lvl 2, 55 Carrington Street,
Nedlands, WA 6009

APPENDIX A - REFERENCES AND NOTES

For personal use only

SLIDE 3

1. For full details refer to WA1 website and previous ASX announcements

SLIDE 4

1. For full details refer to ASX announcement dated 1 July 2024
2. Adapted from Lynas Corporation Ltd- Investor Presentation January 2010

SLIDE 5

1. For full details refer to ASX announcement dated 1 July 2024

SLIDE 6

1. https://cbmm.com/en/our-company/our-history
2. Adaptation from Zhou, L., 'Simplified geological map of the alkaline-carbonatitic complex, Araxá'
3. Source: CBMM Sustainability Report 2018
4. Reuters Article available at https://www.reuters.com/article/us-cbmm-niobium-idUKTRE7811UB20110902
5. Adapted from Lynas Corporation Ltd- Investor Presentation January 2010

SLIDE 7

Internally generated schematic, simplified and adapted from the following sources:

1. Henrique. P: 'Production of niobium: Overview of processes from the mine to products' Journal of Mining and Metallurgy. (2022)
2. Gibson, C.E: 'Niobium Oxide Mineral Flotation: A Review of Relevant Literature and the Current State of Industrial Operations' International Journal of Mineral Processing. (2015)
3. Shikik. A: 'A review on extractive metallurgy of tantalum and niobium' Journal of Metallurgy. (2020)
4. IAMGOLD Corporation, NI 43-101 Technical Report, Update on Niobec Expansion. (2013)
5. CBMM Infographic, viewed at <https://cbmm.com/assets/infographic/en/index.html> on 13/2/2024
6. China Molybdenum Co., Ltd. 'Major Transaction Acquisition of Angle America PLC's Niobium and Phosphates Businesses'. (2016)
7. One of Niobec flotation steps is completed after HCl leaching
8. Does not include niobium pentoxide production steps, outputs or recoveries
9. For full details refer to ASX announcements dated 19 June and 7 October 2024

SLIDE 8

1. For full details refer to ASX announcements dated 19 June 2024 and 7 October 2024
2. For full details refer to ASX announcement dated 19 June 2024
3. For full details refer to ASX announcements dated 7 October 2024

SLIDE 9

Note: All information derived from Mordor Intelligence: Global Niobium Market Report 2023 unless otherwise referenced

1. For full details refer to ASX announcement dated 28 August 2023
2. Internal company estimated production figures adapted from: USGS Annual Production Reports, IAMGOLD Corporation Technical Reports, Angloamerican Annual Reports, CMOC Annual Reports, CBMM Annual Sustainability Reports, IBRAM December 2012 Report, National Department of Mineral Production of Brazil, https://www.researchgate.net/publication/276106866_The_Evolution_of_the_Niobium_Production_in_Brazil viewed on 10/11/2023
3. NioBay Metals, Investors – Presentations, retrieved from <http://niobaymetals.com/wp/wp-content/uploads/2021/05/2021-05_Niobay_Corporate_Presentation_.pdf> on 25 October 2022

SLIDE 10

1. NioBay Metals, Investors – Presentations, retrieved from <http://niobaymetals.com/wp/wp-content/uploads/2021/05/2021-05_Niobay_Corporate_Presentation_.pdf> on 25/10/2022
2. Source: CBMM
3. Australian Critical Mineral List 2023
4. EU Critical Mineral List, retrieved from https://op.europa.eu/en/publication-detail/-/publication/57318397-fdd4-11ed-a05c-01aa75ed71a1 on 24/10/2023
5. US Critical Mineral List, retrieved from https://apps.usgs.gov/minerals-information-archives/articles/usgs-critical-minerals-review-2021.pdf on 24/10/2023

SLIDE 11

1. Mordor Intelligence, Global Niobium Market, 2022
2. Source: Niobium Tech presentation "Niobium solutions for a sustainable future" viewed at <https://niobium.tech/-/media/NiobiumTech/Images/Images---Pages--HUB/Embaixada-Toquio/PDFs/Niobium-solutions-for-a-sustainable-future---Niobium-technology-for-clean-energy.pdf> on 19/7/2023
3. Images sourced from http://Niobium.Tech

SLIDE 12

1. Source: Niobium Tech presentation "Niobium solutions for a sustainable future" viewed at <https://niobium.tech/-/media/NiobiumTech/Images/Images---Pages--HUB/Embaixada-Toquio/PDFs/Niobium-solutions-for-a-sustainable-future---Niobium-technology-for-clean-energy.pdf> on 19/7/2023
2. Assumes a US$500/t price of crude steel and $30/kg FeNb 65% price

SLIDE 13

1. Journal of Mining and Metallurgy viewed at http://scindeks-clanci.ceon.rs/data/pdf/1450-5959/2022/1450-59592201001D.pdf on 14/11/2023
2. Source: CBMM
3. Mordor Intelligence, Global Niobium Market, 2022

SLIDE 14

1. 1,500 charge cycle life of Tesla Model 3 from <https://www.motortrend.com/features/how-long-does-a-tesla-battery-last/#:~:text=Tesla%20CEO%20Elon%20Musk%20also,miles%20for%20Long%20Range%20versions.>
2. https://www.batterydesign.net/niobium-in-batteries/
3. Retrieved from <https://valorinternational.globo.com/business/news/2024/06/20/cbmm-advances-in-niobium-batteries-equips-new-volkswagen-bus.ghtml> on 20/6/2024
4. Retrieved from <https://www.reuters.com/article/business/autos-transportation/brazil-miner-cbmm-seeks-to-sell-45000-tons-of-niobium-oxide-by-2030-idUSL1N2KF2VE/> on 24 June 2024

SLIDE 15

1. ASX: AMN released on 21 July 2020 and 17 November 2021
2. For full details refer to ASX announcement dated 19 October 2023 and 17 September 2024

APPENDIX B – MINERAL RESOURCE & COMPETENT PERSON STATEMENT

For personal use only

	Tonnes (Mt)	Nb_2O_5 (%)	Nb_2O_5 (kt)	P_2O_5 (%)	P_2O_5 (kt)
Inferred	**200**	**1.0**	**1,900**	**8.8**	**17,000**

1. Mineral Resources are classified and reported in accordance with JORC Code (2012).
2. The effective date of the Mineral Resource estimate is 30 June 2024.
3. Part of the Mineral Resource that would potentially be extractable by open pit techniques is the portion of the block model that is constrained within an FeNb price of approximately US $30/kg (contained Nb in FeNb payable at a price of US $45/kg) optimised pit shell and above a 0.25% Nb_2O_5 cut-off grade.
4. Estimates are rounded to reflect the level of confidence in the Mineral Resources at the time of reporting. Rounding may cause computational discrepancies.
5. The Mineral Resources (and RPEEE shell that constrained the MRE) are reported within the WA1 licence boundaries.
6. The information in this presentation that relates to Mineral Resources has been extracted from the ASX announcement titled "West Arunta Project – Luni MRE" dated 1 July 2024. This announcement is available to view on the Company's website at www.wa1.com.au.
7. The Company confirms that it is not aware of any new information or data that materially affects the information included in the original announcement and that all material assumptions and technical parameters underpinning the estimates in the original release continue to apply and have not materially changed. The Company confirms that the form and context in which the Competent Person's findings are presented have not been materially modified from the relevant original market announcement.

Competent Person Statements:

The information in this presentation that relates to Exploration Results is based on information compiled by Ms. Stephanie Wray who is a Member of the Australian Institute of Geoscientists. Ms. Wray is a full-time employee of WA1 Resources Ltd and has sufficient experience which is relevant to the style of mineralisation under consideration to qualify as a Competent Person as defined in the 2012 Edition of the "Australian Code for Reporting of Exploration Results, Mineral Resources and Ore Reserves". Ms. Wray consents to the inclusion in the presentation of the matters based on his information in the form and context in which it appears.

The information in this presentation that relates to metallurgical testwork results is based on information compiled by Mr. Roy Gordon who is a Member of the Australian Institute of Mining and Metallurgy (AusIMM). Mr. Gordon is a full-time employee of WA1 Resources Ltd and has sufficient experience which is relevant to the information and activities under consideration to qualify as competent to compile and report such information. Mr. Gordon consents to the inclusion in the announcement of the matters based on his information in the form and context in which it appears.

The information in this presentation that relates to Mineral Resources is based on information and supporting documentation compiled under the supervision of Mr René Sterk, a Competent Person, who is a Fellow and Chartered Professional of The Australasian Institute of Mining and Metallurgy (AusIMM) and member of the Australian Institute of Geoscientists (AIG). Mr Sterk is Managing Director of RSC, a global resource development consultancy. WA1 Resources Ltd has also contracted RSC to provide limited contracting and other advisory services. The full nature of the relationship between Mr Sterk, RSC, and WA1 Resources Ltd, including any issue that could be perceived by investors as a conflict of interest, has been disclosed. Mr Sterk has sufficient experience that is relevant to the style of mineralisation and type of deposit under consideration and to the activity which he is undertaking to qualify as a Competent Person as defined in the 2012 Edition of the 'Australasian Code for Reporting of Exploration Results, Mineral Resources and Ore Reserves'.