WILDCAT RESOURCES

ASX ANNOUNCEMENT
15/10/2024

QUARTERLY ACTIVITIES REPORT – SEPTEMBER 2024

Highlights

- **Further thick, high-grade results returned from Tabba Tabba's 2.2km-long Leia Pegmatite (which outcrops for more than 1km at surface):**
  - **67.0m at 1.9% Li_2O from 338.0m (TARC372D) (est. true width)**
  - **75.0m at 1.1% Li_2O from 155.0m (TADD022) (est. true width)**
  - **51.9m at 1.4% Li_2O from 363.0m (TARC323D) (est. true width)**
- **Discovery at Chewy North includes 15.0m at 1.6% Li_2O from 305.0m (TARC383) (est. true width)**
- **New high-grade zone at Han returns 9.0m at 1.9% Li_2O (TARC387) (est. true width)**
- **116,302m drilling completed since in July 2023**
- **Excellent whole of ore flotation recoveries demonstrated by first phase of Leia metallurgical test work from a 288kg composite:**
  - **79-84% recovery at head grades of 1.0-1.4% Li_2O for a 5.5% Li_2O concentrate**
  - **Low iron (<0.5% Fe_2O_3) concentrate with no significant deleterious elements**
  - **Site water is high-quality, with neutral pH and low salinity**
  - **Recoveries are expected to improve with reagent and grind optimisation**
- **Geotechnical drilling and pump testing of water bores for PFS completed**
- **Ecological (Flora/Fauna) and waste rock characterisation studies completed**
- **Wildcat's 100%-owned Pilbara land package now covers more than 1,400km²**
- **Cash at bank of $69.3M at 30 September 2024.**

Lithium developer and explorer Wildcat Resources Limited (ASX: WC8) ("Wildcat" or "the Company") is pleased to present its Activities Report and Appendix 5B for the period to 30 September 2024.

The Company announced a major lithium pegmatite discovery in September 2023[1] at its Tabba Tabba Project in the Pilbara WA, which is located on granted Mining Leases and is only 80km by road to the port of Port Hedland. Wildcat has **continued to explore and define this discovery** and has completed more than 116,000m since drilling commenced in July 2023.

Wildcat is **rapidly progressing permitting and study work**. The Company achieved a significant milestone in the September quarter with the announcement of the **first phase of metallurgical test results** for the Leia pegmatite. The tests produced a 5.5% Li_2O spodumene concentrate at **recoveries of 79% to 84%** from 288kg of pegmatite material, at head grades between 1.0% to 1.4% Li_2O.

[1] ASX announcement 18 September 2023: https://www.investi.com.au/api/announcements/wc8/bd9e13dc-76f.pdf

For personal use only

For personal use only

Thick, high-grade assay results continued to be returned from the Leia pegmatite during the quarter and included estimated true-width intercepts of **67.0m at 1.9% Li_2O from 338.0m (TARC372D)** and **75.0m at 1.1% Li_2O from 155.0m (TADD022)**; and new high-grade zones were discovered at the Chewy North and Han pegmatite bodies, in the hanging wall of Leia.

The Tabba Tabba system comprises multiple sub-parallel pegmatites occurring along a 3.2km trend. The largest of these bodies is the Leia pegmatite, which outcrops at surface for more than 1km and plunges at depth for more than 2.2km.

The Company has completed much of the long-lead-time study work to progress Tabba Tabba, including geotechnical drilling, water bore drilling, groundwater tests, flora and fauna surveys, and waste rock characterisation studies. It continues to efficiently and rapidly reveal the potential of the Project, which has the following unique and positive attributes compared to other lithium projects:

- **Location & Permitting**
    - Granted Mining Leases – mining and processing of tantalum ore in 2015
    - Haulage to Port is only 80km with Miscellaneous Licence in place over the haul road route connecting Tabba Tabba site to the sealed Marble Bar Road and highway
- **Tier-1 Lithium Asset**
    - Open pit potential – Leia body outcrops at surface for 1km before plunging for an overall strike of over 2.2km and over 3km downdip
    - Leia orebody is up to 180m at its thickest (at 1.1% Li2O) which simplifies mining, reduces dilution and costs
    - Spodumene-dominant orebodies, with low iron content resulting in Industry-leading metallurgical recoveries.
- **Opportunity for Rapid Development**
    - 116,000m drilled since July 2023 has resulted in rapid evaluation of the discoveries, well-defined geological model and progressing to a high-confidence resource model
    - Long-lead-time studies completed or significantly progressed (flora & fauna, geotechnical, groundwater, waste rock characterisation, etc.) ready for launch of PFS
    - Significant runway of $69.3M cash at bank at 30 September 2024
- **Organic Growth Potential**
    - Regional exploration portfolio >1,400km^2 of prospective tenure surrounding Tabba Tabba
    - Industry-leading team of explorers and developers with a proven track-record of success

For personal use only

Exploration Activities

Tabba Tabba Project – Mallina Basin, Pilbara, WA

Drilling commenced at Tabba Tabba on 7 July 2023[2] and the Company has since completed more than 116,000m of drilling comprising 44% diamond drill holes and 56% RC drill holes. Since drilling commenced, the Company announced a major lithium discovery on 18 September 2023[3] and identified mineralised pegmatites at Leia, Luke, Chewy, The Hutt, and Han prospects (Figure 1).

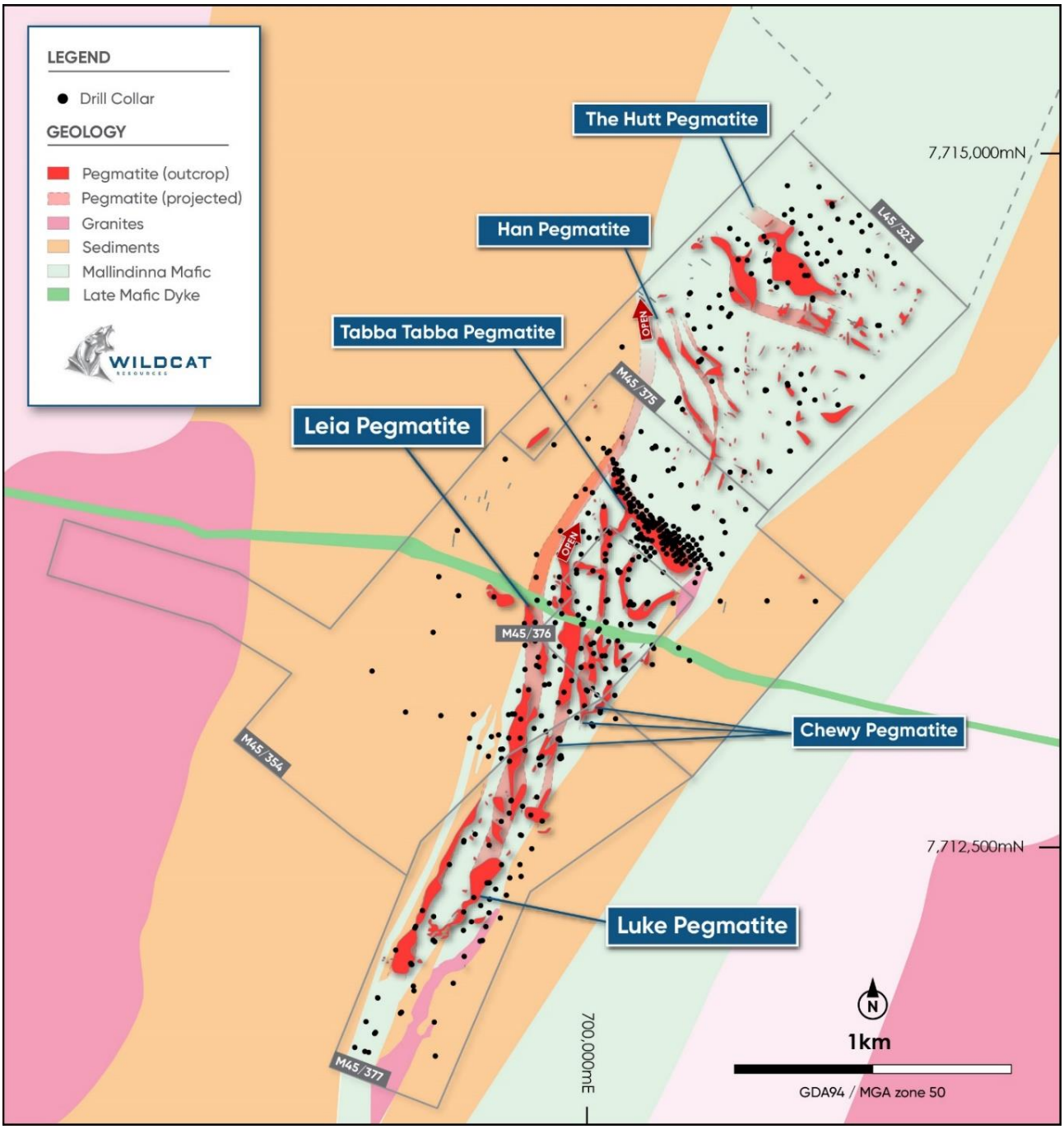

Figure 1: Tabba Tabba Lithium-Tantalum Project showing Mining Leases, drill collars since drilling commenced in July 2023, outcropping pegmatites (red) with pegmatite prospects labelled blue, and host geology.

[2] ASX announcement 14 July 2023: https://www.investi.com.au/api/announcements/wc8/0d6e63aa-fbc.pdf
[3] ASX announcement 18 September 2023: https://www.investi.com.au/api/announcements/wc8/bd9e13dc-76f.pdf

For personal use only

The Project also hosts the high-grade Tabba Tabba pegmatite Tantalum Deposit[4]. The existence of this deposit and the surrounding field of outcropping pegmatites which strike for more than 3.2km on granted mining tenements underpinned the Company's rationale to enter a binding agreement to acquire the Project on 17 May 2023.

The Company's present focus is to continue to derisk the Project by completing its maiden resource estimate (MRE) and progress environmental permitting. Figure 2 is an isometric section of the evolving Tabba Tabba model through the pegmatite system and shows the stacked, wide geometry of the dominantly spodumene mineralised pegmatites.

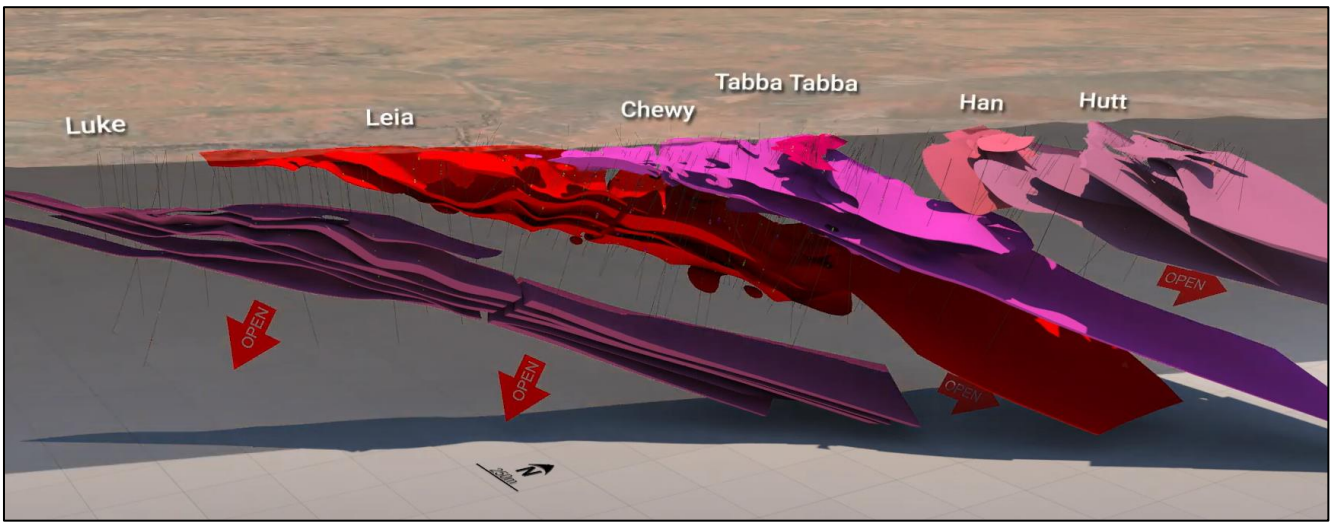

Figure 2 – Isometric view of a section through the model of Tabba Tabba pegmatite field[5]. Note the impressive size and stacked shallow-dipping geometry of the system, and the thick Leia Pegmatite that outcrops for more than 1km.

High-grade assay results continued to be reported from Leia throughout the quarter**; results included:**

- **67.0m @ 1.9% Li_2O** from 338.0m (TARC372D) (est. true width), including **46.0m @ 2.5% Li_2O** from 338.0m;
- **75.0m @ 1.1% Li_2O** from 155.0m (TADD022) (est. true width), including **49.0m @ 1.4% Li_2O** from 181.0m;
- **51.9m @ 1.4% Li_2O** from 363.0m (TARC323D) (est. true width), including **20.0m @ 1.7% Li_2O** from 394.0m; and
- **27.5m @ 1.6% Li_2O** from 372.5m (TARC029D) (est. true width).

Results from Luke included:

- **12.0m @ 1.7% Li_2O** from 209.9m (TARC113D) (est. true width).

A new discovery was confirmed at Chewy North, which returned:

- **15.0m @ 1.6% Li_2O** from 305.0m (TARC383) (est. true width) including **6.0m @ 2.9% Li_2O** from 308.0m.

[4] ASX announcement 17 May 2023: https://www.investi.com.au/api/announcements/wc8/4788276b-630.pdf
[5] Wildcat Resources (ASX:WC8) Tabba Tabba Lithium Project Animation – August 2024: https://www.wildcatresources.com.au/

For personal use only

A new high-grade zone was identified at Han, which included:

- **9.0m @ 1.9% Li_2O** from 76.0m (TARC387) (est. true width) including **5.0m @ 2.6% Li_2O** from 80.0m

Other true width intercepts received to date include:

- **105.3m @ 1.1% Li_2O** from 213.7m (TARC259AD), including **43.4m @ 1.4% Li_2O** from 239.0m;
- **84.8m @ 1.3% Li_2O** from 251.4m (TADD020), including **53.6m @ 1.5% Li_2O** from 251.4m;
- **54.9m @ 1.0% Li_2O** from 220.0m (TARC230D), including **31.9m @ 1.5% Li_2O** from 250.0m;
- **70.0m @ 1.1% Li_2O** from 265.0m (TADD021), including **41.0m @ 1.3% Li_2O** from 278.0m;
- **54.9m @ 1.1% Li_2O** from 262.7m (TARC277AD), including **39.1m @ 1.5% Li_2O** from 264.0m;
- **67.0m @ 1.1% Li_2O** from 351.0m (TARC265D);
- **45.0m @ 1.3% Li_2O** from 164.0m (TARC236), including **29.0m @ 1.4% Li_2O** from 180.0m;
- **68.0m @ 1.4% Li_2O** from 337m (TADD015, including **50m @ 1.5% Li_2O** from 338m;
- **58.7m @ 1.3% Li_2O** from 333.1m (TADD011), including **11.8m @ 2.3% Li_2O** from 362.2m;
- **43.0m @ 1.4% Li_2O** from 316.0m (TAARC348D), and **43.4m @ 1.1% Li_2O** from 412.0m;
- **54.4m @ 1.2% Li_2O** from 267.9m (TADD030), and **25.0m @ 1.2% Li_2O** from 363.9;
- **44.0m @ 1.1% Li_2O** from 189.0m (TARC353), including **31.0m @ 1.5% Li_2O** from 189.0m;
- **26.6m @ 1.5% Li_2O** from 305.5m (TARC346D);
- **135m @ 0.9% Li_2O** from 179m (TARC234D), including **99m @ 1.2% Li_2O** from 207m**;**
- **123.4m @ 0.9% Li_2O** from 350.7m (TARC245D), including **69.9m @ 1.2% Li_2O** from 399m;
- **111.4m at 0.9% Li_2O** from 246.6m (TARC161AD), including **60.3m at 1.4% Li_2O** from 297.8m;
- **94m @ 1% Li_2O** from 206m (TARC154AD), including **64.4m @ 1.3% Li_2O** from 225m;
- **94.8m at 0.9% Li_2O** from 361.9m (TARC264D), including **44.7m at 1.3% Li_2O** from 406.3m.
- **180m @ 1.1% Li_2O** from 206m (TARC148);
- **39m at 1.4% Li_2O** from 271m (TARC147);
- **73m at 1.1% Li_2O** from 266m (TARC246), including **10m at 2% Li_2O** from 328m;
- **70m at 1.0% Li_2O** from 183m (TARC145), including **47m at 1.5% Li_2O** from 183m;
- **85m at 1.3% Li_2O** from 167m (TARC144), Including **10m at 2.5% Li_2O** from 175m; and
- **85m at 1.5% Li_2O** from 133m (TARC128), Including **9m at 3.0% Li_2O** from 199m.

Tabba Tabba Metallurgical Test work

Phase one test work focussed on 600m of strike along the Leia Pegmatite and achieved excellent results[6]. Wildcat tested 288kg of material, obtained from 12 diamond drill holes. Recoveries ranged between 79% to 84% Li_2O for a 5.5% spodumene concentrate from material with head grades between 1.0% to 1.4% Li_2O. The concentrate had low iron (<0.5% Fe_2O_3) and no significant deleterious elements were detected. Little variation occurred between material ground to 180µm and 212µm and a 6.9% improvement in recovery was achieved with 150µm material by increasing the collector reagent. This suggests reagent ratios can be optimised to improve the recovery during the second phase of test work

[6] ASX announcement 16 July 2024: https://www.investi.com.au/api/announcements/wc8/8ded72b7-95c.pdf

For personal use only

on coarser material and a coarser grind size may also be possible, leading to further recovery improvements via reduced deslime losses.

At the end of August 2024, samples were received at the Nagrom Laboratory and the second phase of metallurgical test work commenced. Sample preparation on variability composites needed for the MRE have been prioritised and are now in progress. The goal of the second phase of test work is to assess how material from different locations and stages across the mine life perform and to identify further opportunities for recovery improvement.

The second phase test work is being completed on approximately 1,000kg of material and is using bore water obtained from Tabba Tabba. Significantly, analysis of the Tabba Tabba site water shows neutral pH and low TDS, so it is expected that the site water will perform comparably to the Perth tap water used during the first phase of testing.

Tabba Tabba Environmental Studies

All the field survey and test work components were completed for the environmental studies (ecological, water and materials characterisation), with the report deliverables now being completed. The surface water assessment was the final environmental study requiring commencement, following the general arrangement site layout plan becoming available. The documentation for the environmental approval applications will commence in the upcoming quarter.

Tabba Tabba Geotechnical and Groundwater Studies

A program comprising eleven diamond drill holes was completed to provide geotechnical data for rock mass characterisation for mine design. The groundwater study work was also completed, with the final water bore monitoring holes drilled and pump tested. The tests suggest that the groundwater at Tabba Tabba is fresh, with low salinity/TDS and sufficient volumes are expected. These studies are key inputs for PFS.

Bolt Cutter Project – Mallina Basin, Pilbara, WA

Wildcat's Bolt Cutter Project, which surrounds the Tabba Tabba Project, is one of the larger portfolios of tenements in the Mallina Basin district. Wildcat has continued to build this substantial tenement holding over areas it considers to be prospective for lithium mineralised pegmatites located proximal to the prolific Split Rock Supersuite granitoid rocks (these are thought to be the source rocks for LCT pegmatites in the district). Many of the tenements are also prospective for gold.

During the quarter, the Company applied for six new tenements comprising 65km^2 and which are subject to ballot (E45/6987, E45/6990, E45/6992, E45/6993, E47/5221, and E47/5224). It was successful in the ballot for E45/6970 (15.5km^2) and unsuccessful in the ballot for E45/6944 and E45/6912. It made two successful 100% owned tenement applications (E45/6968 and E47/5200) comprising 236km^2, bringing its Bolt Cutter tenement portfolio to 1,407km^2 of 100% owned tenements and applications and 180km^2 of tenements subject to a ballot (Figure 3).

For personal use only

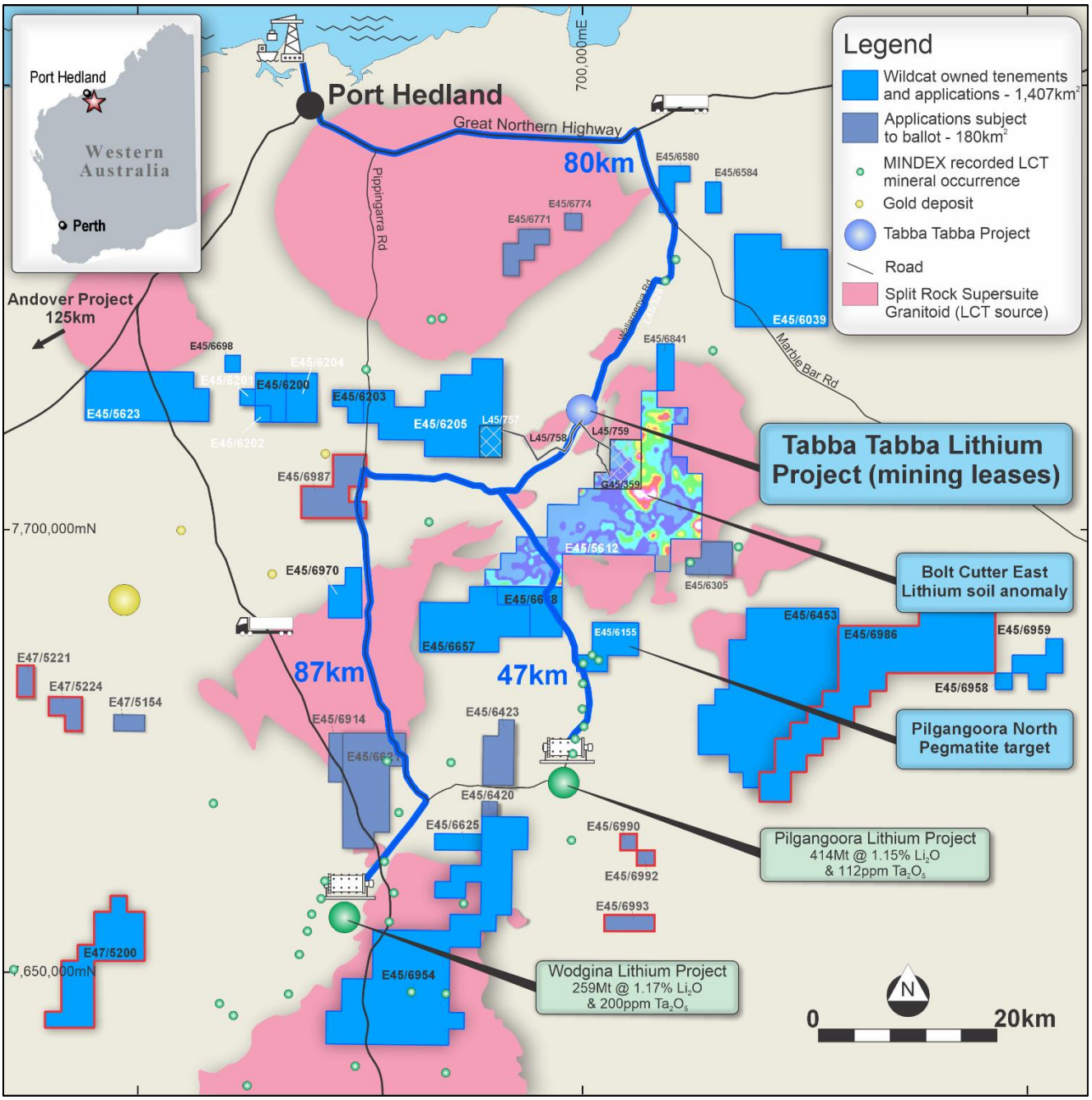

Figure 3: Location of the Bolt Cutter tenement package showing major deposits, LCT locations and the Split Rock Supersuite Granites (pink). New applications made during the quarter are highlighted red.

Since commencing exploration at Tabba Tabba, the Company's geologists have developed an advanced understanding of LCT pegmatite geology and have applied this knowledge to generate and explore lithium targets throughout the Company's Bolt Cutter tenement portfolio.

The Company completed 3,132m of RC drilling at the Pilgangoora North Prospect located on E45/6155 and 672m of RC drilling at the Bolt Cutter East Prospect on E45/5612, with results pending.

Soil sampling was completed at the Bolt Cutter Central Prospect on E45/5205.

For personal use only

Mt Adrah Project – Lachlan Fold, NSW

The Mt Adrah Gold Project is in the Lachlan Fold Belt, 44km east of Wagga Wagga in southern New South Wales (Figure 6). The Mt Adrah Gold Project has an area of 493km^2, including some 52km of strike the Gilmore Suture Zone (associated with mineralisation at numerous large mines including Cowal gold deposit: 11Moz Au; Temora copper-gold deposit: 1.8Moz Au & 837kt Cu; and the Cobar goldfields).

The Mt Adrah Gold Project contains the significant Hobbs Pipe gold deposit which has a Mineral Resource estimate of 20.5Mt @ 1.1g/t Au for 770,000 oz of contained gold (Table 1). Hobbs Pipe appears to be part of a large intrusive complex which includes proximal high-grade reef-style mineralisation with intersections at depth including 10m @ 17.7 g/t Au from 506m (GHD009) at the Castor Reef Prospect and 1.2m @ 58.6 g/t Au from 624m (GHD011) at the White Deer Reef Prospect.

Since acquiring the Mt Adrah Project, Wildcat has confirmed that alteration and mineralisation associated with the intrusive complex extends for more than 1km away from Hobbs Pipe and includes numerous reduced monzodiorite dykes within a gold, arsenic and antimony rich exoskarn.

During the Quarter, the Company completed a comprehensive review of all previous exploration and undertook field reconnaissance to review the key target areas at Mt Adrah as part of the planning process for the next phase of exploration activities. The Company also lodged a six-year term extension application for EL7844.

Other Activities

Wildcat continued project generation activities including tenement monitoring/applications and further rationalised its tenement holding in the Murchison region of WA at the Lawson Well project and made applications over prospective (Appendix 1).

Corporate Activities

Cashflows for the Quarter

Attached to this report is Appendix 5B containing the Company's cashflow statement for the quarter. The cashflows relating to the quarter included $6.9M spent on exploration and evaluation expenditure, $0.5M spent on project studies, and $0.95M spent on staff, administration, and corporate costs, including $353K paid to related parties. The payments relate to the existing remuneration agreements for Executive and Non-Executive Directors.

The Company had net cash inflows from interest of $0.83M.

As of 30 September 2024, the Company had available cash of approximately $69.3M.

Activities for the Current Period

For the three months ending 31 December 2024, the Company plans to:

- Progress work towards completion of a maiden Mineral Resource estimate (MRE) at Tabba Tabba
- Progress the second phase of metallurgical test work
- Compile documentation for environmental approval

- Progress metallurgical process design (process flow diagrams, mass balance, process design criteria) and a process operating cost model in preparation for PFS
- Continue regional exploration and target generation at Bolt Cutter and Mt Adrah and continue project review activities.

September 2024 Quarter – ASX Announcements

This Quarterly Activities Report contains information extracted from ASX market announcements reported in accordance with the 2012 edition of the "Australasian Code for Reporting of Exploration Results, Mineral Resources and Ore Reserves" (2012 JORC Code). Further details (including 2012 JORC Code reporting tables where applicable) of exploration results referred to in this Quarterly Activities Report can be found in the following announcements lodged on the ASX:

Title	Date
GROWING THE TABBA TABBA LITHIUM DISCOVERY IN WESTERN AUSTRALIA - DIGGERS AND DEALERS PRESENTATION	05 August 2024
LEIA CONTINUES TO DELIVER HIGH-GRADE LITHIUM 67M AT 1.9% Li_2O INCLUDING 46M AT 2.5% Li_2O	05 August 2024
EXCELLENT METALLURGICAL RESULTS FROM LEIA RECOVERIES OF ~79-84% FOR A 5.5% LI_2O CONCENTRATE	16 July 2024

The announcements can be viewed on the Company's website www.wildcatresources.com.au under the Investors tab.

Wildcat confirms that it is not aware of any new information or data that materially affects the information included in any original ASX announcement.

- ENDS -

This announcement has been authorised by the Board of Directors of the Company.

FOR FURTHER INFORMATION, PLEASE CONTACT:

AJ Saverimutto
Managing Director
Tel: +61 (8) 6555 2950
info@wildcatresources.com.au

Matthew Banks
Executive Director
Tel: +61 (8) 6555 2950
info@wildcatresources.com.au

Nathan Ryan
NWR Communications
Tel: +61 420 582 887
nathan.ryan@
nwrcommunications.com.au

For personal use only

For personal use only

ABOUT TABBA TABBA

The Tabba Tabba Lithium-Tantalum Project is an advanced lithium and tantalum exploration project that is located on granted Mining Leases just 80km by road from the port of Port Hedland, Western Australia. It is nearby some of the world's largest hard-rock lithium mines (47km by road from the 414Mt Pilgangoora Project[7] and 87km by road to the 259Mt Wodgina Project[8]).

The Tabba Tabba project was one of four significant LCT pegmatite projects in WA, previously owned by Sons of Gwalia. The others were Greenbushes, Pilgangoora and Wodgina which are now Tier-1 hard-rock lithium mines. Tabba Tabba is the last of these assets to be explored for lithium mineralisation.

The pegmatite body that contains **the high-grade Tabba Tabba tantalum deposit has a Mineral Resource estimate of 318Kt at 950ppm Ta_2O_5 for 666,200lbs Ta_2O_5** at a 400ppm Ta_2O_5 lower cut-off grade[3] (Table 2).

In July 2023, Wildcat commenced an RC drilling program to systematically explore the Tabba Tabba mining tenement package for lithium mineralisation[9]. A major lithium discovery was announced by the Company on 18 September 2023[10] after assay results confirmed thick intersections of lithium mineralised pegmatites were returned from multiple RC holes in the central and northern pegmatite clusters. Wildcat is continuing with an aggressive and systematic campaign of RC and DD drilling across the Mining Leases and to explore and evaluate this very significant lithium project.

On 12 October 2023, Wildcat announced it has successfully completed the acquisition of the Project.

ABOUT BOLT CUTTER

Wildcat's Bolt Cutter Project comprises 1,407km^2 of 100% owned tenements and applications, and 180km^2 of applications subject to a ballot, which are considered highly prospective for gold and lithium mineralisation. The tenements are located in strategic positions on the Berghaus Shear along trend from the 6.8Moz Hemi gold deposit discovered by De Grey Mining (ASX: DEG); and in positions proximal to the Split Rocks Supersuite granitoid complex (considered a fertile source of LCT-type pegmatites) and on regional structures along strike from the 309Mt Pilgangoora[11] and 259Mt Wodgina[12] lithium projects. Wildcat has a significant regional lithium anomaly at its E45/5612 Bolt Cutter East Prospect[13] and continues to advance early-stage exploration across its Bolt Cutter landholding.

ABOUT MT ADRAH

Wildcat holds the Mount Adrah Gold Project ("**Mount Adrah**"), a highly prospective 500km^2 tenement package located within the well-endowed Lachlan Orogen region in NSW. The project includes the Hobbs Pipe gold deposit which has a Mineral Resource estimate of **20.5Mt @ 1.1g/t Au for 770,000 oz** of contained gold (Table 1). Hobbs Pipe is a monzodiorite-hosted intrusion-related gold deposit (IRGS) with similarities to the IRGS gold systems that occur in the Alaskan Tintina Province, which includes the 16Moz Fort Knox Gold Mine.
In addition to Hobbs Pipe, several high-grade gold reef systems have been identified by historic artisanal workings and limited exploration drilling, including down-hole intercepts such as **10m @ 17.7 g/t Au from 506m (GHD009)** at the Castor Reef Prospect, about 200m north-east of Hobbs Pipe, and **1.2m @ 58.6 g/t**

[7] Pilbara Minerals Ltd ASX announcement 7 August 2023: https://1pls.irmau.com/site/pdf/3c3567af-c373-4c3c-ba7a-af0bc2034431/Substantial-Increase-in-Mineral-Resource.pdf
[8] Mineral Resources Ltd ASX announcement 23 October 2018: http://clients3.weblink.com.au/pdf/MIN/02037855.pdf
[9] ASX announcement 14 July 2023: https://www.investi.com.au/api/announcements/wc8/0d6e63aa-fbc.pdf
[10] ASX announcement 18 September 2023: https://www.investi.com.au/api/announcements/wc8/bd9e13dc-76f.pdf
[11] Pilbara Minerals Ltd ASX announcement 6 September 2021: http://www.pilbaraminerals.com.au/site/PDF/248fb0ec-acb0-4026-87e8-d278ea3ab5dc/SignificantIncreaseinPilgangooraResource
[12] Mineral Resources Ltd ASX announcement 23 October 2018: http://clients3.weblink.com.au/pdf/MIN/02037855.pdf
[13] ASX announcement 29 June 2022: https://www.investi.com.au/api/announcements/wc8/b56c1b41-9b7.pdf

Au from 624m (GHD011) at the White Deer Reef Prospect, a further 150m to the north-east of the GHD009 intercept. The drill-hole intervals are interpreted to align with the artisanal workings. Quartz vein reef-style targets were identified as targets of interest in a study by prior owners in 2016. Results on the follow-up work done on some of these targets have been promising to date. Outside of the immediate Hobbs Pipe area, the project has had little exploration activity since the 1990's, with several areas of surface gold anomalies yet to be followed up with drilling.

Forward-Looking Statements

This document may include forward-looking statements. Forward-looking statements include, but are not limited to, statements concerning Wildcat Resources Limited's planned exploration program and other statements that are not historical facts. When used in this document, the words such as "could," "plan," "estimate," "expect," "intend," "may", "potential," "should," and similar expressions are forward-looking statements. Although Wildcat Resources Limited believes that its expectations reflected in these forward-looking statements are reasonable, such statements involve risks and uncertainties and no assurance can be given that actual results will be consistent with these forward-looking statements.

Competent Person's Statement

The information in this report that relates to Exploration Results and Mineral Resources is based on, and fairly represents, information compiled by Samuel Ekins, a Competent Person who is a Member of the Australian Institute of Mining and Metallurgy (AusIMM). Mr Ekins is a full-time employee of Wildcat Resources Limited. Mr Ekins has sufficient experience that is relevant to the style of mineralisation and type of deposit under consideration, and to the activity being undertaken to qualify as a Competent Person as defined in the 2012 Edition of the JORC Code. Mr Ekins consents to the inclusion in the report of the matters based on his information in the form and context in which it appears.

ASX Listing Rule Information

Table 1 – JORC (2012) Mineral Resources Estimate for the Hobbs Pipe Gold Deposit

Resource Classification	Depth Below Surface	Oxidation Zone	COG Au (g/t)	Tonnes (Mt)	Grade (g/t Au)	Contained Gold (oz)
Indicated	0 – 150m	Oxides	0.4	0.6	0.9	18,000
		Fresh	0.9	3.0	1.0	96,000
	150 – 700m	Fresh	0.9	8.5	1.2	320,000
TOTAL INDICATED RESOURCES				**12.1**	**1.1**	**440,000**
Inferred	0 – 150m	Fresh	0.5	0.2	0.6	39,000
	150 – 700m	Fresh	0.9	8.2	1.1	290,000
TOTAL INFERRED RESOURCES				**8.4**	**1.1**	**330,000**
TOTAL RESOURCES				**20.5**	**1.1**	**770,000**

The Mineral Resource was first reported in an announcement by former Mount Adrah owners Sovereign Gold Company Ltd (ASX Announcement 27 December 2013). The Company confirms that it is not aware of any new information or data that materially affects the information included in the original market announcements and, in the case of estimates of Mineral Resources, that all material assumptions and technical parameters underpinning the estimates in the original market announcements continue to apply and have not materially changed. The company confirms that the form and context in which the competent persons findings have not been materially modified from the original announcement.

For personal use only

Table 2 – JORC (2012) Mineral Resources Estimate for the Tabba Tabba Tantalum Deposit

Category	Tons ('000)	Ta_2O_5 (ppm)	Ta_2O_5 (lb)
Measured	35.1	1,380	107,125
Indicated	187.0	1,020	418,925
Inferred	96.0	660	140,150
Combined	**318.1**	**950**	**666,200**

A 2012 JORC compliant tantalum mineral resource for the Tabba Tabba Project was announced by Pilbara Minerals in January 2015[14]. Wildcat Intends to re-estimate the tantalum resource should a maiden lithium resource be defined and announce both the tantalum and lithium resources[15]. This is anticipated in 2024 to 2025. The combined measured, indicated and inferred resource currently stands at 318.1Kt at 950ppm Ta2O5 for 666,200lbs of contained Ta_2O_5 at a 400ppm Ta_2O_5 lower cut off grade and 6,000ppm Ta_2O_5 upper cut off grade. This uses a database of 154 drill holes and a geological model developed by Pilbara Minerals Ltd constrained by geological logging and assay data for Ta_2O_5. The resource calculation was carried out by an independent resource consultancy, Trepanier pty ltd.

APPENDIX 1 - INTEREST IN MINING TENEMENTS

Interest in Mining Tenements (applications made during September quarter in bold)

Tenement ID	Status	Project Name	Jurisdiction	Interest at beginning of quarter	Interest acquired or disposed	Interest at the end of the quarter
EL 6372	Granted	Mt Adrah	Lachlan Belt, NSW	100%	-	100%
EL 7844	Granted	Mt Adrah	Lachlan Belt, NSW	100%	-	100%
EL 8606	Granted	Mt Adrah	Lachlan Belt, NSW	100%	-	100%
EL 9063	Granted	Mt Adrah	Lachlan Belt, NSW	100%	-	100%
E45/5612	Granted	Bolt Cutter	Pilbara, WA	100%	-	100%
E45/5623	Granted	Bolt Cutter	Pilbara, WA	100%	-	100%
E45/6039	Granted	Bolt Cutter	Pilbara, WA	100%	-	100%
E45/6155	Granted	Bolt Cutter	Pilbara, WA	100%	-	100%
E45/6201	Granted	Bolt Cutter	Pilbara, WA	100%	-	100%
E45/6202	Granted	Bolt Cutter	Pilbara, WA	100%	-	100%
E45/6204	Granted	Bolt Cutter	Pilbara, WA	100%	-	100%
E45/6205	Granted	Bolt Cutter	Pilbara, WA	100%	-	100%
L45/0323	Granted	Tabba Tabba	Pilbara, WA	100%	-	100%
L45/0329	Granted	Tabba Tabba	Pilbara, WA	100%	-	100%
L45/0757	Granted	Tabba Tabba	Pilbara, WA	100%	-	100%
M45/0354	Granted	Tabba Tabba	Pilbara, WA	100%	-	100%
M45/0375	Granted	Tabba Tabba	Pilbara, WA	100%	-	100%
M45/0376	Granted	Tabba Tabba	Pilbara, WA	100%	-	100%
M45/0377	Granted	Tabba Tabba	Pilbara, WA	100%	-	100%
M45/0374	Granted	Tabba Tabba	Pilbara, WA	100%	-	100%
E52/4077	Granted	Lawson Well	Murchison, WA	100%	100%	0%
E52/4326	Granted	Lawson Well	Murchison, WA	100%	-	100%
E52/4327	Granted	Lawson Well	Murchison, WA	100%	-	100%
E52/4328	Granted	Lawson Well	Murchison, WA	100%	-	100%
E52/4329	Granted	Lawson Well	Murchison, WA	100%	-	100%

[14] Pilbara Minerals Ltd ASX announcement 19 January 2015: https://cdn-api.markitdigital.com/apiman-gateway/ASX/asx-research/1.0/file/2995-01591791-6A706666?access_token=83ff96335c2d45a094df02a206a39ff4
[15] ASX announcement 17 May 2023: https://www.investi.com.au/api/announcements/wc8/4788276b-630.pdf

For personal use only

For personal use only

Tenement ID	Status	Project Name	Jurisdiction	Interest at beginning of quarter	Interest acquired or disposed	Interest at the end of the quarter
E74/0760	Granted	Sauron	South Coast, WA	100%	-	100%
E45/6305#	Pending	Bolt Cutter	Pilbara, WA	-	-	-
E45/6302	Pending	Bolt Cutter	Pilbara, WA	-	-	-
E45/6303	Pending	Bolt Cutter	Pilbara, WA	-	-	-
E45/6420#	Pending	Bolt Cutter	Pilbara, WA	-	-	-
E45/6423#	Pending	Bolt Cutter	Pilbara, WA	-	-	-
E45/6453	Pending	Bolt Cutter	Pilbara, WA	-	-	-
E45/6580	Pending	Bolt Cutter	Pilbara, WA	-	-	-
E45/6584	Pending	Bolt Cutter	Pilbara, WA	-	-	-
E45/6621#	Pending	Bolt Cutter	Pilbara, WA	-	-	-
E45/6625	Pending	Bolt Cutter	Pilbara, WA	-	-	-
E45/6628	Pending	Bolt Cutter	Pilbara, WA	-	-	-
E45/6657	Pending	Bolt Cutter	Pilbara, WA	-	-	-
E45/6673*	Pending	Bolt Cutter	Pilbara, WA	-	100%	0%-
E45/6698	Pending	Bolt Cutter	Pilbara, WA	-	-	-
E45/6771	Pending	Bolt Cutter	Pilbara, WA	-	-	-
E45/6774	Pending	Bolt Cutter	Pilbara, WA	-	-	-
E45/6841	Pending	Bolt Cutter	Pilbara, WA	-	-	-
E45/6912*	Pending	Bolt Cutter	Pilbara, WA	-	100%	0%-
E45/6914**	Pending	Bolt Cutter	Pilbara, WA	-	-	-
E45/6944*	Pending	Bolt Cutter	Pilbara, WA	-	100%	0%-
E45/6954	Pending	Bolt Cutter	Pilbara, WA	-	-	-
E45/6958	Pending	Bolt Cutter	Pilbara, WA	-	-	-
E45/6959	Pending	Bolt Cutter	Pilbara, WA	-	-	-
E45/6970**	Pending	Bolt Cutter	Pilbara, WA	-	-	-
E45/6986	Pending	Bolt Cutter	Pilbara, WA	0%	100%	-
E45/6987#	Pending	Bolt Cutter	Pilbara, WA	0%	100%	-
E45/6990#	Pending	Bolt Cutter	Pilbara, WA	0%	100%	-
E45/6992#	Pending	Bolt Cutter	Pilbara, WA	0%	100%	-
E45/6993#	Pending	Bolt Cutter	Pilbara, WA	0%	100%	-
E47/5154#	Pending	Bolt Cutter	Pilbara, WA	-	-	-
E47/5200	Pending	Bolt Cutter	Pilbara, WA	0%	100%	-
E47/5221#	Pending	Bolt Cutter	Pilbara, WA	0%	100%	-
E47/5224#	Pending	Bolt Cutter	Pilbara, WA	0%	100%	-
G45/0359	Pending	Bolt Cutter	Pilbara, WA	-	-	-
L45/0756	Pending	Bolt Cutter	Pilbara, WA	-	-	-
L45/0758	Pending	Bolt Cutter	Pilbara, WA	-	-	-
L45/0759	Pending	Bolt Cutter	Pilbara, WA	-	-	-
L45/0810	Pending	Bolt Cutter	Pilbara, WA	-	-	-
E08/3559	Pending	Tirrawarra	Gascoyne, WA	-	-	-
E08/3674	Pending	Tirrawarra	Gascoyne, WA	-	-	-
E36/1110#	Pending	Kaluwiri	Eastern Goldfields, WA	0%	100%	-
E36/1111#	Pending	Kaluwiri	Eastern Goldfields, WA	0%	100%	-
E36/1112#	Pending	Kaluwiri	Eastern Goldfields, WA	0%	100%	-
E36/1113#	Pending	Kaluwiri	Eastern Goldfields, WA	0%	100%	-
E52/4336	Pending	Lawson Well	Murchison, WA	-	-	-
E80/5772	Pending	Carr Boyd	Kimberley, WA	-	-	-
P15/6771	Pending	Comet	Eastern Goldfields, WA	-	-	-

Tenement ID	Status	Project Name	Jurisdiction	Interest at beginning of quarter	Interest acquired or disposed	Interest at the end of the quarter
P15/6910	Pending	Comet	Eastern Goldfields, WA	0%	100%	-
P15/6921#	Pending	Comet	Eastern Goldfields, WA	0%	100%	-

*** Tenement won in ballot; * Tenement beaten in ballot; #Tenement subject to ballot/warden*

For personal use only

Appendix 5B

Mining exploration entity or oil and gas exploration entity quarterly cash flow report

Name of entity

Wildcat Resources Limited

ABN	Quarter ended ("current quarter")
65 098 236 938	30 September 2024

Consolidated statement of cash flows		Current quarter $A'000	Year to date (3 months) $A'000
1.	**Cash flows from operating activities**		
1.1	Receipts from customers		
1.2	Payments for		
	(a) exploration & evaluation	-	-
	(b) development	-	-
	(c) production	-	-
	(d) staff costs	(530)	(530)
	(e) administration and corporate costs	(422)	(422)
1.3	Dividends received (see note 3)	-	-
1.4	Interest received	880	880
1.5	Interest and other costs of finance paid	(55)	(55)
1.6	Income taxes paid	-	-
1.7	Government grants and tax incentives	-	-
1.8	Other	-	-
1.9	**Net cash from / (used in) operating activities**	**(127)**	**(127)**

2.	**Cash flows from investing activities**		
2.1	Payments to acquire or for:		
	(a) entities	-	-
	(b) tenements	-	-
	(c) property, plant and equipment	(30)	(30)
	(d) exploration & evaluation	(6,874)	(6,874)
	(e) investments	-	-
	(f) other non-current assets	-	-

For personal use only

For personal use only

Consolidated statement of cash flows		Current quarter $A'000	Year to date (3 months) $A'000
2.2	Proceeds from the disposal of:		
	(a) entities	-	-
	(b) tenements	-	-
	(c) property, plant and equipment	-	-
	(d) investments	-	-
	(e) other non-current assets	-	-
2.3	Cash flows from loans to other entities	-	-
2.4	Dividends received (see note 3)	-	-
2.5	Other (Project Studies)	(499)	(499)
2.6	**Net cash from / (used in) investing activities**	**(7,403)**	**(7,403)**

3.	**Cash flows from financing activities**		
3.1	Proceeds from issues of equity securities (excluding convertible debt securities)	-	-
3.2	Proceeds from issue of convertible debt securities	-	-
3.3	Proceeds from exercise of options	-	-
3.4	Transaction costs related to issues of equity securities or convertible debt securities	-	-
3.5	Proceeds from borrowings	-	-
3.6	Repayment of borrowings	-	-
3.7	Transaction costs related to loans and borrowings	-	-
3.8	Dividends paid	-	-
3.9	Other (provide details if material) – Lease principal	(380)	(380)
3.10	**Net cash from / (used in) financing activities**	**(380)**	**(380)**

4.	**Net increase / (decrease) in cash and cash equivalents for the period**		
4.1	Cash and cash equivalents at beginning of period	77,182	77,182
4.2	Net cash from / (used in) operating activities (item 1.9 above)	(127)	(127)
4.3	Net cash from / (used in) investing activities (item 2.6 above)	(7,403)	(7,403)

Consolidated statement of cash flows		Current quarter $A'000	Year to date (3 months) $A'000
4.4	Net cash from / (used in) financing activities (item 3.10 above)	(380)	(380)
4.5	Effect of movement in exchange rates on cash held	-	-
4.6	**Cash and cash equivalents at end of period**	**69,272**	**69,272**

5.	**Reconciliation of cash and cash equivalents** at the end of the quarter (as shown in the consolidated statement of cash flows) to the related items in the accounts	**Current quarter $A'000**	**Previous quarter $A'000**
5.1	Bank balances	19,262	22,172
5.2	Call deposits	50,010	55,010
5.3	Bank overdrafts	-	-
5.4	Other (provide details)	-	-
5.5	**Cash and cash equivalents at end of quarter (should equal item 4.6 above)**	**69,272**	**77,182**

6.	**Payments to related parties of the entity and their associates**	**Current quarter $A'000**
6.1	Aggregate amount of payments to related parties and their associates included in item 1	(353)
6.2	Aggregate amount of payments to related parties and their associates included in item 2	-

Note: if any amounts are shown in items 6.1 or 6.2, your quarterly activity report must include a description of, and an explanation for, such payments.

For personal use only

For personal use only

7.	**Financing facilities** *Note: the term "facility' includes all forms of financing arrangements available to the entity.* *Add notes as necessary for an understanding of the sources of finance available to the entity.*	**Total facility amount at quarter end $A'000**	**Amount drawn at quarter end $A'000**
7.1	Loan facilities	-	-
7.2	Credit standby arrangements	-	-
7.3	Other (please specify)	-	-
7.4	**Total financing facilities**	-	-
7.5	**Unused financing facilities available at quarter end**		-
7.6	Include in the box below a description of each facility above, including the lender, interest rate, maturity date and whether it is secured or unsecured. If any additional financing facilities have been entered into or are proposed to be entered into after quarter end, include a note providing details of those facilities as well.		

8.	**Estimated cash available for future operating activities**	**$A'000**
8.1	Net cash from / (used in) operating activities (item 1.9)	(127)
8.2	(Payments for exploration & evaluation classified as investing activities) (item 2.1(d))	(6,874)
8.3	Total relevant outgoings (item 8.1 + item 8.2)	(7,001)
8.4	Cash and cash equivalents at quarter end (item 4.6)	69,272
8.5	Unused finance facilities available at quarter end (item 7.5)	-
8.6	Total available funding (item 8.4 + item 8.5)	69,272
8.7	**Estimated quarters of funding available (item 8.6 divided by item 8.3)**	9.89

Note: if the entity has reported positive relevant outgoings (ie a net cash inflow) in item 8.3, answer item 8.7 as "N/A". Otherwise, a figure for the estimated quarters of funding available must be included in item 8.7.

8.8 If item 8.7 is less than 2 quarters, please provide answers to the following questions:

8.8.1 Does the entity expect that it will continue to have the current level of net operating cash flows for the time being and, if not, why not?

Answer: N/A

8.8.2 Has the entity taken any steps, or does it propose to take any steps, to raise further cash to fund its operations and, if so, what are those steps and how likely does it believe that they will be successful?

Answer: N/A

8.8.3	Does the entity expect to be able to continue its operations and to meet its business objectives and, if so, on what basis?
Answer: N/A	
Note: where item 8.7 is less than 2 quarters, all of questions 8.8.1, 8.8.2 and 8.8.3 above must be answered.	

Compliance statement

1 This statement has been prepared in accordance with accounting standards and policies which comply with Listing Rule 19.11A.

2 This statement gives a true and fair view of the matters disclosed.

Date: .....15 October 2024.....

Authorised by: ..Board of Directors.....
(Name of body or officer authorising release – see note 4)

Notes

1. This quarterly cash flow report and the accompanying activity report provide a basis for informing the market about the entity's activities for the past quarter, how they have been financed and the effect this has had on its cash position. An entity that wishes to disclose additional information over and above the minimum required under the Listing Rules is encouraged to do so.

2. If this quarterly cash flow report has been prepared in accordance with Australian Accounting Standards, the definitions in, and provisions of, *AASB 6: Exploration for and Evaluation of Mineral Resources* and *AASB 107: Statement of Cash Flows* apply to this report. If this quarterly cash flow report has been prepared in accordance with other accounting standards agreed by ASX pursuant to Listing Rule 19.11A, the corresponding equivalent standards apply to this report.

3. Dividends received may be classified either as cash flows from operating activities or cash flows from investing activities, depending on the accounting policy of the entity.

4. If this report has been authorised for release to the market by your board of directors, you can insert here: "By the board". If it has been authorised for release to the market by a committee of your board of directors, you can insert here: "By the [*name of board committee – eg Audit and Risk Committee*]". If it has been authorised for release to the market by a disclosure committee, you can insert here: "By the Disclosure Committee".

5. If this report has been authorised for release to the market by your board of directors and you wish to hold yourself out as complying with recommendation 4.2 of the ASX Corporate Governance Council's *Corporate Governance Principles and Recommendations*, the board should have received a declaration from its CEO and CFO that, in their opinion, the financial records of the entity have been properly maintained, that this report complies with the appropriate accounting standards and gives a true and fair view of the cash flows of the entity, and that their opinion has been formed on the basis of a sound system of risk management and internal control which is operating effectively.

For personal use only