



For personal use only

2024

ANNUAL REPORT

Year ending 30 June 2024

ASX:FTL

firetailresources.com.au

Firetail Resources Limited
ABN 67 651 057 822

CONTENTS

| | Page |
|---|-------------|
| Corporate Directory | 2 |
| Directors' Report | 3 |
| Auditor's Independence Declaration | 28 |
| Consolidated Statement of Profit or Loss and Other Comprehensive Income | 29 |
| Consolidated Statement of Financial Position | 30 |
| Consolidated Statement of Changes in Equity | 31 |
| Consolidated Statement of Cash Flows | 33 |
| Notes to the Financial Statements | 34 |
| Directors' Declaration | 54 |
| Independent Auditor's Report | 55 |
| Shareholder Information | 60 |
| Schedule of Exploration Tenements | 63 |

Firetail Resources Limited

ABN 67 651 057 822

CORPORATE DIRECTORY

| | |
|--|--|
| Directors | Mr Glenn Poole Managing Director and Chief Executive Officer |
| | Mr Brett Grosvenor Non-Executive Chair |
| | Mr Simon Lawson Non-Executive Director |
| | Mr George Bauk Non-Executive Director |
| Company Secretary | Mr Craig McNab |
| Registered Office & Principal Place of Business | T2, 64-68 Hay Street Subiaco WA 6008 |
| Postal Address | PO Box 378 West Perth WA 6872 |
| Web Site | www.firetailresources.com.au |
| Share Registry | Registry Direct Limited 33 Melrose Street Sandringham VIC 2000 |
| Auditors | Hall Chadwick WA Audit Pty Ltd 283 Rokeby Road Subiaco WA 6008 |
| Securities Exchange Listing | ASX Code: FTL |
| Country of Incorporation and Domicile | Australia |

For personal use only

Firetail Resources Limited

ABN 67 651 057 822

DIRECTORS REPORT FOR THE YEAR ENDED 30 JUNE 2024

The directors present the following report on Firetail Resources Limited ('the Company') and its wholly owned subsidiary (together referred to hereafter as 'the Group') for the financial year ended 30 June 2024.

Directors

The names of directors in office at any time during or since the end of the period are:

| | |
|-----------------|--|
| Glenn Poole | Managing Director & Chief Executive Officer (appointed CEO on 4 July 2024 and MD on 19 September 2024) |
| Brett Grosvenor | Non-Executive Chair (transitioned to Non-Executive Chair on 19 September 2024) |
| Simon Lawson | Non-Executive Director |
| George Bauk | Non-Executive Director (appointed 5 September 2023) |
| Kecheng Cai | Non-Executive Director (resigned 17 July 2024) |
| Frank Bierlein | Non-Executive Director (resigned 5 September 2023) |

Company Secretary

Craig McNab has held the role of Company Secretary since 10 November 2021.

Principal Activities

The principal activity of the Group during the financial period was the acquisition and exploration of resource projects.

Operating Results

The loss of the Group for the period ended 30 June 2024 amounted to \$2,772,840 (2023: \$847,117).

Financial Position

As at 30 June 2024 the Group had a cash balance of \$4,698,763 (2023: \$5,091,219) and a net asset position of \$21,370,016 (2023: \$13,987,602).

Dividends Paid or Recommended

No dividends have been paid, and the directors do not recommend the payment of a dividend for the financial year ended 30 June 2024 (2023: Nil).

Corporate Governance Statement

The Company has disclosed its corporate governance statement on the Company website at www.firetailresources.com.au.

Significant Changes in State of Affairs

There were no significant changes in the state of affairs of the Group that occurred during the year not otherwise disclosed in this report or in the financial report.

For personal use only

Firetail Resources Limited

ABN 67 651 057 822

DIRECTOR'S REPORT

FOR THE YEAR ENDED 30 JUNE 2024

Corporate

As at the date of this report the following securities were on issue.

| ORDINARY SHARES | 2024 |
|---|-------------|
| | No. |
| Fully Paid Ordinary Shares | 331,247,975 |
| UNLISTED OPTIONS | |
| Exercise price of 30 cents, expiring on 20 January 2025 | 5,500,000 |
| Exercise price of 30 cents, expiring on 5 April 2025 | 1,500,000 |
| Exercise price of 10 cents, expiring on 25 March 2027 | 25,000,000 |
| PERFORMANCE RIGHTS | |
| Class A | 2,550,000 |
| Class B | 2,550,000 |
| Class D | 14,425,000 |

For personal use only

Firetail Resources Limited

ABN 67 651 057 822

DIRECTOR'S REPORT FOR THE YEAR ENDED 30 JUNE 2024

Letter from the Non-Executive Chair

On behalf of Firetail Resources Limited ("Firetail" or "the Company"), I am pleased to present the Annual Report for the year ending 30 June 2024.

It has been transformational year for Firetail. A year that saw Firetail transition from a domestic Australian battery metals explorer to an international copper-focused explorer. The Board identified and implemented a strategic process during the previous financial year to identify and acquire opportunities in a rising copper market, looking to add copper assets in world class locations to the existing portfolio of assets in Australia.

Firetail ended the financial year in June 2024, by signing a binding option agreement to acquire up to 80% of the York Harbour Copper-Zinc-Silver Project in Newfoundland, Canada. This project is a Cyprus-style volcanogenic massive sulphide (VMS) exploration project, located 180km west-south-west of local success story - FireFly Metals Ltd (ASX:FFM) Green Bay Copper Project. York Harbour recorded small scale historical underground production between 1898 and 1913, with 100,000 tonnes mined at 3-12% Cu, 7% Zn and 1-3oz/t Ag. The property has only seen shallow exploration completed, with historical exploration limited to only two key areas across the 47.25km² contiguous land package. Initial works currently underway on site, have identified extensive sections of mineralised drill core not previously submitted for analysis further confirming our excitement and potential of this asset.

As we move into the new financial year, and the initial focus predominantly on York Harbour, Firetail remains committed to the Peruvian projects that were acquired in August 2023. During the year, we increased our ownership position to 70% of the two copper asset in Peru, thus aligning with the strategy of exposure to copper-facing assets and underpinning the business to ensure its continued success and growth. Firetail was pleased to complete a highly successful maiden drill program in the year, the results of which have highlighted the mineralisation potential and more importantly enabled the technical team to confirm structural and mineralisation trends that have assisted in defining new targets and opportunities in the Picha region. The Firetail board remains excited about the potential in region and committed to developing the project in a sustainable manner.

As part of the Peru Project acquisition, Firetail gained access to an Earn-in Agreement with leading global gold and copper producer Barrick Gold Corporation covering the Charaque Copper Project, located 30km north-east of the Picha Copper-Silver Project and comprising of eight claims covering an area of around 6,000 hectares (60km²). The earn-in is critical to the Company's strategy in Peru, giving exposure to large established mining companies in Peru and derisking the development of the Charaque Project.

In addition to the project acquisitions described, the Company Board and Management has been transformed to better serve the new shape of the asset base. With the Peru acquisition, the Board was pleased to welcome George Bauk as a representative of Thunderbird Resources (ASX:THB) (formerly Valor Resources), holders of the remaining 30% of the projects in Peru and approx. 4.9% in Firetail. Cai Kecheng who served as Non-Executive Director from April 2023 through to July 2024, resigned to focus on other business commitments. Mr. Cai was a key supporter of the transition of Firetail from domestic to international focus and the Board thanks him for his support.

Subsequent to the financial year, Firetail was pleased to further boost its advanced technical credentials with the appointment of Glenn Poole as CEO (July 2024) and then Managing Director (September 2024), bringing a wealth of technical and corporate experience from his previous roles developing and rejuvenating mineral assets with numerous ASX-listed companies. Glenn's appointment is a crucial step to unlocking the potential of the acquired assets and the Board is very pleased to have Glenn onboard. At the same time, my role moved from Executive to Non-Executive Chair, and I look forward to steering Firetail into the new financial year.

I would like to thank my fellow Board members, the Company's team of employees, contractors, consultants and advisors and a special thank you to shareholders for their continued support.

The Company is well positioned for the 2025 financial year, and we look forward to continuing to build upon our exploration success and create shareholder value through discovery.

Brett Grosvenor
Non-Executive Chair

Firetail Resources Limited

ABN 67 651 057 822

DIRECTOR'S REPORT

FOR THE YEAR ENDED 30 JUNE 2024

REVIEW OF OPERATIONS

Firetail Resources Limited (ASX:FTL) is a Copper focused minerals company with an exciting project portfolio with exposure to multiple battery mineral commodities.

Firetail has executed Binding Option Agreement executed for the acquisition of up to 80% of York Harbour Copper, Zinc Silver Project in Newfoundland, Canada via a staged earn-in. The York Harbour Project covers the York Harbour mine which has historic production of 100,000 tonnes mined at 3-12% Cu, 7% Zn and 1-3oz/t Ag between 1898 and 1913. Much of the recent exploration has been limited to the top 150m with multiple targets open along strike and at depth.

The Company has completed a maiden drilling campaign in Peru, where Firetail's tenure includes mining concessions comprising the Picha Copper-Silver Project and Charaque Copper Project. Picha is an exciting copper-silver project with multiple drill-ready targets being tested in the current drill program; and Charaque hosts a farm-in deal completed with leading global mining company, Barrick Gold Corporation.

Firetail also holds well-located Western Australian and Queensland projects, which range from early exploration stage at the Paterson and Yalgoo-Dalgaranga Projects through to advanced exploration-early resource stage at the Mt Slopeaway Project.

With a portfolio of highly prospective assets plus the experience of a strong technical team, the Company is well positioned to rapidly explore and develop its battery mineral projects and become a significant contributor to the green energy revolution.

York Harbour Copper-Zinc-Silver Project

Firetail holds a Binding Option Agreement for the acquisition via a staged earn-in of up to 80% of the York Harbour Project in Newfoundland, Canada¹. The project is a Cyprus-type volcanogenic massive sulphide (VMS) copper exploration project covering 189 contiguous claims (~47km²) of highly prospective geology, hosting the historic, high-grade York Harbour Copper Mine.

The proposed York Harbour acquisition provides an advanced exploration project that complements Firetail's existing portfolio of copper and battery metals projects. York Harbour was undeveloped and underexplored, however increasing battery and electrification metals commodity demand has brought this prospective project back into focus. Previous work completed across the property has highlighted the presence of a very high grade, copper dominant polymetallic system, with almost 20,000m of recent drilling completed this project has the potential to quickly move from an exploration to a development scenario. At this stage, we estimate only 25% of the potential 16km strike length has been tested, and only to a maximum depth of approximately 250m. Early stage reassessment of recent drilling has already highlight early opportunities to increase the continuity and confidence in the geology and mineralised system.



Figure 1: YH22-078 cut section of previously unsampled core, showing Chalcopyrite, Pyrrhotite and Pyrite²

¹ Refer to ASX Announcement 6 June 2024 - FTL to Acquire York Harbour Copper-Zinc-Silver

² Refer to ASX Announcement 10 September 2024 – Early Opportunities identified at Canadian Copper Project

Firetail Resources Limited

ABN 67 651 057 822

DIRECTOR'S REPORT FOR THE YEAR ENDED 30 JUNE 2024

The project boasts historic production of 100,000 tonnes mined at 3-12% Cu, 7% Zn and 1-3oz/t Ag between 1898 and 1913. It is well located with excellent road access, hydro power supply (96% of supply to NL is hydro). Newfoundland has readily accessible local skilled labour and support services and is globally regarded as one of the best mining friendly jurisdictions.

The company is progressing further permitting and planning to support the upcoming drilling and geophysics programs planned for the financial year 2025 with tenders received from Geological consultants, Diamond Drilling, Heli-EM and LiDAR contractors to support planned works.

Previous exploration work has been focused on the north-eastern corner of the property, with a significant portion of the 16km strike length untested along strike and at depth. The proposed property wide Heli-EM survey at a 75m spacing, is anticipated to highlight targets for upcoming field reconnaissance mapping and further drilling campaigns along with the existing targets and others that remain open at depth and along strike to be tested in the upcoming drill campaign.

Significant historic drilling results from the project include¹:

- 29.0m @ 5.25% Cu from 147m
- 22.56m @ 4.34% Cu from 68.88m
- 24.3m @ 2.77% Cu, 9.3% Zn from 93m
- 24.54m @ 2.14% Cu, 12.78% Zn from 21.03m
- 14.88m @ 3.08% Cu from 30.88m
- 13.58m @ 2.98% Cu, 7.23% Zn, 21g/t Ag from 115.34m



Figure 2: Outcropping mineralisation at near the historic York harbour Mine

Firetail Resources Limited
ABN 67 651 057 822

DIRECTOR'S REPORT
FOR THE YEAR ENDED 30 JUNE 2024

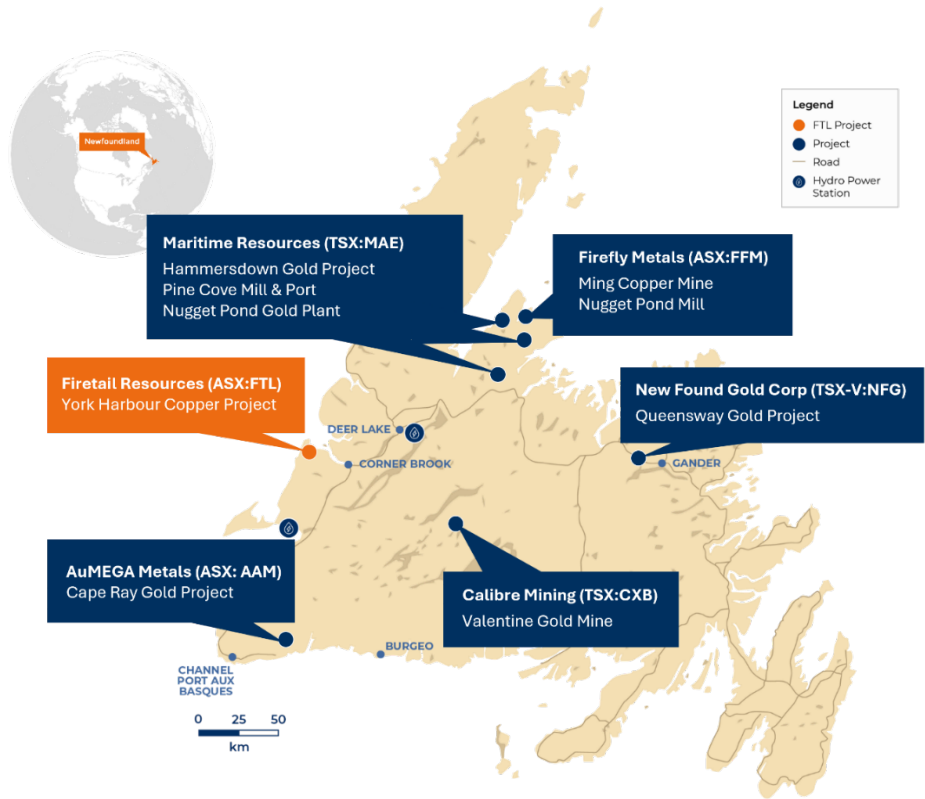


Figure 3: York Harbour Project location and neighbouring projects

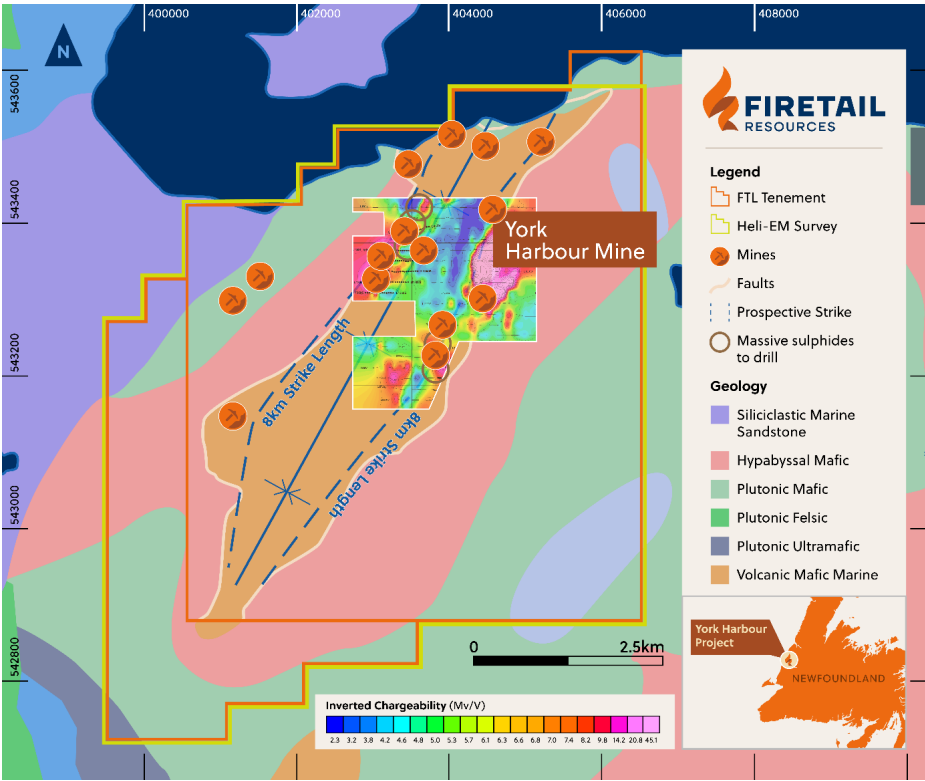


Figure 4: York Harbour Project area showing current and planned geophysics extents

Peru Copper Projects Overview

Peru is a mining-friendly jurisdiction where 12% of GDP and 60% of total exports attributed to the mining industry. It is currently the 2nd largest global producer of copper and silver. Firetail's projects are located close to existing transportation & infrastructure, and the Company has excellent government and community relations.



Figure 5: Firetail Picha and Charaque Project locations and neighbouring projects

Picha Copper-Silver Project, Peru

The Picha Copper-Silver Project in Southern Peru comprises of 27 mining concessions covering an area of around 200km² and is prospective for multiple styles of copper mineralisation. Firetail holds 70% of the project through a staged earn-in and may acquire an additional 10% of the project subject to completing further exploration milestones³.

Exploration camp site works were completed in September 2023 ahead of the commencement of the maiden drilling program. Experienced drilling contractor, Explo Drilling Peru mobilised to site and commenced the planned diamond drilling program comprising of ten drill holes for ~5,000m². The maiden Diamond Drilling program was designed to test four targets within the Effective Area – Cobremani, Cumbre Coya, Maricate and Fundicion.

Picha Project Maiden Drill Program Highlights

- Shallow mineralisation intersected at Cobremani target with two follow-up holes returning significant intersects:
 - 24PCMD0002 – 22.9m @ 0.60% Cu and 6.7g/t Ag from 1.8m
 - 24PCMD0003 – 5.12m @ 5.40% Cu and 44.9g/t Ag from 2.88m

³ Refer to ASX announcement 6 September 2023 – Firetail completes acquisition of Peru Copper Projects

DIRECTOR'S REPORT

FOR THE YEAR ENDED 30 JUNE 2024

- The interpreted NNW trending structural corridor at Cumbre Coya⁴ returned significant mineralisation including:
 - 24PCCD0005 – 9.35m @ 0.94% Cu and 58.6g/t Ag from 6.25m
 - 24PCCD0006 – 10.4m @ 0.14% Cu and 11.2g/t Ag from surface
- At the Fundicion target chalcopryite and chalcocite mineralisation was intersected at the brecciated contact between Tacaza Group volcanics and the overlying younger Maure group sediments.
 - 24PFND0003 – 3m @ 0.13% Cu from 161.25m



Figure 6: Picha Copper-Silver Project – high-grade copper-silver mineralisation at Cobremani target (24PCMD0003 – 5.12m @ 5.40% Cu and 44.9g/t Ag from 2.88m)

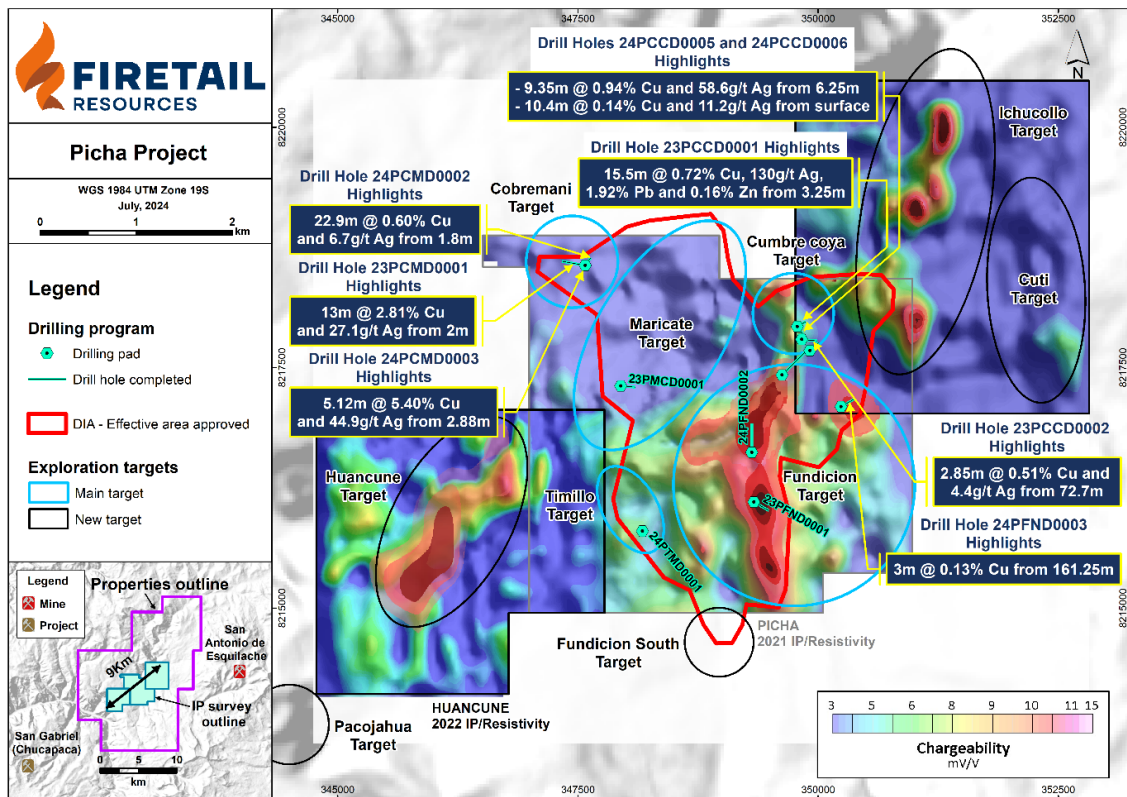


Figure 7: Picha Copper-Silver Project – drill hole locations and significant drill hole assay results from maiden drill program

⁴ Refer to ASX Announcement 5 February 2024: Significant polymetallic mineralisation at Picha Project

DIRECTOR'S REPORT
FOR THE YEAR ENDED 30 JUNE 2024

Cobremani Target

Three drillholes were completed at the Cobremani target for a total 832.15m. The first drill hole at Cobremani returned significant near-surface mineralisation with a best result of 13m @ 2.81% Cu and 27.1g/t Ag from surface⁴. As follow-up to this drill hole two more holes were completed from the same drill pad with different drilling azimuths to locate a potential primary source for the near-surface secondary copper mineralisation (see Figure 6). The best results from the follow-up holes are as follows:

- 24PCMD0002 - 22.9m @ 0.60% Cu and 6.7g/t Ag from 1.8m
- 24PCMD0003 - 5.12m @ 5.40% Cu and 44.9g/t Ag from 2.88m

All significant copper mineralisation intersected to date at Cobremani is shallow (<30m) and in the form of secondary copper minerals such as malachite and chalcocite. Further interpretation and potential follow-up drilling is required to identify the primary source of the surface copper mineralisation. The higher-grade zones are associated with hydrothermal breccias within argillic altered Tacaza Volcanics.

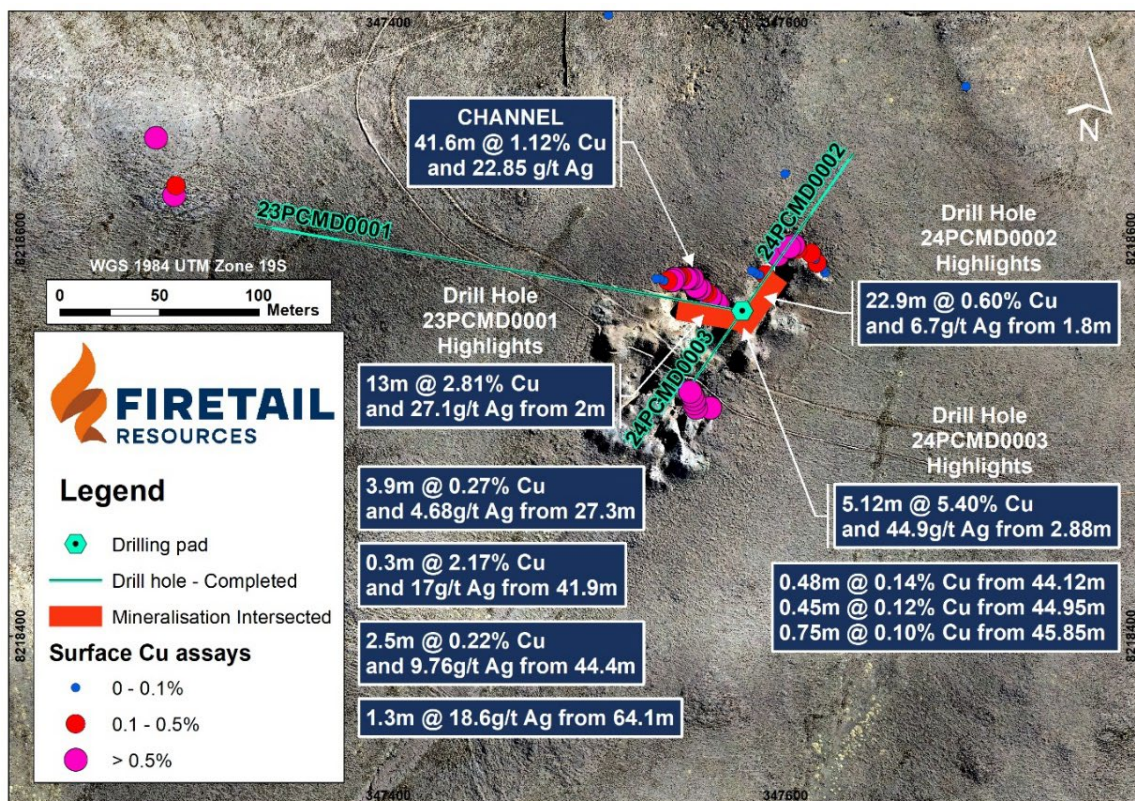


Figure 8: Cobremani target – drill hole locations and significant assay results

Firetail Resources Limited

ABN 67 651 057 822

DIRECTOR'S REPORT FOR THE YEAR ENDED 30 JUNE 2024

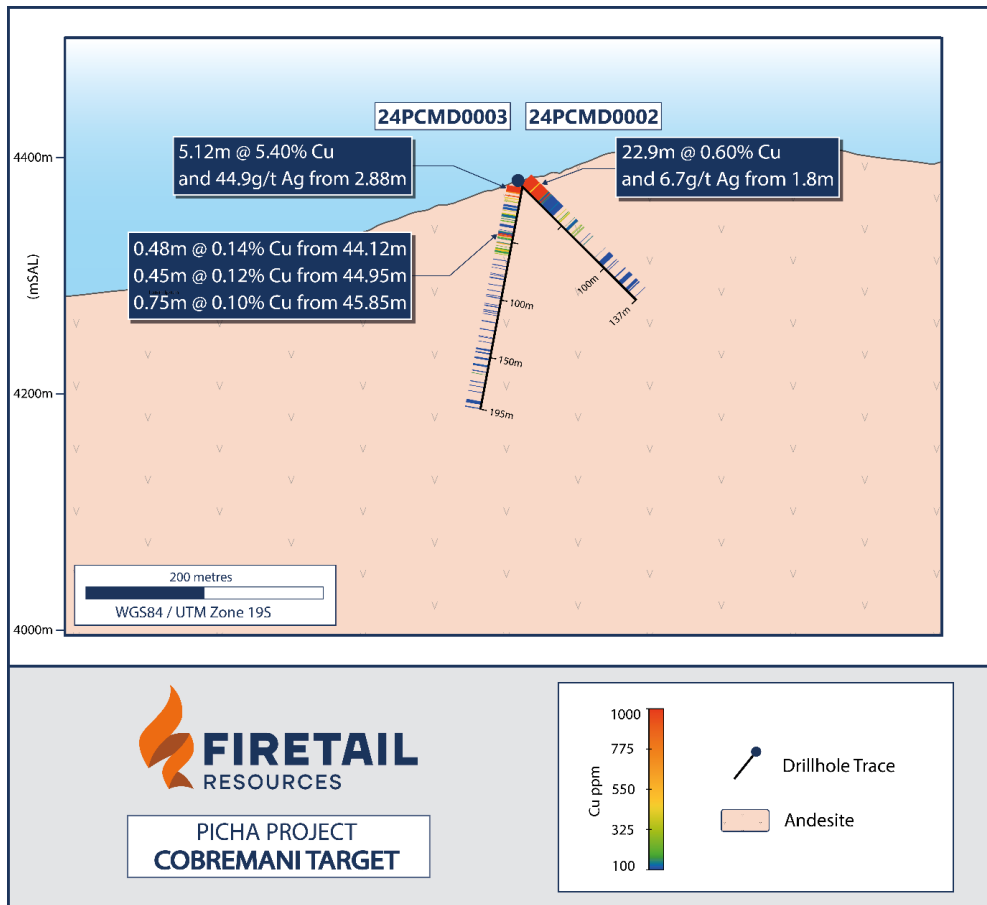


Figure 9: Cobremani target – cross-section showing significant mineralisation in drillholes 24PCMD0003 and 0004

Cumbre Coya Target

A total of six drill holes for 1,803.05m were completed in the Cumbre Coya target area. Most of these drill holes were targeting a NNW-SSE trending structural corridor with copper-silver mineralisation extending over a strike length of at least 200m (see Figure 8). The first reported^{4,5} drill hole assay results from this area included:

- 23PCCD0001 - 15.5m @ 0.72% Cu, 130g/t Ag 1.92% Pb and 0.16% Zn from 3.25m
- 23PCCD0002 - 2.85m @ 0.51% Cu and 4.4g/t Ag from 72.7m
- 23PCCD0002 - 1.15m @ 2.30% Cu and 11.3g/t Ag from 91.35m

The most significant new results from the remaining four drill holes (24PCCD0003-0006) are as follows:

- 24PCCD0005 – 9.35m @ 0.94% Cu and 58.6g/t Ag from 6.25m
- 24PCCD0006 – 10.4m @ 0.14% Cu and 11.2g/t Ag from surface

No significant results were returned from drill holes 24PCCD0003 and 0004.

Most of the mineralisation intersected in drilling at Cumbre Coya is within veined and brecciated Tacaza Volcanics with chalcocite, malachite, azurite and galena. These results confirm the NNW trending fault zone is intermittently mineralised over a strike length of at least 200m and is open to the northeast and at depth. The mineralisation is predominantly secondary supergene in nature with the source potentially being relatively narrow NNW-trending fault structures.

⁵ Refer to ASX Announcement 13 March 2024 – Mineralised structure at Cumbre Coya extended

DIRECTOR'S REPORT
FOR THE YEAR ENDED 30 JUNE 2024

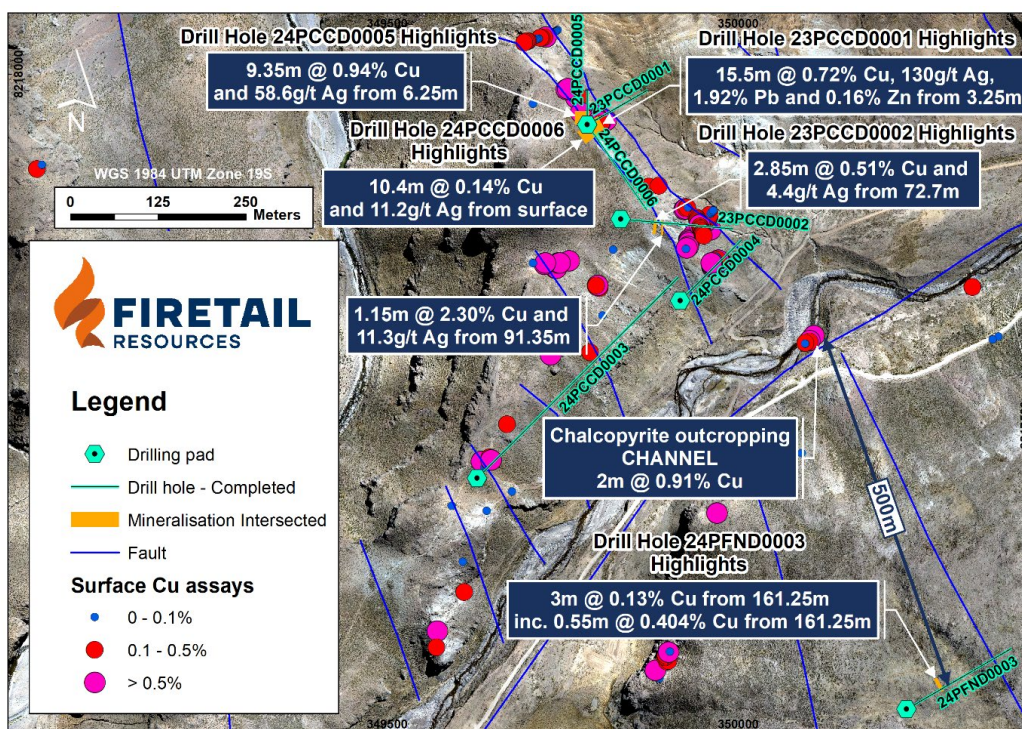


Figure 10: Cumbre Coya & Fundicion targets – drill hole locations and significant assay results

Fundicion Target

Three drill holes have been completed at the Fundicion target with assay results now received for all three. The first two drill holes (23PFND0001 and 24PFND0002) at Fundicion were designed to test part of a large (2km long) north-south trending I.P. chargeability anomaly which is overlain by Maure Group sediments. No significant assay results were returned from these drill holes although significant amounts of pyrite were intersected in drill hole 23PFND0001 which are most likely the cause of the chargeability anomaly.

The third drill hole, 24PFND0003, was drilled into a different I.P. chargeability anomaly located south-southeast, along strike from the Cumbre Coya target (see Figure 8). Copper mineralisation, in the form of chalcopyrite and chalcocite, was intersected in the Tacaza Group Volcanics close to the contact with the overlying Maure Group sediments:

- 24PFND0003 – 3m @ 0.13% Cu from 161.25m inc. 0.55m @ 0.404% Cu from 161.25m

Within 24PFND0003, over 11m of pyrite mineralisation was intersected from 156.5m, including a hydrothermal breccia with chalcopyrite, chalcocite and pyrite (see Figure 7). This result is significant as outcropping chalcopyrite mineralisation was also observed along strike to the northeast, near the Cumbre Coya target (see Figure 9).




Figure 11: Example of hydrothermal breccia with chalcopyrite, chalcocite and pyrite in drill hole 24PFND0003 at around 161.25m

Firetail Resources Limited

ABN 67 651 057 822

DIRECTOR'S REPORT FOR THE YEAR ENDED 30 JUNE 2024

Maricate Target

One drill hole was completed to a depth of 352.0m at the Maricate target (23PMCD0001) to test a surface geochemical anomaly (channel sample of 17.6m @ 1.95% Cu). Low-grade near surface mineralisation was intersected comprising **1.65m @ 0.23% Cu and 11.9g/t Ag** from 4.05m.

Timilio Target

One drill hole (24PTND0001) was completed at the Timilio target to test an IP resistivity anomaly which is partially coincident with surface geochemical anomalies and historical workings. No significant assay results were returned for this drill hole and no further work is recommended at this target.

Charaque Copper Project, Peru

The Charaque Copper Project is located 30km north-east of Firetail's Picha Copper-Silver Project and comprises eight claims covering an area of around 6,000 hectares (60km²). The Charaque Copper Project is subject to an Earn-in Agreement with Minera Barrick Perú S.A., a subsidiary of leading global gold and copper producer Barrick Gold Corporation (collectively, 'Barrick').

In Q1 2024, Barrick continued its exploration work program at Charaque which included the following activities:

- Geological field mapping at 1:5,000 and 1:10,000 scale
- Desktop analysis of geochemical soil sampling data
- Rock chip sampling – 232 samples
- Petrography - 43 samples
- Shallow test pitting in areas of soil cover – 78 samples

Most of the Q1 2024 activities, including the 1:5,000 scale mapping and test pits, have been focused on an area of 4.5km x 3km in extent, known as the Teresa target.

Planned works

As we progress through the targets previously identified at the Picha project, we are shifting the approved work area to cover the highly prospective Ichucollo target, immediately to the east of the current Picha work area. This shift in permitting area involves an environmental evaluation and permit modification process which commenced subsequent to the end of the reporting period. Further works completed subsequent to the reporting period include infill soil sampling and drone magnetics survey, for which final results are still pending.

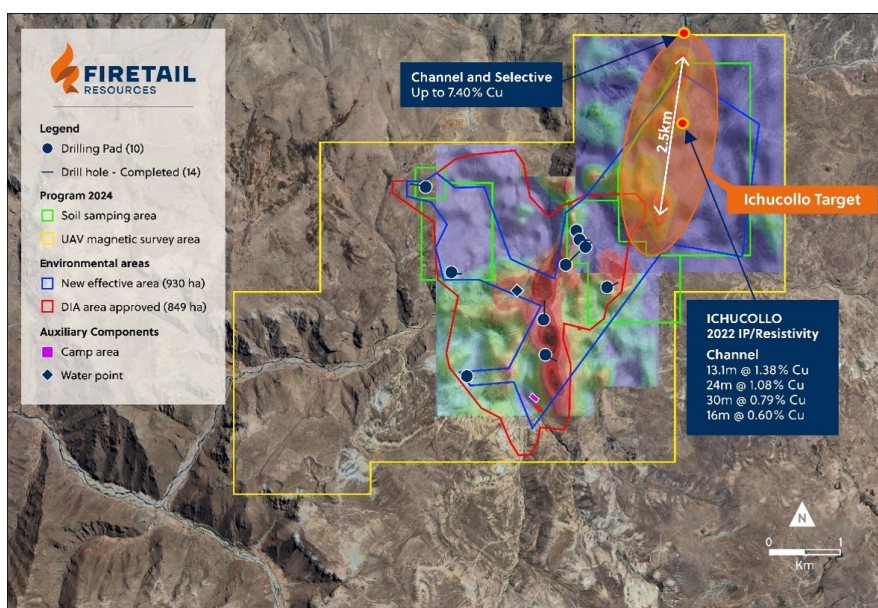


Figure 12: Picha Project area showing geophysics survey area and proposed DIA modification

DIRECTOR'S REPORT
FOR THE YEAR ENDED 30 JUNE 2024

Yalgoo-Dalgaranga Lithium Project, Western Australia

The Yalgoo-Dalgaranga Lithium Project is located in Western Australia and covers >1,750 km² in the highly prospective Murchison region with known LCT pegmatites together with a strong rubidium association. The Project is located near Geraldton Port in the growing Mid-West mining region of WA & is close to all necessary infrastructure.

During the September quarter, the Company completed a RC drilling program at the Yalgoo Lithium Project, Johnson Well Prospect⁶, following up from geological mapping and rock chip sampling⁷. The drilling program comprised of 22 holes for 589m with drilling completed on four traverses approximately 80m apart and drill holes 20m or 40m apart (see Figure 8).

Three of the four drill traverses intersected pegmatites indicating continuity over a strike length of at least 150m and also open down-dip. The pegmatites are interpreted to be relatively shallow-dipping towards the north/northeast and striking roughly west-northwest.

Assay results received confirmed the pegmatites intersected are Lithium-Caesium-Tantalum ("LCT") pegmatites, with a best result of 3m @ 0.83% Li₂O from 32m in JWRC-0005 including 1m @ 1.16% Li₂O from 34m. All significant Li₂O assay results (>0.2% Li₂O). Lithium minerals observed in the pegmatites were predominantly lepidolite and zinnwaldite, associated with potassium feldspar, albite, muscovite and biotite. Of note is the apparent increase in lithium grade at depth where the deepest pegmatite intersection returned the best lithium assay result (drill hole JWRC-0005).

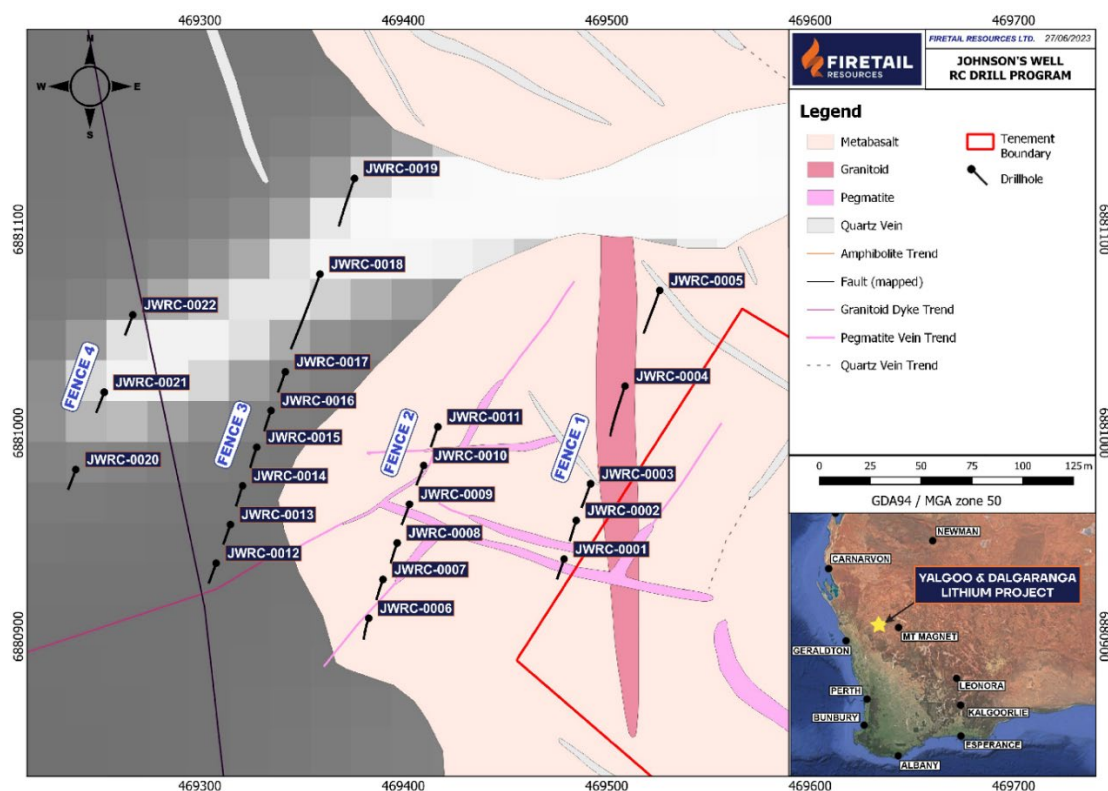


Figure 13: Yalgoo Lithium Project Johnsons Well RC Drilling – drill hole locations and geological interpretation

In the December quarter, Hyperspectral data over the Yalgoo Lithium Project was acquired, processed and interpreted by the exploration consulting group Terra Resources ("Terra")⁸. This data was also integrated with an interpretation of open file geophysical data over the project area. Sentinel-2 and ASTER data were processed and imaged to highlight potential lithium-bearing pegmatites. Known lithium bearing pegmatites in the region were used to characterise the spectral signature and inform the process of identifying targets for on-ground follow-up.

⁶ Refer to ASX Announcement 23 August 2023 - Yalgoo Drill Program confirms continuity of LCT pegmatites

⁷ Refer to ASX Announcement 23 May 2023 - Rock chips confirm fertile system at Yalgoo Lithium Project

⁸ Refer to ASX Announcement 29 November 2023 - New LCT Pegmatite Targets Identified at Yalgoo

DIRECTOR'S REPORT
FOR THE YEAR ENDED 30 JUNE 2024

A Sentinel-2 composite image was primarily used to target pegmatites, with ASTER imagery used to generate additional targets. Satellite imagery and geology were also used to assist in the targeting and to help prioritise targets. Numerous targets were identified and have been prioritised, in part according to the geological setting in relation to the typical geological setting for LCT pegmatites (Figure 9).

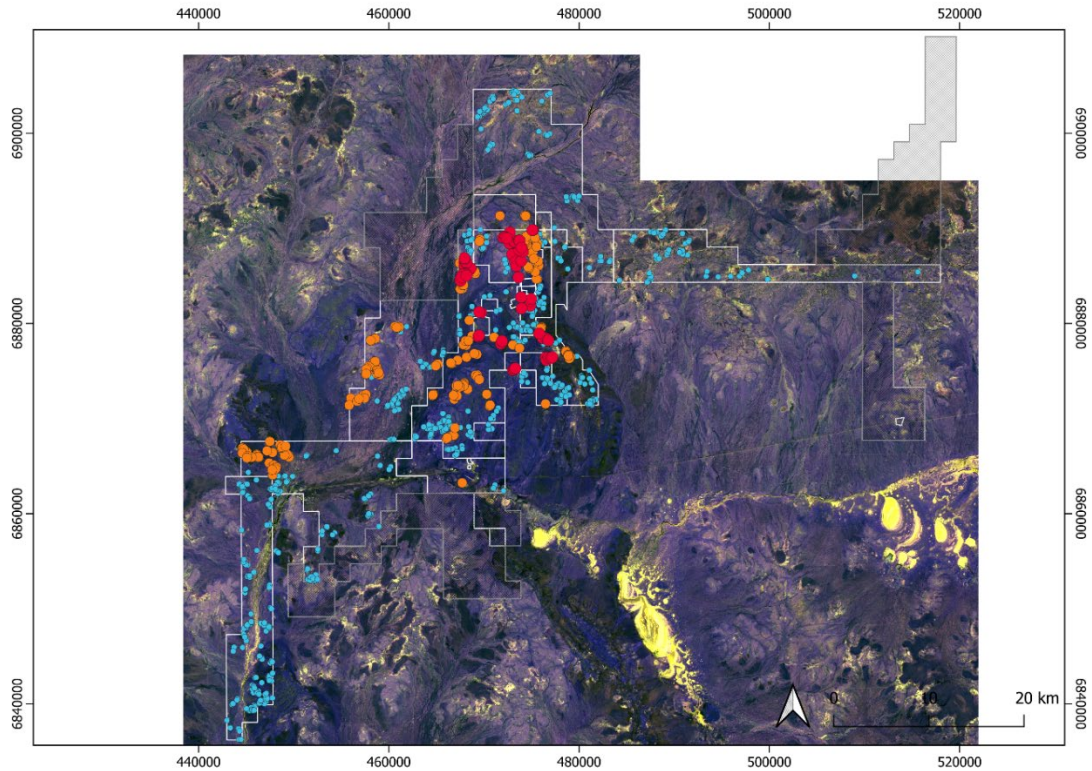


Figure 14: Yalgoo Lithium Project - Sentinel-2 composite image with ranked pegmatite targets (Red – Priority 1, Orange – Priority 2, Blue – Priority 3)

At the Dalgaranga Lithium Project ("**Dalgaranga**") located just north of the Yalgoo Lithium Project and just to the south of the historical Dalgaranga Tantalum mine generative exploration work commenced. A rigorous historical data compilation was completed which has indicated several intersections of pegmatites in historical drill holes. Hyperspectral data analysis and interpretation was completed for the Dalgaranga Project.

During the December quarter, the Company executed a farm-in agreement⁹ with SensOre, now renamed Premier1 Lithium (ASX:PLC), through its joint-venture subsidiary Exploration Ventures AI Pty in partnership with German resource investment group Deutsche Rohstoff AG, on tenement E59/E2252, a part of the Firetail Yalgoo Lithium Project in Western Australia.

⁹ Refer to ASX Announcement 7 November 2023 – Farm-in Agreement Completed on Yalgoo Lithium Project

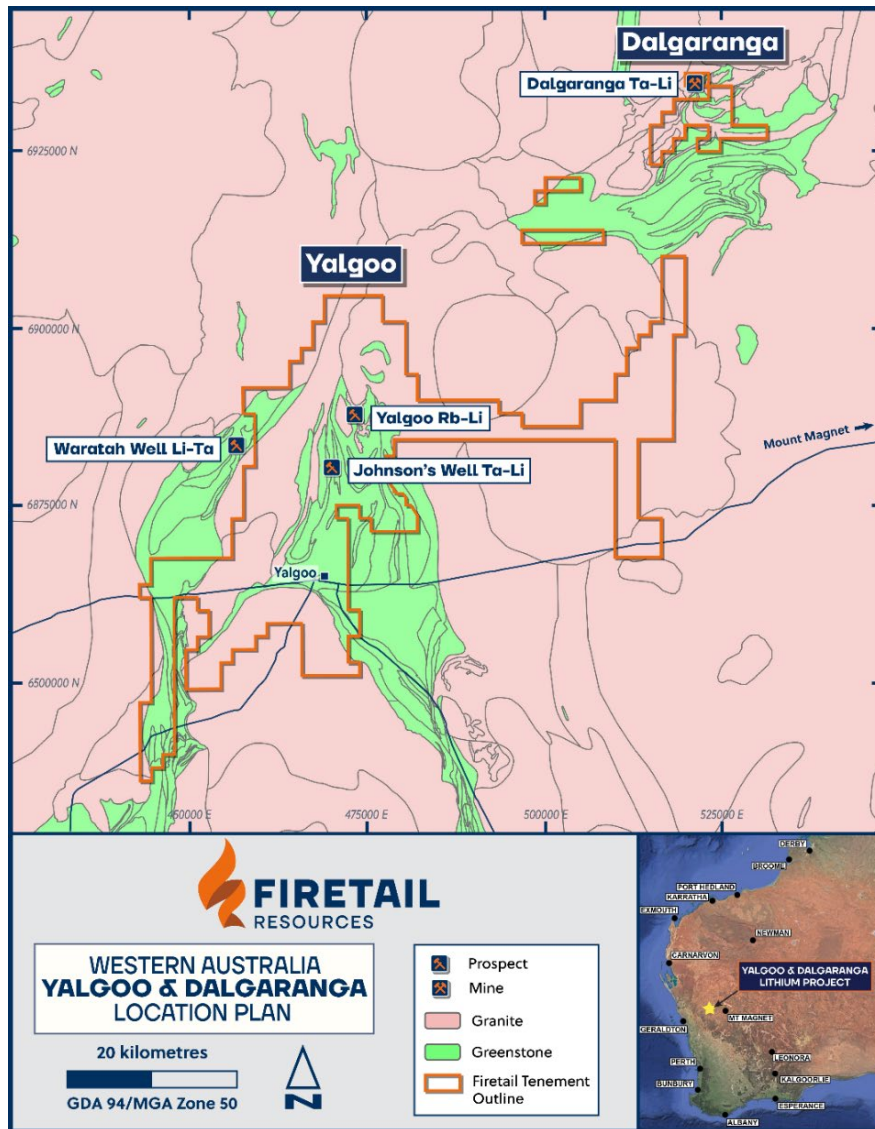


Figure 15: Yalgoo and Dalgaranga Project locations

Mt Slopeaway Nickel-Cobalt-Manganese Project, Queensland, Australia

In 2023, the Company completed a preliminary metallurgical test work program at Mt Slopeaway¹⁰, with all four samples demonstrating excellent amenability for nickel and cobalt recovery using commercial leaching techniques.

Four composite samples representing various lithologies (i.e., ferricrete, ferricrete silica, serpentinite, and laterite) of the Mt Slopeaway resource were analysed by semi-quantitative x-ray diffraction and tested by Strategic Metallurgy Pty Ltd in Perth, using commercial Ambient, Heated and High-Pressure Leach (HPAL) techniques. In all cases, high nickel extractions (up to 97%) were achieved using conventional pressure leaching, with cobalt extractions also high overall but somewhat more variable ranging from 58% to 96%.

This work indicated that all four of the composite sample types from Mt Slopeaway could be leached at relatively high recoveries using HPAL techniques. The work also demonstrated that serpentinite and ferricrete lithology is readily amenable to atmospheric leaching techniques, offering a lower cost alternative production route.

The Company announced plans for a Phase II drill program to expand the existing Nickel-Cobalt-Manganese Mineral Resource Estimate at Mt Slopeaway, however given headwinds in those commodity markets, this was not executed in the 2024 Financial Year.

¹⁰ ASX Announcement 30 October 2023 – Mt Slopeaway Ni-Co Project Update

Firetail Resources Limited

ABN 67 651 057 822

DIRECTOR'S REPORT FOR THE YEAR ENDED 30 JUNE 2024

Patterson Projects. Western Australia

During the financial year, Firetail relinquished non-core and non-strategic tenements in an ongoing strategy to consolidate and rationalise our tenement holdings in the Patterson region, and minimise holding costs. Firetails intent is to focus on core assets in the region.

Subsequent to the end of the reporting period, Firetail and a neighbouring tenement holder signed an access agreement that will allow Firetail access to our key tenements via their tenements, thus facilitating site access to our Kintyre properties.

Competent Person Statement

The information in this announcement is based on, and fairly represents information compiled by Mr Glenn Poole, a Competent Person who is a Member of the Australasian Institute of Mining and Metallurgy and has sufficient experience relevant to the style of mineralisation and type of deposit under consideration, and to the activity which he has undertaken, to qualify as a Competent Person as defined in the 2012 Edition of the Joint Ore Reserves Committee (JORC) Australasian Code for Reporting of Exploration Results, Mineral Resources and Ore Reserves. Mr Poole consents to the inclusion in this announcement of the matters based on this information in the form and context in which it appears.

Risk Management

The Board of Directors review the key risks associated with conducting exploration and evaluation activities and steps to manage those risks. The key material risks faced by the Group include:

Exploration and development

The future value of the Group will depend on its ability to find and develop resources that are economically recoverable. Mineral exploration and development is a speculative undertaking that may be impeded by circumstances and factors beyond the control of the Group. Success in this process involves, among other things; discovery and proving-up an economically recoverable resource or reserve, access to adequate capital throughout the project development phases, securing and maintaining title to mineral exploration projects, obtaining required development consents and approvals and accessing the necessary experienced operational staff, the financial management, skilled contractors, consultants and employees.

The Group is entirely dependent upon its projects, which are the sole potential source of future revenue, and any adverse development affecting these projects would have a material adverse effect on the Group, its business, prospects, results of operations and financial condition.

Economic Conditions

Factors such as (but not limited to) political movements, stock market fluctuations, interest rates, inflation levels, commodity prices, foreign exchange rates, industrial disruption, taxation changes and legislative or regulatory changes, may all have an adverse impact on operating costs, the value of the Group's projects, the profit margins from any potential development and the Company's share price.

Reliance on key personnel

The Group's success is to a large extent dependent upon the retention of key personnel and the competencies of its directors, senior management, and personnel. The loss of one or more of the directors or senior management could have an adverse effect on the Group's. There is no assurance that engagement contracts for members of the senior management team personnel will not be terminated or will be renewed on their expiry. If such contracts were terminated, or if members of the senior management team were otherwise no longer able to continue in their role, the Group would need to replace them which may not be possible if suitable candidates are not available.

Future funding risk

Continued exploration and evaluation is dependent on the Company being able to secure future funding from equity markets. The successful development of a mining project will depend on the capacity to raise funds from equity and debt markets. The Company will need to undertake equity/debt raisings for continued exploration and evaluation. There can be no assurance that such funding will be available on satisfactory terms or at all at the relevant time. Any inability to obtain sufficient financing for the Group's activities and future projects may result in the delay or cancellation of certain activities or projects, which would likely adversely affect the potential growth of the Group.

Firetail Resources Limited

ABN 67 651 057 822

DIRECTOR'S REPORT FOR THE YEAR ENDED 30 JUNE 2024

Unforeseen expenditure risk

Exploration and evaluation expenditures and development expenditures may increase significantly above existing projected costs. Although the Group is not currently aware of any such additional expenditure requirements, if such expenditure is subsequently incurred, this may adversely affect the expenditure proposals of the Group and its proposed business plans.

Environmental, weather & climate change

The highest priority climate related risks include reduced water availability, extreme weather events, changes to legislation and regulation, reputational risk, and technological and market changes. Mining and exploration activities have inherent risks and liabilities associated with safety and damage to the environment, including the disposal of waste products occurring as a result of mineral exploration and production, giving rise to potentially substantial costs for environmental rehabilitation, damage control and losses. Delays in obtaining approvals of additional remediation costs could affect profitable development of resources.

Cyber Security and IT

The Group relies on IT infrastructure and systems and the efficient and uninterrupted operation of core technologies. Systems and operations could be exposed to damage or interruption from system failures, computer viruses, cyber-attacks, power or telecommunication provider's failure or human error.

Events after the Reporting Period

On 4 July 2024 the Company appointed Glenn Poole as Chief Executive Officer.

On 11 July 2024 the Company announced the completion of the Entitlement Offer and notification of Shortfall resulting in a total of 16,358,256 shares being issued to raise gross proceeds of \$654,330 before costs.

On 17 July 2024, Cai Kecheng resigned as Non-Executive Director of the Company to focus on other business commitments.

On 6 September 2024, the Company issued 2,000,000 fully paid ordinary shares to at an issue price of \$0.04 per share to raise gross proceeds of \$80,000 before costs. The shares were issued to Executive Chairman Brett Grosvenor and approved by shareholders at the Company's General Meeting on 8 August 2024.

On 19 September 2024, the Company appointed Glenn Poole as Managing Director and Executive Chair Brett Grosvenor transitioned to Non-Executive Chair.

On 25 September 2024, the Company issued 1,934,163 fully paid ordinary shares to the Lead Manager of the Placement and Entitlement Offer, as approved by shareholders at the Company's General Meeting on 8 August 2024.

On 25 September 2024, the Company issued 100,000,000 fully paid ordinary shares to York Harbour Metals Inc for consideration of a 49% interest (Stage 1 of the staged earn-in) in the York Harbour Project, as approved by shareholders at the Company's General Meeting on 8 August 2024.

On 25 September 2024, the Company issued 25,000,000 fully paid ordinary shares and 25,000,000 unlisted options exercisable at \$0.10 and expiring on 25 March 2027 to the facilitator of the York Harbour Project acquisition, as approved by shareholders at the Company's General Meeting on 8 August 2024.

No other matter or circumstance has arisen since the end of audited period which significantly affected or may significantly affect the operations of the Group, the results of those operations, or the state of affairs of the Group in future financial periods.

Firetail Resources Limited

ABN 67 651 057 822

DIRECTOR'S REPORT FOR THE YEAR ENDED 30 JUNE 2024

Information on Directors

The directors of the Company at any time during or since the end of the financial year are:

Mr Glenn Poole

Managing Director & Chief Executive Officer (appointed MD on 19 September 2024 & CEO on 4 July 2024)

Glenn brings a wealth of experience as a technical geologist and a proven track record in developing and rejuvenating mineral assets with numerous ASX listed companies. Most recently, Glenn was Technical Director and Chief Geologist at Greenstone Resources (ASX:GSR) prior to the merger with Horizon Minerals (ASX:HRZ). During his time, Glenn delivered significant increases in resources to the Coolgardie Gold and Norseman base metal Projects. Prior to this, he was technical lead for Firefly Resources and developed the maiden resources for the Yalgoo Project prior to the merger with Spartan Resources (ASX:SPR). Glenn has also held senior positions within Northern Star (ASX:NST) and Superior Gold (TSX-V).

Interest in Securities

- 271,718 fully paid ordinary shares

Mr Brett Grosvenor

Non-Executive Chair (transitioned to Non-Executive Chair on 19 September 2024)

Mr Grosvenor is an experienced executive with over 25 years' experience in the Mining and Energy industry. Mr Grosvenor holds a dual tertiary qualification in Engineering and a Master in Business. Mr Grosvenor was most recently the Director of development of Primero Group, focused on the development of mining projects from an initial concept through to contract delivery and operation.

Mr Grosvenor is currently a director of ASX-listed companies Perpetual Resources Limited (ASX: PEC), Carbine Resources Limited (ASX: CRB) and Firebird Metals Limited (ASX: FRB). Mr Grosvenor has not been a director of any other ASX-listed Company for the last 3 years.

Interest in Securities

- 5,911,112 fully paid ordinary shares
- 1,500,000 unlisted options exercisable at \$0.30 and expiring on 5/04/2025
- 2,100,000 performance rights

Mr Simon Lawson

Non-Executive Director

Mr Lawson holds a Master of Science in Geology from Auckland University and has more than 15 years of exploration, production and management experience in gold and base metals. He has previously held senior geology roles at major Australian gold producer Northern Star Resources Limited where, as Chief Geologist – Paulsens and then group Principal Mine Geologist, he was a founding member of the team which built the business from a junior explorer to a major multi-mine gold producer. Mr Lawson specialises in resource asset identification and the rejuvenation of operating mines. Mr Lawson has built and led teams that contributed more than 3 million ounces and in excess of 15 years mine life to several high-profile mining operations across a number of highly successful gold producers.

Mr Lawson is the Managing Director of Spartan Resources Limited (ASX: SPR) and is also a technical director of Labyrinth Resources Limited (ASX: LRL).

Interest in Securities

- 1,820,925 fully paid ordinary shares
- 1,250,000 unlisted options exercisable at \$0.30 on 20/01/2025
- 1,000,000 performance rights

For personal use only

Firetail Resources Limited

ABN 67 651 057 822

DIRECTOR'S REPORT FOR THE YEAR ENDED 30 JUNE 2024

Mr George Bauk

Non-Executive Director (appointed 5 September 2023)

Mr Bauk is an experienced director with over 17 years experience as a listed company director in Australia with the resources industry in both production and exploration with assets in Western Australia, Australia and internationally. He is an experienced executive, with 30 years experience in the resources industry. Mr Bauk has held global operational and corporate roles with WMC Resources and Western Metals. Mr Bauk has a strong background in strategic management, business planning, building teams, finance and capital/debt raising, and experience with a variety of commodities in particular rare earths, lithium, graphite, gold, uranium and copper. During his time as Managing Director of Northern Minerals, he led its rapid development from a greenfields heavy rare earth explorer to one of a few global producers of high value dysprosium outside of China.

Mr Bauk is Executive Chairman of Thunderbird Resources Limited (ASX:VAL) and Non-Executive Chairman for both Lithium Australia Limited (ASX:LIT) and PVW Resources Limited (ASX:PVW).

Interest in Securities

- 1,136,666 fully paid ordinary shares
- 1,400,000 performance rights

Mr Cai Kecheng

Non-Executive Director (resigned 17 July 2024)

Mr Cai Kecheng has 18+ years' experience in financial investment and corporate strategy, in particular private equity investment strategy. He was the Associate President and Head of Investment & Strategy for Jayson; and prior to this held Managing Director roles at a number of private equity firms in Shanghai. Mr Cai Kecheng is currently director of St George Mining Limited (ASX:SGQ). Mr Cai Kecheng has not been a director of any other ASX-listed Company for the last 3 years.

Interest in Securities

- Nil

Dr Frank Bierlein (resigned 5 September 2023)

Non-Executive Director

Dr Bierlein has over 30 years' experience as a geologist. Dr Bierlein has held exploration and generative geology roles with QMSD Mining, Qatar Mining, Afmeco Australia and Areva NC.

Dr Bierlein is currently a Non-Executive Director of ASX-listed companies Blackstone Minerals Limited (ASX: BSX), Variscan Mines Limited (ASX: VAR) and Impact Minerals Limited (ASX: IPT).

Interest in Securities

- 265,000 fully paid ordinary shares
- 1,250,000 unlisted options exercisable at \$0.30 on 20/01/2025
- 525,000 performance rights

Information on Other Management

Mr Craig McNab

Company Secretary

Craig McNab is a Chartered Accountant and Fellow member of the Governance Institute of Australia (Chartered Secretary) with over 15 years' experience in the resource industry and accounting profession in Australia, New Zealand and the UK. Craig initially qualified as an auditor at PricewaterhouseCoopers and his experience includes senior finance positions held at the De Beers Group and various corporate roles at Anglo American plc in London. He provides services to a number of ASX-listed companies, specialising in corporate compliance and financial accounting. Craig has held the position of Company Secretary for a number of ASX listed companies including the management of several companies from incorporation through to IPO.

Firetail Resources Limited

ABN 67 651 057 822

DIRECTOR'S REPORT FOR THE YEAR ENDED 30 JUNE 2024

REMUNERATION REPORT (AUDITED)

The remuneration report, which forms part of the Directors' Report, outlines the remuneration arrangements in place for key management personnel ('KMP') who are defined as those persons having the authority and responsibility for planning and directing the major activities of the Group, directly and indirectly, including any director (whether executive or otherwise).

Remuneration Philosophy

The performance of the Group depends on the quality of the Company's Directors, executives and employees and therefore the Group must attract, motivate and retain appropriately qualified industry personnel.

Remuneration Policy

Remuneration levels for the executives are competitively set to attract the most qualified and experienced candidates, taking into account prevailing market conditions and the individual's experience and qualifications.

During the period, the Group did not have a separately established remuneration committee. The Board is responsible for determining and reviewing remuneration arrangements for the executive and non-executive Directors.

The remuneration of executive and non-executive Directors is not dependent on the satisfaction of performance conditions. Remuneration and share based payments are issued to align Directors' interest with that of shareholders.

Voting and Comments made at the Company's Annual General Meeting ('AGM')

The adoption of the remuneration report for the year ended 30 June 2024 will be voted for approval at the upcoming AGM. As of the date of this report, the company did not receive any specific feedback regarding its remuneration practices.

Executive Chair Remuneration

Mr Grosvenor was appointed Executive Chair on 5 April 2022 and transitioned to Non-Executive Chair on 19 September 2024. His executive remuneration during the 2024 financial year was in accordance with a Consultant Services Agreement dated 23 February 2022 and a Variation to Consultant Services Agreement dated 28 November 2023 on an ongoing basis subject to termination and notice. Mr Grosvenor was entitled to receive \$240,000 per annum (inclusive of superannuation and plus GST) as Executive Chair.

Non-Executive Directors Remuneration

Mr Lawson and Mr Bauk are entitled to receive \$42,000 per annum (exclusive of superannuation) for their role as Non-Executive Directors.

The Company's Constitution provides that the remuneration of Non-Executive Directors will not be more than the aggregate fixed sum determined by a general meeting. Before a determination is made by the Company in a general meeting, the aggregate sum of fees payable by the Company to the Non-Executive Directors is a maximum of \$250,000 per annum. Summary details of remuneration of the Non-Executive Directors are provided in the table below. The remuneration is not dependent on the satisfaction of a performance condition.

Directors are entitled to be paid reasonable travelling, accommodation and other expenses incurred in consequence of their attendance at meetings of Directors and otherwise in the execution of their duties as Directors. A Director may also be paid additional amounts as fees or as the Directors determine where a Director performs extra services or makes any special exertions, which in the option of the Directors are outside the scope of the ordinary duties of a Director.

Firetail Resources Limited

ABN 67 651 057 822

DIRECTOR'S REPORT FOR THE YEAR ENDED 30 JUNE 2024

Relationship between the Remuneration Policy and Company's Performance:

| | 30 June 2024 | 30 June 2023 |
|--|--------------|--------------|
| | \$ | \$ |
| Revenue | - | - |
| Loss after income tax | (2,772,840) | (847,117) |
| Basic and diluted loss per share (cents) | (1.98) | (1.10) |
| EBIT | (2,974,463) | (991,755) |
| EBITDA | (2,925,596) | (955,757) |
| Share price at reporting date | \$0.072 | \$0.110 |

Details of Remuneration

Details of the nature and amount of each element of the emoluments of each of the Directors and Key Management Personnel of the Group for the years ended 30 June 2024 and 30 June 2023 are:

| 2024 Key Management Personnel | Short- Term Benefits | Post- Employment Benefits | Other Long- Term Benefits | Equity-Settled Share Based Payments | Total | Performance Based as a Percentage of Remuneration |
|-------------------------------------|----------------------------------|---------------------------------|------------------------------------|---|---------------|--|
| | Cash, Salary & Bonus \$ | Super- annuation \$ | Other \$ | Equity \$ | Options \$ | \$ % |
| Directors | | | | | | |
| Brett Grosvenor | 212,560 | - | - | 219,769 | - | 432,329 51% |
| Simon Lawson | 42,000 | - | - | 73,256 | - | 115,256 64% |
| Frank Bierlein ¹ | 7,000 | - | - | 34,120 | - | 41,120 83% |
| George Bauk ² | 34,533 | - | - | 146,513 | - | 181,046 81% |
| Kecheng Cai | 42,000 | - | - | 73,256 | - | 115,256 64% |
| TOTAL | 338,093 | - | - | 546,914 | - | 885,007 - |

Notes:

¹ Mr Bierlein resigned as Non-Executive Director on 5 September 2023

² Mr Bauk was appointed as Non-Executive Director on 5 September 2023

| 2023 Key Management Personnel | Short- Term Benefit s | Post- Employment Benefits | Other Long- Term Benefits | Equity-Settled Share Based Payments | Total | Performance Based as a Percentage of Remuneration |
|-------------------------------------|----------------------------------|---------------------------------|------------------------------------|---|---------------|--|
| | Cash, Salary & Bonus \$ | Super- annuation \$ | Other \$ | Equity \$ | Options \$ | \$ % |
| Directors | | | | | | |
| Brett Grosvenor | 157,680 | - | - | - | - | 157,680 0% |
| Simon Lawson | 42,000 | - | - | - | - | 42,000 0% |
| Frank Bierlein | 42,000 | - | - | - | - | 42,000 0% |
| Stephen Brockhurst ¹ | 31,500 | - | - | - | - | 31,500 0% |
| Kecheng Cai ² | 10,500 | - | - | - | - | 10,500 0% |
| TOTAL | 283,680 | - | - | - | - | 283,680 - |

Firetail Resources Limited

ABN 67 651 057 822

DIRECTOR'S REPORT FOR THE YEAR ENDED 30 JUNE 2024

Notes:

¹ Mr Brockhurst resigned as Non-Executive Director on 5 April 2023

² Mr Kecheng Cai was appointed as Non-Executive Director on 5 April 2023

Transactions with Directors and their Related Parties

No loans have been made to any Director or any of their related parties during the 2024 financial year (2023: Nil). There were no further transactions with Directors including their related parties other than those disclosed above.

All transactions were made on normal commercial terms and conditions and at market rates.

KMP Shareholdings

The number of ordinary shares in Firetail Resources Limited held by each KMP of the Group during the financial year is as follows:

| 30 June 2024 | Opening balance No. | Granted as Remuneration No. | Issued on Exercise of Options / Rights No. | Other Changes No. | Closing balance No. |
|---------------------|---------------------------|-----------------------------------|--|-------------------------|---------------------------|
| Brett Grosvenor | 1,000,000 | - | 900,000 | 1,655,556 | 3,555,556 |
| Simon Lawson | 920,925 | - | 300,000 | - | 1,220,925 |
| Frank Bierlein | 40,000 | - | 225,000 | - | 265,000 |
| George Bauk | - | - | 600,000 | 433,333 | 1,033,333 |
| Kecheng Cai | - | - | 300,000 | - | 300,000 |
| Total Shares | 1,960,925 | - | 2,325,000 | 2,088,889 | 6,374,814 |

| 30 June 2023 | Opening balance No. | Granted as Remuneration No. | Issued on Exercise of Options No. | Other Changes No. | Closing balance No. |
|---------------------|---------------------------|-----------------------------------|--|-------------------------|---------------------------|
| Brett Grosvenor | 1,000,000 | - | - | - | 1,000,000 |
| Simon Lawson | 920,925 | - | - | - | 920,925 |
| Frank Bierlein | 40,000 | - | - | - | 40,000 |
| Stephen Brockhurst | 400,000 | - | - | - | 400,000 |
| Kecheng Cai | - | - | - | - | - |
| Total Shares | 2,360,925 | - | - | - | 2,360,925 |

Options Granted as Compensation

There were no options over ordinary shares in the Group granted as compensation during the 30 June 2024 financial year (2023: Nil).

Firetail Resources Limited

ABN 67 651 057 822

DIRECTOR'S REPORT FOR THE YEAR ENDED 30 JUNE 2024

KMP Options Holdings

The number of options over ordinary shares held by each KMP of the Group during the financial period is as follows:

| 30 June 2024 | Opening balance No. | Granted as Remuneration No. | Exercise of Options No. | Other Changes No. | Closing balance No. | Vested No. |
|----------------------|---------------------------|-----------------------------------|-------------------------------|-------------------------|---------------------------|------------------|
| Brett Grosvenor | 1,500,000 | - | - | - | 1,500,000 | 1,500,000 |
| Simon Lawson | 1,250,000 | - | - | - | 1,250,000 | 1,250,000 |
| Frank Bierlein | 1,250,000 | - | - | - | 1,250,000 | 1,250,000 |
| George Bauk | - | - | - | - | - | - |
| Kecheng Cai | - | - | - | - | - | - |
| Total Options | 4,000,000 | - | - | - | 4,000,000 | 4,000,000 |

| 30 June 2023 | Opening balance No. | Granted as Remuneration No. | Exercise of Options No. | Other Changes No. | Closing balance No. | Vested No. |
|----------------------|---------------------------|-----------------------------------|-------------------------------|-------------------------|---------------------------|------------------|
| Brett Grosvenor | 1,500,000 | - | - | - | 1,500,000 | 1,500,000 |
| Simon Lawson | 1,250,000 | - | - | - | 1,250,000 | 1,250,000 |
| Frank Bierlein | 1,250,000 | - | - | - | 1,250,000 | 1,250,000 |
| Stephen Brockhurst | 1,250,000 | - | - | - | 1,250,000 | 1,250,000 |
| Kecheng Cai | - | - | - | - | - | - |
| Total Options | 5,250,000 | - | - | - | 5,250,000 | 5,250,000 |

Performance Rights Granted as Compensation

During the 30 June 2024 financial year there were 7,750,000 performance rights granted to Directors as compensation (2023: Nil), refer to note 14 for further details.

KMP Performance Rights Holdings

The number of performance rights held by each KMP of the Group during the 2024 financial period is as follows:

| 30 June 2024 | Opening balance No. | Granted as Remuneration No. | Exercise of Right No. | Other Changes No. | Closing balance No. | Vested No. |
|----------------------|---------------------------|-----------------------------------|-----------------------------|-------------------------|---------------------------|---------------|
| Brett Grosvenor | - | 3,000,000 | (900,000) | - | 2,100,000 | - |
| Simon Lawson | - | 1,000,000 | (300,000) | - | 700,000 | - |
| Frank Bierlein | - | 750,000 | (225,000) | - | 525,000 | - |
| George Bauk | - | 2,000,000 | (600,000) | - | 1,400,000 | - |
| Kecheng Cai | - | 1,000,000 | (300,000) | - | 700,000 | - |
| Total Options | - | 7,750,000 | (2,325,000) | - | 5,425,000 | - |

END OF REMUNERATION REPORT

Firetail Resources Limited

ABN 67 651 057 822

DIRECTOR'S REPORT FOR THE YEAR ENDED 30 JUNE 2024

Meeting of Directors

During the year 4 director meetings were held. Attendance by each director during the year were as follows:

| | Eligible to attend | Meetings attended |
|-----------------|--------------------|-------------------|
| Brett Grosvenor | 4 | 4 |
| Simon Lawson | 4 | 4 |
| George Bauk | 4 | 4 |
| Kecheng Cai | 4 | 4 |

Future Developments, Prospects and Business Strategies

Further information, other than as disclosed in this report, about likely developments in the operations of the Group and the expected results of those operations in future years has not been included in this report as disclosure of this information would be likely to result in unreasonable prejudice to the Group.

Proceedings on Behalf of the Company

No person has applied for leave of Court to bring proceedings on behalf of the Company or intervene in any proceedings to which the Company is a party for the purpose of taking responsibility on behalf of the Company for all or any part of those proceedings.

The Company was not a party to any such proceedings during the year.

Environmental Issues

The operations and proposed activities of the Group are subject to State and Federal laws and regulations concerning the environment. As with most exploration projects and mining operations, the Group's activities are expected to have an impact on the environment, particularly if advanced exploration or field development proceeds. It is the Group's intention to conduct its activities to the highest standard of environmental obligation, including compliance with all environmental laws. In this regard, the Department of Minerals and Petroleum of Western Australia from time to time, review the environmental bonds that are placed on permits. The Directors are not in a position to state whether a review is imminent or whether the outcome of such a review would be detrimental to the funding needs of the Company.

Indemnity and insurance of officers

The Company has indemnified the directors and executives of the Company for costs incurred, in their capacity as a director or executive, for which they be may be held personally liable, except when there is a lack of good faith. During the financial year, the Company paid a premium in respect of a contract to insure the directors and executives of the Company against a liability to the extent permitted by the Corporations Act 2001. The contract of insurance prohibits disclosure of the nature of the liability and the amount of the premium.

Indemnity and insurance of auditors

The Group has not, during the financial year, indemnified or agreed to indemnify the auditor of the Group or any related entity against a liability incurred by the auditor. During the financial year, the Group has not paid a premium in respect of a contract to insure the auditor of the Group or any related entity.

Officers of the Company who are former partners of Hall Chadwick WA Audit Pty Ltd

There are no officers of the Group who are former partners of Hall Chadwick WA Audit Pty Ltd.

Non-audit services

No amount (2023: Nil) was paid to the auditors of the Group, Hall Chadwick WA Audit Pty Ltd, for non-audit services.

Firetail Resources Limited

ABN 67 651 057 822

**DIRECTOR'S REPORT
FOR THE YEAR ENDED 30 JUNE 2024**

Auditor's Independence Declaration

Section 307C of the Corporations Act 2001 requires our auditors, Hall Chadwick WA Audit Pty Ltd, to provide the Directors of the Company with an Independence Declaration in relation to the audit of the financial report. This Independence Declaration is included within and forms part of this Directors' Report for the year ended 30 June 2024.

Auditor

Hall Chadwick WA Audit Pty Ltd continues in office in accordance with s327 of the Corporation Act 2001.

This report is signed in accordance with a resolution of the Board of Directors, pursuant to section 298(2)(a) of the Corporations Act 2001.



Brett Grosvenor

Non-Executive Chair

Dated this 27th day of September 2024

For personal use only

To the Board of Directors

AUDITOR'S INDEPENDENCE DECLARATION UNDER SECTION 307C OF THE CORPORATIONS ACT 2001

As lead audit director for the audit of the financial statements of Firetail Resources Limited for the financial year ended 30 June 2024, I declare that to the best of my knowledge and belief, there have been no contraventions of:

- the auditor independence requirements of the *Corporations Act 2001* in relation to the audit; and
- any applicable code of professional conduct in relation to the audit.

Yours faithfully


HALL CHADWICK WA AUDIT PTY LTD


D M BELL CA
Director

Dated this 27th day of September 2024
Perth, Western Australia

For personal use only

Firetail Resources Limited

ABN 67 651 057 822

CONSOLIDATED STATEMENT OF PROFIT OR LOSS AND OTHER COMPREHENSIVE INCOME FOR THE PERIOD ENDED 30 JUNE 2024

| | Note | 2024 | 2023 |
|---|------|--------------------|------------------|
| Revenue | | \$ | \$ |
| Interest received | | 203,917 | 146,000 |
| Other income | | 30,163 | 19,992 |
| Expenses | | | |
| Accounting and audit fees | | (25,882) | (25,163) |
| Compliance costs | | (99,163) | (112,740) |
| Corporate advisory and consulting fees | | (615,574) | (289,038) |
| Directors fees | | (245,185) | (166,749) |
| Finance costs | | (2,295) | (1,362) |
| Legal expenses | | (40,365) | (83,553) |
| Share based payments | 19 | (855,509) | - |
| Travel expenses | | (127,839) | (53,458) |
| Impairment of exploration expenditure | 6 | (425,432) | - |
| Wages and salaries | | (93,621) | (62,525) |
| Depreciation | | (48,867) | (35,998) |
| Other expenses | | (427,188) | (182,523) |
| Loss before income tax expense | | (2,772,840) | (847,117) |
| Income tax expense | 2 | - | - |
| Loss after income tax for the year | | (2,772,840) | (847,117) |
| Other comprehensive income net of income tax | | | |
| Fair value change in financial asset held for sale | 7 | (417,996) | (42,377) |
| Exchange differences on translation of foreign operations | | (77,347) | - |
| Total comprehensive loss for the year | | (3,268,183) | (889,494) |
| Loss for the year attributable to: | | | |
| Equity holders of the Parent | | (2,701,964) | (847,117) |
| Non-controlling interests | | (70,876) | - |
| Loss for the year | | (2,772,840) | (847,117) |
| Total comprehensive loss attributable to: | | | |
| Equity holders of the Parent | | (3,197,307) | (889,494) |
| Non-controlling interests | | (70,876) | - |
| Total comprehensive loss for the year | | (3,268,183) | (889,494) |
| Basic and diluted loss per share (cents per share) | 3 | (1.98) | (1.10) |

The accompanying notes form part of these financial statements.

Firetail Resources Limited
ABN 67 651 057 822
CONSOLIDATED STATEMENT OF FINANCIAL POSITION
AS AT 30 JUNE 2024

| | Note | 2024 \$ | 2023 \$ |
|---|------|-------------------|-------------------|
| ASSETS | | | |
| CURRENT ASSETS | | | |
| Cash and cash equivalents | 4 | 4,698,763 | 5,091,219 |
| Trade and other receivables | 5 | 59,406 | 75,659 |
| TOTAL CURRENT ASSETS | | 4,758,169 | 5,166,878 |
| NON-CURRENT ASSETS | | | |
| Exploration and evaluation assets | 6 | 16,946,418 | 8,488,653 |
| Financial asset available for sale | 7 | 340,901 | 844,527 |
| Plant and equipment | 8 | 27,827 | 34,000 |
| Right-of-use asset | 9a | 63,428 | 12,745 |
| Other receivables | 5 | 16,867 | 16,867 |
| TOTAL NON-CURRENT ASSETS | | 17,395,441 | 9,396,792 |
| TOTAL ASSETS | | 22,153,610 | 14,563,670 |
| LIABILITIES | | | |
| CURRENT LIABILITIES | | | |
| Trade and other payables | 10 | 712,487 | 560,665 |
| Lease liabilities | 9b | 32,437 | 12,347 |
| Provisions | 11 | 7,679 | 3,056 |
| TOTAL CURRENT LIABILITIES | | 752,603 | 576,068 |
| NON-CURRENT LIABILITIES | | | |
| Lease liabilities | 9b | 30,991 | - |
| TOTAL NON-CURRENT LIABILITIES | | 30,991 | - |
| TOTAL LIABILITIES | | 783,594 | 576,068 |
| NET ASSETS | | 21,370,016 | 13,987,602 |
| EQUITY | | | |
| Issued capital | 12 | 26,631,959 | 17,277,485 |
| Share based payment reserve | 13 | 830,287 | 830,287 |
| Performance rights reserve | 14 | 398,545 | - |
| Asset revaluation reserve | 15 | (2,335,373) | (1,917,377) |
| Foreign translation reserve | | (77,347) | - |
| Accumulated losses | | (4,904,757) | (2,202,793) |
| Equity attributable to equity holders of the Parent | | 20,543,314 | 13,987,602 |
| Non-controlling interests | | 826,702 | - |
| TOTAL EQUITY | | 21,370,016 | 13,987,602 |

The accompanying notes form part of these financial statements.

Firetail Resources Limited

ABN 67 651 057 822

CONSOLIDATED STATEMENT OF CHANGES IN EQUITY
FOR THE PERIOD ENDED 30 JUNE 2024

| 2024 | Issued Capital | Share Based Payment Reserve | Performance Rights Reserve | Asset Revaluation Reserve | Foreign Exchange Translation Reserve | Accumulated Losses | Non- controlling Interest | Total |
|--|-------------------|--------------------------------------|----------------------------------|---------------------------------|---|-----------------------|---------------------------------|-------------------|
| | \$ | \$ | \$ | \$ | \$ | \$ | \$ | \$ |
| Balance at 01 July 2023 | 17,277,485 | 830,287 | - | (1,917,377) | - | (2,202,793) | - | 13,987,602 |
| Loss for the year | - | - | - | - | - | (2,701,964) | (70,876) | (2,772,840) |
| Fair value change in financial asset held for sale | - | - | - | (417,996) | - | - | - | (417,996) |
| Foreign currency translation | - | - | - | - | (77,347) | - | - | (77,347) |
| Total comprehensive loss | - | - | - | (417,996) | (77,347) | (2,701,964) | (70,876) | (3,268,183) |
| <i>Transactions with owner directly recorded in equity</i> | | | | | | | | |
| Shares issued | 7,929,250 | - | - | - | - | - | - | 7,929,250 |
| Share based payments | - | - | 2,266,780 | - | - | - | - | 2,266,780 |
| Conversion of performance rights | 1,865,595 | - | (1,865,595) | - | - | - | - | - |
| Forfeiture of performance rights | - | - | (2,640) | - | - | - | - | (2,640) |
| Share issue costs | (440,371) | - | - | - | - | - | - | (440,371) |
| NCI on acquisition | - | - | - | - | - | - | 897,578 | 897,578 |
| Balance at 30 June 2024 | 26,631,959 | 830,287 | 398,545 | (2,335,373) | (77,347) | (4,904,757) | 826,702 | 21,370,016 |

Firetail Resources Limited

ABN 67 651 057 822

CONSOLIDATED STATEMENT OF CHANGES IN EQUITY
FOR THE PERIOD ENDED 30 JUNE 2024

| 2023 | Issued Capital | Share Based Payment Reserve | Performance Rights Reserve | Asset Revaluation Reserve | Foreign Exchange Translation Reserve | Accumulated Losses | Non- controlling Interest | Total |
|--|-------------------|--------------------------------------|----------------------------------|---------------------------------|---|-----------------------|---------------------------------|-------------------|
| | \$ | \$ | \$ | \$ | \$ | \$ | \$ | \$ |
| Balance at 01 July 2022 | 17,277,485 | 830,287 | - | (1,875,000) | - | (1,355,676) | - | 14,877,096 |
| Loss for the year | - | - | - | - | - | (847,117) | - | (847,117) |
| Fair value change in financial asset held for sale | - | - | - | (42,377) | - | - | - | (42,377) |
| Total comprehensive loss | - | - | - | (42,377) | - | (847,117) | - | (889,494) |
| <i>Transactions with owner directly recorded in equity</i> | | | | | | | | |
| Shares issued | - | - | - | - | - | - | - | - |
| Share based payments | - | - | - | - | - | - | - | - |
| Share issue costs | - | - | - | - | - | - | - | - |
| Balance at 30 June 2023 | 17,277,485 | 830,287 | - | (1,917,377) | - | (2,202,793) | - | 13,987,602 |

The accompanying notes form part of these financial statements

Firetail Resources Limited

ABN 67 651 057 822

**CONSOLIDATED STATEMENT OF CASH FLOWS
FOR THE PERIOD ENDED 30 JUNE 2024**

| | Note | 2024 | 2023 |
|---|-------------|--------------------|--------------------|
| | | \$ | \$ |
| CASH FLOWS FROM OPERATING ACTIVITIES | | | |
| Interest received | | 203,917 | 146,000 |
| Payments to suppliers and employees | | (1,093,507) | (860,555) |
| Net cash used in operating activities | 17 | (889,590) | (714,555) |
| CASH FLOWS FROM INVESTING ACTIVITIES | | | |
| Payments for exploration expenditure | | (4,450,965) | (1,381,675) |
| Proceeds from sale of equities | | 216,879 | 47,152 |
| Proceeds from disposal of plant and equipment | | - | 19,992 |
| Payments for purchased of equities | | (131,250) | (190,625) |
| Cash acquired on acquisition of Kiwanda | | 140,167 | - |
| Payments for acquisition of Kiwanda | | (750,000) | - |
| Payments for plant and equipment | | - | (22,500) |
| Net cash used in investing activities | | (4,975,169) | (1,527,656) |
| CASH FLOWS FROM FINANCING ACTIVITIES | | | |
| Proceeds from issue of shares(net of costs) | | 5,514,600 | - |
| Lease repayments | | (42,297) | (31,121) |
| Net cash provided/(used) by/in financing activities | | 5,472,303 | (31,121) |
| Net decrease in cash and cash equivalents | | (392,456) | (2,273,332) |
| Cash and cash equivalents at the beginning of financial year | | 5,091,219 | 7,364,551 |
| Cash and cash equivalents at the end of financial year | 4 | 4,698,763 | 5,091,219 |

For personal use only

Firetail Resources Limited

ABN 67 651 057 822

**NOTES TO THE FINANCIAL STATEMENTS
FOR THE YEAR ENDED 30 JUNE 2024**

NOTE 1: STATEMENT OF MATERIAL ACCOUNTING POLICIES

These financial statements and notes represent those of Firetail Resources Limited (the "Company") and its wholly owned subsidiary (together referred to hereafter as "the Group").

The financial statements are presented in Australian dollars, which is Firetail Resources Limited's functional and presentation currency.

The financial statements were authorised for issue on 27 September 2024 by the directors of the Company. The directors have the power to amend and reissue the financial statements.

The principal accounting policies adopted in the preparation of the financial statements are set out below.

New or amended Accounting Standards and Interpretations adopted

In the year ended 30 June 2024, the Group has reviewed all of the new and revised Accounting Standards and Interpretations issued by the Australian Accounting Standards Board ('AASB') that are relevant to its operations and effective for the current annual reporting year.

Any new or amended Accounting Standards or Interpretations that are not yet mandatory have not been early adopted.

Going Concern

The financial report has been prepared on the going concern basis which contemplates the continuity of normal business activity, the realisation of assets and the settlement of liabilities in the ordinary course of business.

For the year ended 30 June 2024 the Consolidated Entity incurred a loss of \$2,772,840 (2023: \$847,117) including non-cash impairment expense of \$425,432 (2023 nil) and net cash outflows from operating and investing activities of \$5,864,759 (2023: \$2,242,211). As at balance date the Consolidated Entity had a working capital surplus of \$4,005,566 (2023: \$4,590,810) and minimum spend exploration commitments due within twelve months of \$1,706,381.

The directors have prepared a cash flow forecast, which indicates that the Consolidated Entity will have sufficient cash flows to meet all commitments and working capital requirements for the 12 month period from the date of signing this financial report.

Based on the cash flow forecasts and other factors referred to above, the Directors are satisfied that the going concern basis of preparation is appropriate. In particular, given the Consolidated Entity has the ability to defer discretionary expenditure in line with available funds.

Basis of Preparation

The financial statements are general purpose financial statements that have been prepared in accordance with Australian Accounting Standards, Australian Accounting Interpretations, other authoritative pronouncements of the Australian Accounting Standards Board and the *Corporations Act 2001*. The Company is a for-profit entity for financial reporting purposes under the Australian Accounting Standards.

Australian Accounting Standards set out accounting policies that the AASB has concluded would result in financial statements containing relevant and reliable information about transactions, events and conditions. Compliance with Australian Accounting Standards ensures that the financial statements and notes also comply with International Financial Reporting Standards as issued by the International Accounting Standards Board ('IASB'). Material accounting policies adopted in the preparation of this financial report are presented below. They have been consistently applied unless otherwise stated.

The financial statements have been prepared on an accruals basis and is based on historical costs, modified where applicable, by the measurement at fair value of financial assets and financial liabilities.

Firetail Resources Limited

ABN 67 651 057 822

NOTES TO THE FINANCIAL STATEMENTS FOR THE YEAR ENDED 30 JUNE 2024

Accounting Policies

The following is a summary of the material accounting policies adopted by the Group in the preparation of the financial report.

a) Operating Segments

Operating segments are presented using the 'management approach' where the information presented is on the same basis as the internal reports provided to the Chief Operating Decision Makers. The Chief Operating Decision Maker is responsible for the allocation of resources to operating segments and assessing their performance.

b) Principles of Consolidation

The consolidated financial statements incorporate all of the assets, liabilities and results of the parent, Firetail Resources Limited and all of the subsidiaries (including any structured entities). Subsidiaries are entities the parent controls. The parent controls an entity when it is exposed to, or has rights to, variable returns from its involvement with the entity and has the ability to affect those returns through its power over the entity. A list of the subsidiaries is provided in Note 23.

The assets, liabilities and results of all subsidiaries are fully consolidated into the financial statements of the Group from the date on which control is obtained by the Group. The consolidation of a subsidiary is discontinued from the date that control ceases. Intercompany transactions, balances and unrealised gains or losses on transactions between group entities are fully eliminated on consolidation. Accounting policies of subsidiaries have been changed and adjustments made where necessary to ensure uniformity of the accounting policies adopted by the Group.

Equity interests in a subsidiary not attributable, directly or indirectly, to the Group are presented as "non-controlling interests". The Group initially recognises non-controlling interests that are present ownership interests in subsidiaries and are entitled to a proportionate share of the subsidiary's net assets on liquidation at either fair value or at the non-controlling interests' proportionate share of the subsidiary's net assets. Subsequent to initial recognition, non-controlling interests are attributed their share of profit or loss and each component of other comprehensive income. Non-controlling interests are shown separately within the equity section of the statement of financial position and statement of comprehensive income.

c) Income Tax

The income tax expense (revenue) for the year comprises current income tax expense (income) and deferred tax expense (income).

Current income tax expense charged to the profit or loss is the tax payable on taxable income calculated using applicable income tax rates enacted, or substantially enacted, as at reporting date. Current tax liabilities (assets) are therefore measured at the amounts expected to be paid to (recovered from) the relevant taxation authority.

Deferred income tax expense reflects movements in deferred tax asset and deferred tax liability balances during the year as well unused tax losses.

Current and deferred income tax expense (income) is charged or credited directly to equity instead of the profit or loss when the tax relates to items that are credited or charged directly to equity.

Deferred tax assets and liabilities are ascertained based on temporary differences arising between the tax bases of assets and liabilities and their carrying amounts in the financial statements. Deferred tax assets also result where amounts have been fully expensed but future tax deductions are available. No deferred income tax will be recognised from the initial recognition of an asset or liability, excluding a business combination, where there is no effect on accounting or taxable profit or loss.

Deferred tax assets relating to temporary differences and unused tax losses are recognised only to the extent that it is probable that future taxable profit will be available against which the benefits of the deferred tax asset can be utilised.

Deferred tax assets and liabilities are calculated at the tax rates that are expected to apply to the year when the asset is realised or the liability is settled, based on tax rates enacted or substantively enacted at reporting date. Their measurement also reflects the manner in which management expects to recover or settle the carrying amount of the related asset or liability.

Firetail Resources Limited

ABN 67 651 057 822

NOTES TO THE FINANCIAL STATEMENTS FOR THE YEAR ENDED 30 JUNE 2024

Where temporary differences exist in relation to investments in subsidiaries, branches, associates, and joint ventures, deferred tax assets and liabilities are not recognised where the timing of the reversal of the temporary difference can be controlled and it is not probable that the reversal will occur in the foreseeable future.

Current tax assets and liabilities are offset where a legally enforceable right of set-off exists and it is intended that net settlement or simultaneous realisation and settlement of the respective asset and liability will occur. Deferred tax assets and liabilities are offset where a legally enforceable right of set-off exists, the deferred tax assets and liabilities relate to income taxes levied by the same taxation authority on either the same taxable entity or different taxable entities where it is intended that net settlement or simultaneous realisation and settlement of the respective asset and liability will occur in future years in which significant amounts of deferred tax assets or liabilities are expected to be recovered or settled.

d) **Current and Non-Current Classification**

Assets and liabilities are presented in the statement of financial position based on current and non-current classification.

An asset is classified as current when: it is either expected to be realised or intended to be sold or consumed in normal operating cycle; it is held primarily for the purpose of trading; it is expected to be realised within 12 months after the reporting year; or the asset is cash or cash equivalent unless restricted from being exchanged or used to settle a liability for at least 12 months after the reporting year. All other assets are classified as non-current.

A liability is classified as current when: it is either expected to be settled in normal operating cycle; it is held primarily for the purpose of trading; it is due to be settled within 12 months after the reporting year; or there is no unconditional right to defer the settlement of the liability for at least 12 months after the reporting year. All other liabilities are classified as non-current. Deferred tax assets and liabilities are always classified as non-current.

e) **Plant and Equipment**

Plant and equipment is stated at historical cost less accumulated depreciation and impairment. Historical cost includes expenditure that is directly attributable to the acquisition of the items.

Depreciation is calculated on a straight-line basis to write off the net cost of each item of property, plant and equipment (excluding land) over their expected useful lives as follows:

| | |
|---------------------|-----------|
| Plant and equipment | 2-5 years |
|---------------------|-----------|

The residual values, useful lives and depreciation methods are reviewed, and adjusted if appropriate, at each reporting date. Leasehold improvements are depreciated over the unexpired year of the lease or the estimated useful life of the assets, whichever is shorter.

An item of property, plant and equipment is derecognised upon disposal or when there is no future economic benefit to the Group. Gains and losses between the carrying amount and the disposal proceeds are taken to profit or loss. Any revaluation surplus reserve relating to the item disposed of is transferred directly to retained profits.

f) **Right-of-Use Assets**

A right-of-use asset is recognised at the commencement date of a lease. The right-of-use asset is measured at cost, which comprises the initial amount of the lease liability, adjusted for, as applicable, any lease payments made at or before the commencement date net of any lease incentives received, any initial direct costs incurred, and, except where included in the cost of inventories, an estimate of costs expected to be incurred for dismantling and removing the underlying asset, and restoring the site or asset.

Right-of-use assets are depreciated on a straight-line basis over the unexpired period of the lease or the estimated useful life of the asset, whichever is the shorter. Where the Group expects to obtain ownership of the leased asset at the end of the lease term, the depreciation is over its estimated useful life. Right-of use assets are subject to impairment or adjusted for any remeasurement of lease liabilities.

The Group has elected not to recognise a right-of-use asset and corresponding lease liability for short-term leases with terms of 12 months or less and leases of low-value assets. Lease payments on these assets are expensed to profit or loss as incurred.

Firetail Resources Limited

ABN 67 651 057 822

NOTES TO THE FINANCIAL STATEMENTS FOR THE YEAR ENDED 30 JUNE 2024

g) **Exploration and Evaluation Expenditure**

Exploration and evaluation expenditure incurred is accumulated in respect of each identifiable area of interest. These costs are only carried forward to the extent that they are expected to be recouped through the successful development of the area or where activities in the area have not yet reached a stage that permits reasonable assessment of the existence of economically recoverable reserves.

Accumulated costs in relation to an abandoned area are written off in full against profit in the period in which the decision to abandon the area is made.

A regular review is undertaken of each area of interest to determine the appropriateness of continuing to carry forward costs in relation to that area of interest.

Costs of site restoration are provided over the life of the facility from when exploration commences and are included in the costs of that stage. Site restoration costs include the dismantling and removal of mining plant, equipment and building structures, waste removal, and rehabilitation of the site in accordance with clauses of the mining permits. Such costs have been determined using estimates of future costs, current legal requirements and technology on an undiscounted basis.

Any changes in the estimates for the costs are accounted on a prospective basis. In determining the costs of site restoration, there is uncertainty regarding the nature and extent of the restoration due to community expectations and future legislation. Accordingly, the costs have been determined on the basis that the restoration will be completed within one period of abandoning the site.

h) **Impairment of Assets**

At the end of each reporting date, the Group assesses whether there is any indication that an asset may be impaired. The assessment will include the consideration of external and internal sources of information including dividends received from subsidiaries, associates or jointly controlled entities deemed to be out of pre-acquisition profits. If such an indication exists, the recoverable amount of the asset, being the higher of the asset's fair value less costs to sell and value in use, is compared to the asset's carrying value. Any excess of the asset's carrying value over its recoverable amount is expensed.

Where it is not possible to estimate the recoverable amount of an individual asset, the Group estimates the recoverable amount of the cash-generating unit to which the asset belongs.

i) **Equity-Settled Compensation**

The Group operates equity-settled share-based payment employee share and option schemes. The fair value of the equity to which employees become entitled is measured at grant date and recognised as an expense over the vesting period, with a corresponding increase to an equity account. The fair value of shares is ascertained as the market bid price. The fair value of options is ascertained using a Trinomial pricing model which incorporates all market vesting conditions. The number of shares and options expected to vest is reviewed and adjusted at the end of each reporting date such that the amount recognised for services received as consideration for the equity instruments granted shall be based on the number of equity instruments that eventually vest.

j) **Fair Value Measurement**

When an asset or liability, financial or non-financial is measured at fair value for recognition or disclosure purposes, the fair value is based on the price that would be received to sell an asset or paid to transfer a liability in an orderly transaction between market participants at the measurement date; and assumes that the transaction will take place either; in the principal market; or in the absence of a principal market, in the most advantageous market.

Fair value is measured using the assumptions that market participants would use when pricing the asset or liability assuming they act in their economic best interests. For non-financial assets, the fair value measurement is based on its highest and best use. Valuation techniques that are appropriate in the circumstances and for which sufficient data are available to measure fair value, are used, maximising the use of relevant observable inputs and minimising the use of unobservable inputs.

Assets and liabilities measured at fair value are classified, into three levels, using a fair value hierarchy that reflects the significance of the inputs used in making the measurements. Classifications are reviewed at each reporting date and transfers between levels are determined based on a reassessment of the lowest level of input that is significant to the fair value measurement.

Firetail Resources Limited

ABN 67 651 057 822

NOTES TO THE FINANCIAL STATEMENTS FOR THE YEAR ENDED 30 JUNE 2024

For recurring and non-recurring fair value measurements, external valuers may be used when internal expertise is either not available or when the valuation is deemed to be significant. External valuers are selected based on market knowledge and reputation. Where there is a significant change in fair value of an asset or liability from one period to another, an analysis is undertaken, which includes a verification of the major inputs applied in the latest valuation and a comparison, where applicable, with external sources of data.

k) **Issued Capital**

Ordinary shares are classified as equity.

Incremental costs directly attributable to the issue of new shares or options are shown in equity as a deduction, net of tax, from the proceeds.

l) **Cash and Cash Equivalents**

Cash and cash equivalents include cash on hand, restricted cash, deposits held at call with banks and other short-term highly liquid investments with original maturities of 3 months or less.

m) **Trade and Other Receivables**

Trade receivables are initially recognised at fair value and subsequently measured at amortised cost using the effective interest method, less any provision for impairment. Trade receivables are generally due for settlement within 30 days.

The Company has applied the simplified approach to measuring expected credit losses, which uses a lifetime expected loss allowance. To measure the expected credit losses, trade receivables have been grouped based on days overdue.

n) **Lease Liabilities**

A lease liability is recognised at the commencement date of a lease. The lease liability is initially recognised at the present value of the lease payments to be made over the term of the lease, discounted using the interest rate implicit in the lease or, if that rate cannot be readily determined, the Group's incremental borrowing rate. Lease payments comprise of fixed payments less any lease incentives receivable, variable lease payments that depend on an index or a rate, amounts expected to be paid under residual value guarantees, exercise price of a purchase option when the exercise of the option is reasonably certain to occur, and any anticipated termination penalties. The variable lease payments that do not depend on an index or a rate are expensed in the period in which they are incurred.

Lease liabilities are measured at amortised cost using the effective interest method. The carrying amounts are remeasured if there is a change in the following: future lease payments arising from a change in an index or a rate used; residual guarantee; lease term; certainty of a purchase option and termination penalties. When a lease liability is remeasured, an adjustment is made to the corresponding right-of use asset, or to profit or loss if the carrying amount of the right-of-use asset is fully written down.

o) **Trade and Other Payables**

These amounts represent liabilities for goods and services provided to the Group prior to the end of the financial period and which are unpaid. Due to their short-term nature they are measured at amortised cost and are not discounted. The amounts are unsecured and are usually paid within 30 days of recognition.

p) **Borrowings**

Loans and borrowings are initially recognised at the fair value of the consideration received, net of transaction costs. They are subsequently measured at amortised cost using the effective interest method.

q) **Other Revenue**

Other revenue is recognised when it is received or when the right to receive payment is established.

r) **Borrowing Costs**

All borrowing costs are recognised as expense in the period in which they are incurred.

Firetail Resources Limited

ABN 67 651 057 822

**NOTES TO THE FINANCIAL STATEMENTS
FOR THE YEAR ENDED 30 JUNE 2024**

s) Goods and Services Tax (GST)

Revenues, expenses and assets are recognised net of the amount of GST, except where the amount of GST incurred is not recoverable from the Australian Tax Office. In these circumstances the GST is recognised as part of the cost of acquisition of the asset or as part of an item of the expense. Receivables and payables in the statement of financial position are shown inclusive of GST.

Cash flows are presented in the statement of cash flows on a gross basis, except for the GST component of investing and financing activities, which are disclosed as operating cash flows.

t) Critical Accounting Estimates and Judgments

The directors evaluate estimates and judgments incorporated into the financial report based on historical knowledge and best available current information. Estimates assume a reasonable expectation of future events and are based on current trends and economic data, obtained both externally and within the Group.

Share based payment transactions

The Company measures the cost of equity-settled transactions with employees by reference to the fair value of the equity instruments at the date at which they are granted. The fair value of the options issued are determined by an internal valuation using a Trinomial option pricing model, using the assumptions detailed in the notes to the financial statements. The assumptions detailed in the note is also judgemental.

For equity transactions with consultants and other employees, the fair value reflects the value attributable to services where applicable. Where there is no quantifiable value of services the value of options is calculated using the Trinomial option pricing model.

For instruments issued with market-based conditions, alternative valuation methodologies would be adopted.

Exploration and evaluation costs

Exploration and evaluation costs have been capitalised and are only carried forward to the extent that they are expected to be recouped through the successful development of the area or where activities in the area have not yet reached a stage that permits reasonable assessment of the existence of economically recoverable reserves.

Key judgements are applied in considering the costs to be capitalised which includes determining expenditures directly related to these activities and allocating overheads between those that are expensed and capitalised.

u) New Accounting Standards for Application in Future Years

New Accounting Standards and Interpretations not yet mandatory or early adopted

Australian Accounting Standards and Interpretations that have recently been issued or amended but are not yet mandatory, have not been early adopted by the Group for the annual reporting period ended 30 June 2024. The Group has reviewed the amendments and improvements and concluded none will have a significant impact on the Group.

For personal use only

Firetail Resources Limited

ABN 67 651 057 822

NOTES TO THE FINANCIAL STATEMENTS FOR THE YEAR ENDED 30 JUNE 2024

| NOTE 2: INCOME TAX EXPENSE | 2024 \$ | 2023 \$ |
|---|-------------|------------|
| a. Recognised in the income statement: | | |
| Current tax | - | - |
| Deferred tax | - | - |
| Income tax as reported in the statement of comprehensive income | - | - |
| b. Reconciliation of income tax expense to prima facie tax payable: | | |
| Loss from ordinary activities before income tax expense | (2,772,840) | (847,117) |
| Prima facie tax benefit on loss from ordinary activities before income tax at 25% (2023: 30%) | 693,210 | 254,135 |
| Increase / (decrease) in income tax due to: | | |
| • Temporary differences | (16,962) | 2,542 |
| • Permanent difference | (238,671) | (38,109) |
| • Unused tax losses not recognised | (437,457) | (218,568) |
| Income tax attributable to operating profit | - | - |

The amount of tax losses carried forward as at 30 June 2024 amount to \$795,080 (2023: \$357,503).

Potential deferred tax assets attributable to tax losses and other temporary differences have not been brought to account at 30 June 2024 because the directors do not believe it is appropriate to regard realisation of the deferred tax assets as probable at this point in time. These benefits will only be obtained if:

- the Group derives future assessable income of a nature and of an amount sufficient to enable the benefit from the deductions for the expenditure to be realised; and
- no changes in tax legislation adversely affect the Group in realising the benefit from the deductions for the expenditure

Firetail Resources Limited

ABN 67 651 057 822

**NOTES TO THE FINANCIAL STATEMENTS
FOR THE YEAR ENDED 30 JUNE 2024**

NOTE 3: LOSS PER SHARE

| | 2024 | 2023 |
|----------------------------------|------------------------|------------------------|
| | Cents per share | Cents per share |
| Basic and diluted loss per share | (1.98) | (1.10) |

The loss and weighted average number of ordinary shares used in this calculation of basic and diluted loss per share are as follows:

| | 2024 | 2023 |
|--------------------------------------|-------------|-------------|
| | \$ | \$ |
| Loss after income tax for the period | (2,772,840) | (847,117) |

| | Number | Number |
|---|---------------|---------------|
| Weighted average number of ordinary shares for the purposes of basic and diluted loss per share | 140,109,718 | 77,000,000 |

The options outstanding are not included in the calculation of diluted loss per share because they have no dilutive effect for the period ended 30 June 2024.

NOTE 4: CASH AND CASH EQUIVALENTS

| | 2024 | 2023 |
|--------------|------------------|------------------|
| | \$ | \$ |
| Cash at bank | 4,698,763 | 5,091,219 |
| | 4,698,763 | 5,091,219 |

NOTE 5: TRADE AND OTHER RECEIVABLES

| | 2024 | 2023 |
|-----------------------------|---------------|---------------|
| | \$ | \$ |
| Current | | |
| GST receivable | 35,982 | 35,982 |
| Prepayments | 39,677 | 39,677 |
| Trade and other receivables | 5,280 | - |
| | 59,406 | 75,659 |
| Non-Current | | |
| Other receivables | 16,867 | 16,867 |
| | 16,867 | 16,867 |

There is no allowance for expected credit losses recognised for the period ended 30 June 2024 (2023: Nil).

Firetail Resources Limited

ABN 67 651 057 822

**NOTES TO THE FINANCIAL STATEMENTS
FOR THE YEAR ENDED 30 JUNE 2024**

NOTE 6: EXPLORATION AND EVALUATION ASSETS

| | 2024 | 2023 |
|---|-------------------|------------------|
| | \$ | \$ |
| Exploration and evaluation assets | | |
| Balance at the beginning of the reporting period | 8,488,653 | 6,941,413 |
| Exploration assets acquired ¹ | 4,702,831 | - |
| Exploration costs capitalised | 4,180,366 | 1,547,240 |
| Impairment of exploration expenditure | (425,432) | - |
| Balance at the end of the reporting period | 16,946,418 | 8,488,653 |

¹ During the year the Company completed the initial acquisition of 60% interest in Kiwanda S.A.C, which holds the Picha and Charaque Projects, a Peru based company. The acquisition occurred on 5 September 2023, which was the day the consideration was issued. The acquisition has been treated as an asset acquisition via the issue of equity under AASB 2 Share Based Payments ("AASB 2").

The below outlines the initial consideration and identifiable assets and liabilities acquired:

| | |
|---|------------------|
| Consideration: | \$ |
| 15,000,000 Ordinary shares | 1,800,000 |
| 20,000,000 Performance Rights | 1,320,000 |
| Cash paid | 750,000 |
| Total Consideration | 3,870,000 |
| Assets and Liabilities acquired: | \$ |
| Exploration Asset | 4,702,831 |
| Cash And Cash Equivalents | 140,167 |
| Accounts Payable | (75,419) |
| Non- Controlling Interest (40%) | (897,579) |
| Total Net Assets Acquired | 3,870,000 |

The 20,000,000 performance rights (10,000,000 Class C and 10,000,000 Class D) have the following non-market milestones.

| Class | Performance Milestones |
|----------|--|
| C | Performance Rights will vest either upon: (a) Completion of a: (i) minimum of 5,000m of diamond drilling(Stage 3 Minimum Diamond Drilling Amount); and (ii) mineralised intersection of at least: A.50m @ 1% Cu; or B.10m @ 2.5 % Cu,(together, the Mineralised Intersection Targets) at the Picha Project; or (b) Firetail proceeds to Stage 2 (below). |
| D | Performance Rights will vest either upon: (a) Completion of a further: (i) 3,000m of drilling (in addition to the Stage 3 Minimum Diamond Drilling Amount); and (ii) two (2) mineralised intersections with the same results as one (or both) of the Mineralised Intersection Targets for the Stage 3 Performance Milestone at the Picha Project; or (b) Firetail continues to drill past the aggregate 8,000m drilling target at the Picha Project. |

Firetail Resources Limited

ABN 67 651 057 822

NOTES TO THE FINANCIAL STATEMENTS FOR THE YEAR ENDED 30 JUNE 2024

On the date of acquisition, the Board applied a probability of 100% of the Tranche C milestone being met and a probability of 10% of the Tranche D milestone being met when recognising the fair value at acquisition date.

On 6 June 2024, the Company announced it had satisfied the Tranche C milestone through the successful completion of a minimum 5,000m diamond drilling campaign at the Picha Project and achieving mineralised intersection targets of over 10m at 2.5% Cu, with the best intercept comprising 2.81% over 13m. Following the satisfaction of the Tranche C Milestone, Firetail acquired an additional 10% interest in Kiwanda to bring its shareholding interest in Kiwanda to 70% as at 30 June 2024.

NOTE 7: FINANCIAL ASSET AVAILABLE FOR SALE

| | 2024 | 2023 |
|---|----------------|----------------|
| | \$ | \$ |
| Securities in listed company at market value | 340,901 | 844,527 |
| Balance at the end of reporting period | 340,901 | 844,527 |

The Company held 9,000,000 shares as at 30 June 2024 (2023: 6,250,000 shares) and 5,213,191 (2023: 3,650,191) listed options in Forrestania Resources Limited (ASX: FRS, FRSO and FRSOA). The net change in fair value on the financial asset was a loss of \$417,996 (2023: loss of \$42,377), which is reflected in other comprehensive income.

NOTE 8: PLANT & EQUIPMENT

| | 2024 | 2023 |
|---|---------------|---------------|
| | \$ | \$ |
| Plant & equipment at cost | 42,112 | 42,112 |
| Plant & equipment – accumulated depreciation | (14,285) | (8,112) |
| Balance at the end of reporting period | 27,827 | 34,000 |
| Movement in carrying amounts: | | |
| Balance at the beginning of period | 34,000 | 19,284 |
| Additions | 2,896 | 22,500 |
| Disposals | (2,410) | (2,000) |
| Depreciation | (6,659) | (5,784) |
| Balance at the end of reporting period | 27,827 | 34,000 |

NOTE 9: LEASES

| | 2024 | 2023 |
|---|---------------|---------------|
| | \$ | \$ |
| a) Right-of-use asset | | |
| Balance at the beginning of the period | 12,745 | 42,959 |
| Additions | 93,238 | - |
| Depreciation | (42,555) | (30,214) |
| Balance at the end of the reporting period | 63,428 | 12,745 |

Firetail Resources Limited**ABN 67 651 057 822****NOTES TO THE FINANCIAL STATEMENTS
FOR THE YEAR ENDED 30 JUNE 2024**

| b) Lease liabilities | 2024 | 2023 |
|-----------------------------|---------------|---------------|
| | \$ | \$ |
| Office lease | 63,428 | 12,347 |
| Current | 32,437 | 12,347 |
| Non-Current | 30,991 | - |
| Total | 63,428 | 12,347 |

NOTE 10: TRADE AND OTHER PAYABLES

| | 2024 | 2023 |
|-----------------|----------------|----------------|
| | \$ | \$ |
| Current | | |
| Trade creditors | 180,008 | 301,264 |
| Accruals | 219,734 | 254,027 |
| Other payables | 312,745 | 5,374 |
| | 712,487 | 560,665 |

Trade creditors are expected to be paid on 30-day terms.

NOTE 11: PROVISIONS

| | 2024 | 2023 |
|----------------------------|-------------|-------------|
| | \$ | \$ |
| Provision for annual leave | 7,679 | 3,056 |

For personal use only

Firetail Resources Limited

ABN 67 651 057 822

NOTES TO THE FINANCIAL STATEMENTS FOR THE YEAR ENDED 30 JUNE 2024

NOTE 12: ISSUED CAPITAL

| | 2024 | 2024 |
|------------------------------|-------------|------------|
| | No. | \$ |
| Ordinary shares - fully paid | 185,907,556 | 26,631,959 |

Movement in ordinary shares:

| | | |
|--|--------------------|-------------------|
| Balance at 1 July 2023 | 77,000,000 | 17,277,485 |
| Placement - Tranche 1 (13 July 2023) | 19,250,000 | 1,732,500 |
| Placement - Tranche 2 (5 September 2023) | 36,305,556 | 3,267,500 |
| Kiwanda consideration (12 September 2023) | 15,000,000 | 1,800,000 |
| Shares issued to advisor (12 September 2023) | 1,350,000 | 236,250 |
| Class C Performance Rights conversion (7 June 2024) | 10,000,000 | 1,200,000 |
| Class C Performance Rights conversion (11 June 2024) | 4,677,000 | 665,595 |
| Placement - Tranche 1 (19 June 2024) | 22,325,000 | 893,000 |
| Share issue costs | | (440,371) |
| Balance at 30 June 2024 | 185,907,556 | 26,631,959 |

| | 2023 | 2023 |
|------------------------------|------------|------------|
| | No. | \$ |
| Ordinary shares - fully paid | 77,000,000 | 17,277,485 |

The was no movement in ordinary shares for the year ended 30 June 2023.

Terms and conditions of issued capital

Ordinary shares participate in dividends and the proceeds on winding up of the Company in proportion to the number of shares held. The fully paid ordinary shares have no par value.

At the shareholders' meetings each ordinary share is entitled to one vote when a poll is called, otherwise each shareholder has one vote on a show of hands.

Capital risk management

The Group's objectives when managing capital are to safeguard its ability to continue as a going concern, so that it may continue to provide returns for shareholders and benefits for other stakeholders.

The Company's capital includes ordinary share capital and financial liabilities, supported by financial assets. Due to the nature of the Group's activities, being mineral exploration, it does not have ready access to credit facilities, with the primary source of funding being equity raisings. Accordingly, the objective of the Group's capital risk management is to balance the current working capital position against the requirements of the Group to meet exploration programmes and corporate overheads. This is achieved by maintaining appropriate liquidity to meet anticipated operating requirements, with a view to initiating appropriate capital raisings as required.

Firetail Resources Limited

ABN 67 651 057 822

NOTES TO THE FINANCIAL STATEMENTS FOR THE YEAR ENDED 30 JUNE 2024

NOTE 13: SHARE BASED PAYMENT RESERVE

| | 2024 | 2023 |
|-----------------------------|---------|---------|
| | \$ | \$ |
| Share based payment reserve | 830,287 | 830,287 |

The share-based payments reserves record items recognised as expenses on valuation of KMP and advisor options issued during the 2022 financial year. There was no movement in the share based payment reserve for the year ended 30 June 2024 (2023: Nil). As at 30 June 2024, 7,000,000 exercisable options (2023: 7,000,000) were outstanding with a weighted average exercise price of \$0.30 (2023: \$0.30) and a weighted average remaining life of 1.6 years (2023: 2.6 years).

NOTE 14: PERFORMANCE RIGHTS RESERVE

| | 2024 | 2023 |
|--|----------------|----------|
| | \$ | \$ |
| Opening balance | - | - |
| Performance rights issued to Directors and Company Secretary - vested (i) | 601,857 | - |
| Performance rights issued to employees, consultants & advisors – vested (ii) | 344,923 | - |
| Performance rights issued to Valor Resources Limited (refer to Note 6) | 1,320,000 | - |
| Conversion of Performance rights | (1,865,595) | - |
| Forfeiture of Performance rights | (2,640) | - |
| Closing balance | 398,545 | - |

- (i) The details of the performance rights granted to the Directors and Company Secretary during the year ended 30 June 2024 as share based payments are as follows:

| Class | Grant Date | No. of Securities | Expiry Date |
|-------|-------------|-------------------|--|
| A | 21-Aug-2023 | 1,550,000 | 3 years from issue date |
| B | 21-Aug-2023 | 1,550,000 | 3 years from issue date |
| C | 21-Aug-2023 | 2,325,000 | 18 months from the granting of the drilling permits at Picha Project and, in any event, within 2 years from the date of issue of the Performance Rights. |
| D | 21-Aug-2023 | 2,325,000 | 18 months from the granting of the drilling permits at Picha Project and, in any event, within 2 years from the date of issue of the Performance Rights. |

The Performance Rights issued have a nil exercise price and convert to ordinary shares on achievement of the performance milestone.

The Class A & B Performance Rights were valued using an Up-and-In Trinomial Model and tranche C & D were valued using a Black Scholes Model with the following inputs in the table below and the expiry dates as included in the table above:

| Class | Dividend Yield | Grant Date | Expected Volatility / Probability | Risk-Free Int. Rate | Underlying Share Price | Value per Right | Total Fair Value |
|-------|----------------|-------------|-----------------------------------|---------------------|------------------------|-----------------|------------------|
| A | Nil | 21-Aug-2023 | 100% / NA | 3.90% | \$0.175 | \$0.16 | \$249,969 |
| B | Nil | 21-Aug-2023 | 100% / NA | 3.90% | \$0.175 | \$0.16 | \$249,969 |
| C | Nil | 21-Aug-2023 | 100% / 100% | 3.90% | \$0.175 | \$0.18 | \$406,875 |
| D | Nil | 21-Aug-2023 | 100% / 10% | 3.90% | \$0.175 | \$0.018 | \$40,867 |

Firetail Resources Limited

ABN 67 651 057 822

NOTES TO THE FINANCIAL STATEMENTS FOR THE YEAR ENDED 30 JUNE 2024

- (ii) Performance rights granted to employees, consultants and advisors during the year to 30 June 2024 as share based payments are as follows:

| Class | Grant Date | Number of Securities | Expiry Date |
|-------|-------------|----------------------|--|
| A | 18-Sep-2023 | 1,216,000 | 3 years from issue date |
| B | 18-Sep-2023 | 1,216,000 | 3 years from issue date |
| C | 18-Sep-2023 | 2,424,000 | 18 months from the granting of the drilling permits at Picha Project and, in any event, within 2 years from the date of issue of the Performance Rights. |
| D | 18-Sep-2023 | 2,424,000 | 18 months from the granting of the drilling permits at Picha Project and, in any event, within 2 years from the date of issue of the Performance Rights. |

The Performance Rights issued have a nil exercise price and convert to ordinary shares on achievement of the performance milestone.

The performance conditions for the Performance Rights are set out below:

Class Performance Milestone

- A Performance Rights will vest upon achievement of 30-day Volume Weighted Average Price of \$0.18.
 B Performance Rights will vest upon achievement of 30-day Volume Weighted Average Price of \$0.25.
 C Refer to Note 6 for Performance milestones.
 D Refer to Note 6 for Performance milestones.

The Class A & B Performance Rights were valued using a Up-and-In Trinomial Model and tranche C & D were valued using a Black Scholes Model with the following inputs and the expiry dates as included in the table above:

| Class | Dividend Yield | Grant Date | Expected Volatility / Probability | Risk-Free Interest Rate | Underlying Share Price | Value per Right | Total Fair Value |
|-------|----------------|-------------|-----------------------------------|-------------------------|------------------------|-----------------|------------------|
| A | Nil | 18-Sep-2023 | 100% / NA | 3.91% | \$0.11 | \$0.097 | \$117,393 |
| B | Nil | 18-Sep-2023 | 100% / NA | 3.91% | \$0.11 | \$0.090 | \$109,112 |
| C | Nil | 18-Sep-2023 | 100% / 100% | 3.91% | \$0.11 | \$0.11 | \$200,640 |
| D | Nil | 18-Sep-2023 | 100% / 10% | 3.91% | \$0.11 | \$0.011 | \$20,640 |

On 6 June 2024, the Company announced it had satisfied the Tranche C milestone through the successful completion of a minimum 5,000m diamond drilling campaign at the Picha Project and achieving mineralised intersection targets of over 10m at 2.5% Cu, with the best intercept comprising 2.81% over 13m. Following the satisfaction of the Tranche C Milestone, Firetail acquired an additional 10% interest in Kiwanda to bring its shareholding interest in Kiwanda to 70% as at 30 June 2024.

NOTE 15: ASSET REVALUATION RESERVE

| | 2024 | 2023 |
|---|--------------------|--------------------|
| | \$ | \$ |
| Opening balance | (1,917,377) | (1,875,000) |
| Net change in fair value of financial asset held for sale (refer to Note 7) | (417,996) | (42,377) |
| Closing balance | (2,335,373) | (1,917,377) |

Firetail Resources Limited

ABN 67 651 057 822

**NOTES TO THE FINANCIAL STATEMENTS
FOR THE YEAR ENDED 30 JUNE 2024**

NOTE 16: AUDITORS' REMUNERATION

| | 2024 | 2023 |
|--|-------------|-------------|
| | \$ | \$ |
| Remuneration of the auditor of the Group for: | | |
| • Audit or review of the financial report | 21,500 | 17,500 |
| • Non audit services | - | - |

NOTE 17: CASHFLOW INFORMATION

| | 2024 | 2023 |
|---|------------------|------------------|
| | \$ | \$ |
| a Reconciliation of Cash Flow from Operations with Loss after Income Tax | | |
| Loss after income tax | (2,772,840) | (847,117) |
| <u>Non-cash adjustment</u> | | |
| Share based payments | 1,201,275 | - |
| Impairment of exploration expenditure | 425,432 | - |
| Depreciation | 48,867 | 35,998 |
| Changes in assets and liabilities; | | |
| Trade and other receivables | 16,253 | 39,423 |
| Trade payables and accruals | 186,800 | 54,085 |
| Provisions | 4,623 | 3,056 |
| Cash used in operating activities | (889,590) | (714,555) |

b. Non-cash Financing and Investing Activities

During the 2024 financial period the Company had the following non-cash financing and investing activities (2023: Nil):

- The Company completed the initial acquisition of 60% interest in Kiwanda S.A.C ('Kiwanda') on 5 September 2023 by issuance of 15,000,000 fully paid ordinary shares to the vendors at an issue price \$0.12 per share and 20,000,000 Performance Rights (refer to Note 6).

Firetail Resources Limited

ABN 67 651 057 822

NOTES TO THE FINANCIAL STATEMENTS FOR THE YEAR ENDED 30 JUNE 2024

NOTE 18: TRANSACTIONS WITH RELATED PARTIES

Key Management Personnel (KMP)

The total of remuneration paid or due to be paid to the KMP of the Company during the period are as follows:

| | 2024 | 2023 |
|--|----------------|----------------|
| | \$ | \$ |
| Short-term key management personnel benefits | 338,093 | 283,680 |
| Share based payments (refer to note 14 and 19) | 546,914 | - |
| Total remuneration paid | 885,007 | 283,680 |

Transactions with Directors and their related parties

No loans have been made to any Director or any of their related parties during the period (2023: Nil). There were no further transactions with Directors including their related parties other than those disclosed above.

All transactions were made on normal commercial terms and conditions and at market rates.

NOTE 19: SHARE BASED PAYMENTS

The following share based payments were made during the period:

| | 2024 | 2023 |
|---|-----------|------|
| | \$ | \$ |
| Performance Rights | | |
| Capitalised costs for Performance Rights issued to Thunderbird Resources Limited (formerly Valor Resources Limited) | 1,320,000 | - |
| Share based payment expense for Performance Rights issued to Directors, employees & consultants | 855,509 | - |
| Corporate advisory expense for Performance Rights issued to advisors | 88,631 | - |

See note 14 for valuation technique, assumptions and inputs.

NOTE 20: CONTINGENT ASSETS AND LIABILITIES

Contingent Asset

During the year the Company executed a farm-in agreement with SensOre (ASX:S3N), through its joint-venture subsidiary Exploration Ventures AI Pty ("EXAI") in partnership with German resource investment group Deutsche Rohstoff AG, on tenement E59/E2252, a part of the Firetail Yalgoo Lithium Project in Western Australia.

The key Terms of the Farm-In agreement are detailed below:

- EXAI may earn a 51% beneficial interest in the Lithium Rights in E59/E2252 by sole funding the first \$1.5m of Farm-in Expenditure within the first two years of the Farm-in Period, plus the following considerations:
 - \$15,000 on signing of the term sheet, payable to Firetail.
 - SensOre to provide its Discriminant Predictive Targeting® (DPT®) workflow over the farm in tenements (to the value of \$100,000) (Condition Precedent).
 - Firetail to have free-carry.
- EXAI may earn a further 29% beneficial interest in the Lithium Rights in E59/E2252 by expending a further \$2m with two years following the end of the Farm-in Period (with the effect being that, in order to earn both the initial 51% beneficial interest and the further 29% beneficial interest in the Lithium Rights in E59/E2252).
- Dilution to 10% with ongoing spend with residual 1.5% Net Smelter Return ("NSR").

Firetail Resources Limited

ABN 67 651 057 822

NOTES TO THE FINANCIAL STATEMENTS FOR THE YEAR ENDED 30 JUNE 2024

- A clawback under the agreement grants Firetail as the tenement holder the ability to reduce the beneficial interest in the Lithium Rights in E59/E2252 if EXAI does not proceed with drilling.
- Contingent Payments to Firetail:
 - \$200,000 payable to Firetail on completion of Maiden Mineral Resource Estimate ("MRE").
 - \$400,000 payable to Firetail on completion of Pre-Feasibility Study ("PFS").

In the opinion of the directors, there were no other contingent assets or liabilities during the year ended 30 June 2024.

NOTE 21: CAPITAL AND OTHER COMMITMENTS

In order to maintain the current rights to its exploration tenements in Australia and Peru, the Group is required to perform minimum exploration requirements:

| | 30 June 2024 | 30 June 2023 |
|-------------------------------|------------------|------------------|
| | \$ | \$ |
| Less than 12 months | 1,706,381 | 1,322,518 |
| Between 12 months and 5 years | 1,881,193 | 1,551,414 |
| 5 years or more | 234,230 | 464,351 |
| Total | 3,821,804 | 3,338,283 |

The Group has no other capital or expenditure commitments as at reporting date (2023: Nil).

NOTE 22: OPERATING SEGMENTS

AASB 8 requires operating segments to be identified on the basis of internal reports about components of the Consolidated Entity that are regularly reviewed by the chief operating decision maker in order to allocate resources to the segment and to assess its performance.

The Consolidated Entity operates in one segment, being exploration for mineral resources. This is the basis on which internal reports are provided to the Directors for assessing performance and determining the allocation of resources within the Consolidated Entity.

NOTE 23: FINANCIAL RISK MANAGEMENT

The Group's financial instruments consist mainly of deposits with banks, accounts receivable and accounts payable.

The Board of Directors has overall responsibility for the oversight and management of the Group's exposure to a variety of financial risks (including market risk, credit risk and liquidity risk).

Credit risk

The maximum exposure to credit risk, excluding the value of any collateral or other security, at balance date to recognised financial assets, is the carrying amount, net of any provisions for impairment of those assets, as disclosed in the Statement of Financial Position and notes to the financial statements.

The Group has adopted a policy of only dealing with creditworthy counterparties and obtaining sufficient collateral where appropriate, as a means of mitigating the risk of financial loss from defaults. The Group's exposure and the credit ratings of its counterparties are continuously monitored and the aggregate value of transactions is spread amongst approved counterparties.

The Group does not have any collateral. Credit risk related to balances with banks and other financial institutions is managed by the board. The board's policy requires that surplus funds are only invested with counterparties with a Standard & Poor's rating of at least AA-. All of the Group's surplus funds are invested with AA Rated financial institutions. The Group does not have any material credit risk exposure to any single receivable or receivables under financial instruments entered into by the Group.

Firetail Resources Limited

ABN 67 651 057 822

NOTES TO THE FINANCIAL STATEMENTS FOR THE YEAR ENDED 30 JUNE 2024

Liquidity risk

Liquidity risk is the risk that the Group will not be able to meet its financial obligations as they fall due. The Group's approach to managing liquidity is to ensure, as far as possible, that it will always have sufficient liquidity to meet its liabilities when due, under both normal and stressed conditions, without incurring unacceptable losses or risking damage to the Group's reputation.

The responsibility with liquidity risk management rests with the Board of Directors. The Group manages liquidity risk by monitoring forecast cash flows and ensuring that adequate working capital is maintained. The Group's policy is to ensure that it has sufficient cash reserves to carry out its planned exploration activities over the next 12 months.

The table below reflects an undiscounted contractual maturity analysis for financial liabilities and receivables.

Financial liability and financial asset maturity analysis:

| 2024 | Weighted Average Interest Rate | Between 1 & 2 years \$ | Between 2 & 5 years \$ | Total \$ |
|------------------------------|---|------------------------------|------------------------------|------------------|
| Non-Derivatives | | | | |
| <i>Financial Assets</i> | | | | |
| Cash and Cash Equivalents | 3.35% | 4,698,763 | - | 4,698,763 |
| Trade and Other Receivables | | 59,406 | - | 59,406 |
| <i>Financial Liabilities</i> | | | | |
| Trade and Other Payables | - | (712,487) | - | (712,487) |
| Net Financial Assets | | 4,045,682 | - | 4,045,682 |

| 2023 | Weighted Average Interest Rate | Between 1 & 2 years \$ | Between 2 & 5 years \$ | Total \$ |
|------------------------------|---|------------------------------|------------------------------|------------------|
| Non-Derivatives | | | | |
| <i>Financial Assets</i> | | | | |
| Cash and Cash Equivalents | 3.33% | 5,091,219 | - | 5,091,219 |
| Trade and Other Receivables | - | 75,659 | - | 75,659 |
| <i>Financial Liabilities</i> | | | | |
| Trade and Other Payables | - | (560,665) | - | (560,665) |
| Net Financial Assets | | 4,606,213 | - | 4,606,213 |

Market risk

Market risk is the risk that changes in market prices, such as foreign exchange rates, interest rates and equity prices will affect the Group's income or the value of its holdings of financial instruments.

Interest rate risk

The Group manages interest rate risk by monitoring immediate and forecast cash requirements and ensuring adequate cash reserves are maintained.

Fair value of financial instruments

Unless otherwise stated, the carrying amount of financial instruments reflects their fair value.

Firetail Resources Limited

ABN 67 651 057 822

NOTES TO THE FINANCIAL STATEMENTS FOR THE YEAR ENDED 30 JUNE 2024

NOTE 24: CONSOLIDATED ENTITY DISCLOSURE STATEMENT

The consolidated financial statements incorporate the assets, liabilities and the results of the following subsidiaries in accordance with the accounting policy described in note 1:

| Controlled entities | Type of entity | Country of incorporation | Residency for tax purposes | 30 June 2024 | 30 June 2023 |
|-----------------------|----------------|--------------------------|----------------------------|--------------|--------------|
| | | | | | |
| Super Cruiser Pty Ltd | Body Corporate | Australia | Australian | 100% | 100% |
| Kiwanda S.A.C. | Body Corporate | Peru | Foreign - Peru | 70% | - |

NOTE 25: PARENT ENTITY DISCLOSURES

| Financial position | 2024 | 2023 |
|--|--------------------|-------------------|
| | \$ | \$ |
| Assets | | |
| Current assets | 4,697,601 | 5,166,878 |
| Non-current assets | 16,514,482 | 9,396,792 |
| Total assets | 21,212,083 | 14,563,670 |
| Liabilities | | |
| Current liabilities | 454,118 | 576,068 |
| Non-current liabilities | 30,991 | - |
| Total liabilities | 485,109 | 576,068 |
| Equity | | |
| Issued capital | 26,631,959 | 17,277,485 |
| Accumulated losses | (4,798,444) | (2,202,793) |
| Share based payment reserve | 830,287 | 830,287 |
| Asset revaluation reserve | (2,335,373) | (1,917,377) |
| Performance rights reserve | 398,545 | - |
| Total equity | 20,726,974 | 13,987,602 |
| Financial performance | | |
| Loss for the period | (2,595,651) | (847,117) |
| Fair value change of financial asset held for sale | (417,996) | (42,377) |
| Total comprehensive loss for the period | (3,013,647) | (889,494) |

Significant accounting policies

The accounting policies of the parent entity are consistent with those of the Group, as disclosed in note 1, except for the following:

- Investments in subsidiaries are accounted for at cost, less any impairment, in the parent entity

Contingent Liabilities:

The Company has no contingent liabilities as at 30 June 2024 (30 June 2023: Nil).

Other Commitments and Contingencies:

The Company has no other commitments and contingencies as at 30 June 2024 (30 June 2023: Nil).

Firetail Resources Limited

ABN 67 651 057 822

**NOTES TO THE FINANCIAL STATEMENTS
FOR THE YEAR ENDED 30 JUNE 2024**

NOTE 26: EVENTS AFTER REPORTING PERIOD

On 4 July 2024 the Company appointed Glenn Poole as Chief Executive Officer.

On 11 July 2024 the Company announced the completion of the Entitlement Offer and notification of Shortfall resulting in a total of 16,358,256 shares being issued to raise gross proceeds of \$654,330 before costs.

On 17 July 2024, Cai Kecheng resigned as Non-Executive Director of the Company to focus on other business commitments.

On 6 September 2024, the Company issued 2,000,000 fully paid ordinary shares to at an issue price of \$0.04 per share to raise gross proceeds of \$80,000 before costs. The shares were issued to Executive Chairman Brett Grosvenor and approved by shareholders at the Company's General Meeting on 8 August 2024.

On 19 September 2024, the Company appointed Glenn Poole as Managing Director and Executive Chair Brett Grosvenor transitioned to Non-Executive Chair.

On 25 September 2024, the Company issued 1,934,163 fully paid ordinary shares to the Lead Manager of the Placement and Entitlement Offer, as approved by shareholders at the Company's General Meeting on 8 August 2024.

On 25 September 2024, the Company issued 100,000,000 fully paid ordinary shares to York Harbour Metals Inc for consideration of a 49% interest (Stage 1 of the staged earn-in) in the York Harbour Project, as approved by shareholders at the Company's General Meeting on 8 August 2024.

On 25 September 2024, the Company issued 25,000,000 fully paid ordinary shares and 25,000,000 unlisted options exercisable at \$0.10 and expiring on 25 March 2027 to the facilitator of the York Harbour Project acquisition, as approved by shareholders at the Company's General Meeting on 8 August 2024.

No other matter or circumstance has arisen since the end of audited period which significantly affected or may significantly affect the operations of the Group, the results of those operations, or the state of affairs of the Group in future financial periods.

For personal use only

Firetail Resources Limited

ABN 67 651 057 822

DIRECTORS' DECLARATION

In the directors' opinion:

- the attached financial statements and notes comply with the *Corporations Act 2001*, the Accounting Standards, the *Corporations Regulations 2001* and other mandatory professional reporting requirements;
- the attached financial statements and notes comply with International Financial Reporting Standards as issued by the International Accounting Standards Board as described in Note 1 to the financial statements;
- the attached financial statements and notes give a true and fair view of the Group's financial position as at 30 June 2024 and of its performance for the financial year ended on that date;
- there are reasonable grounds to believe that the Group will be able to pay its debts as and when they become due and payable; and
- the attached Consolidated Entity Disclosure Statement is true and correct.

The directors have been given the declarations required by section 295A of the *Corporations Act 2001*.

Signed in accordance with a resolution of directors made pursuant to section 295(5)(a) of the *Corporations Act 2001*.

On behalf of the directors



Brett Grosvenor
Non-Executive Chair

Perth, 27th September 2024

For personal use only

INDEPENDENT AUDITOR'S REPORT TO THE MEMBERS OF FIRETAIL RESOURCES LIMITED

Report on the Audit of the Financial Report

Opinion

We have audited the financial report of Firetail Resources Limited ("the Company") and its subsidiaries ("the Consolidated Entity"), which comprises the consolidated statement of financial position as at 30 June 2024, the consolidated statement of profit or loss and other comprehensive income, the consolidated statement of changes in equity and the consolidated statement of cash flows for the year then ended, and notes to the financial statements, including material accounting policy information, the consolidated entity disclosure statement and the director's declaration.

In our opinion:

- a. the accompanying financial report of the Consolidated Entity is in accordance with the Corporations Act 2001, including:
 - (i) giving a true and fair view of the Consolidated Entity's financial position as at 30 June 2024 and of its financial performance for the year then ended; and
 - (ii) complying with Australian Accounting Standards and the Corporations Regulations 2001.
- b. the financial report also complies with International Financial Reporting Standards as disclosed in Note 1.

Basis for Opinion

We conducted our audit in accordance with Australian Auditing Standards. Our responsibilities under those standards are further described in the *Auditor's Responsibilities for the Audit of the Financial Report* section of our report. We are independent of the Consolidated Entity in accordance with the auditor independence requirements of the *Corporations Act 2001* and the ethical requirements of the Accounting Professional and Ethical Standards Board's *APES 110 Code of Ethics for Professional Accountants* (the Code) that are relevant to our audit of the financial report in Australia. We have also fulfilled our other ethical responsibilities in accordance with the Code.

We believe that the audit evidence we have obtained is sufficient and appropriate to provide a basis for our opinion.

Key Audit Matters

Key audit matters are those matters that, in our professional judgement, were of most significance in our audit of the financial report of the current period. These matters were addressed in the context of our audit of the financial report as a whole, and in forming our opinion thereon, and we do not provide a separate opinion on these matters.

| Key Audit Matter | How our audit addressed the Key Audit Matter |
|--|---|
| <p>Exploration and Evaluation</p> <p>As disclosed in note 6 to the financial statements, as at 30 June 2024, the Consolidated Entity's exploration and evaluation assets were carried at \$16,946,418.</p> <p>The recognition and recoverability of the exploration and evaluation assets was considered a key audit matter due to:</p> <ul style="list-style-type: none"> • The carrying value represents a significant asset of the Consolidated Entity, we considered it necessary to assess whether facts and circumstances existed to suggest the balance has been impaired; and • Determining whether impairment indicators exist involves significant judgement. | <p>Our audit procedures included but were not limited to:</p> <ul style="list-style-type: none"> • Assessing management's determination of its areas of interest for consistency with the definition in AASB 6 <i>Exploration and Evaluation of Mineral Resources</i> ("AASB 6"); • Assessing the Consolidated Entity's rights to tenure for a sample of tenements; • Testing the Consolidated Entity's additions to exploration and evaluation assets for the year by evaluating a sample of recorded expenditure for consistency to underlying records, the capitalisation requirements of the Consolidated Entity's accounting policy and the requirements of AASB 6; • Testing the status of the Consolidated Entity's tenure and planned future activities, reading board minutes and enquiries with management we assessed each area of interest for one or more of the following circumstances that may indicate impairment of the capitalised exploration costs: <ul style="list-style-type: none"> ○ The licenses for the rights to explore expiring in the near future or are not expected to be renewed; ○ Substantive expenditure for further exploration in the area of interest is not budgeted or planned; ○ Decision or intent by the Consolidated Entity to discontinue activities in the specific area of |

| Key Audit Matter | How our audit addressed the Key Audit Matter |
|------------------|--|
| | <div>interest due to lack of commercially viable quantities of resources; and</div> <div><div>○ Data indicating that, although a development in the specific area is likely to proceed, the carrying amount of the exploration asset is unlikely to be recorded in full from successful development or sale; and</div><div><div>• We also assessed the appropriateness of the related disclosures in note 6 to the financial statements.</div></div></div> |

Other Information

The directors are responsible for the other information. The other information comprises the information included in the Consolidated Entity’s annual report for the year ended 30 June 2024, but does not include the financial report and our auditor’s report thereon.

Our opinion on the financial report does not cover the other information and accordingly we do not express any form of assurance conclusion thereon.

In connection with our audit of the financial report, our responsibility is to read the other information and, in doing so, consider whether the other information is materially inconsistent with the financial report or our knowledge obtained in the audit or otherwise appears to be materially misstated.

If, based on the work we have performed, we conclude that there is a material misstatement of this other information, we are required to report that fact. We have nothing to report in this regard.

Responsibilities of the Directors for the Financial Report

The directors of the Company are responsible for the preparation of the financial report that gives a true and fair view in accordance with Australian Accounting Standards and the Corporations Act 2001 and for such internal control as the directors determine is necessary to enable the preparation of the financial report that gives a true and fair view and is free from material misstatement, whether due to fraud or error, and the consolidated entity disclosure statement that is true and correct and is free of misstatement, whether due to fraud or error. In Note 1, the directors also state in accordance with Australian Accounting Standard *AASB 101 Presentation of Financial Statements*, that the financial report complies with International Financial Reporting Standards.

In preparing the financial report, the directors are responsible for assessing the Consolidated Entity's ability to continue as a going concern, disclosing, as applicable, matters related to going concern and using the going concern basis of accounting unless the directors either intend to liquidate the Consolidated Entity or to cease operations, or has no realistic alternative but to do so.

Auditor's Responsibilities for the Audit of the Financial Report

Our objectives are to obtain reasonable assurance about whether the financial report as a whole is free from material misstatement, whether due to fraud or error, and to issue an auditor's report that includes our opinion. Reasonable assurance is a high level of assurance, but is not a guarantee that an audit conducted in accordance with the Australian Auditing Standards will always detect a material misstatement when it exists. Misstatements can arise from fraud or error and are considered material if, individually or in the aggregate, they could reasonably be expected to influence the economic decisions of users taken on the basis of this financial report.

As part of an audit in accordance with the Australian Auditing Standards, we exercise professional judgement and maintain professional scepticism throughout the audit. We also:

- Identify and assess the risks of material misstatement of the financial report, whether due to fraud or error, design and perform audit procedures responsive to those risks, and obtain audit evidence that is sufficient and appropriate to provide a basis for our opinion. The risk of not detecting a material misstatement resulting from fraud is higher than for one resulting from error, as fraud may involve collusion, forgery, intentional omissions, misrepresentations, or the override of internal control.
- Obtain an understanding of internal control relevant to the audit in order to design audit procedures that are appropriate in the circumstances, but not for the purpose of expressing an opinion on the effectiveness of the Consolidated Entity's internal control.
- Evaluate the appropriateness of accounting policies used and the reasonableness of accounting estimates and related disclosures made by the directors.
- Conclude on the appropriateness of the directors' use of the going concern basis of accounting and, based on the audit evidence obtained, whether a material uncertainty exists related to events or conditions that may cast significant doubt on the Consolidated Entity's ability to continue as a going concern. If we conclude that a material uncertainty exists, we are required to draw attention in our auditor's report to the related disclosures in the financial report or, if such disclosures are inadequate, to modify our opinion. Our conclusions are based on the audit evidence obtained up to the date of our auditor's report. However, future events or conditions may cause the Consolidated Entity to cease to continue as a going concern.
- Evaluate the overall presentation, structure and content of the financial report, including the disclosures, and whether the financial report represents the underlying transactions and events in a manner that achieves fair presentation.
- Obtain sufficient appropriate audit evidence regarding the financial information of the entities or business activities within the Consolidated Entity to express an opinion on the financial report. We are responsible for the direction, supervision and performance of the Consolidated Entity audit. We remain solely responsible for our audit opinion.

We communicate with the directors regarding, among other matters, the planned scope and timing of the audit and significant audit findings, including any significant deficiencies in internal control that we identify during our audit.

We also provide the directors with a statement that we have complied with relevant ethical requirements regarding independence, and to communicate with them all relationships and other matters that may reasonably be thought to bear on our independence, and where applicable, related safeguards.

From the matters communicated with the directors, we determine those matters that were of most significance in the audit of the financial report of the current period and are therefore the key audit matters. We describe these matters in our auditor's report unless law or regulation precludes public disclosure about the matter or when, in extremely rare circumstances, we determine that a matter should not be communicated in our report because the adverse consequences of doing so would reasonably be expected to outweigh the public interest benefits of such communication.

Report on the Remuneration Report

We have audited the Remuneration Report included in the directors' report for the year ended 30 June 2024. The directors of the Company are responsible for the preparation and presentation of the remuneration report in accordance with s 300A of the Corporations Act 2001. Our responsibility is to express an opinion on the remuneration report, based on our audit conducted in accordance with Australian Auditing Standards.

Auditor's Opinion

In our opinion, the Remuneration Report of Firetail Resources Limited, for the year ended 30 June 2024, complies with section 300A of the Corporations Act 2001.



HALL CHADWICK WA AUDIT PTY LTD



D M BELL CA

Director

Dated this 27th day of September 2024
Perth, Western Australia

Firetail Resources Limited

ABN 67 651 057 822

SHAREHOLDER INFORMATION

The following additional information is required by the Australian Securities Exchange Ltd in respect of listed public companies only. The information is current as at 27 September 2024.

1. Shareholding

a. Distribution of Shareholders

(i) Ordinary share capital

- 331,247,975 fully paid shares held by 1,320 shareholders. All issued ordinary share carry one vote per share and carry the rights to dividends.

| Category (size of holding) | Class of Equity Security | | |
|----------------------------|--------------------------|----------------------------|----------------|
| | Number of Holders | Fully Paid Ordinary Shares | Percentage |
| 1 - 1,000 | 98 | 32,776 | 0.01% |
| 1,001 – 5,000 | 289 | 982,494 | 0.30% |
| 5,001 – 10,000 | 208 | 1,609,200 | 0.49% |
| 10,001 – 100,000 | 488 | 18,952,168 | 5.72% |
| 100,001 – and over | 237 | 309,671,337 | 93.48% |
| TOTAL | 1,320 | 331,247,975 | 100.00% |

- b. The number of shareholdings held in less than marketable parcels is 401 shareholders amounting to 1,086,471 shares. The Company had the following substantial shareholders at the date of this report.

Fully Paid Ordinary Shares

| Holder | Number | % |
|--------------------------------|-------------|-------|
| YORK HARBOUR METALS INC. | 100,000,000 | 30.19 |
| HONG KONG JAYSON MINING CO LTD | 19,611,111 | 5.92 |

c. Voting Rights

The voting rights attached to each class of equity security are as follows:

Ordinary shares

- Each ordinary share is entitled to one vote when a poll is called, otherwise each member present at a meeting or by proxy has one vote on a show of hands.

For personal use only

Firetail Resources Limited

ABN 67 651 057 822

SHAREHOLDER INFORMATION

d. 20 Largest holders of quoted equity securities (fully paid ordinary shares)

| | Name | Number Held | Percentage % |
|-----|---|--------------------|---------------|
| 1. | YORK HARBOUR METALS INC | 100,000,000 | 30.19% |
| 2. | CITICORP NOMINEES PTY LIMITED | 33,462,383 | 10.10% |
| 3. | THUNDERBIRD RESOURCES LIMITED | 16,500,000 | 4.98% |
| 4. | J P MORGAN NOMINEES AUSTRALIA PTY LIMITED | 13,500,000 | 4.08% |
| 5. | PRIVATE EQUITY PTY LTD | 12,500,000 | 3.77% |
| 6. | KLUANE CAPITAL FZCO | 12,500,000 | 3.77% |
| 7. | SPARTAN RESOURCES LIMITED | 12,401,278 | 3.74% |
| 8. | SALVADOR CONSULTING PTY LTD <THE B & U FAMILY A/C> | 5,911,112 | 1.78% |
| 9. | BNP PARIBAS NOMINEES PTY LTD <IB AU NOMS RETAILCLIENT> | 5,389,968 | 1.63% |
| 10. | SUNSET CAPITAL MANAGEMENT PTY LTD <SUNSET SUPERFUND A/C> | 3,959,711 | 1.20% |
| 11. | MR ROBERT ANDREW JEWSON | 3,432,220 | 1.04% |
| 12. | A22 PTY LIMITED | 2,500,000 | 0.75% |
| 13. | SISU INTERNATIONAL PTY LTD | 2,444,444 | 0.74% |
| 14. | KITARA INVESTMENTS PTY LTD <KUMOVA #1 FAMILY A/C> | 2,164,394 | 0.65% |
| 15. | KITARA INVESTMENTS PTY LTD | 2,000,000 | 0.60% |
| 16. | KINGARTH PTY LTD | 2,000,000 | 0.60% |
| 17. | MR JIUMIN YAN | 1,954,004 | 0.59% |
| 18. | 708 CAPITAL PTY LTD | 1,934,163 | 0.58% |
| 19. | MR SIMON LAWSON | 1,820,925 | 0.55% |
| 20. | WARWICK DAVID SMYTH <THE SMYTH DISCRETIONARY A/C> | 1,600,000 | 0.48% |
| | | 237,974,602 | 71.84% |

2. The name of the Company Secretary is Mr Craig McNab.

3. The address of the registered office and principal place of business in Australia is T2, 64-68 Hay Street Subiaco WA 6008.

4. Registers of securities are held at the following address:
Registry Direct Limited
33 Melrose Street
Sandringham VIC 2000

5. Stock Exchange Listing

Quotation has been granted for all the ordinary shares of the company on the Australian Securities Exchange Limited.

6. Restricted Securities

The Company has no restricted securities on issue as at the date of this report.

Firetail Resources Limited

ABN 67 651 057 822

SHAREHOLDER INFORMATION

7. Unquoted Securities

The Company has the following unquoted securities on issue as at the date of this report:

- 5,500,000 options exercisable at \$0.30 on or before 20 January 2025 held by 7 holders
- 1,500,000 options exercisable at \$0.30 on or before 5 April 2025 held by 1 holder
- 25,000,000 options exercisable at \$0.10 on or before 25 March 2027 held by 2 holders
- 2,550,000 Class A Performance Rights held by 13 holders
- 2,550,000 Class B Performance Rights held by 13 holders
- 14,425,000 Class D Performance Rights held by 18 holders

For personal use only

Firetail Resources Limited

ABN 67 651 057 822

SCHEDULE OF EXPLORATION TENEMENTS

The information in the table below is current as at 27 September 2024.

| Project | Tenement | Beneficial Interest |
|--------------|-------------|---|
| Paterson | E 45/5358 | FTL 100% |
| Paterson | E 45/5391 | FTL 100% |
| Paterson | E 45/5397 | FTL 100% |
| Paterson | E 45/5407 | FTL 100% |
| Yalgoo | M 59/358 | FTL 100% |
| Ashburton | E 08/3472 | FTL 100% |
| Paterson | E 45/6244 | Application – FTL 100% |
| Yalgoo | E 59/2543 | Li Rights |
| Yalgoo | E 59/2830 | Li Rights |
| Yalgoo | E 59/2289 | Li Rights |
| Yalgoo | E 59/2140-I | Li Rights |
| Yalgoo | P 59/2134 | Li Rights |
| Yalgoo | E 59/2252 | Li Rights (Premier 1 Lithium Agreement) |
| Yalgoo | M 59/384 | Li Rights |
| Yalgoo | E 59/2284 | Li Rights |
| Yalgoo | E 59/2077 | Li Rights |
| Yalgoo | E 59/2456 | Li Rights |
| Yalgoo | E 59/2458 | Li Rights |
| Yalgoo | E 59/2295 | Li Rights |
| Yalgoo | E 59/2469 | Li Rights |
| Yalgoo | E 59/2364 | Li Rights |
| Dalgaranga | E 59/2150 | Li Rights |
| Yalgoo | M 59/57 | Li Rights |
| Yalgoo | P 59/2158 | Li Rights |
| Yalgoo | E 59/2363 | Li Rights |
| Yalgoo | E 59/2534 | Li Rights |
| Dalgaranga | E 59/2053 | Li Rights |
| Yalgoo | P 59/2086 | Li Rights |
| Yalgoo | P 59/2087 | Li Rights |
| Egerton | E 52/3894 | Li Rights |
| Egerton | E 52/3756 | Li Rights |
| Yalgoo | M 59/767 | Application - Li Rights |
| Yalgoo | E 59/2831 | Application - Li Rights |
| Yalgoo | E 59/2832 | Application - Li Rights |
| Mt Slopeaway | EPM 26816 | FTL 100% |
| Mt Slopeaway | EPM 26848 | FTL 100% |
| Picha | 01-03853-05 | FTL 70% |
| Picha | 01-03854-05 | FTL 70% |
| Picha | 01-00578-07 | FTL 70% |
| Picha | 01-04638-08 | FTL 70% |
| Picha | 01-01161-21 | FTL 70% |
| Picha | 01-01162-21 | FTL 70% |
| Picha | 0101163-21 | FTL 70% |

Firetail Resources Limited**ABN 26 649 994 669**

| Project | Tenement | Beneficial Interest |
|----------|-------------|---------------------|
| Picha | 01-01164-21 | FTL 70% |
| Picha | 01-01165-21 | FTL 70% |
| Picha | 01-01166-21 | FTL 70% |
| Picha | 01-01167-21 | FTL 70% |
| Picha | 01-01168-21 | FTL 70% |
| Picha | 01-01169-21 | FTL 70% |
| Picha | 01-01170-21 | FTL 70% |
| Picha | 01-01171-21 | FTL 70% |
| Picha | 01-01172-21 | FTL 70% |
| Picha | 01-01173-21 | FTL 70% |
| Picha | 01-01174-21 | FTL 70% |
| Picha | 01-01175-21 | FTL 70% |
| Picha | 01-01176-21 | FTL 70% |
| Picha | 01-00151-22 | FTL 70% |
| Picha | 01-00150-22 | FTL 70% |
| Picha | 01-00152-22 | FTL 70% |
| Picha | 01-00149-22 | FTL 70% |
| Picha | 01-02253-22 | FTL 70% |
| Picha | 01-02254-22 | FTL 70% |
| Picha | 01-02255-22 | FTL 70% |
| Charaque | 01-00653-22 | FTL 70% |
| Charaque | 01-00654-22 | FTL 70% |
| Charaque | 01-00652-22 | FTL 70% |
| Charaque | 01-00655-22 | FTL 70% |
| Charaque | 01-00656-22 | FTL 70% |
| Charaque | 01-00657-22 | FTL 70% |
| Charaque | 01-00658-22 | FTL 70% |
| Charaque | 01-00659-22 | FTL 70% |

For personal use only

STATEMENT OF MINERAL RESERVES AND RESOURCES

MINERAL RESOURCES – MT SLOPEAWAY PROJECT

| Cut-off | Category | Mass (Mt) | Ni% | Co% | Mn% |
|---------|----------|-----------|-----|-----|-----|
| 0.1% | Inferred | 4 | 1 | 0.2 | 1 |

COMPETENT PERSON STATEMENT - EXPLORATION

The information in this report relating to exploration results is based on, and fairly represents information compiled by Mr Glenn Poole, a Competent Person who is a Member of the Australasian Institute of Mining and Metallurgy and has sufficient experience relevant to the style of mineralisation and type of deposit under consideration, and to the activity which he has undertaken, to qualify as a Competent Person as defined in the 2012 Edition of the Joint Ore Reserves Committee (JORC) Australasian Code for Reporting of Exploration Results, Mineral Resources and Ore Reserves. Mr Poole consents to the inclusion in this announcement of the matters based on this information in the form and context in which it appears.

COMPLIANCE STATEMENT – MINERAL RESOURCES

The information in this Report that relates to the Mt Slopeaway Mineral Resource Estimate is based on, and fairly represents, information and supporting documentation compiled by Mr Robert Wason BSc (Hons) Geology, MSc (Mining Geology), a Competent Person who is a Member of the Australasian Institute of Mining and Metallurgy. Mr Wason is an employee of Mining Insights. Mr Wason has sufficient experience that is relevant to the Technical Assessment of the Mineral Assets under consideration, the style of mineralisation and type of deposit under consideration and to the activity being undertaken to qualify as a Practitioner as defined in the 2015 Edition of the "Australasian Code for the public reporting of technical assessments and Valuations of Mineral Assets", and as a Competent Person as defined in the 2012 Edition of the "Australasian Code for Reporting of Exploration Results, Mineral Resources and Ore Reserves".

For personal use only



A T2, 64-68 Hay Street, Subiaco WA 6008
T +61 (08) 9322 2338
E info@firetailresources.com.au

ASX:FTL
firetailresources.com.au

For personal use only