

ANNUAL REPORT 2024

For personal use only



SOLSTICE MINERALS LIMITED
2024 ANNUAL REPORT
ACN 150 154 162

Contents

Contents	2
Corporate Directory.....	3
Letter from the Chairman	4
Corporate Overview	5
Review of Operations	7
Directors’ Report	21
Consolidated Statement of Profit or Loss and Other Comprehensive Income	41
Consolidated Statement of Financial Position.....	42
Consolidated Statement of Change in Equity	43
Consolidated Statement of Cash Flows	44
Notes to and Forming Part of the Consolidated Financial Statements	45
Consolidated Entity Disclosure Statement	76
Directors’ Declaration.....	77
Auditor’s Independence Declaration.....	78
Independent Auditor’s Report.....	79
Corporate Governance Statement.....	83
ASX Additional Information	84

For personal use only

Corporate Directory

Directors	Mr Matthew Yates: Non-Executive Chairman Mr Nick Castleden: Managing Director Mr Alastair Morrison: Non-Executive Director Mr Michael Klessens: Non-Executive Director (retired) Mr Michael Emery: Non-Executive Director
Joint Company Secretary	Mr James Doyle Mrs Silfia Morton
Registered and Principal Office	Unit 2, 454 Roberts Road Subiaco WA 6008 PO Box 273 Subiaco WA 6904
Contact Details	www.solsticeminerals.com.au Telephone: +61 9200 1838
Share Registry	Automic Pty Ltd Level 5, 126 Phillip Street Sydney NSW 2001 Telephone: 1300 288 664 International: +61 9698 5414
Securities Exchange	Australian Securities Exchange (ASX:SLS, SLSO) Level 40, Central Park 152-158 St Georges Terrace Perth WA 6000
Solicitors	Steinpreis Paganin 16 Milligan Street Perth WA 6000
Auditor	William Buck Audit (WA) Pty Ltd Level 3, 15 Labouchere Road South Perth WA 6151

For personal use only

Letter from the Chairman

Dear Shareholder,

On behalf of the Board, it gives me great pleasure to welcome you to the third Annual Report of Solstice Minerals Limited (the **Company or Solstice**).

The Company's well credentialed Board and management team with extensive experience, in the discovery and development of large-scale gold mines in both Africa and Australia have worked hard during the year to generate significant gold exploration targets on the Company's sizable land holding in the Eastern Goldfields of Western Australia (**WA**). Significant work programs have been completed and are currently underway.

The search broadened in scope to cover not only gold, copper and nickel, but also platinum group elements, lithium and rare earth elements. However, given the recent weaker sentiment toward the battery metal space and structural challenges in the nickel sector, the Company's primary focus going forward remains with gold and copper.

The Company holds three key project areas: Yarri, Ringlock and Ponton (the **Projects**) located within 250km of Kalgoorlie (see Figure 1). The Projects comprise approximately 2,130km² and are prospective for orogenic-style gold mineralisation, with the Ringlock Project also prospective for komatiite hosted nickel sulphide mineralisation. The Yarri Project is also gifted with major mining operations and mining infrastructure adjacent to all tenure.

The maiden Mineral Resource Estimate (**MRE**) of ~180,000 oz gold delivered for the Hobbes Gold Project presented an opportunity to capitalise on the proximal mining operations with its sale to Northern Star Limited for \$12.5m. This puts the Company in an enviable position of \$17.5m in cash as at June 30 2024 with no debt and demonstrates the Company's willingness to both monetise assets that it deems non standalone, and rationalise the portfolio as it moves forward.

A suite of significant aircore drill targets were generated and tested during the year with several demanding follow-up and infill drilling. Compilation of historical work has delivered advanced reverse circulation (**RC**) drill targets at Bluetooth and Statesman Well. These targets provide a pipeline of opportunities for the Company going forward.

The strong cash position of \$17.5m presents an excellent opportunity to pursue new business development opportunities both in WA and other jurisdictions. The Board remains focussed on growth and delivering enhanced value to its shareholders.

On behalf of the Board, we thank you for your continued support as a shareholder and look forward to the coming year with enthusiasm and optimism whilst continuing to share the exciting journey ahead with you.

Yours sincerely

Matthew Yates
Non-Executive Chairman

For personal use only

Corporate Overview

Company Profile

Solstice Minerals Limited (Solstice or the Company) is a mineral exploration company with gold and base metal projects in the Eastern Goldfields of Western Australia. Solstice has been listed on the Australian Securities Exchange since 2 May 2022, when it demerged from OreCorp Limited, and trades under the code 'SLS'. The Company is well funded with no debt.

Solstice's Board and management have been responsible for the exploration and development of several large and diverse mining and exploration projects, domestically and overseas covering every aspect of exploration and mining process, starting from the initial stages of exploration to development and operation.

The Company is focussed on its wholly owned Yarri Project which covers approximately 1,500 km² and extends over 100 km of strike in prime gold exploration terrain around the Keith-Kilkenny Tectonic Zone (KKTZ) and Laverton Tectonic Zone (LTZ). Both Zones are craton-scale structural features known to control gold mineralisation and have the potential to deliver company-scale gold systems. Solstice also has the Ponton Project (420km²), the Ringlock Project (83km²) and a licence application in the Ashburton region (106km²).

Solstice's Vision

The Company's ultimate vision is to be a mid-tier mining company, generating superior returns for its shareholders, while providing positive benefits for its stakeholders, through exploration, acquisition, development and mining with a focus on gold and base metals.

Solstice's Values

- Teamwork – collaborating and working safely and responsibly in partnership with all stakeholders
- Integrity – acting lawfully, ethically and responsibly with fairness and transparency
- Respect – valuing diversity and inclusiveness, treating others with care and dignity
- Innovation – encouraging innovation and entrepreneurship
- Commitment – giving our all to all that we do
- Delivery – doing what we say we will do

Solstice's Mission

The Company will achieve this vision through a purposeful focus on the following themes in its business:

- Identifying and/or acquiring projects within prospective mineral provinces;
- Exploring in a scientifically rigorous, innovative, environmentally and socially responsible manner;
- Developing and mining in a cost-effective, sustainable, efficient and responsible manner to realise stakeholder value;
- Respecting the rights and interests of native title holders and Traditional Custodian groups to protect and promote Indigenous history and culture;
- Upholding the Company's strong principles of governance and adherence to Company policies;
- Safeguarding the health and safety of all stakeholders;
- Continuously improving its systems and processes;
- Developing its people and recognising superior performance; and
- Fostering mutually beneficial relationships with its stakeholders.

For personal use only

Corporate Overview (Continued)

Sustainable Development

Solstice believes the success of its business is underpinned by a strong commitment to all aspects of sustainable development with an integrated approach to economic, social and environmental management and effective corporate governance.

Health and Safety

The Company believes that sound occupational health and safety management practices are in the best interests of its employees, its business, its shareholders, and the communities in which it operates. Solstice is committed to achieving the highest performance in occupational health and safety to create and maintain a safe and healthy environment at the workplace.

The Company seeks to eliminate work-related incidents, illnesses and injuries by identifying, assessing and where reasonably practical, eliminating or otherwise controlling hazards. Solstice is pleased to report that there were no Lost Time Injuries sustained during the year ended 30 June 2024.

Environment

Solstice regards caring for the environment as an integral part of its business and is committed to operating in a responsible manner which minimises its impact on the environment.

The Company seeks to ensure that throughout all phases of activity personnel and contractors give proper consideration to the care of the community, flora, fauna, land, air and water. To fulfil this commitment Solstice will:

- Comply with applicable environmental laws and regulations;
- Implement and maintain effective environmental management systems;
- Integrate environmental factors into decision-making throughout the mining lifecycle;
- Assess the potential environmental effects of its activities and manage environmental risk;
- Regularly monitor and strive to continually improve its environmental performance;
- Rehabilitate the environment affected by Company activities;
- Promote environmental awareness among personnel and contractors to increase understanding of their roles and responsibilities in relation to environmental management; and
- Consult and communicate openly with host communities, governments and other stakeholders.

During the year, there were no reportable environmental incidents.

Stakeholder Relations

Solstice seeks to develop and maintain positive, enduring relationships with its host communities by striving for mutual understanding of each other's needs and aspirations.

Commensurate with the level of its activities Solstice commits to support:

- Ongoing consultation with local communities and public authorities;
- Open and transparent communication about activities that might affect the host community;
- Mitigation, management and monitoring plans that meet applicable standards;
- Local sourcing of supplies, services and labour as much as possible; and
- Technology transfer and training to both individuals and related institutions.

Review of Operations

Introduction

Solstice is actively exploring for gold, base and battery metals in the Eastern Goldfields of Western Australia, with a focus on defining and testing new exploration targets of standalone scale. The Company considers the Eastern Goldfields as the premier exploration and project development terrain in Australia and believes that there are still important discoveries to be made on the back of careful compilation and targeting work.

The Company currently has granted licences and licence applications covering approximately 2,236km² in the Eastern Goldfields, allowing a large canvas to define and test new exploration ideas. This includes the extensive Yarri Project gold landholding, an early-stage gold project at Ponton and the high-grade Ringlock Project (Figure 1). The Company also has one licence application in the Ashburton Region covering 106 km².

For personal use only

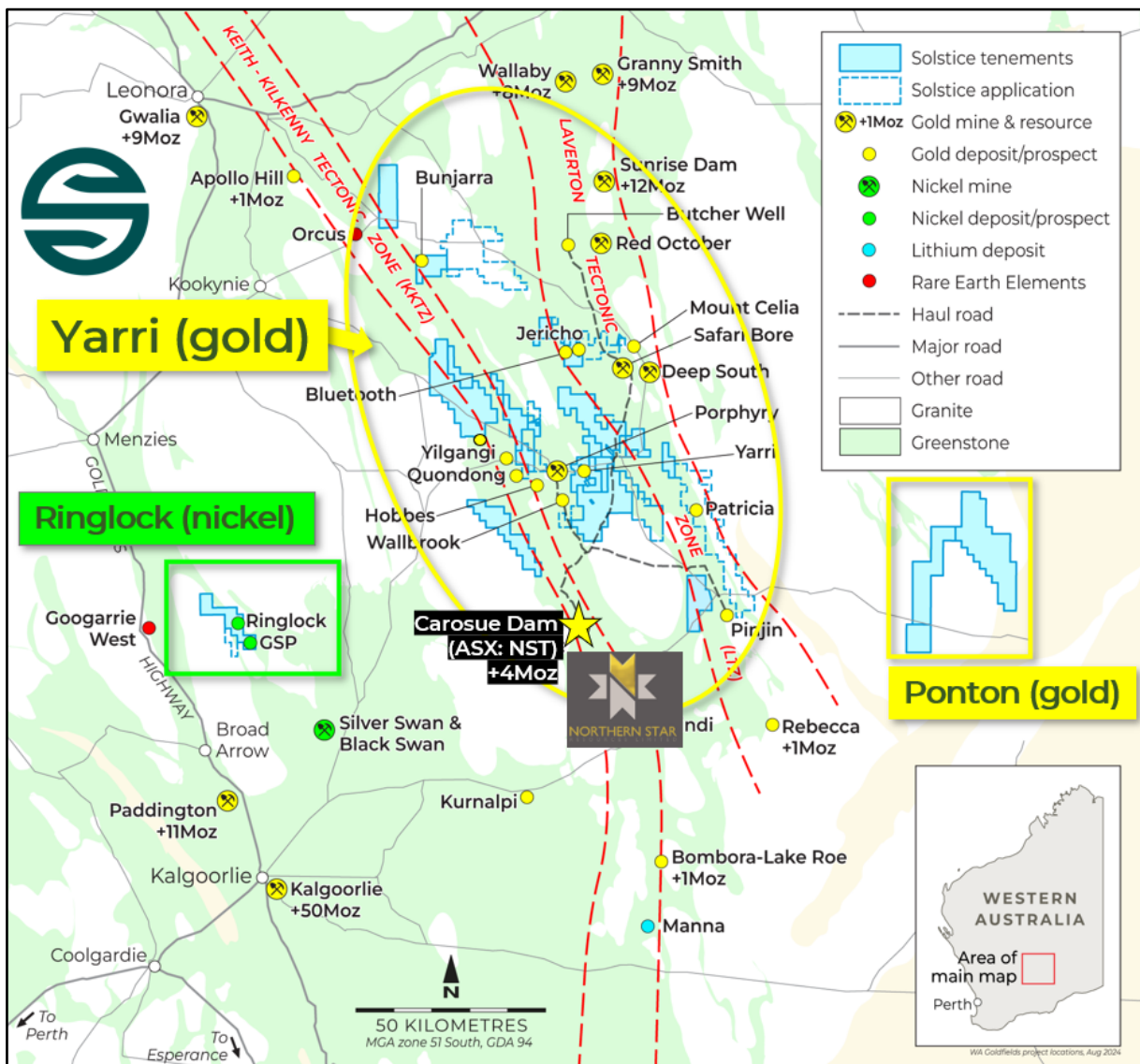


Figure 1: Location of Solstice's Eastern Goldfields WA Projects with Regional Geology

Yarri Project (Gold)

The Company's Yarri Project extends over more than 100km strike and covers prime gold exploration terrain around the Keith-Kilkenny Tectonic Zone (KKTZ) and the Laverton Tectonic Zone (LTZ). Both Zones are craton-scale structural features known to control gold mineralisation in this part of the Eastern Goldfields and the potential of the area to deliver company-scale gold

Review of Operations (Continued)

systems is demonstrated by Northern Star Resources' Carosue Dam Operations located 36km to the south (Figure 1), that has reported Mineral Resources totalling 4.1Moz gold¹ at 2.1g/t.

In April 2024 the Company divested its 80% interest in Hobbes Exploration Licence E31/1117 to a subsidiary of Northern Star Resources for A\$10m. The remaining 20% interest that was held by an unrelated private company was also sold on substantially the same terms. In parallel with the sale, Solstice will purchase a legacy performance obligation to the minority partner for \$150,000 cash.

The sale of Hobbes has strengthened Solstice's cash position to \$17.5m as at 30 June 2024. This strong financial position enables Solstice to continue to explore its highly prospective portfolio of WA gold targets, as well as to evaluate new projects that complement its existing asset base.

The geological and geochemical learnings as a result of the Hobbes discovery are being applied to Solstice's regional Yarri Project exploration programs where Solstice sees excellent potential to replicate the Hobbes success.

For personal use only

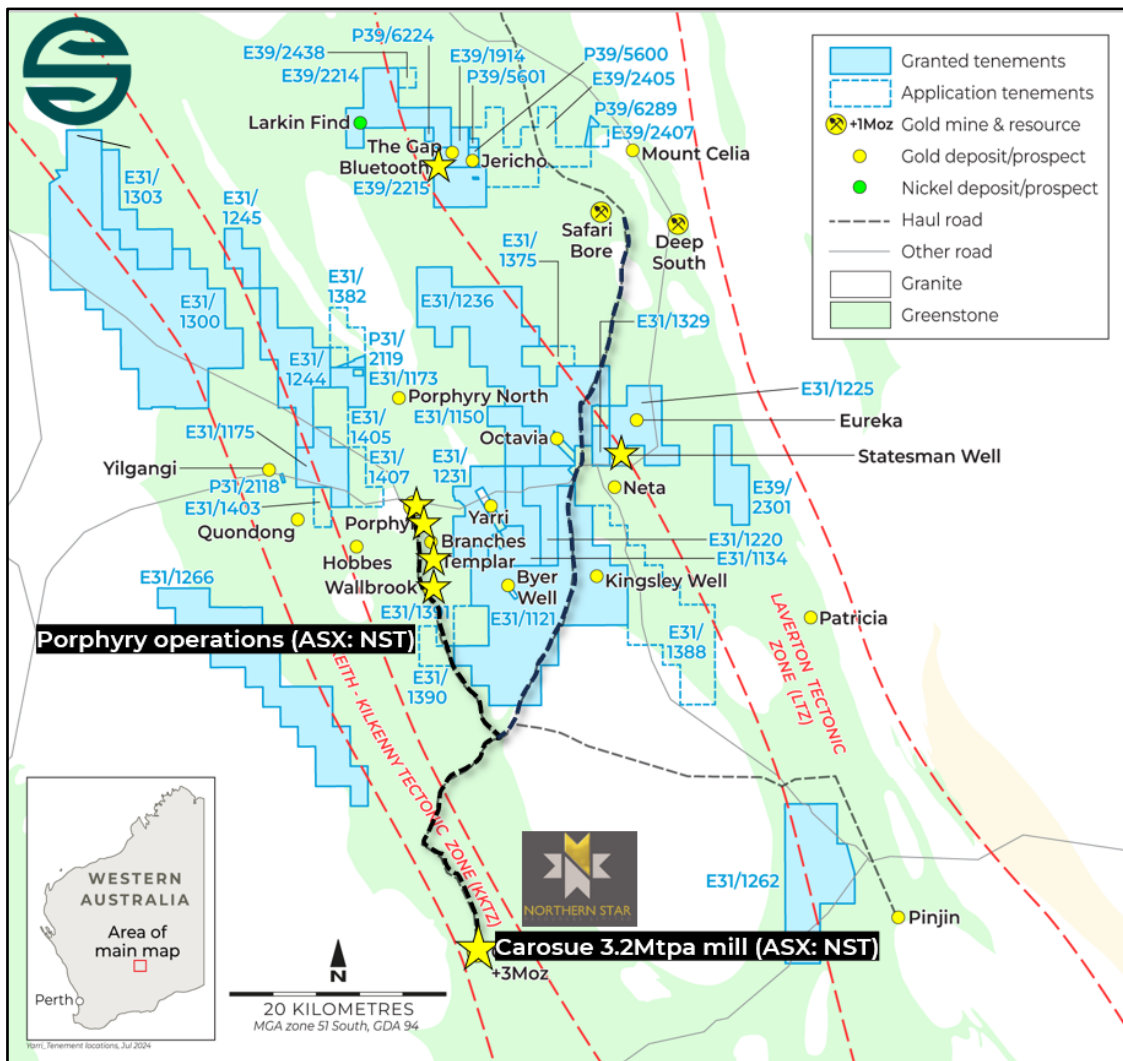


Figure 2: Yarri Project (Southern Portion) with Regional Geology Showing Solstice's Core Tenements and Gold Prospects

¹ Refer to ASX:NST, Mineral Resources Statement for 12 Months ended 31 March 2023. Published on www.nsr ltd.com/our-assets/resources-and-reserves.

Review of Operations (Continued)

Yarri Regional Gold Exploration (Solstice 100%)

Solstice's highly experienced geological team continued an active field exploration, compilation, and target validation program throughout the regional tenement holdings to bring forward the next tier of high-quality targets on the Yarri tenure for prioritisation and first-pass aircore drill-testing.

The Company sees excellent potential to identify new standalone-scale gold systems in under-explored structural and lithological targets, particularly below the widespread transported cover. During the year first pass aircore drilling was completed at the **Box Soak, Bunjarra, Wallbrook South, Statesman Well, Bluetooth, Boyce** and **Edjudina Range** Target areas (Figure 3).

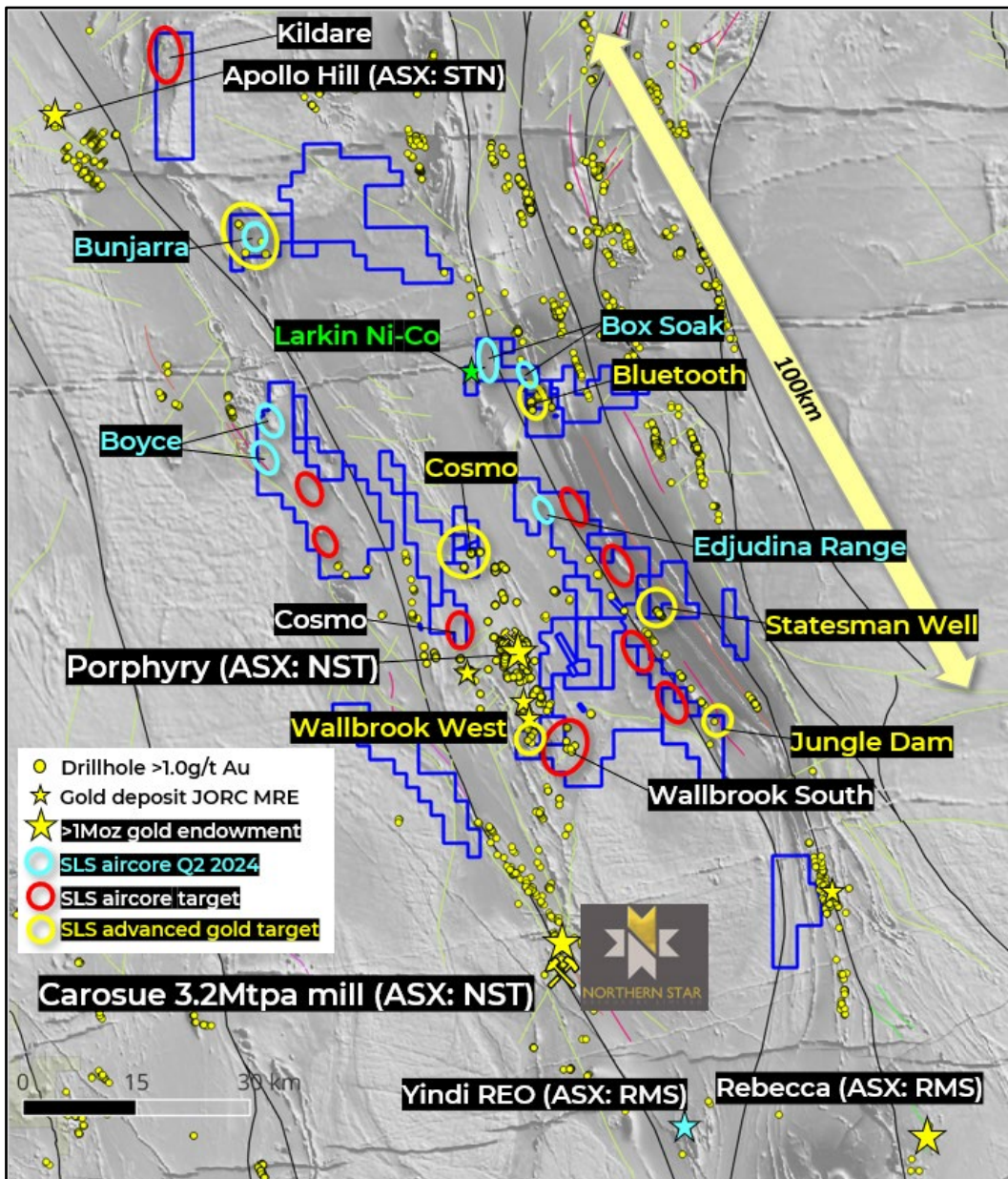


Figure 3: Yarri regional tenement group showing greenfield gold targets scheduled for first-pass aircore drilling (red), areas where first-pass aircore drilling was carried out during Q2 2024 (light blue) and advanced gold targets (yellow). Yellow dots are historical drillholes with >1g/t Au gold intercept.

For personal use only

Review of Operations (Continued)

Box Soak Targets

The Box Soak tenement group lies approximately 40km north of Northern Star Resources' (ASX: NST) Porphyry mining centre, 40km southwest of AngloGold Ashanti's (ASX: AGG) Sunrise Dam gold deposit (Figure 3) and sits in a promising regional structural setting along strike from gold mineralisation.

First-pass aircore drilling of new gold targets on the Box Soak tenure has returned broad zones of gold anomalism in initial composite sampling². Anomalism sits at relatively shallow depths on multiple consecutive drill traverses over 800m of strike, and reports to silicified and sulphide altered rocks typical of known gold mineralised zones in the district.

Drilling focussed on the eastern portion of licence, particularly targeting the strike extensions of a mineralised structural corridor in adjoining tenure. The target is covered by a blanket of shallow transported material shedding from a nearby chert and banded iron formation (BIF) ridge, and this has limited the effectiveness of previous exploration. Prospectivity is supported by a recent RC and diamond drill out on adjoining tenure immediately along strike to the north (Figure 4).

Composite sampling of this initial phase of drilling has returned wide zones of gold anomalism toward end of hole (EOH), including 5m @ 0.42g/t Au from 34m in BOXAC021, 10m @ 0.20g/t Au from 21m in BOXAC002, 5m @ 0.23g/t Au from 44m in BOXAC024, and 5m @ 0.23g/t Au from 36m in BOXAC029, Figure 5.

For personal use only

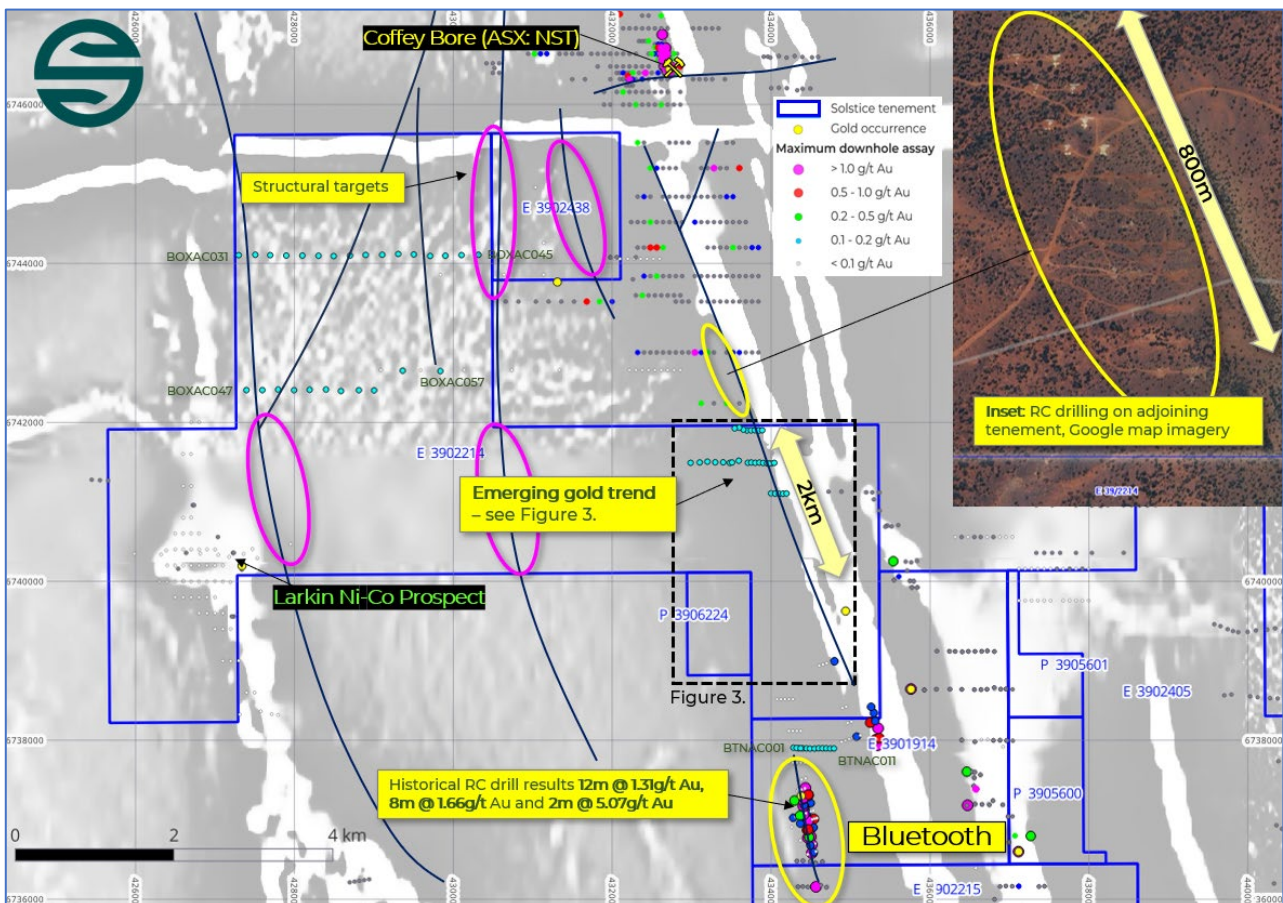


Figure 4: Box Soak tenure on aeromagnetic imagery showing locations of June 2024 aircore traverses (light blue collars, labelled) and all Open File drill collars with peak downhole gold values. Google Earth inset shows RC drilling activity immediately north of Licence boundary.

² Refer to ASX: SLS announcement dated 15 July 2024

Review of Operations (Continued)

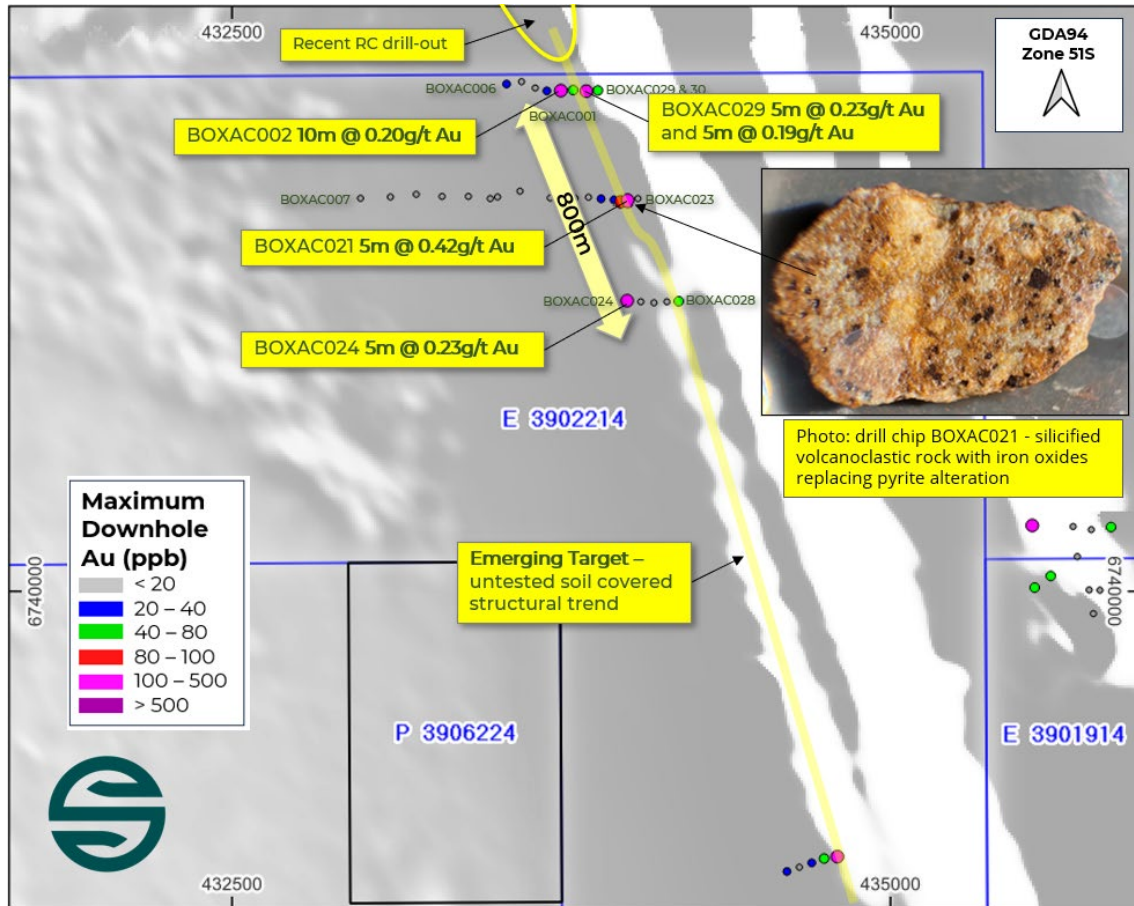


Figure 5: Box Soak gold trend on aeromagnetic image and all existing drill collars, June 2024 aircore drilling (labelled) and significant anomalous gold results in composite sampling (yellow text boxes).

The Company is highly encouraged by these first-pass results, which validate the belief that the Box Soak Licence has the ingredients to deliver commercial grade gold mineralisation. The setting is known to be mineralised, with the Moody's Reward gold deposit located approximately 12km to the north on the same structure. Mineral Resources at Moody's were most recently quantified³ by Saracen Gold Mines and reported at 110,000ozs contained gold @ 1.6g/t Au.

Bunjarra Targets

The Bunjarra Licence lies approximately 70km northwest of Northern Star Minerals' (ASX: NST) Porphyry mining centre, 20km east of Saturn Metals' (ASX: STN) Apollo Hill gold deposit and sits in a promising structural setting along strike from a significant gold drill-out to the south (Figure 5). The geology is covered by a blanket of shallow transported alluvial material that has limited the effectiveness of previous exploration.

Solstice's 2023 reconnaissance drilling at Bunjarra⁴, and drilling by previous explorers⁵ has established gold anomalism throughout this structurally complex target area, including significant results of 1m @ 14.8g/t Au, 2m @ 2.42g/t Au, 4m @ 1.06g/t Au, 2m @ 1.85g/t Au and 2m @ 0.93g/t Au EOH (Figure 6).

³ Refer to ASX: SAR 10 December 2020 "Scheme Booklet registered with ASIC"

⁴ Refer to ASX: SLS 10 October 2023 "Greenfield Gold Drilling Identifies New Prospects".

⁵ Refer to ASX: ORR 8 February 2022 "Exploration Update Eastern Goldfields Western Australia".

Review of Operations (Continued)

Geological mapping has also located gold-bearing quartz veining in a small area of outcrop in the northern part of the Licence, including rock-chip results to 6.67g/t Au⁶.

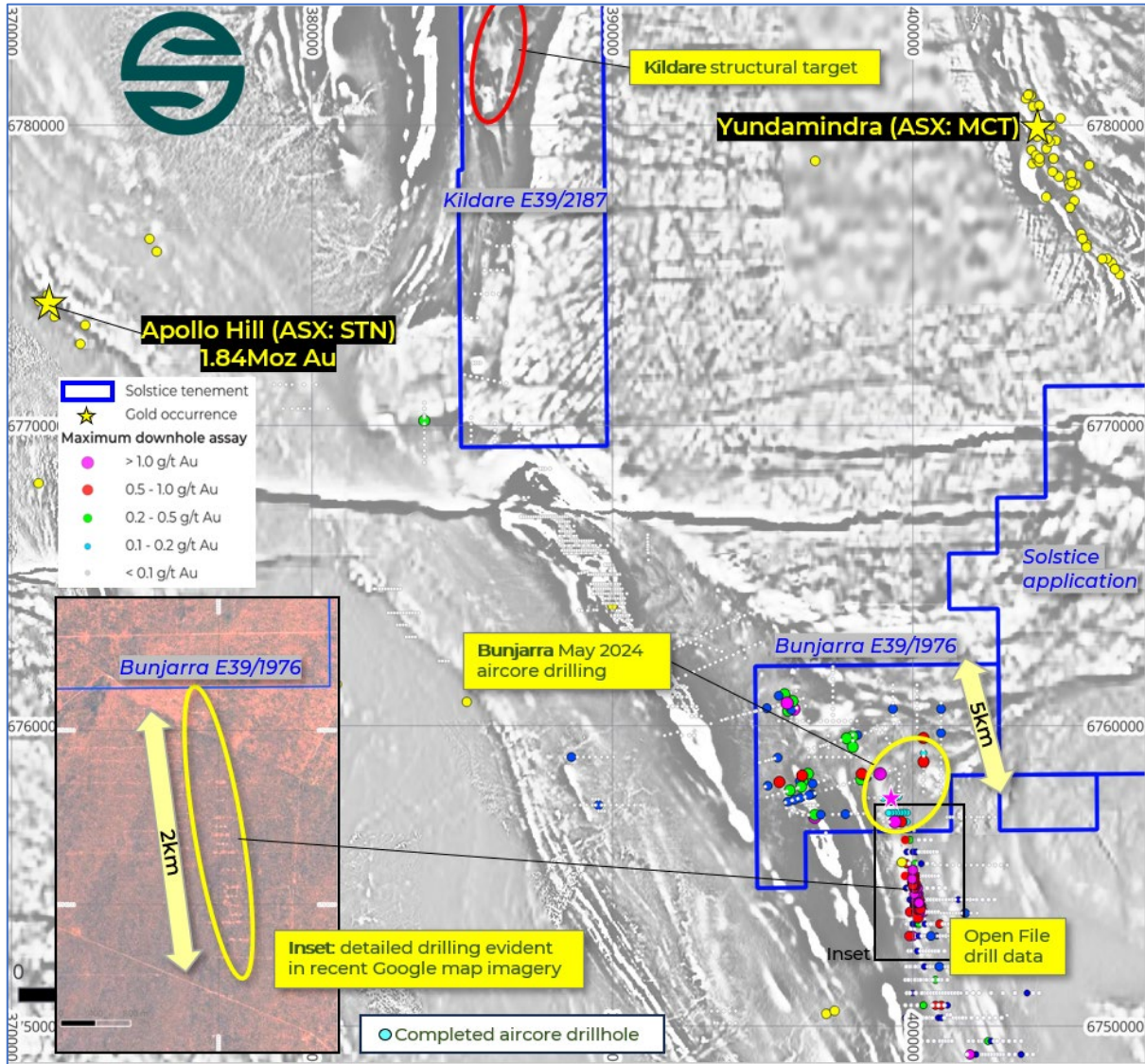


Figure 6: Bunjarra and Kildare tenure on aeromagnetic imagery and Solstice and Open File drill collars with peak downhole gold values. Google Earth inset shows drilling activity immediately south of Licence boundary.

During May 2024 the Company drilled an additional 18 aircore holes at 100m spacing, for a total 1,470m focussing on the south-eastern portions of the Bunjarra Licence, particularly the strike extensions of a magnetic and structural corridor that hosts fresh rock gold mineralisation in adjoining tenure (Figure 7).

Composite sampling of this phase of drilling has returned gold anomalism close to EOH, including 5m @ 0.87g/t Au from 77m in BJWAC0041, and 5m @ 0.10g/t Au from 95m in BJWAC000477. Anomalism in the area continues to be found where the geology becomes less weathered, suggesting gold depletion (leaching) has occurred in the overlying oxidised profile.

⁶ Refer to ASX: ORR announcement dated 8 February 2022

⁷ Refer to ASX: SLS announcement dated 6 June 2024

Review of Operations (Continued)

Some drillholes intersected altered felsic intrusive dykes, an important host rock at the more significant deposits in the Yarri district, including at the Porphyry mining centre.

Drilling at Bunjarra remains at a wide-spacing, with reconnaissance traverses typically carried out at 800m or 1km line spacing (Figure 2), allowing space for commercially significant mineralisation to be identified between lines and in particular, in the underlying fresh rock profile. Fresh rock testing would be via targeted RC drilling.

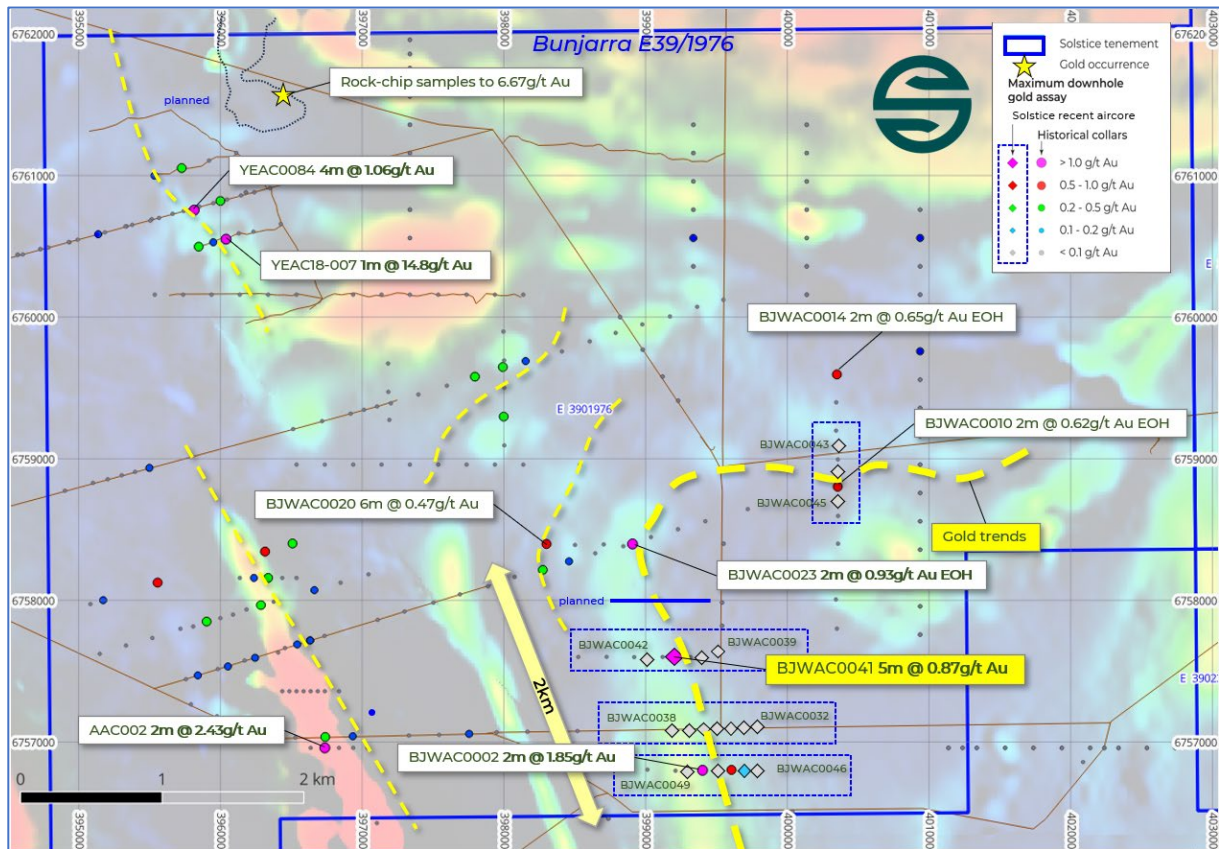


Figure 7: Bunjarra Prospect aeromagnetic imagery, May 2024 aircore drilling (labelled) and significant anomalous gold results in composite sampling (yellow text boxes). All previous drill collars⁸ shown with peak downhole gold results, and significant gold occurrences (white text boxes).

Edjudina Range Targets

Edjudina Range comprises a group of tenements that includes the Company's Statesman Well Prospect, a banded iron formation (BIF) hosted gold system with significant historical RC drilling results⁹. The tenement group offers several unexplored structural corridors scheduled for first pass testing (Figure 3) in coming months.

In May 2024 a small drill program comprising 16 aircore holes over two lines was completed in the northwest part of the tenement group, with composite sampling returning slightly elevated gold, lead and silver geochemistry in one hole.

⁸ For historical maximum downhole gold drilling refer to WA DMIRS/Data and Software Centre/Statewide spatial datasets/Maximum grade in-hole drilling data 29 Sept 2021

⁹ Refer to ASX: SLS announcement dated 7 May 2024

For personal use only

Review of Operations (Continued)

Boyce Targets

Boyce is a large, predominantly soil-covered tenement, on a regional geological corridor that hosts the Carosue Dam (ASX:NST) and Apollo Hill (ASX: STN) gold projects (Figure 2). The corridor offers classic greenfield exploration targets suitable for initial wide-spaced aircore drilling.

In May 2024 an aircore drill program comprising 41 drillholes on seven reconnaissance lines was completed. Drilling was designed to test the gold prospectivity of structural targets which included fold hinges, regional structures, and magnetised/demagnetised zones. No significant gold results were returned from the targets tested. Several other targets remain to be tested (Figure 3).

Yarri - Next Greenfield Gold Targets

Solstice's aircore drilling campaign at the Yarri Project is set to continue throughout H2 2024, with the aim of bringing forward new gold targets to be ranked alongside its advanced gold targets.

Infill drilling will be carried out at Box Soak and Bunjarra, before the rig moves to test prospective first pass targets at the Edjudina Range, Kildare and Cosmo Prospects.

The Company will also continue to work up further quality greenfield gold targets on its 1,525 km² of wholly owned Yarri Project tenure, with a focus on testing targets that offer potential for 'stand-alone' scale.

Yarri - Advanced Gold Targets

The Company proposes a RC drill program during H2 2024 to bring forward its advanced gold prospects such as Statesman Well and Bluetooth (see below), and to test the structure and alteration zone below the oxidation profile at its emerging aircore drilling targets such as Box Soak and Bunjarra.

Statesman Well

The Statesman Well Gold Prospect lies within 20km of Northern Star's Porphyry Mining Centre (Figure 8), and close to existing haul road infrastructure. The Prospect offers potential to build on commercial grade historical RC intercepts that includes 22m @ 1.14g/t Au, 10m @ 2.04g/t Au, 10m @ 1.63g/t Au, 13m @ 1.28g/t Au, 9m @ 1.90g/t Au, 24m @ 0.81g/t Au, and 20m @ 0.73g/t Au¹⁰.

The Prospect sits in an area of outcropping geology at the southern end of the Company's large Edjudina Range tenement group (Figure 3).

For personal use only

¹⁰ Refer to ASX: SLS announcement dated 7 May 2024

Review of Operations (Continued)

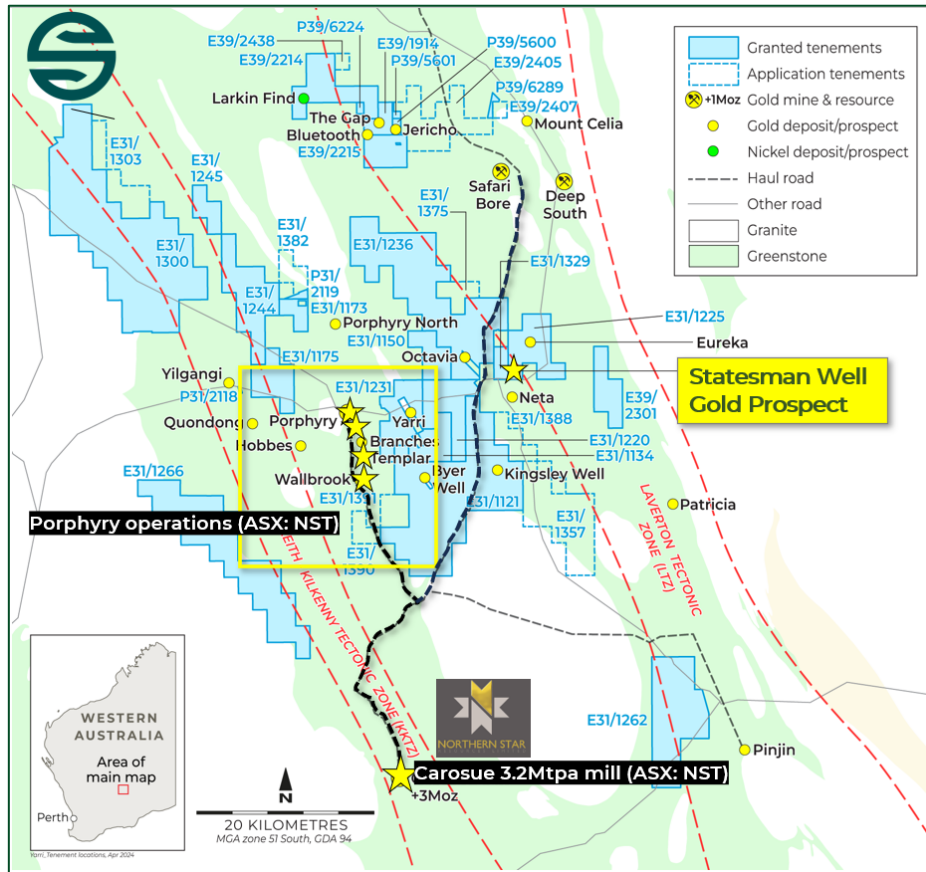


Figure 8: Location of the Statesman Well Gold Prospect and Solstice's Yarri Project tenure on simplified geology, and active haul road routes.

Solstice's data compilation and on-ground validation work has generated a series of follow-up drilling targets below interpreted south-plunging mineralised shoots, as well as open and untested positions.

The mineralised trend is scheduled for heritage survey and environmental approvals, after which the Prospect is scheduled to be RC drilled alongside other advanced gold prospects during H2 2024.

Bluetooth

The Company's advanced Bluetooth Gold Prospect on the Box Soak tenement group (Figure 4) hosts historical drill intercepts¹¹ in wide-spaced RC drilling including 12m @ 1.31g/t Au, 8m @ 1.66g/t Au and 2m @ 5.07g/t Au that report to zones of silicified chert and quartz veining extending over 1km or strike (Figure 9). Previous RC drilling is at 100m line-spacing, and often only a single hole per section. Following the recent receipt of heritage clearance Solstice intends to carry out targeted RC drilling at the Prospect.

¹¹ Refer to ASX: ORR announcement dated 31 October 2019

For personal use only

Review of Operations (Continued)

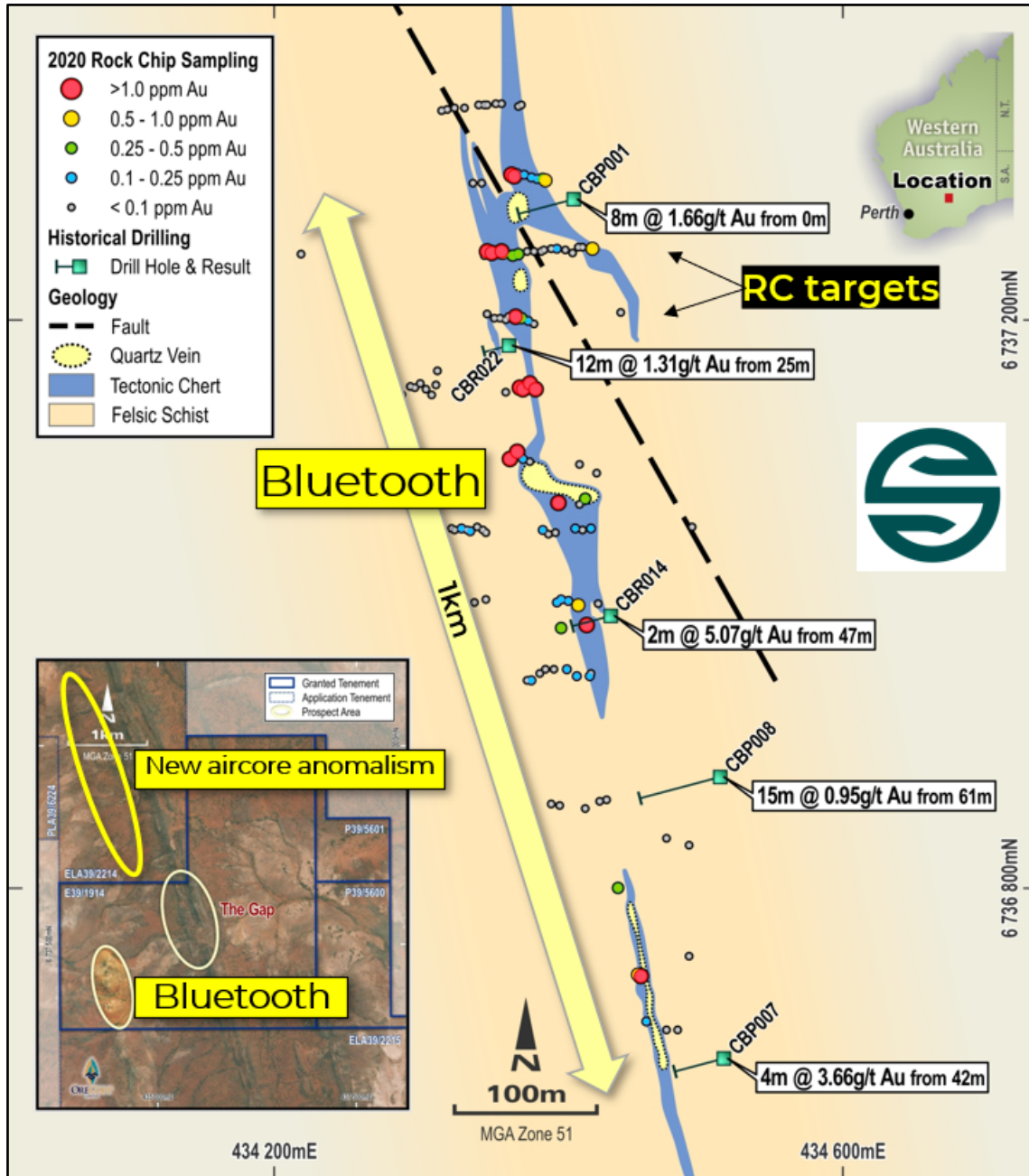


Figure 9: Bluetooth Gold Prospect showing all previous drilling, key results and simplified geology.

Cosmo Base Metal Prospects

Historical exploration in the early to mid-1970s identified the Yarri region near Porphyry as prospective for volcanogenic massive sulphide (VMS) style base and precious metal mineralisation, with field work at the time identified several early-stage copper prospects, two of which are on the Cosmo Licence.

The Company's selective grab sampling of copper-stained ironstone float returned strong copper, gold and silver assays around old shallow trenches at Prospect A, while soil sampling has outlined coherent copper anomalism over 1km strike at Prospect B¹² (Figure 9).

¹² Refer to ASX: SLS announcement dated 27 May 2024

For personal use only

Review of Operations (Continued)

Significant grades were returned from sampling at Prospect A including 25.0% Cu, 6.1g/t Au and 137g/t Ag (sample TZ834018), and 19.5% Cu, 3.7g/t Au and 19g/t Ag (sample TZ834016).

No modern base metal exploration has been carried out at either Prospect, and no geophysical methods such as EM or IP surveys with sophisticated processing have been applied. The next steps at Cosmo will include further mapping and sampling, EM surveys and targeted drilling as warranted.

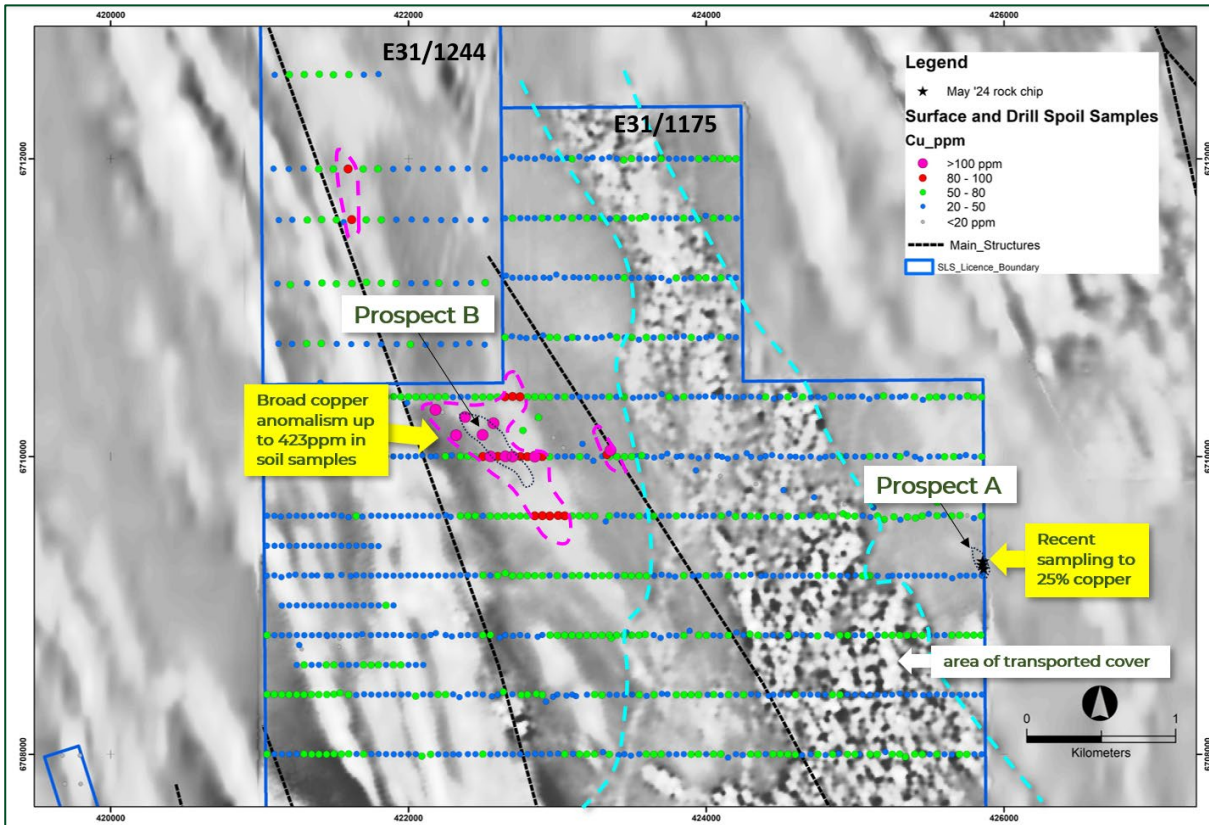


Figure 10: Location of Cosmo copper Prospects A and B, tenure, and Solstice's UFF soil sampling grid (showing copper values) on aeromagnetic imagery. Note that the stippled magnetic response maps out a south-draining area of shallow (5-20m) transported cover. Soil sampling may not be effective in this area.

Ponton Project

The Ponton Project tenement group is a greenfield exploration holding over gneiss and greenstone terrain considered to have gold, base metals, and uranium prospectivity.

The Project is located immediately to the south and southeast of Western Mines Group's (ASX: WMG) Mulga Tank Ni-Cu-PGE Project (Figure 11) and covers under-explored geophysical targets below transported cover and gold geochemical anomalism awaiting first-pass drilling. The prominent Cundeelee carbonatite intrusion is located immediately to the south, suggesting prospectivity for associated carbonatite dykes and REO mineralisation.

Ponton also lies in the same region as the Mulga Rock uranium deposits (ASX: DYL) (Figure 11), and a major regional paleochannel passes through the southeastern part of the tenure.

The commencement of first-pass aircore drilling at Ponton remains subject to the completion of suitable heritage and access documentation. The Company will continue to engage with the relevant Native Title group to progress this work.

In February 2024 the Company reduced the size of its tenement footprint to focus on the key target corridors.

Review of Operations (Continued)

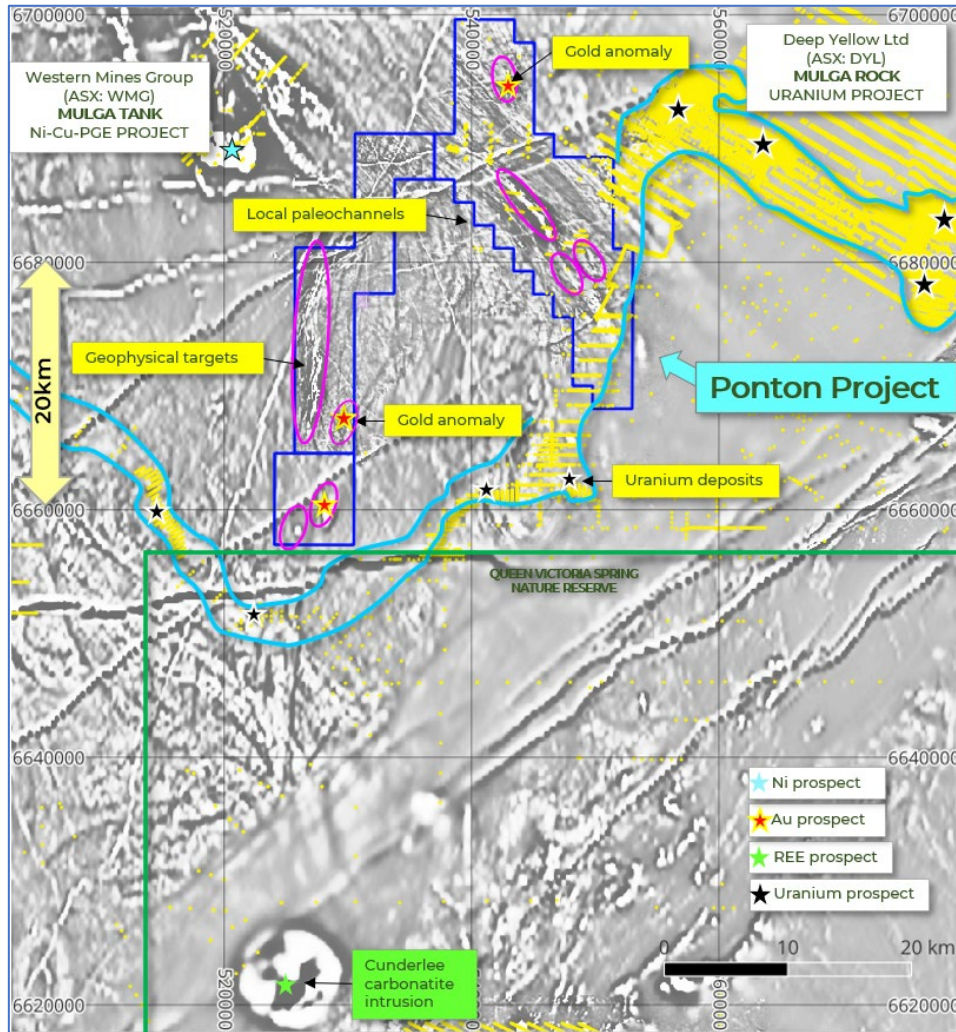


Figure 11: Ponton Project aeromagnetic imagery showing regional paleochannels and on-tenure aeromagnetic and gold anomalism targets.

Ringlock Project (Nickel)

The Ringlock Project is located approximately 80km north-northwest of Kalgoorlie and hosts the northerly extension of the ultramafic belt which contains the high-grade Silver Swan massive nickel sulphide mine, located 30km to the southeast (Silver Swan historical underground production 2.7Mt @ 5.1% Ni for 137.5kt Ni – refer to ASX: POS). The tenement holding also has greenfield gold potential, being located 10km along strike from the combined 275,000oz¹³ Hughes and Tregurtha gold systems.

The Project covers two historical nickel sulphide prospects (Ringlock and GSP) (Figure 12). GSP hosts stringer and vein style mineralisation along and below the key prospective basal/footwall contact as well as disseminated magmatic sulphide mineralisation in overlying ultramafic flows. The Prospect is interpreted to be a structurally modified Kambalda-style footwall hosted massive nickel sulphide system.

¹³ Refer to ASX: CRK announcement dated 18 September 2012

Review of Operations (Continued)

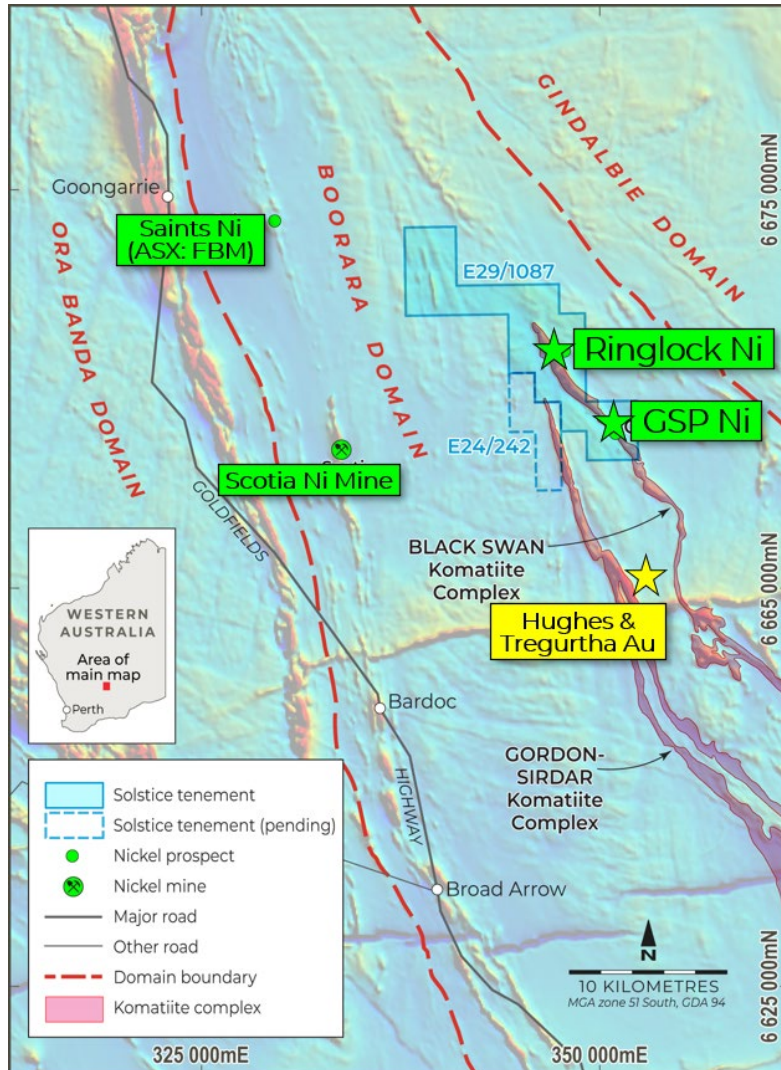


Figure 12: Location of the Ringlock Nickel Project, ultramafic belts and aeromagnetic imagery.

Solstice's diamond drilling at GSP has returned massive sulphide vein results to 1.81m @ 18.1% nickel, 19.06g/t palladium 2.22g/t platinum, and 2.21g/t gold¹⁴, confirming that the prospect is a high-tenor magmatic nickel sulphide system with grades similar to Silver Swan.

In June 2024 Exploration Licence Application E24/242 was lodged to secure gold and nickel sulphide prospectivity adjacent to the main licence.

Nanutarra Project (Nickel Copper PGE)

Reconnaissance soil sampling over a greenfield Ni-Cu-PGE opportunity at Nanutarra secured under a 12-month Option to Purchase arrangement did not return material Ni-Cu-and/or platinum group elements (PGEs) results and the Company withdrew from the Option Agreement in December 2023.

Solstice has an Exploration Licence Application (E08/3603) covering 106km² which is immediately north of the Nanutarra Roadhouse, approximately 1,200km north of Perth.

¹⁴ Refer to ASX: SLS announcements dated 10 March 2023 and 31 March 2023

Review of Operations (Continued)

COMPLIANCE STATEMENT

The information in this report that relates to Exploration Results is based on and fairly represents information and supporting documentation prepared by Mr Nick Castleden, a competent person who is a Member of the Australian Institute of Geoscientists. Mr Castleden is an employee of Solstice Minerals Limited. Mr Castleden has sufficient experience that is relevant to the style of mineralisation and type of deposits under consideration and to the activity which he is undertaking to qualify as a Competent Person as defined in the 2012 Edition of the 'Australasian Code for Reporting of Exploration Results, Mineral Resources and Ore Reserves'. Mr Castleden consents to the inclusion in this release of the new Exploration Results in the form and context in which they appear.

COMPLIANCE STATEMENT – PREVIOUSLY REPORTED RESULTS

The information in this report that relates to historical Exploration Results is extracted from the ASX announcements (**Original Announcements**) dated 10 March 2023, 31 March 2023, 10 October 2023, 7 May 2024, 27 May 2024, 6 June 2024 and 15 July 2024. Solstice confirms that it is not aware of any new information or data that materially affects the information included in the Original Announcements and, in the case of Estimates of Mineral Resources, that all material assumptions and technical parameters underpinning the estimates in the Original Announcements continue to apply and have not materially changed. Solstice confirms that the form and context in which the Competent Persons' findings are presented have not been materially modified from the original announcement.

DISCLAIMER/FORWARD-LOOKING INFORMATION

This report may contain certain forward-looking statements, guidance, forecasts, estimates, prospects or projections in relation to future matters that may involve risks or uncertainties and may involve significant items of subjective judgement and assumptions of future events that may or may not eventuate (Forward-Looking Statements). Forward-Looking Statements can generally be identified by the use of forward-looking words such as "anticipate", "estimates", "will", "should", "could", "may", "expects", "plans", "forecast", "target" or similar expressions and may include, without limitation, statements regarding plans, strategies and objectives of management, anticipated production and expected costs. Indications of, and guidance on future earnings, cash flows, costs, financial position and performance are also Forward-Looking Statements.

Persons reading this report are cautioned that such statements are only predictions, and that actual future results or performance may be materially different. Forward-Looking Statements, opinions and estimates included in this report are based on assumptions and contingencies which are subject to change, without notice, as are statements about market and industry trends, which are based on interpretation of current market conditions. Forward-Looking Statements are provided as a general guide only and should not be relied on as a guarantee of future performance.

No representation or warranty, express or implied, is made by Solstice that any Forward-Looking Statement will be achieved or proved to be correct. Further, Solstice disclaims any intent or obligation to update or revise any Forward-Looking Statement whether as a result of new information, estimates or options, future events or results or otherwise, unless required to do so by law.

For personal use only

Directors' Report

The Directors of Solstice Minerals Limited (the Company or Solstice) present their report on the consolidated entity consisting of the Company and the entity it controlled at the end of, or during, the year ended 30 June 2024 (Consolidated Entity or Group).

Directors

The names of the directors in office at any time during the year and until the date of this report are:

Mr Matthew Yates	Non-Executive Chairman
Mr Nick Castleden	Chief Executive Officer and Managing Director
Mr Alastair Morrison	Non-Executive Director
Mr Michael Klessens	Non-Executive Director (resigned 30 June 2024)
Mr Michael Emery	Non-Executive Director

Unless otherwise noted, all Directors held their office from 1 July 2023 until the date of this report.

Board of Directors

Mr Matthew Yates (Non-Executive Chairman)

Non-Executive Chairman; Member of Remuneration and Nomination Committee; Member of Audit and Risk Committee (1 July 2024-present)

Qualifications – B.Sc. (Hons.) Geology: MAIG

Mr Yates is an accomplished exploration geologist with over 35 years industry experience, covering all facets of exploration from generative work to project development. This includes nine years in the Goldfields of WA. He managed highly successful exploration teams at Nimary-Jundee in WA and also completed extensive gold exploration programs in the Murchison, Wheat Belt and Pilbara regions of WA. Prior to founding OreCorp Limited, he was the Managing Director of OmegaCorp and Joint Managing Director of Mantra Resources Limited. He has been instrumental in the acquisition of key assets in all the companies he has managed, including the assets of Solstice Minerals. Mr Yates has planned, managed and executed significant gold, base metal and mineral sand projects in Australia, Central Asia, the Gulf Region and Southern, East and West Africa.

Mr Yates was appointed as a Director of the Company on 27 February 2013 and became non-executive Chairman of Solstice on 16 November 2022. During the three-year period to the end of the financial year, Mr Yates was also a director of OreCorp Limited until 11 April 2024.

Mr Nick Castleden (Managing Director and Chief Executive Officer)

Qualifications – BSc (Hons) Geology

Mr Castleden is a geologist with over 30 years of experience in the mineral exploration and development industry. He has worked with successful Australian mining and exploration companies including Mt Isa Mines, Perilya Mines, MPI Mines, LionOre and Apollo Consolidated in various exploration, project generation and management capacities as well as holding advisory positions in Perth-based capital investment firms. The career has led to operational experience in Africa, North and South America and across Australia,

Mr Castleden has strong knowledge of Western Australia's gold, nickel and base metal exploration sector and has participated in the discovery and delineation of new gold and nickel sulphide deposits that have progressed through feasibility to successful mining. Most recently he was the Managing Director of Apollo Consolidated Ltd from 2010 to 2021, during which time Apollo acquired, discovered, and delineated the Rebecca Gold Project in Western Australia (1.2Moz I&I Au) which culminated in a A\$180M corporate takeover by Ramelius Resources Limited. Apollo also

Directors' Report (Continued)

discovered and successfully divested several gold deposits in the West African country of Cote d'Ivoire.

Mr Castleden was appointed Solstice's Managing Director and CEO 24 January 2023.

During the three-year period to the end of the financial year, Mr Castleden also held a non-executive directorship with EnegeX Limited (May 2023-present).

Mr Alastair Morrison (Non-Executive Director)

Non-Executive Director; Chair of Remuneration and Nomination Committee (1 July 2024-present); Member of Audit and Risk Committee (9 March 2023-present)

Qualifications – MSc (Hons), Grad Dip App Fin & Inv, MAIG, GAICD

Mr Morrison is a geologist and finance professional with more than 30 years' experience in mineral exploration and investment. After initially working as an exploration geologist in WA and the NT, he was the Exploration Manager in Tanzania for East African Gold Mines Limited at the North Mara Gold Project. During that time, the exploration team delineated more than 5 million ounces of resources, including the discovery of the high-grade Gokona gold deposit. East African Gold Mines was acquired by Placer Dome Inc. in mid-2003.

Since 2004, he has worked as a portfolio manager for a family office investment fund, as well as being on the board of various private companies with exploration interests in South America.

Mr Morrison was appointed as a Director on 24 September 2021, and took on the role of Executive Director from 28 April 2022. On 31 January 2023 Mr Morrison reverted to Non-Executive Director for the Company.

During the three-year period to the end of the financial year, Mr Morrison held a non-executive directorship with OreCorp Limited (February 2013-11 April 2024) and E2 Metals Limited (February 2019-May 2021).

Mr Michael Klessens (Independent Non-Executive Director)

Non-Executive Director; Chair of the Audit and Risk Committee (11 February 2022 – 30 June 2024); Member of Remuneration and Nomination Committee (11 February 2022 – 30 June 2024)

Qualifications – B.Bus, CPA, MAICD

Mr Klessens is a CPA with over 30 years' practical financial and management experience, particularly within the resources industry. This experience has involved all areas of corporate and treasury management, project financing, capital raisings, mergers and acquisitions, dual listings, feasibility studies and establishment of systems and procedures for new mining operations.

Mr Klessens held senior financial positions in a number of Australian listed companies involved in the development and enhancement of new and ongoing mining operations from exploration, feasibility and to construction and production including projects in Laverton, Leonora, Katherine and the Tanami Desert between 1991 to 2001. From 2002 - 2011, Mr Klessens was Vice President - Finance and Chief Financial Officer of Equinox Minerals Limited where he was responsible for finance, debt and equity financings, treasury and all financial functions of the Company and its operations.

Mr Klessens was appointed as a Director on 28 January 2022. During the three-year period to the end of the financial year Mr Klessens was also a non-executive director of OreCorp Limited.

Directors' Report (Continued)

Mr Michael Emery (Independent Non-Executive Director)

Non-Executive Director; Chair of the Audit and Risk Committee (1 July 2024-present), previously Member of the Audit and Risk Committee (24 July 2023 – 30 June 2024);

Member of Remuneration and Nomination Committee (1 July 2024-present), previously Chair of Remuneration and Nomination Committee (24 July 2023 – 30 June 2024)

Qualifications – B.Eng (Mining) (Hons), MBA (Finance) (Hons)

Mr Emery is a mining engineer with an MBA having spent the early part of his career with BHP in Western Australia. Working across multiple BHP assets, Mr Emery was responsible for managing greenfields developments and brownfields expansion, as well as introducing autonomous technology to the mining giant.

Afterward, he became a Resources Analyst at Euroz Hartleys, a prominent resources-focused stockbroking firm based in Perth. Subsequently, he transitioned to the dealing desk, where he played a crucial role in assisting various ASX-listed companies with marketing and corporate activities at Euroz Hartleys. His broad experience in both the mining and corporate industries provides a unique skill set with an understanding of the technical, corporate and marketing side of the mining industry.

Mr Emery was appointed as Director on 1 July 2023, where he commenced as Chair of the Remuneration and Nomination Committee and Member of Audit and Risk Committee.

Mr Emery held no other directorships in the three-year period to the end of 30 June 2024.

Joint Company Secretary

Mr James Doyle

Qualifications – GDippAppFin

Mr Doyle is an experienced company secretary and corporate advisor with over 15 years' experience advising public and private companies across a range of sectors including resources, oil and gas, industrials and technology. He has extensive experience providing corporate governance and compliance support as well as managing and executing corporate transactions including equity and debt capital raisings, IPO's, ASX listings and mergers and acquisitions.

Mrs Silfia Morton

Qualifications – B.Com, M.Com, CA

Mrs Morton is a Chartered Accountant with a Masters Degree in Commerce, specialises in financial management, financial reporting services and risk compliance and management. She has served as CFO and company secretary for a number of ASX listed and unlisted public companies. She has previously spent twelve years as senior audit manager at one of the leading international Audit, Tax & Advisory firms where she was focused on engagements across the mining, technology and manufacturing sectors.

For personal use only

Directors' Report (Continued)

Principal Activities

The principal activities of the Company during the year consisted of mineral exploration for gold and base metals. Solstice's key projects are the Yarri, Ponton, Kalgoorlie and Ashburton Projects in Western Australia (WA).

Dividends

No dividends have been declared, provided for or paid in respect of the financial year ended 30 June 2024.

Review of Operations and Activities

A review of the Group's operations during the year ended 30 June 2024 is provided in the section of this report headed 'Review of Operations', which immediately precedes the Director's Report.

Operating Results and Financial Position

The net profit of the Consolidated Entity for the year ended 30 June 2024 was \$4,259,745 (2023 loss: \$6,912,994). This profit is attributable to the disposal of Yarri tenements to Marquee Resources and the Hobbes Prospect to Northern Star Resources. Details of these transactions can be found in Note 2(i).

At 30 June 2024, the Consolidated Entity had net assets of \$20,600,828 (30 June 2023: \$15,650,760) and cash of \$17,551,112 (30 June 2023: \$9,973,240).

Significant Changes in the State of Affairs

On 1 July 2023, Mr Michael Emery was appointed as Non-Executive Director.

Effective 30 June 2024, Mr Michael Klessens resigned as a director.

Directors' Report (Continued)

Business Development

During the year, a number of business and corporate development opportunities were identified and reviewed. Those which may enhance shareholder value will continue to be pursued.

Business Strategy and Prospects

The Company currently has the following business strategies and prospects over the medium-to-long-term:

- continue to undertake regional generative exploration programs at the Yarri, Ringlock, Ponton and Ashburton Projects in Western Australia;
- continue to refine its WA targeting initiative; and
- continue to review other resource opportunities which may enhance shareholder value.

The successful completion of these activities will assist the Company to achieve its strategic objective of making the transition from explorer to producer.

The Company and its subsidiary are exploration companies operating in Australia.

Material Business Risks

The Company considers the following to be the key material business risks:

Risk of exploration failure

Exploration activities are inherently risky, and the Board is unable to provide certainty that any or all of these objectives, as outlined as Business Strategies above, will be able to be achieved. In the opinion of the Directors, any further disclosure of information regarding likely developments in the operations of the Group and the expected results of these operations in subsequent financial years may prejudice the interests of the Company and accordingly, further information has not been disclosed.

Additional requirement for capital

The Company's current capital is sufficient, at the issue date of this report, to meet its current planned exploration activities. Future activity that is unable to be planned for has the potential to draw down available capital. While unplanned activity will be considered and align with shareholders requirements, it could require additional funding to be obtained. Funding via additional equity will dilute shareholdings, and if debt financing is a viable option, it would likely be subject to restrictions. Depending if unplanned activity are undertaken, the Company may need to reduce the scope of its exploration programmes to ensure sufficient capital is maintained. There is no guarantee that suitable, additional funding will be able to be secured by the Company.

Environmental

With the Group's tenure residing within Western Australia, the Company is subject to the state and federal laws and regulations concerning the environment. Mechanised exploration will impact the local environment along with any advanced development and production activities. In undertaking exploration activities, the Company intends to comply with all environmental laws.

Inherent risks when completing exploration activities include, but are not limited to, land disturbance and the disposal of waste products. An incident involving incorrect disposal of waste products could result in delays to exploration, additional costs to remediate the location and any legislative penalties.

Directors' Report (Continued)

The Company has procedures implemented to minimise the occurrence of environmental impacts and any subsequent penalties; however the nature of the activity does involve environmental risks.

Heritage

With the Group's tenure residing within Western Australia, the Company is subject to the state and federal laws and regulations concerning Native Title and Heritage rights and interests. The Company is required to ensure that tenure has been adequately surveyed and considered before commencing any activity that would disturb the natural environment and its surroundings.

The Company complies with required legislation regarding Native Title and Heritage requirements, and where suitable, engages a third party to ensure that all requirements are met.

While all care is taken to ensure rights and interests are maintained, there is a level of risk inherent in the exploration activity that is unable to be fully mitigated.

Environmental Regulation and Performance

The Group's operations are subject to various environmental laws and regulations in Western Australia. The Group aims for full compliance with these laws and regulations and regards them as a minimum standard for all operations to achieve.

No instances of environmental non-compliance by an operation were identified during the year.

Significant Post-Balance Date Events

Since the end of the financial year and to the date of this financial report, there have been no significant events.

Share Options and Rights

At the date of this report, the Company has on issue 14,713,191 listed options and 16,150,000 unlisted options, providing a total of 30,863,191 options. The options have the following exercise prices and expiry dates:

Security Class	Exercise Price	Expiry Date	# of Securities
SLSO	\$0.20	22 April 2026	14,713,191
SLSOPT01, 02, 03	\$0.29	22 April 2026	10,650,000
SLSOPT04	\$0.29	24 January 2027	4,500,000
SLSOPT05	\$0.29	27 June 2027	1,000,000

There were no options exercised during the year ended 30 June 2024.

As at the date of this report, the Company has a total of 3,662,708 performance rights on issue with the following terms:

Security Class	Exercise Price	Expiry Date	# of Securities
SLSPR01	Nil	9 September 2027	762,500
SLSPR02, 03, 04, 05	Nil	18 July 2027	2,256,376
SLSPR06, 07, 08, 09	Nil	13 November 2027	643,832

Directors' Report (Continued)

Meetings of Directors

The following table sets out the number of meetings of the Company's Directors held during the year ended 30 June 2024, and the number of meetings attended by each Director.

Directors	Board Meetings(i)		Audit & Risk Committee Meetings		Remuneration & Nomination Committee Meetings	
	Number Eligible to Attend	Number Attended	Number Eligible to Attend	Number Attended	Number Eligible to Attend	Number Attended
Matthew Yates	9	9	-	-	2	2
Alastair Morrison	9	9	2	2	-	-
Michael Klessens	9	9	2	2	2	2
Michael Emery	9	9	2	2	2	2
Nick Castleden	9	9	-	-	-	-

Notes

- (i) In addition to the Board Meetings held during the year, there were a number of matters resolved by way of Circular Resolution that are not reflected in the table above.

Remuneration Report (Audited)

This Remuneration Report, which forms part of the Directors' Report, sets out information about the remuneration of Key Management Personnel (KMP) of the Group for the financial year ended 30 June 2024. The information in the Remuneration Report has been prepared in accordance with Section 300A of the Corporations Act 2001 and has been audited as required by Section 308(3C) of the Corporation Act 2001.

The Remuneration Report is set out under the following main headings:

- (A) Details of Key Management Personnel
- (B) External Advice on Remuneration
- (C) Remuneration Policy
- (D) Principles Used to Determine the Nature and Amount of Remuneration
- (E) Remuneration Framework and Link to Performance
- (F) Group Performance
- (G) Details of Remuneration
- (H) Additional Statutory information
- (I) Share-based compensation
- (J) Shareholdings of Key Management Personnel
- (K) Options Issued and Holdings of Key Management Personnel
- (L) Performance Rights Issued and Holdings of Key Management Personnel
- (M) Employment Contracts with Key Management Personnel
- (N) Other Transactions with Key Management Personnel
- (O) Voting and comments made at the Company's Annual General Meeting

(A) Details of Key Management Personnel

The Remuneration Report details the remuneration arrangements for KMP who are defined as those persons having authority and responsibility for planning, directing and controlling the major activities of the Group, directly or indirectly, including any director (whether executive or otherwise) of the Group. For the purpose of this report, the term 'executive' encompasses the Managing Director and other executives.

For personal use only

Directors' Report (Continued)

Details of the KMP during or since the end of the financial year are set out below:

Mr Matthew Yates	Non-Executive Chairman
Mr Nick Castleden	Managing Director and Chief Executive Officer
Mr Alastair Morrison	Non-Executive Director
Mr Michael Klessens	Non-Executive Director (resigned 30 June 2024)
Mr Michael Emery	Non-Executive Director
Mrs Silfia Morton	Chief Financial Officer and Joint Company Secretary
Mr James Doyle	Joint Company Secretary

All KMPs held their position from the dates noted above until the date of this report, except as indicated.

Other than the Directors and Executives above, there were no other KMP of the Company or Group during the year.

(B) External Advice on Remuneration

Under the Corporations Act 2001, remuneration consultants (if appointed) must be engaged by the Non-Executive Directors and reporting of remuneration recommendations (if any) must be made directly to the Remuneration and Nomination Committee. There were no remuneration consultants engaged in the 2024 financial year.

(C) Remuneration Policy

The Company's remuneration policy is designed to ensure that the level and form of compensation meets best practice in corporate governance principles and achieves certain objectives including:

- Attracting and retaining talented, qualified and effective personnel;
- Being transparent and easily understood;
- Comprising an appropriate balance of fixed remuneration and performance-based remuneration;
- Providing fair and reasonable fixed remuneration relative to the scale of the Group's business;
- Motivating short-term and long-term performance by linking clearly specified performance targets with the Group's short- and long-term objectives; and
- Aligning employee interests with those of the Group's shareholders.

For personal use only

Directors' Report (Continued)

(D) Principles Used to Determine the Nature and Amount of Remuneration

The Remuneration and Nomination Committee and ultimately the Board are responsible for determining and reviewing remuneration arrangements for the Directors and senior management. Generally, compensation is provided by the Company to its Managing Director and senior management by way of base salary, superannuation, short term incentives (STI) and long-term incentives (LTI). The overall objective is to ensure maximum stakeholder benefit from the retention of a high quality and high performing executive team.

The STI and LTI are dependent upon the achievement of a weighting of corporate and/or individual KPIs and are "at risk" depending on successful achievement of the KPIs. The Remuneration and Nomination Committee sets corporate and individual KPIs for the Managing Director, approves the KPIs for senior management at the start of the financial year and assesses achievement of the KPIs at the completion of the financial year.

The Group's remuneration policy for its KMP has been developed by the Board taking into account the size of the Group, the size of the management team for the Group, the nature and stage of development of the Group's current operations, and the competitive market conditions and comparable salary levels for companies of a similar size and operating in similar sectors.

In addition to considering the above general factors, the Board has also placed emphasis on the following specific issues in determining the remuneration policy for KMP:

- the Group is currently concentrating on exploration activities at its WA projects and reviewing other mineral resource opportunities. The Board considers that the experience of its KMP in the resources industry will greatly assist the Group in achieving its strategic objectives and progressing its exploration properties over the next 12 – 24 months;
- risks associated with resource companies whilst exploring and developing projects, particularly at the 'grass roots' stage; and
- other than profit which may be generated from asset sales, the Group does not expect to be undertaking profitable operations until after the commencement of commercial production on any of its projects.

(E) Remuneration Framework and Link to Performance

Non-Executive Director Remuneration

In line with corporate governance principles, Non-Executive Directors are remunerated by way of fees and superannuation. Non-Executive Directors may, from time to time and subject to obtaining all requisite shareholder approvals, be issued with securities as part of their remuneration where it is considered appropriate to do so as a means of aligning their interests with shareholders. Non-Executive Directors do not receive retirement benefits (other than in the form of superannuation) or bonuses, nor do they participate in any incentive programs.

An aggregate cash remuneration of \$500,000 may be applied to pay the Non-Executive Directors of the Company. The following fees were paid to the Non-Executive Directors during the financial year. This fee structure is comparable to and has been benchmarked against peer entities with a similar market capitalisation.

Directors' Report (Continued)

Name	Position Held During the Year	Base Salary Amount
Matthew Yates	Non-Executive Chairman	\$45,000 plus superannuation guarantee
Alastair Morrison	Non-Executive Director	\$40,000 plus superannuation guarantee
Michael Klessens	Non-Executive Director	\$40,000 plus superannuation guarantee
Michael Emery	Non-Executive Director	\$40,000 plus superannuation guarantee

Executive Remuneration

The Board aims to reward its executives and senior management with a level and mix of remuneration commensurate with their position and responsibilities to ensure consistency with the remuneration objectives identified above. The Group has entered into standard contracts of employment with its senior management. Remuneration under these contracts consists of fixed and variable remuneration.

Fixed Remuneration

Fixed remuneration is reviewed annually by the Remuneration and Nomination Committee with recommendations made to the Board. This process consists of a review of both the Company's and individual's performance, a comparison of current and proposed remuneration with data attained from industry relevant peers or industry associations and where appropriate, advice or input from external parties.

Variable Remuneration – Short Term Incentive (STI) arrangements

The objective of the STI is to link the achievement of the Group's short-term performance objectives with the remuneration received by senior management and employees charged with achieving those measures. STI payments are dependent on the extent to which performance measures are achieved and are "at risk" set by the Board. The measures represent the key drivers for the short-term success of the business and provide a framework for delivering longer term value.

The Remuneration and Nomination Committee resolved to suspend the STI for the financial year 2024. The suspension has been extended to financial year 2025.

For personal use only

Directors' Report (Continued)

Plan Feature	Details
STIP Objective	The STIP motivates and rewards employees for their contribution to the Company's performance. The STIP is also designed to retain staff over the vesting period of the award.
Alignment with Shareholder Interests	The STIP sets safety, exploration and financial targets to enhance shareholder value.
STIP Nature	The award will be settled in cash.
STIP Vesting	The award is to be determined on an annual basis after the financial year has closed and once the Board has assessed the performance of the Company and the individual against the defined KPIs.
STIP Performance Measures	The Board has set a scorecard to measure the Company's and individual's performance which is broken into the core components that the Board believes are key to delivering the Company's strategy over the year.
Current Year Award	The award opportunity for the financial year ending 30 June 2023 is up to 40% of fixed remuneration for the Managing Director and 10%-40% of fixed remuneration for other personnel. The STIP opportunity for KMPs is comprised of 60% Corporate KPIs and 40% Individual KPIs reflecting stretch targets for the current financial year which were selected as they are linked to the Company's future aims, objectives and value generators.
STIP Award Opportunity FY 2024	The STIP has been suspended for financial year ending 30 June 2024, with a revision of the Long-Term Incentive.

Variable Remuneration – Long Term Incentives (LTI)

The objective of the LTI program is to reward employees in a manner that aligns remuneration with the creation of shareholder wealth. These LTIs are granted under the Company's Employee Incentive Plan (LTIP or Plan). Performance rights as outlined in the *Details of Remuneration* table were issued under the plan during the financial year.

The Company's Security Trading policy prohibits speculative trading in the Company's securities or hedging of options granted under the Incentive Plan. Prohibited hedging practices include put/call arrangements over "in-the-money" options to hedge against a future drop in share price. The Board considers such hedging to be against the spirit of the Plan and inconsistent with shareholder objectives.

Key features of the LTIP are provided in the following table.

For personal use only

Directors' Report (Continued)

Plan Feature	Details
LTIP Objective	The LTIP is intended to incentivise employees for achievement of the Company's medium and long-term objectives and increase in the Company's long-term value.
LTIP Nature	The Plan allows the Board to grant either options or performance rights, which will vest dependent on the achievement of the LTIP performance measures.
LTIP Vesting	The award will vest and become exercisable upon satisfaction of any vesting conditions set out by the respective award.
Award	<p>All permanent employees are eligible to participate in the LTIP. In the 2024 financial year, LTIP will be 30 percent of Pro Rata Base Remuneration has been adopted with the maximum award opportunity being for the Managing Director of up to 643,830 performance rights.</p> <p>For the FY2024 award, vesting will occur evenly per condition, outlined below:</p> <ol style="list-style-type: none"> 1. Quantified exploration success, over 24 months from the issue date. 2. Acquisition of significant new mineral project, over 24 months from the issue date. 3. The Company achieving quantified share price, over 24 months from the issue date. 4. Continuous service by employee for 36 months from the issue date.

(F) Group Performance

The remuneration framework detailed above aims to align future executive remuneration to the creation of shareholder wealth. The Group's earnings and movements in shareholder wealth for the last two financial years have not had any impact upon executive remuneration.

	Year Ended 30 June 2024 \$	Year Ended 30 June 2023 \$	Year Ended 30 June 2022 \$	Year Ended 30 June 2021 \$	Year Ended 30 June 2020 \$
Interest income	454,142	323,651	23,812	-	-
Profit/(Loss) before tax	4,612,406	(6,912,994)	(3,742,945)	(890,088)	(165,960)
Profit/(Loss) after tax	4,612,406	(6,912,994)	(3,742,945)	(890,088)	(165,960)
Dividends	-	-	-	-	-
Share Price ⁽ⁱ⁾	0.17	0.165	0.16	N/A	N/A
Basic and diluted profit/(loss) per share from continuing operations (cents per share)	4.25	(6.89)	(23.11)	N/A	N/A
Basic and diluted profit/(loss) per share (cents per share)	4.25	(6.89)	(23.11)	N/A	N/A

Note

- (i) IPO share price was \$0.20 per share

Directors' Report (Continued)

(G) Details of Remuneration

Details of the nature and amount of each element of the remuneration of each KMP of the Company or Group for the financial year are as follows:

		Cash					Non-Cash			Total (Cash & Non-Cash)	Performance Based
		Short-term		Post-employment	Long Service Leave Paid Out	Total Cash Payment	Short-term	Share Based Payments	Total Non-Cash Payments		
		Base Salary / Fee	Bonus	Super-annuation			Movement in Annual Leave Provision	Expense Recognised			
		\$	\$	\$	\$	\$	\$	\$	\$		
Non-Executive Chairman											
Craig Williams	2023	18,846	-	1,979	-	20,825	-	109,946	109,946	130,771	-
Matthew Yates	2024	45,000	-	4,950	-	49,950	-	26,023	26,023	75,973	-
Matthew Yates	2023	43,125	-	4,528	-	47,653	-	83,923	83,923	131,576	-
Managing Director & CEO											
Nick Castleden	2024	325,000	-	27,408	-	352,408	5,000	220,205	225,205	577,614	-
Nick Castleden	2023	142,917	-	12,646	-	155,563	12,809	301,436	314,245	469,808	-
Non-Executive Director											
Alastair Morrison	2024	40,000	-	4,400	-	44,400	-	38,128	38,128	82,528	-
Alastair Morrison	2023	109,054	-	11,451	-	120,505	-	91,398	91,398	211,903	-
Non-Executive Director											
Michael Klessens	2024	40,000	-	4,400	-	44,400	-	17,349	17,349	61,749	-
Michael Klessens	2023	40,000	-	4,200	-	44,200	-	55,949	55,949	100,149	-
Non-Executive Director											
Robert Rigo	2023	40,000	-	4,200	-	44,200	-	73,297	73,297	117,497	-
Non-Executive Director											
Michael Emery	2024	40,000	-	4,400	-	44,400	-	98,115	98,115	142,515	-
Michael Emery	2023	-	-	-	-	-	-	1,137	1,137	1,137	-
Chief Financial Officer											
Tania Cheng	2023	-	-	-	-	-	-	36,649	36,649	36,649	-
Chief Financial Officer											
Silfia Morton	2024	67,419	-	-	-	67,419	-	-	-	67,419	-
Silfia Morton	2023	23,571	-	-	-	23,571	-	-	-	23,571	-
TOTAL	2024	557,419	-	45,558	-	602,978	5,000	399,820	404,820	1,007,798	-
TOTAL	2023	417,513	-	39,004	-	456,517	12,809	753,735	766,544	1,223,061	-

Directors' Report (Continued)

Notes

- (i) Nick Castleden commenced in January 2023.
- (ii) Alastair Morrison served as an Executive Director until January 2023.
- (iii) The value of options granted during the year is recognised in compensation over the vesting period of the grant, in accordance with Australian accounting standards.
- (iv) Details of unlisted options granted as remuneration to each KMP of the Company or Group during the financial year are outlined in further detail separately below.
- (v) Mrs Tania Cheng's services were provided by way of the Transitional Services Agreement with OreCorp. Other than the grant of the unlisted options, Mrs Cheng did not receive any remuneration from the Company.
- (vi) Mr. Craig Williams retired on 16 November 2022, Mr Robert Rigo retired on 30 June 2023, Mr Michael Emery joined the Board as Non-Executive Director effective on 1 July 2023, Mr Michael Klessens retired on 30 June 2024.
- (vii) Mrs Silfia Morton's services were provided by way of a Service Agreement with Grange Consulting and Greenwood Road Pty Ltd.

Directors' Report (Continued)

(H) Additional Statutory information

Performance-based remuneration granted and forfeited during the year

No performance-based remuneration was provided by the Company to KMP during the financial year.

Loans given to key management personnel

No loans were made to directors or KMPs of the Company, including their close family members and entities related to them during the financial year.

(I) Share-based compensation

Listed & Unlisted Options

No listed or unlisted options were granted during the year ended 30 June 2024.

Performance Rights

The following performance rights were granted to KMP's during the year ended 30 June 2024. Management valued the performance rights based on the share price at the grant date. A 100% probability of achieving the vesting condition has been applied to the expense in the current reporting period.

Tranche	Security code	Performance Right quantity	Valuation date	Exercise price	Expiry date	Share price at Valuation Date	Fair Value 2024
1	SLSPR02	564,094	18/07/23	Nil	18/07/25	\$0.1500	\$84,614
2	SLSPR03	564,094	18/07/23	Nil	18/07/25	\$0.1500	\$84,614
3	SLSPR04	564,094	18/07/23	Nil	18/07/25	\$0.1202	\$67,786
4	SLSPR05	564,094	18/07/23	Nil	18/07/26	\$0.1500	\$84,614
1	SLSPR06	160,958	13/11/23	Nil	13/11/25	\$0.1350	\$21,729
2	SLSPR07	160,958	13/11/23	Nil	13/11/25	\$0.1350	\$21,729
3	SLSPR08	160,958	13/11/23	Nil	13/11/25	\$0.1040	\$16,740
4	SLSPR09	160,958	13/11/23	Nil	13/11/26	\$0.1350	\$21,729
2,900,208							

Note:

- refer to note 19 for details of these performance rights.

For personal use only

Directors' Report (Continued)

The performance conditions for the performance rights are outlined below:

Tranche	Vesting Conditions	Performance Period
1	<p>Quantified exploration success over the next 24-months from grant date on any one of the following key achievements:</p> <ul style="list-style-type: none"> Hobbes Project – Drill intercept into a new mineralised position of >40 grams/metres at average grade of >0.6 g/t of gold (Au); or Other SLS tenures – Drill intercept into a new mineralised position of >25gram/metres at average grade of >1g/t Au; or Identification and test of new target that returns a nickel sulphide drill intercept of >10 nickel percent metres (sum Ni% x m = >10) at average intercept grade of >0.8% Ni; or Identification and discovery of other metals, for example lithium (Li), rare earth elements (REE), volcanogenic massive sulphide (VMS), nickel (Ni)/copper (Cu)/platinum (PGE) sulphide. The discovery is considered significant enough to warrant an announcement on the Australian Securities Exchange (ASX) and has led to an increase in the Company's share price of at least 125% based on a Volume-Weighted Average Price (VWAP) calculation for the five (5) trading days upon which trades were recorded from the date of the ASX release. 	24 months from grant date
2	Acquisition of a new mineral project that is considered significant enough to warrant an announcement on the ASX and has led to an increase in the company's share price of at least 125% based on a VWAP calculation for the five (5) trading days upon which trades were recorded from the date of the ASX release.	24 months from grant date
3	The Company achieving a share price of \$0.38 per Share based on a VWAP calculation for any thirty (30) trading days upon which trades were recorded (Share price is determined as 250% of share price at 30 June 2023).	24 months from grant date
4	Subject to the continuous service from the date of issue of the Performance Rights to the date that is 36 months from the issue date.	36 months from grant date

(J) Shareholdings of Key Management Personnel

The aggregate number of ordinary shares of the Company held directly, indirectly or beneficially by KMP of the Company or Group or their related entities at balance date is as follows:

Key Management Person 2024	Opening Balance at 1 July 2023	On exercise of options	Net change other	Balance held at 30 June 2024
Matthew Yates	2,662,410	-	837,590	3,500,000
Nick Castleden	-	-	-	-
Alastair Morrison	1,291,510	-	-	1,291,510
Michael Klessens ⁽ⁱ⁾	630,812	-	-	630,812
Michael Emery ⁽ⁱⁱ⁾	2,000,000	-	-	2,000,000
Silfia Morton	-	-	-	-

Note:

- (i) Resigned 30 June 2024.
- (ii) Appointed on 1 July 2023.

Directors' Report (Continued)

(K) Options Issued and Holdings of Key Management Personnel

Share Options Holdings

The number of options over ordinary shares of the Company held directly, indirectly or beneficially by KMP of the Company or Group at balance date is as follows:

Unlisted Options

Key Management Person 2024	Balance at beginning of year 1 July 2023	Granted as remuneration ^(iv)	Exercised or Lapsed	Balance at end of year 30 June 2024	Not vested and not exercisable	Vested and exercisable
Matthew Yates ⁽ⁱ⁾	1,500,000	-	-	1,500,000	-	1,500,000
Nick Castleden ⁽ⁱⁱ⁾	4,500,000	-	-	4,500,000	1,500,000	3,000,000
Alastair Morrison ⁽ⁱ⁾	1,500,000	-	-	1,500,000	-	1,500,000
Michael Klessens ⁽ⁱ⁾	1,000,000	-	-	1,000,000	-	1,000,000
Michael Emery ⁽ⁱⁱⁱ⁾	1,000,000	-	-	1,000,000	333,333	666,666

Note

- (i) Unlisted options \$0.29; expiring 22 April 2026.
- (ii) Unlisted options \$0.29; expiring 24 January 2027.
- (iii) Unlisted options \$0.29; expiring 27 June 2027.
- (iv) Unlisted options are subject to continuous service, unless otherwise determined by the Board.

Listed Options

Key Management Person 2024	Balance at beginning of year 1 July 2023 ⁽ⁱ⁾	Grant of Options	Exercised or Lapsed	Balance at end of year 30 June 2024	Not vested and not exercisable	Vested and exercisable
Matthew Yates	399,360	-	-	399,360	-	399,360
Nick Castleden	-	-	-	-	-	-
Alastair Morrison	193,725	-	-	193,725	-	193,725
Michael Klessens	94,621	-	-	94,621	-	94,621
Michael Emery	-	-	-	-	-	-

Note

- (i) Listed options \$0.20; expiring 22 April 2026. The listed options were issued to all those (including KMP) who subscribed for shares under the IPO on the basis of 1 listed option for every 4 shares subscribed for.

For personal use only

Directors' Report (Continued)

(L) Performance Rights Issued and Holdings of Key Management Personnel

The number of performance rights held directly, indirectly or beneficially by KMP of the Company or Group at the balance date is as follows:

Key Management Person 2024	Balance at beginning of year 1 July 2023	Grant of Performance Rights	Exercised or Lapsed	Balance at end of year 30 June 2024	Not vested and not exercisable	Vested and exercisable
Nick Castleden ⁽ⁱ⁾	-	643,832	-	643,832	643,832	-
Alastair Morrison ⁽ⁱⁱ⁾	250,000	-	-	250,000	250,000	-

Note

- (i) Performance rights authorised by shareholders and granted 13 November 2023.
- (ii) Performance rights authorised by shareholders and granted 16 November 2022.
- (iii) Performance rights are subject to continuous service, unless otherwise determined by the Board.

No other Solstice performance rights were held by, nor issued to KMPs during the financial year.

(M) Employment Contracts with Key Management Personnel

Remuneration and other terms of employment for KMP are formalised in service agreements. Details of agreement with the Managing Director are as follows:

	Nick Castleden Managing Director
Base salary ⁽ⁱ⁾	\$352,408
Resignation Notice	3 months
Termination for cause	None
Termination without cause	3 months
Eligible to receive 'at risk' bonus, share or other incentive plans approved by the Board	Yes
Term of Contract	No fixed term

Note:

- (i) Total fixed remuneration per annum is comprised of base salary plus required superannuation guarantee contributions of 11% effective 1 July 2023, capped at the maximum Company contribution level.

For personal use only

Directors' Report (Continued)

(N) Other transactions with Key Management Personnel

Post-demergers, the Group had entered into a Consultancy Agreement with OreCorp Limited (in which Matthew Yates, Alastair Morrison, Michael Klessens were KMPs during the year). The Group has incurred \$56,523 (2023: \$350,852) for services provided under the Consultancy Agreement. The Agreement ended in June 2024.

Mrs Silfia Morton was appointed as Chief Financial Officer and together with Mr James Doyle as Joint Company Secretaries. Their services were provided under consulting agreements between the Company and:

- Grange Consulting Group Pty Ltd. The Group has incurred \$74,839 (2023: \$47,143) for services provided.
- Greenwood Road Pty Ltd. The Group has incurred \$30,000 (2023: nil) for services provided.
- JCD Corporate Pty Ltd. The Group has incurred \$30,000 (2023: nil) for services provided.

The Group carried forward a deposit of \$5,000, paid in year ending 30 June 2023, to acquire the Nanutarra project from Cratonix Pty Ltd. Cratonix Pty Ltd is controlled by Nick Castleden, the CEO. During the year, the Group elected not to pursue the option of acquiring the Nanutarra project and fully expense the non-refundable deposit.

There were no other transactions with KMPs during the 2024 financial year.

(O) Voting and comments made at the Company's Annual General Meeting (AGM)

The Company received 99.26% of votes cast in favour of the resolution to adopt the Company's remuneration report for the year ended 30 June 2023. The Company did not receive any specific feedback at the AGM regarding its remuneration practices.

End of Remuneration Report

Insurance of Officers and Auditors

The Constitution of the Company requires the Company, to the extent permitted by law, to indemnify any person who is or has been a director or officer of the Company or Group for any liability caused as such a director or officer and any legal costs incurred by a director or officer in defending an action for any liability caused as such a director or officer.

During the financial year, the Company paid a premium in respect of a contract insuring the directors and the company secretary of the Company (as named above) or any related body corporate against a liability incurred as such a director or secretary to the extent permitted by the Corporations Act 2001. The contract of insurance prohibits disclosure of the nature of the liability and the amount of the premium.

The Company has not otherwise, during or since the end of the financial year, except to the extent permitted by law, indemnified or agreed to indemnify an officer or auditor of the company or of any related body corporate against a liability incurred as such an officer or auditor. It is noted that there were no such liabilities during the financial year.

Directors' Report (Continued)

Non-Audit Services

The Group may decide to use its auditor to provide non-audit services where the auditor's expertise and experience with the Group is important.

During the year, the following fees were paid or payable for services provided by the auditor of the Group:

	Year Ended 30 June 2024	Year Ended 30 June 2023
	\$	\$
Services provided by the Company's auditors		
William Buck Audit (WA) Pty Ltd:		
-Form 5 Audit	1,500	-
-Audit and review of financial report	32,202	30,000
Total remuneration for auditors	33,702	30,000

There were no non-audit services provided by the Group auditor (or by another person or firm on the auditor's behalf) during the financial year.

Auditor's Independence Declaration

The auditor's independence declaration is on page 76 of the Annual Report.

This report is made in accordance with a resolution of the directors made pursuant to section 298(2) of the Corporations Act 2001.

For and on behalf of the Directors



Nick Castleden

Chief Executive Officer & Managing Director

25 September 2024

For personal use only

Consolidated Statement of Profit or Loss and Other Comprehensive Income

	Notes	Year Ended 30 June	
		2024 A\$	2023 A\$
Interest income		454,142	323,651
Other income	2	8,421,935	-
Corporate and administration costs	3	(952,001)	(1,217,217)
Exploration and evaluation costs	3	(2,621,345)	(4,999,770)
Share based payment	15, 19	(690,323)	(1,019,658)
Profit/(Loss) before income tax		4,612,406	(6,912,994)
Income tax expense	4	-	-
Profit/(Loss) for the year		4,612,406	(6,912,994)
Other comprehensive income, net of income tax			
Items that may be reclassified subsequently to profit or loss			
Other comprehensive income/(loss) for the year	15	(352,661)	-
Total comprehensive income/(loss) for the year, net of income tax		4,259,745	(6,912,994)
Earnings per share			
Weighted average number of shares	23	100,303,886	100,286,809
Basic profit/(loss) per share (\$ per share)	23	0.042	(0.069)
Diluted profit/(loss) per share (\$ per share)	23	0.042	(0.069)

The above Consolidated Statement of Profit or Loss and Other Comprehensive Income should be read in conjunction with the accompanying notes.

For personal use only

Consolidated Statement of Financial Position

	Notes	As at 30 June	
		2024 A\$	2023 A\$
ASSETS			
Current Assets			
Cash and cash equivalents	24(b)	17,551,112	9,973,240
Trade and other receivables	5	121,917	99,522
Other financial assets	26	24,344	24,344
Other current assets	6	-	5,000
Total Current Assets		17,697,373	10,102,106
Non-current Assets			
Plant and equipment	8	114,641	194,835
Other financial assets	10	142,338	-
Right-of-use assets	7	92,378	170,319
Exploration and evaluation assets	9	3,820,105	5,893,170
Other non-current assets	27(b)	30,000	30,000
Total-Non-current Assets		4,199,462	6,288,324
TOTAL ASSETS		21,896,835	16,390,430
LIABILITIES			
Current Liabilities			
Trade and other payables	11	1,069,705	456,996
Lease liability	7	68,293	79,994
Provisions	12	107,235	92,787
Total Current Liabilities		1,245,233	629,777
Non-current Liabilities			
Lease liability	7	35,725	104,019
Provision	13	15,049	5,874
Total Non-current Liabilities		50,774	109,893
TOTAL LIABILITIES		1,296,007	739,670
NET ASSETS		20,600,828	15,650,760
EQUITY			
Equity attributable to equity holders of the Company			
Issued capital	14	25,858,388	25,850,263
Reserves	15(b)	1,910,921	1,581,384
Accumulated profits / (losses)	16	(7,168,481)	(11,780,887)
TOTAL EQUITY		20,600,828	15,650,760

The above Consolidated Statement of Financial Position should be read in conjunction with the accompanying notes.

Consolidated Statement of Change in Equity

	Issued Capital A\$	Share Based Payment Reserve A\$	Financial Asset Reserve A\$	Accumulated Profit/ (Losses) A\$	Total Equity A\$
Year Ended 30 June 2024					
Balance at 1 July 2023	25,850,263	1,581,384	-	(11,780,888)	15,650,760
Net profit for the year	-	-	-	4,612,406	4,612,406
Other comprehensive income					
Total other comprehensive income / (loss)	-	-	(352,661)	-	(352,661)
Total comprehensive loss for the year	-	-	(352,661)	4,612,406	4,259,745
Transactions with owners, recorded directly in equity					
Share based payment expense	8,125	682,198	-	-	690,323
Total transactions with owners	8,125	682,198	-	-	690,323
Balance at 30 June 2024	25,858,388	2,263,582	(352,661)	(7,168,481)	20,600,828
Year Ended 30 June 2023					
Balance at 1 July 2022	25,850,263	561,726	-	(4,867,893)	21,544,096
Net loss for the year	-	-	-	(6,912,994)	(6,912,994)
Other comprehensive income					
Total other comprehensive income / (loss)	-	-	-	-	-
Total comprehensive loss for the year	-	-	-	(6,912,994)	(6,912,994)
Transactions with owners, recorded directly in equity					
Share based payment expense	-	1,019,658	-	-	1,019,658
Total transactions with owners	-	1,019,658	-	-	1,019,658
Balance at 30 June 2023	25,850,263	1,581,384	-	(11,780,887)	15,650,760

The above Consolidated Statement of Changes in Equity should be read in conjunction with the accompanying notes.

Consolidated Statement of Cash Flows

	Notes	Year Ended 30 June	
		2024 A\$	2023 A\$
Cash flows from operating activities			
Interest received		332,225	323,266
Interest and other costs of finance paid		(5,081)	(4,895)
Payments to suppliers and employees		(560,277)	(1,403,930)
Payments for exploration expenditure		(2,107,725)	(4,730,284)
Net cash outflow from operating activities	24(a)	(2,340,858)	(5,815,843)
Cash flows from investing activities			
Proceeds from sale of assets	2	10,150,000	-
Purchase of plant and equipment	8(b)	(1,276)	(86,423)
Payment for exploration and evaluation assets	9(b)	(150,000)	(35,000)
Net cash outflow from investing activities		9,998,724	(121,423)
Cash flows from financing activities			
Payment on principal portion of lease liabilities		(79,994)	(53,301)
Proceeds/(Payments) for share issue transaction costs		-	46,559
Net cash inflow from financing activities		(79,994)	(6,742)
Net increase/(decrease) in cash and cash equivalents held		7,577,872	(5,944,008)
Cash and cash equivalents at the beginning of the financial year		9,973,240	15,917,248
Cash and cash equivalents at the end of the financial year	24(b)	17,551,112	9,973,240

The above Consolidated Statement of Cash Flows should be read in conjunction with the accompanying notes.

Notes to and Forming Part of the Consolidated Financial Statements

1. Summary of Material Accounting Policy Information

The principal accounting policies adopted in preparing the financial report of the Company and its consolidated entities (Consolidated Entity or Group) for the year ended 30 June 2024 are stated to assist in a general understanding of the financial report. For the purposes of preparing the consolidated financial statements, the Company is a for profit entity.

Solstice Minerals is a company limited by shares incorporated in Australia and from 2 May 2022 (refer Note 1(b)) the Company's shares have been publicly traded on the Australian Securities Exchange.

The financial report of the Company for the year ended 30 June 2024 was authorised for issue in accordance with a resolution of the Directors on 25 September 2024.

a) Basis of Preparation

The financial report is a general purpose financial report which has been prepared in accordance with Australian Accounting Standards (AASs) and interpretations adopted by the Australian Accounting Standards Board (AASB) and the Corporations Act 2001 (Cth).

In the application of AASs management is required to make judgements, estimates and assumptions about carrying values of assets and liabilities that are not readily apparent from other sources. The estimates and associated assumptions are based on historical experience and various other factors that are believed to be reasonable under the circumstances, the results of which form the basis of making the judgements. Actual results may differ from these estimates. The estimates and underlying assumptions are reviewed on an ongoing basis. Revisions to accounting estimates are recognised in the period in which the estimate is revised if the revision affects only that period, or in the period of the revision and future periods if the revision affects both current and future periods.

Judgements made by management in the application of AASs that have significant effects on the financial statements and estimates with a significant risk of material adjustments in the next year are disclosed, where applicable, in the relevant notes to the financial statements.

Accounting policies are selected and applied in a manner which ensures that the resulting financial information satisfies the concepts of relevance and reliability, thereby ensuring that the substance of the underlying transactions or other events is reported.

The financial report has also been prepared on a historical cost basis.

The financial report is presented in Australian dollars.

b) Statement of Compliance

The financial report complies with Australian Accounting Standards.

The financial report, which includes the financial statements and the notes of the Group, also complies with International Financial Reporting Standards (IFRS).

c) New Standards, Interpretations and Amendments

In the current year, the Group has adopted all of the new and revised standards, interpretations and amendments that are relevant to its operations and effective for the current reporting period. The adoption of the new and revised standards, interpretations and amendments has not had a material impact on the Group's financial statements.

For personal use only

Notes to and Forming Part of the Consolidated Financial Statements (continued)

d) Issued Standards and Interpretations Not Early Adopted

Australian Accounting Standards and Interpretations that have recently been issued or amended but are not yet effective have not been adopted by the Group for the year ended 30 June 2024. These are not expected to have any significant impact on the Group's financial statements.

e) Principles of Consolidation

The financial statements incorporate the assets and liabilities of all subsidiaries of Solstice as at year end and the results of all subsidiaries for the year then ended.

Subsidiaries are all entities (including structured entities) over which the group has control. The Group controls an entity when the Group is exposed to, or has rights to, variable returns from its involvement with the entity and has the ability to affect those returns through its power to direct the activities of the entity.

Generally, there is a presumption that a majority of voting rights results in control. To support this presumption and when the Group has less than a majority of the voting or similar rights of an investee, the Group considers all relevant facts and circumstances in assessing whether it has power over an investee, including:

- The contractual arrangement(s) with the other vote holders of the investee;
- Rights arising from other contractual arrangements; and
- The Group's voting rights and potential voting rights.

The Group re-assesses whether or not it controls an investee if facts and circumstances indicate that there are changes to one or more of the three elements of control. Consolidation of a subsidiary begins when the Group obtains control over the subsidiary and ceases when the Group loses control of the subsidiary. Assets, liabilities, income and expenses of a subsidiary acquired or disposed of during the year are included in the consolidated financial statements from the date the Group gains control until the date the Group ceases to control the subsidiary.

Profit or loss and each component of OCI are attributed to the equity holders of the parent of the Group and to the non-controlling interests, even if this results in the non-controlling interests having a deficit balance. When necessary, adjustments are made to the financial statements of subsidiaries to bring their accounting policies in line with the Group's accounting policies. All intra-group assets and liabilities, equity, income, expenses and cash flows relating to transactions between members of the Group are eliminated in full on consolidation.

If the Group loses control over a subsidiary, it derecognises the related assets (including goodwill), liabilities, non-controlling interest and other components of equity, while any resultant gain or loss is recognised in profit or loss. Any investment retained is recognised at fair value.

f) Exploration and Evaluation Expenditure

Exploration and evaluation expenditure encompasses expenditures incurred by the Group in connection with the exploration for and evaluation of mineral resources before the technical feasibility and commercial viability of extracting a mineral resource are demonstrable.

Notes to and Forming Part of the Consolidated Financial Statements (continued)

Where the Group acquires an area of interest (through direct purchase or purchase of an entity), expenditure incurred in the acquisition of the area of interest is capitalised, classified as tangible or intangible, and recognised as an exploration and evaluation asset. Exploration and evaluation assets are measured at cost at recognition.

Exploration and evaluation expenditure incurred by the Group subsequent to acquisition of the rights to explore is expensed as incurred up to the final investment decision. Expenditure in relation to the activities prior to the final investment decision is expensed as incurred.

Capitalised exploration is only carried forward if the Group has rights to tenure and the Group expects to recoup the expenditures through successful development or sale.

Capitalised exploration costs are reviewed each reporting date to establish whether an indication of impairment exists. If any such indication exists, the recoverable amount of the capitalised exploration costs is estimated to determine the extent of the impairment loss (if any). Where an impairment loss subsequently reverses, the carrying amount of the asset is increased to the revised estimate of its recoverable amount, but only to the extent that the increased carrying amount does not exceed the carrying amount that would have been determined had no impairment loss been recognised for the asset in previous years.

Where a decision is made to proceed with development, accumulated expenditure is tested for impairment and transferred to development properties, and then amortised over the life of the reserves associated with the area of interest once mining operations have commenced.

Recoverability of the carrying amount of the exploration and evaluation assets is dependent on successful development and commercial exploitation, or alternatively, sale of the respective areas of interest.

g) Other Income

Interest Income

Interest income is recognised on a time proportionate basis that takes into account the effective yield on the financial asset.

h) Income Tax

The Group has formed a tax consolidated group with Solstice as the head entity.

The income tax expense or income for the period is the tax payable or recoverable on the current period's taxable income or tax loss based on the national income tax rate for each jurisdiction adjusted by changes in deferred tax assets and liabilities attributable to temporary differences between the tax bases of assets and liabilities and their carrying amounts in the financial statements, and to unused tax losses.

Deferred tax assets and liabilities are recognised for temporary differences at the tax rates expected to apply when the assets are recovered, or liabilities are settled, based on those tax rates which are enacted or substantively enacted for each jurisdiction. The relevant tax rates are applied to the cumulative amounts of deductible and taxable temporary differences to measure the deferred tax asset or liability. An exception is made for certain temporary differences arising from the initial recognition of an asset or a liability. No deferred tax asset or liability is recognised in relation to these temporary differences if they arose in a transaction, other than a business combination, that at the time of the transaction did not affect either accounting profit or taxable profit or loss.

Notes to and Forming Part of the Consolidated Financial Statements (continued)

Deferred tax assets are recognised for deductible temporary differences only if it is probable that future taxable amounts will be available to utilise those temporary differences.

Deferred tax liabilities and assets are not recognised for temporary differences between the carrying amount and tax bases of investments in controlled entities where the parent entity is able to control the timing of the reversal of the temporary differences and it is probable that the differences will not reverse in the foreseeable future.

The Group recognises deferred tax assets arising from unused tax losses to the extent that it is probable that future taxable profits of the Group will be available against which the assets can be utilised. The Group assesses the recovery of its unused tax losses and tax credits only in the period in which they arise, and before assumption by the head entity. Any subsequent period adjustments to deferred tax assets arising from unused tax losses as a result of revised assessments of the probability of recoverability are recognised by the head entity only.

Current and deferred tax balances attributable to amounts recognised directly in equity are also recognised directly in equity.

i) Impairment of Non-Financial Assets

Assets that have an indefinite useful life are not subject to amortisation and are tested annually for impairment. Assets that are subject to depreciation or amortisation are reviewed for impairment whenever events or changes in circumstances indicate that the carrying amount may not be recoverable. An impairment loss is recognised for the amount by which the asset's carrying amount exceeds its recoverable amount. The recoverable amount is the higher of an asset's fair value less costs to sell and value in use. For the purposes of assessing impairment, assets are grouped at the lowest levels for which there are separately identifiable cash flows (cash generating units).

j) Cash and Cash Equivalents

Cash and cash equivalents' includes cash on hand, deposits held at call with financial institutions, and other short-term highly liquid investments that are readily convertible to known amounts of cash and which are subject to an insignificant risk of changes in value.

k) Financial Instruments

Recognition and measurement

Financial instruments are initially measured at fair value plus transaction costs except where the instrument is classified 'at fair value through profit or loss' in which case transaction costs are expensed immediately.

Classification and subsequent measurement

Financial instruments are subsequently measured at fair value or amortised cost using the effective interest rate method. Fair value represents the price that would be received to sell an asset or paid to transfer a liability in an orderly transaction between market participants at the measurement date. Quoted prices in an active market are used to determine fair value where possible. The Company does not designate any interest in subsidiaries, associates or joint venture entities as being subject to the requirements of accounting standards specifically applicable to financial instruments.

Notes to and Forming Part of the Consolidated Financial Statements (continued)

Amortised Cost

Amortised cost amounts are non-derivative financial assets with fixed or determinable payments that are not quoted in an active market and are subsequently measured at amortised cost using the effective interest rate method.

Financial liabilities

Non-derivative financial liabilities (excluding financial guarantees) are subsequently measured at amortised cost.

Fair value through other comprehensive income (FVOCI)

FVOCI financial assets include any financial assets not included in the above categories.

Fair value

Fair value is determined based on current bid prices for all quoted investments. Valuation techniques are applied to determine the fair value for all unlisted securities, including recent arm's length transactions, reference to similar instruments and option pricing models.

Expected Credit Losses

The Group recognises a loss allowance for expected credit losses on trade receivables. The amount of expected credit losses is updated at each reporting date to reflect changes in credit risk since initial recognition of the respective financial instrument.

The Group recognises lifetime expected credit losses (ECL) for trade receivables. The expected credit losses are estimated using a provision matrix based on the Group's historical credit loss experience, adjusted for factors that are specific to the debtors, general economic conditions and an assessment of both the current as well as the forecast direction of conditions at the reporting date, including time value of money where appropriate.

Lifetime ECL represents the expected credit losses that will result from all possible default events over the expected life of a financial instrument.

1) Fair Value Estimation

The fair value of financial assets and financial liabilities must be estimated for recognition and measurement or for disclosure purposes.

The fair value of financial instruments traded in active markets (such as publicly traded derivatives) is based on quoted market prices at the reporting date. The quoted market price used for financial assets held by the Group is the current bid price; the appropriate quoted market price for financial liabilities is the current ask price.

The fair value of financial instruments that are not traded in an active market (for example, over the counter derivatives) is determined using valuation techniques. The Group uses a variety of methods and makes assumptions that are based on market conditions existing at each balance date. Quoted market prices or dealer quotes for similar instruments are used for long-term debt instruments held. Other techniques, such as discounted cash flows, are used to determine fair value for the remaining financial instruments.

Notes to and Forming Part of the Consolidated Financial Statements (continued)

m) Leases

The Group assesses at contract inception whether a contract is, or contains, a lease. That is, if the contract conveys the right to control the use of an identified asset for a period of time in exchange for consideration.

Group as a lessee

The Group applies a single recognition and measurement approach for all leases, except for short-term leases and leases of low-value assets. The Group recognises lease liabilities to make lease payments and right-of-use assets representing the right to use the underlying assets.

i. Right-of-use assets

The Group recognises right-of-use assets at the commencement date of the lease (i.e., the date the underlying asset is available for use). Right-of-use assets are measured at cost, less any accumulated depreciation and impairment losses, and adjusted for any remeasurement of lease liabilities. The cost of right-of-use assets includes the amount of lease liabilities recognised, initial direct costs incurred, and lease payments made at or before the commencement date less any lease incentives received. Right-of-use assets are depreciated on a straight-line basis over the shorter of the lease term and the estimated useful lives of the assets. The Group's right-of-use assets relates to office premises which is depreciated over the term of the lease agreements.

The right-of-use assets are also subject to impairment. Refer to the accounting policies in note 1(i) Impairment of assets.

ii. Lease liabilities

At the commencement date of the lease, the Group recognises lease liabilities measured at the present value of lease payments to be made over the lease term. The lease payments include fixed payments (including in-substance fixed payments) less any lease incentives receivable, variable lease payments that depend on an index or a rate, and amounts expected to be paid under residual value guarantees. The lease payments also include the exercise price of a purchase option reasonably certain to be exercised by the Group and payments of penalties for terminating the lease, if the lease term reflects the Group exercising the option to terminate.

Variable lease payments that do not depend on an index or a rate are recognised as expenses (unless they are incurred to produce inventories) in the period in which the event or condition that triggers the payment occurs.

In calculating the present value of lease payments, the Group uses its incremental borrowing rate at the lease commencement date because the interest rate implicit in the lease is not readily determinable. After the commencement date, the amount of lease liabilities is increased to reflect the accretion of interest and reduced for the lease payments made. In addition, the carrying amount of lease liabilities is remeasured if there is a modification, a change in the lease term, a change in the lease payments (e.g., changes to future payments resulting from a change in an index or rate used to determine such lease payments) or a change in the assessment of an option to purchase the underlying asset.

For personal use only

Notes to and Forming Part of the Consolidated Financial Statements (continued)

iii. Short-term leases and leases of low-value assets

The Group applies the short-term lease recognition exemption to its short-term leases of machinery and equipment (i.e., those leases that have a lease term of 12 months or less from the commencement date and do not contain a purchase option). It also applies the lease of low-value assets recognition exemption to leases of office equipment that are considered to be low value. Lease payments on short-term leases and leases of low-value assets are recognised as expense on a straight-line basis over the lease term.

n) Employee Benefits

Liabilities for wages and salaries, including non-monetary benefits, annual leave and accumulating sick leave expected to be settled within twelve months of the reporting date are recognised in provisions in respect of employees' services up to the reporting date and are measured at the amounts expected to be paid when the liabilities are settled. Liabilities for non-accumulating sick leave are recognised when the leave is taken and measured at the rates paid or payable. Employee benefits payable later than one year, including long service leave, are measured at the present value of the estimated future cash flows to be made for those benefits. Contributions to defined contribution super plans are expensed when the employees have rendered the services entitling them to the contributions.

o) Contributed Equity

Issued and paid up capital is recognised at the fair value of the consideration received by the Company.

Incremental costs directly attributable to the issue of new shares or options are shown in equity as a deduction, net of tax, from the proceeds. Incremental costs directly attributable to the issue

of new shares or options, for the acquisition of a business are not included in the cost of the acquisition as part of the purchase consideration.

p) Earnings per Share

Basic earnings per share is calculated by dividing the profit attributable to equity holders of the Group, excluding any costs of servicing equity other than ordinary shares, by the weighted average number of ordinary shares outstanding during the year, adjusted for bonus elements in ordinary shares issued during the year.

Diluted earnings per share adjusts the figures used in the determination of basic earnings per share to take into account the after-tax effect of interest and other financing costs associated with dilutive potential ordinary shares and the weighted average number of shares assumed to have been issued for no consideration in relation to dilutive potential ordinary shares.

Notes to and Forming Part of the Consolidated Financial Statements (continued)

q) Goods and Services Tax (GST)

Revenues, expenses and assets are recognised net of the amount of GST except:

- a. where the GST incurred on a purchase of goods and services is not recoverable from the taxation authority, in which case the GST is recognised as part of the cost of acquisition of the asset or as part of the expense item as applicable; and
- b. receivables and payables are stated with the amount of GST included.

The net amount of GST recoverable from, or payable to, the taxation authority is included as part of receivables or payables in the Statement of Financial Position.

Cash flows are included in the Statement of Cash Flows on a gross basis and the GST components of cash flows arising from investing and financing activities, which are recoverable from, or payable to, the taxation authority are classified as operating cash flows.

r) Share Based Payments

Share based payments are provided to directors, employees, consultants and other advisors and to acquire assets such as mineral exploration licences.

The fair value of share-based payments granted is determined using an appropriate option pricing model. Share-based payments are valued at fair value at the date of grant.

s) Segment Information

Operating segments are identified in accordance with AASB 8 on the basis of internal reports about components of the Group that are regularly reviewed by the chief operating decision maker, being the Board of Directors, in order to allocate resources to the segment and to assess its performance. See note 20.

t) Critical accounting judgements and key sources of estimation uncertainty

In the application of the Group's accounting policies, as described above, the directors of the Company are required to make judgements, estimates and assumptions about the carrying amounts of assets and liabilities that are not readily apparent from other sources. The estimates and associated assumptions are based on historical experience and other factors that are considered to be relevant. Actual results may differ from these estimates.

The estimates and underlying assumptions are reviewed on an ongoing basis. Revisions to accounting estimates are recognised in the period in which the estimate is revised if the revision affects only that period, or in the period of the revision and future periods if the revision affects both current and future periods. The estimates and assumptions that have a risk of causing a material adjustment to the carrying amounts of assets and liabilities within the next financial year are discussed below.

Notes to and Forming Part of the Consolidated Financial Statements (continued)

Recoverability of exploration and evaluation assets

The application of the Group's accounting policy for exploration and evaluation expenditure requires judgement to determine whether it is likely that future economic benefits are likely, from future either exploitation or sale, or whether activities have not reached a stage which permits a reasonable assessment of the existence of reserves. This requires management to make certain estimates and assumptions as to future events and circumstances, including the maintenance of title, ongoing expenditure and whether an economically viable extraction operation can be established. Any such estimates and assumptions may change as new information becomes available.

If, after expenditure is capitalised, information becomes available suggesting that the recovery of the expenditure is unlikely, the relevant capitalised amount is written off in profit or loss in the period when the new information becomes available. See note 9 for the disclosure on the carrying values of exploration and evaluation assets as at reporting date.

Share-based payments

Share-based payments are recorded at fair value, calculated using both the Black-Scholes Option Valuation and the Binomial Option Pricing Model. Both valuation methods require judgement to determine the probability of the option or performance right vesting. The Binomial Option Pricing model requires volatility to be estimated. Details on these estimates can be found in Note 19.

For personal use only

Notes to and Forming Part of the Consolidated Financial Statements (continued)

2. Revenue and other income

	Year Ended 30 June	
	2024	2023
	A\$	A\$
Interest income	454,142	323,651
Other income ⁽ⁱ⁾	8,421,935	-

Notes

- (i) Other income is represented by the gain on sale of exploration and evaluation assets during the year as follows:
- a. On 27 September 2023, the Company disposed two exploration licences related to the Yarri project. The total fair value of the consideration received was \$645,000. The gain on sale recognised was \$580,000. The consideration received for the disposal of Yarri tenements was made up of the following:
 - i. \$150,000 cash
 - ii. 10,000,000 ordinary shares in Marquee Resources Limited (ASX:MQR)
 - iii. 10,000,000 options with exercised price of \$0.05 per share, in Marquee Resources Limited.
 - iv. A 1% net smelter royalty (NSR) over all metals besides lithium, caesium, and tantalum in respect of exploration licence E28/3264 and E28/3161.
 - b. the sale of 100% of the Hobbes exploration licence (E31/1117) to Northern Star Resources Ltd (ASX:NST) on 9 April 2024, for a total consideration of \$12.5 million. Solstice held 80% interest in the Hobbes tenement and its share of the proceeds is \$10 million. The gain on sale recognised was \$7,841,935.

Notes to and Forming Part of the Consolidated Financial Statements (continued)

3. Expenses

Expenditure for ordinary activities before income tax expense includes the following specific expenses:

	Year Ended 30 June	
	2024	2023
	A\$	A\$
Corporate expenditure	952,002	2,236,875
Exploration expenditure	2,621,345	4,999,770
Total	3,573,347	7,236,645

Corporate and Exploration Expenditure represented by:

(a) Depreciation & Amortisation		
Depreciation of plant and equipment	81,470	99,506
Amortisation of right-of-use assets	77,941	65,588
(b) Personnel expenses		
Personnel expenses ⁽ⁱ⁾	1,477,011	1,982,155
(c) Corporate expenditure		
Corporate expenditure	575,694	89,626
(d) Exploration expenditure		
Exploration expenditure	1,361,231	4,999,770
Total Expenditure	3,573,347	7,236,645

Notes

- (i) Includes wages and salaries for the Managing Director, Corporate staff and Exploration staff.

Notes to and Forming Part of the Consolidated Financial Statements (continued)

4. Income Tax

	Year Ended 30 June	
	2024	2023
	A\$	A\$
(i) Recognised in profit or loss		
<i>Current income tax</i> – Current income tax benefit	-	-
<i>Deferred income tax</i> – Deferred tax assets not recognised	-	-
Income tax expense reported in the statement of profit or loss	-	-
(ii) Recognised directly in equity		
<i>Deferred income tax related to items charged or credited directly to equity</i>	-	-
Income tax expense recognised directly in equity	-	-
(iii) Reconciliation between Tax Expense and Accounting Profit/(Loss) before Income Tax		
Accounting profit/(loss) before income tax	4,612,406	(6,912,994)
At the domestic income tax rate of 25% (2023: 25%)	1,153,102	(1,728,248)
Expenditure not allowable for income tax purposes	173,285	255,728
Deferred tax assets assumed by the Ultimate Parent Company	-	-
Deferred tax assets not brought into account this year	(1,326,386)	1,472,520
Income tax expense reported in the statement of profit or loss	-	-
(iv) Deferred Income Tax		
Deferred income tax at 30 June relates to the following:		
<i>Deferred Tax Liabilities</i>		
Exploration and evaluation assets	94,152	110,424
Accrued interest	30,479	5,991
Right-of-use asset	23,095	42,580
Deferred tax assets used to offset deferred tax liabilities	(147,726)	(158,995)
	-	-
<i>Deferred Tax Assets</i>		
Accruals	5,375	5,000
Provisions	30,571	24,666
Business related costs	111,642	166,856
Lease liability	26,005	46,003
Tax losses available to offset against future taxable income	1,125,171	2,407,105
Deferred tax assets used to offset deferred tax liabilities	(147,726)	(158,995)
Deferred tax assets not recognised	(1,151,038)	(2,490,635)
	-	-

The benefit of deferred tax assets not brought to account will only be brought to account if:

- (i) future assessable income is derived of a nature and of an amount sufficient to enable the benefit to be realised;
- (ii) the conditions for deductibility imposed by tax legislation continue to be complied with; and
- (iii) no changes in tax legislation adversely affect the Company in realising the benefit.

Notes to and Forming Part of the Consolidated Financial Statements (continued)

(v) Tax losses

At the reporting date the Group has unrecognised tax losses of \$1,125,171 (2023: \$2,407,105) that are available for offset against future taxable profits. Tax losses in Australia do not expire but subject to continuity of ownership test or same business test. No deferred tax asset has been recognised in respect of the tax losses due to the uncertainty of future profit streams.

(vi) Tax Consolidation

Solstice and its 100% owned Australian resident subsidiary formed a tax consolidation group effective from 22 April 2022.

(vii) Franking Account

In respect to the payment of dividends (if any) by Solstice in subsequent financial years, no franking credits are currently available, or are likely to become available in the next 12 months.

5. Current Assets – Trades and Other Receivables

	Year Ended 30 June	
	2024	2023
	A\$	A\$
GST receivable	-	56,185
Interest receivable	121,917	23,963
Other assets ⁽ⁱ⁾	-	19,374
Total Trade and Other Receivables	121,917	99,522

Notes

(i) Other assets includes invoices raised to OreCorp in providing Chief Geologist services.

6. Current Assets – Other Assets

The Group's Nanutarra project option was with Cratonix Pty Ltd, which is controlled by Nick Castleden, the CEO. During the year ended 30 June 2024, the Group elected not to pursue the option of acquiring the Nanutarra project. Accordingly, the \$5,000 paid as a non-refundable deposit has been fully expensed.

Notes to and Forming Part of the Consolidated Financial Statements (continued)

7. Right-of-Use Asset and Liability

	Year Ended 30 June	
	2024	2023
	A\$	A\$
Right-of-use asset	215,172	215,172
Accumulated amortisation	(122,794)	(44,853)
Net carrying amount	92,378	170,319
Lease liability		
Current	68,293	79,994
Non-Current	35,725	104,019
Total Liabilities	104,018	184,013
Amounts recognised in statement of comprehensive income		
Amortisation charge of right-of-use asset	77,941	65,588
Net finance expenses	5,081	4,895

8. Non-Current Assets – Plant and Equipment

	Year Ended 30 June	
	2024	2023
	A\$	A\$
(a) Plant and Equipment		
Cost	398,044	396,768
Accumulated amortisation	(283,403)	(201,933)
Net carrying amount	114,641	194,835
(b) Reconciliation		
Carrying amount at beginning of year	194,835	207,919
Additions	1,276	87,256
Disposals	-	(834)
Depreciation charge for the year	(81,470)	(99,506)
Net carrying amount	114,641	194,835

For personal use only

Notes to and Forming Part of the Consolidated Financial Statements (continued)

9. Non-Current Assets – Exploration and Evaluation Assets

	Year Ended 30 June	
	2024	2023
	A\$	A\$
(a) Exploration & Evaluation Assets		
Eastern Goldfields, Western Australia – Yarri	2,022,849	4,095,914
Eastern Goldfields, Western Australia – Kalgoorlie	1,797,256	1,797,256
Net carrying amount	3,820,105	5,893,170
(b) Reconciliation – Exploration & Evaluation Assets		
Carrying amount at beginning of year	5,893,170	5,893,170
Add: acquisition of exploration and evaluation assets during the year ⁽ⁱ⁾	150,000	-
Less: sale of exploration and evaluation assets during the year ⁽ⁱⁱ⁾	(2,223,065)	-
Net carrying amount	3,820,105	5,893,170

Notes:

- (i) The acquisition for the period ending 30 June 2024 is for the completion of the Earn-In agreement with Crosspick Resources Pty Ltd, which was triggered upon the sale of the Hobbes tenement to a third party (refer to note (ii)b below).
- (ii) The sale of exploration and evaluation assets during the year relates to:
 - a. On 27 September 2023, the Company disposed two exploration licences related to the Yarri project. The total fair value of the consideration received was \$645,000. The consideration received for the disposal of Yarri tenements was made up of the following:
 - i. \$150,000 cash
 - ii. 10,000,000 ordinary shares in Marquee Resources Limited (ASX:MQR)
 - iii. 10,000,000 options with exercised price of \$0.05 per share, in Marquee Resources Limited.
 - iv. A 1% net smelter royalty (NSR) over all metals besides lithium, caesium, and tantalum in respect of exploration licence E28/3264 and E28/3161.
 - b. the sale of 100% of the Hobbes exploration licence (E31/1117) to Northern Star Resources Ltd (ASX:NST) on 9 April 2024, for a total consideration of \$12.5 million. Solstice held 80% interest in the Hobbes tenement and its share of the proceeds is \$10 million excluding GST.

The recovery of exploration expenditure carried forward is dependent upon the discovery of commercially viable mineral and other natural resource deposits, their development and exploration, or alternatively their sale.

Notes to and Forming Part of the Consolidated Financial Statements (continued)

10. Non-Current Assets – Other Financial Assets

	Year Ended 30 June	
	2024	2023
	A\$	A\$
Listed securities ⁽ⁱ⁾	142,338	-
Total Other Financial Assets	142,338	-

Note:

- (i) Listed securities formed part of the consideration for the sale of tenements in the Yarri project to Marquee Resources Ltd (ASX:MQR). Refer to note 9a for further details of the transaction.

11. Current Liabilities – Trade and Other Payables

	Year Ended 30 June	
	2024	2023
	A\$	A\$
Trade and other creditors ⁽ⁱ⁾	136,075	456,996
GST payable ⁽ⁱⁱ⁾	933,630	-
Total Trade and Other Payables	1,069,705	456,996

Note:

- (i) Payables are non-interest bearing and generally settled on 30-day terms. Due to the short-term nature of these payables, their carrying value is assumed to approximate their fair value.
- (ii) GST payable balance includes \$1 million GST collected, in relation to the sale of the Hobbes tenement. For further information on this transaction refer to note 9(ii)b. The Company lodges quarterly Business Activity Statements (BAS) and the \$1million GST collected will be payable upon lodgement of the June 2024 BAS.

12. Current Liabilities – Provisions

	Year Ended 30 June	
	2024	2023
	A\$	A\$
Annual leave provision	107,235	92,787
Total Current Provisions	107,235	92,787

13. Non-Current Liabilities – Provisions

	Year Ended 30 June	
	2024	2023
	A\$	A\$
Long service leave provision	15,049	5,874
Total Non-Current Provisions	15,049	5,874

Notes to and Forming Part of the Consolidated Financial Statements (continued)

14. Issued Capital

	Year Ended 30 June	
	2024	2023
	A\$	A\$
(a) Issued and Paid Up Capital		
100,336,809 (30 June 2023: 100,286,809) fully paid ordinary shares	25,858,388	25,850,263

(b) Movements in Ordinary Share Capital

Movements in ordinary share capital in the year ended 30 June 2024 are outlined in the below table.

Date	Details	Number of Shares	Issue Price A\$	Total Value A\$
1 July 2023	Opening Balance	100,286,809	-	25,850,263
26 February 2024	Performance rights exercised	50,000	-	8,125
30 June 2024	Closing Balance	100,336,809		25,858,388

(c) Rights Attaching to Shares

- (i) Ordinary shares entitle the holder to participate in dividends, and to share in the proceeds of winding up the company in proportion to the number of and amounts paid on the shares held.
- (ii) On a show of hands every holder of ordinary shares present at a meeting in person or by proxy, is entitled to one vote, and upon a poll each share is entitled to one vote.
- (iii) Ordinary shares have no par value and the company does not have a limited amount of authorised capital.

(d) Listed Options

The Listed Options ('Options') are granted based on the following terms and conditions:

- Each Option entitles the holder to subscribe for one Share upon exercise of each Option.
- 14,713,191 listed options have an exercise price of \$0.20 each and expire on 22 April 2026.
- The Options are exercisable at any time prior to the Expiry Date.
- Shares issued on exercise of the Options rank equally with the then shares of the Company.
- Application will be made by the Company for official quotation (if applicable) of the Shares issued upon the exercise of the Options.
- If there is a reconstruction of the issued share capital of the Company, the rights of the Option holders will be varied to comply with the Corporations Act 2001 (Cth) and Listing Rules (if applicable) which apply to the reconstruction at the time of the reconstruction.
- The Options are listed on the ASX.

For personal use only

Notes to and Forming Part of the Consolidated Financial Statements (continued)

15. Reserves

(a) Nature and purpose of reserves

Share-Based Payments Reserve

The share-based payments reserve is used to recognise the share-based payment expense compensation at the grant date and record the grant fair value of share-based payments and other option grants made by the Company.

Asset Revaluation Reserve

The revaluation reserve is used to recognise the movement in fair value of shares held in a listed company.

(b) Movements in Reserves

	Year Ended 30 June	
	2024	2023
	A\$	A\$
Share-based payment reserve		
Opening share-based payment reserve	1,581,384	561,726
Exercise of performance rights ⁽ⁱ⁾	(8,125)	-
Unlisted options granted ⁽ⁱ⁾	399,000	988,058
Performance rights issued ⁽ⁱ⁾	291,323	31,600
Closing share-based payments reserve	2,263,582	1,581,384
Asset Revaluation reserve		
Opening revaluation reserve	-	-
Financial asset revaluation	(352,661)	-
Closing revaluation reserve	(352,661)	-
Total closing reserves	1,910,921	1,581,384

Note:

(i) Refer to note 19 for details of options and performance rights granted and exercised.

16. Accumulated Losses

	Year Ended 30 June	
	2024	2023
	A\$	A\$
Balance at beginning of year	(11,780,887)	(4,867,893)
Net profit/(loss)	4,612,406	(6,912,994)
Balance at end of year	(7,168,481)	(11,780,887)

Notes to and Forming Part of the Consolidated Financial Statements (continued)

17. Key Management Personnel Compensation

The aggregate compensation made to Directors and other members of key management personnel of the Company and the Group is set out in the following table:

	Year Ended 30 June	
	2024	2023
	A\$	A\$
Short-term employee benefits	490,000	393,942
Movement in annual leave provision	5,000	12,809
Post-employment benefits	45,558	39,004
Share-based payments	399,820	753,735
Balance at end of year	940,378	1,199,490

18. Related Party Disclosures

(a) Transactions with Related Parties in the Group

The Group consists of Solstice Minerals Limited (the parent entity) and its controlled entities (see note 21). Balance and transactions between the Company and its subsidiaries, which are related parties of the Company, have been eliminated on consolidation and are not disclosed in this note.

(b) Transactions with Other Related Parties

During the year ended 30 June 2024 the following payments were made to other related parties:

- Grange Consulting Pty Ltd: \$74,839 (2023: \$47,143) for Chief Financial Officer and Company Secretarial services.
- Greenwood Road Pty Ltd: \$30,000 (2023: nil) for Chief Financial Officer and Company Secretarial services.
- JCD Corporate Pty Ltd: \$30,000 (2023:nil) for Company Secretarial services.

The Group's Nanutarra project option was with Cratonix Pty Ltd, which is controlled by Nick Castleden, the CEO. The Group elected not to pursue the option of acquiring the Nanutarra project. Accordingly, the sum of \$5,000 paid as a non-refundable deposit has been fully expensed at 30 June 2024.

There were no transactions with other related parties during the years ended 30 June 2024 and 30 June 2023.

Notes to and Forming Part of the Consolidated Financial Statements (continued)

19. Share-based payment

Share-based payment expense recorded by the Group during the year was \$690,323 (2023: \$1,019,658).

All share-based payments were accounted for as equity-settled share-based payment transactions.

The following table illustrates the number and weighted average exercise prices (WAEP) of, and movements in, unlisted share options issued as share based payments during the current and prior year:

	2024	2024	2023	2023
Unlisted Options	Quantity	WAEP	Quantity	WAEP
Outstanding at beginning of year	16,150,000	0.29	10,250,000	0.29
Options expired during the year	-	-	(100,000)	0.29
Options granted during the year	-	-	6,000,000	0.29
Options exercised during the year	-	-	-	-
Outstanding at end of year	16,150,000	0.29	16,150,000	0.29
Exercisable at end of year	14,316,666	0.29	8,616,667	0.29

For personal use only

Notes to and Forming Part of the Consolidated Financial Statements (continued)

The outstanding balance of options issued as share based payments as at 30 June 2024 is represented by the following table.

Security	Tranche	Grant Date	Vesting Date	Expiry Date	Quantity	Exercise Price
SLSOPT01	1	22 Apr 2022	22 Apr 2022	4 years from grant date	1,250,000	\$0.29
	2	22 Apr 2022	22 Apr 2023	4 years from grant date	1,200,000	\$0.29
	3	22 Apr 2022	22 Apr 2024	4 years from grant date	1,200,000	\$0.29
SLSOPT02 ⁽ⁱ⁾	1	22 Apr 2022	22 Apr 2022	4 years from grant date	2,166,667	\$0.29
	2	22 Apr 2022	22 Apr 2023	4 years from grant date	2,166,667	\$0.29
	3	22 Apr 2022	22 Apr 2024	4 years from grant date	2,166,667	\$0.29
SLSOPT03	1	23 Aug 2022	19 Sep 2022	4 years from grant date	166,667	\$0.29
	2	23 Aug 2022	22 Apr 2023	4 years from grant date	166,667	\$0.29
	3	23 Aug 2022	22 Apr 2024	4 years from grant date	166,667	\$0.29
SLSOPT04	1	1 Feb 2023	24 Jan 2023	4 years from grant date	1,500,000	\$0.29
	2	24 Jan 2023	24 Jan 2024	4 years from grant date	1,500,000	\$0.29
	3	24 Jan 2023	24 Jan 2025	4 years from grant date	1,500,000	\$0.29
SLSOPT05	1	27 Jun 2023	27 Dec 2023	4 years from grant date	333,333	\$0.29
	2	27 Jun 2023	27 Jun 2024	4 years from grant date	333,333	\$0.29
	3	27 Jun 2023	27 Jun 2025	4 years from grant date	333,334	\$0.29
Total					16,150,000	

Note:

- (i) Released from escrow on 2 May 2024. Originally to be held in escrow for 24 months from the date of the Company's listing on the ASX.

The fair value of the equity settled share options granted is estimated as at the date of grant using the both the Black Scholes and Binomial Option valuation models and take into account the terms and conditions upon which the options were granted.

For personal use only

Notes to and Forming Part of the Consolidated Financial Statements (continued)

The following table illustrates the number and movements in performance rights issued as share based payments during the current and prior year:

Performance rights	2024 Quantity	2024 WAEP	2023 Quantity	2023 WAEP
Outstanding at beginning of year	812,500	-	-	-
Granted during the year	2,900,208	Nil	902,500	Nil
Expired during the year	-	-	(90,000)	Nil
Exercised during the year	(50,000)	-	-	-
Outstanding at end of year	3,662,708	Nil	812,500	Nil

The outstanding balance of performance rights issued as share based payments as at 30 June 2024 is represented by:

Security code	Quantity	Grant date	Exercise price	Vesting date	Expiry date	Value per right	Total Fair Value
SLSPR01	475,000	9 Sep 2022	Nil	9 Sep 2025	9 Sep 2027	\$0.1625	\$99,938
SLSPR01	250,000	16 Nov 2022	Nil	16 Nov 2025	16 Nov 2027	\$0.1450	\$36,250
SLSPR01	37,500	12 Jan 2023	Nil	9 Sep 2025	9 Sep 2027	\$0.1900	\$7,125
SLSPR02	564,094	18 Jul 2023	Nil	18 Jul 2025	18 Jul 2027	\$0.1500	\$84,614
SLSPR03	564,094	18 Jul 2023	Nil	18 Jul 2025	18 Jul 2027	\$0.1500	\$84,614
SLSPR04	564,094	18 Jul 2023	Nil	18 Jul 2025	18 Jul 2027	\$0.1202	\$67,786
SLSPR05	564,094	18 Jul 2023	Nil	18 Jul 2026	18 Jul 2027	\$0.1500	\$84,614
SLSPR06 ⁽ⁱ⁾	160,958	13 Nov 2023	Nil	13 Nov 2025	13 Nov 2027	\$0.1350	\$21,729
SLSPR07 ⁽ⁱ⁾	160,958	13 Nov 2023	Nil	13 Nov 2025	13 Nov 2027	\$0.1350	\$21,729
SLSPR08 ⁽ⁱ⁾	160,958	13 Nov 2023	Nil	13 Nov 2025	13 Nov 2027	\$0.1040	\$16,740
SLSPR09 ⁽ⁱ⁾	160,958	13 Nov 2023	Nil	13 Nov 2026	13 Nov 2027	\$0.1350	\$21,729

Note:

- (i) Issued to Managing Director

The Performance Rights issued during the year ended 30 June 2024 were granted based on the following terms and conditions:

- Each Performance Right entitles the holder to subscribe for one Share upon exercise of each Performance Right.
- A Performance Right may be exercised not later than its Expiry Date, and may only be exercised after the Performance Right has vested and all conditions associated with the exercised of the Performance Right have been satisfied.
- The Performance Rights are subject to continuous service, or alternatively the Board has discretion to approve and provide notice to a Good Leaver.
- Shares issued on exercise of the Performance Rights rank equally with the then shares of the Company.
- Application will be made by the Company for official quotation (if applicable) of the Shares issued upon the exercise of the Performance Rights.

Notes to and Forming Part of the Consolidated Financial Statements (continued)

- If there is an reconstruction of the issued share capital of the Company, the rights of the Performance Rights holders will be varied to comply with the Corporations Act 2001 (Cth) and Listing Rules (if applicable) which apply to the reconstruction at the time of the reconstruction.
- Performance rights will vest in four equal quantities, pursuant to specific vesting conditions for each security as outlined below:

Security	Vesting Conditions (Subject to any required ASX approvals or amendments to their terms)	Performance Period
SLSPR02 & SLSPR06	Quantified exploration success over the next 24-months from grant date on any one of the following key achievements: <ul style="list-style-type: none"> • Hobbes Project – Drill intercept into a new mineralised position of >40 grams/metres at average grade of >0.6 g/t of gold (Au); or • Other SLS tenures – Drill intercept into a new mineralised position of >25gram/metres at average grade of >1g/t Au; or • Identification and test of new target that returns a nickel sulphide drill intercept of >10 nickel percent metres (sum Ni% x m = >10) at average intercept grade of >0.8% Ni; or • Identification and discovery of other metals, for example lithium (Li), rare earth elements (REE), volcanogenic massive sulphide (VMS), nickel (Ni)/copper (Cu)/platinum (PGE) sulphide. The discovery is considered significant enough to warrant an announcement on the Australian Securities Exchange (ASX) and has led to an increase in the Company's share price of at least 125% based on a Volume-Weighted Average Price (VWAP) calculation for the five (5) trading days upon which trades were recorded from the date of the ASX release. 	24 months from grant date
SLSPR03 & SLSPR07	Acquisition of a new mineral project that is considered significant enough to warrant an announcement on the ASX and has led to an increase in the company's share price of at least 125% based on a VWAP calculation for the five (5) trading days upon which trades were recorded from the date of the ASX release.	24 months from grant date
SLSPR04 & SLSPR08	The Company achieving a share price of \$0.38 per Share based on a VWAP calculation for any thirty (30) trading days upon which trades were recorded (Share price is determined as 250% of share price at 30 June 2023).	24 months from grant date
SLSPR05 & SLSPR09	Subject to the continuous service from the date of issue of the Performance Rights to the date that is 36 months from the issue date.	36 months from grant date

For personal use only

Notes to and Forming Part of the Consolidated Financial Statements (continued)

Management have valued Performance Rights SLSPR02, SLSPR03, SLSPR05, SLSPR06, SLSPR07, SLSPR09 using the Black Scholes Option model assuming 100% probability of achieving the vesting conditions. Performance Rights SLSPR04 and SLSPR08 were valued using the Trinomial Barrier Option model. Valuation calculations for the Performance Rights at 30 June 2024 utilise the following inputs.

Security code	Stock Price	Exercise price	Period to Exercise	Barrier	Risk-free interest rate	Volatility
SLSPR02	\$0.1500	Nil	2 years	-	4.06%	110%
SLSPR03	\$0.1500	Nil	2 years	-	4.06%	110%
SLSPR04	\$0.1350	Nil	2 years	\$0.3800	4.06%	110%
SLSPR05	\$0.1500	Nil	3 years	-	3.92%	110%
SLSPR06 ⁽ⁱ⁾	\$0.1350	Nil	2 years	-	3.84%	110%
SLSPR07 ⁽ⁱ⁾	\$0.1350	Nil	2 years	-	3.84%	110%
SLSPR08 ⁽ⁱ⁾	\$0.1350	Nil	2 years	\$0.3800	3.84%	110%
SLSPR09 ⁽ⁱ⁾	\$0.1350	Nil	3 years	-	3.82%	110%

20. Segment Information

AASB 8 requires operating segments to be identified on the basis of internal reports about components of the Consolidated Entity that are regularly reviewed by the chief operating decision makers, being the Board of Directors and executives of the Group, in order to allocated resources to the segment and to assess it's performance.

The Group operates in one operating segment being mineral exploration and one geographical segment being Western Australia.

21. Controlled Entity

The controlled entity is included in the consolidated financial statements. The parent entity does not guarantee to pay the deficiency of its controlled entity in the event of a winding up of the controlled entity. The financial year end of the controlled entity is the same as that of the parent entity.

Name of Controlled Entity	Place of Incorporation	% of Shares Held 2024	% of Shares Held 2023
GreenCorp Metals Pty Ltd	Australia	100%	100%

22. Remuneration of Auditors

During the year, the following fees were paid or payable for services provided by the auditor of the Group:

	Year Ended 30 June	
	2024	2023
	A\$	A\$
William Buck Audit (WA) Pty Ltd:		
- Form 5 audit	1,500	-
- Audit and review of financial report	32,202	30,000

Notes to and Forming Part of the Consolidated Financial Statements (continued)

23. Earnings per Share

	Year Ended 30 June	
	2024	2023
	A\$	A\$
Basic and diluted profit/(loss) per share (\$ per share):		
From continuing operations	0.042	(0.069)
Basic and diluted profit/(loss) per share (\$ per share)	0.042	(0.069)

The following table reflects the income and share data used in the calculations of basic and diluted profit/(loss) per share:

	Year Ended 30 June	
	2024	2023
	A\$	A\$
Net profit/(loss) used in calculating basic and diluted profit/(loss) per share:		
Net profit/(loss) from continuing operations	4,259,745	(6,912,994)
Net profit/(loss) used in calculations of basic and diluted profit/(loss) per share	4,259,745	(6,912,994)

	Year Ended 30 June	
	2024	2023
	A\$	A\$
Weighted average number of ordinary shares used in calculating basic profit/(loss) per share, adjusted to reflect the Company restructure	100,303,886	100,286,809
Effect of dilutive securities ⁽ⁱ⁾		
Adjusted weighted average number of ordinary shares used in calculating diluted profit/(loss) per share	100,303,886	100,286,809

Notes:

- (i) Non-dilutive securities: As at balance date the below options and securities, which together represent 34,525,899 potential ordinary shares were not considered dilutive for the purposes of calculating the diluted profit per share for the year ended 30 June 2024 as they would decrease the profit/(loss) per share.
 - a. 16,150,000 unlisted options
 - b. 14,713,191 listed options
 - c. 3,662,708 performance rights
- (ii) Other than as disclosed in note 29, there have been no conversions, calls, subscriptions or issue of shares or options subsequent to balance date.

For personal use only

Notes to and Forming Part of the Consolidated Financial Statements (continued)

24. Statement of Cash Flows

- (a) Reconciliation of Net Profit / (Loss) after Income Tax to net Cash Outflow from Operating Activities

	Year Ended 30 June	
	2024	2023
	A\$	A\$
Net profit/(loss) after income tax	4,612,407	(6,912,994)
Adjustment for non-cash income and expense items		
Depreciation of plant and equipment	81,470	99,507
Amortisation of right-of-use asset	77,941	65,588
Provision for annual leave	14,447	49,478
Provision for long service leave	9,175	4,333
Share based payments	690,323	1,019,658
Gain on sale of tenements	8,421,935	-
Changes in working capital		
Decrease in trade and other receivables	(22,395)	(27,494)
Decrease in trade and other payables	612,709	(113,919)
Net cash outflow from operating activities	2,340,858	(5,815,843)

- (b) Reconciliation of Cash and Cash Equivalents

	Year Ended 30 June	
	2024	2023
	A\$	A\$
Cash at bank and on hand	1,551,112	1,973,240
Bank short-term deposits	16,000,000	8,000,000
Cash and cash equivalents at 30 June	17,551,112	9,973,240

- (c) Credit Standby Arrangements with Banks

At balance date, the Company had no used or unused financing facilities.

- (d) Non-cash Investing Activities

During the year ended 30 June 2024, the Company acquired interests in Marquee Resources Limited as part of the divestment of tenements related to the Yarri Project. On 27 September 2023, the Company disposed two exploration licences related to the Yarri project. The total fair value of the consideration received was \$645,000. The consideration received for the disposal of Yarri tenements was made up of the following:

- \$150,000 cash
- 10,000,000 ordinary shares in Marquee Resources Limited (ASX:MQR).
- 10,000,000 options with exercise price of \$0.05 per share, in Marquee Resources Limited.
- A 1% net smelter royalty (NSR) over all metals besides lithium, caesium, and tantalum in respect of exploration licence E28/3264 and E28/3161.

There were no other non-cash investing activities during the years ended 30 June 2023 and 30 June 2024.

Notes to and Forming Part of the Consolidated Financial Statements (continued)

25. Parent Entity Disclosures

	Year Ended 30 June	
	2024	2023
	A\$	A\$
(a) Parent Entity – Financial Position		
<i>Assets</i>		
Current Assets	17,697,376	10,102,106
Non-Current Assets	2,402,207	4,491,070
Total Assets	20,099,583	14,593,176
<i>Liabilities</i>		
Current Liabilities	2,041,276	(629,777)
Non-Current Liabilities	(50,774)	(109,893)
Total Liabilities	1,990,502	(739,670)
Net Assets / (Liabilities)	22,090,085	13,853,506
<i>Equity</i>		
Issued Capital	25,858,389	25,850,264
Reserves	1,910,921	1,581,384
Accumulated Losses	5,679,225	(13,578,142)
Total Equity	22,090,085	13,853,506
(b) Parent Entity – Financial Performance		
Profit/(Loss) for the Year	4,744,803	(5,789,779)
Other Comprehensive (Loss)	(352,661)	-
Profit/(Loss) Attributable to Members of the Parent	4,392,141	(5,789,779)

(c) Guarantees Entered into by the Parent Entity in Relation to the Debts of its Subsidiaries

As at 30 June 2024 and 2023, the Parent had not entered into any guarantees in relation to debts of its subsidiaries.

(d) Contingent Liabilities of the Parent Entity

As at 30 June 2024 and 2023, the Parent did not have any contingent liabilities. Refer to Note 28 for details of Group contingent liabilities.

(e) Commitments for the Acquisition of Property, Plant and Equipment by the Parent Entity

At at 30 June 2024 and 2023, the Parent did not have any commitments for the acquisition of property, plant and equipment.

Notes to and Forming Part of the Consolidated Financial Statements (continued)

26. Financial Instruments

	Year Ended 30 June	
	2024	2023
	A\$	A\$
Financial Assets		
Cash and cash equivalents	17,551,112	9,973,244
Other financial assets	24,344	24,344
Other current receivables	121,917	99,522
Total Financial Assets	17,697,373	10,097,110
Financial Liabilities		
Trade and other payables	1,069,705	456,996
Lease liability	104,019	79,994
Intercompany payables	-	-
Total Financial Liabilities	1,173,724	536,990

The Group has exposure to the following risks from their use of financial instruments:

(a) Liquidity risk

Liquidity risk is the risk that the Group will not be able to meet its financial obligations as and when they fall due. The Board's approach to liquidity is to ensure, as far as possible, that the Group will have sufficient liquidity to meet its obligations as they fall due. The Group's liquidity and associated risk is outlined in the following table:

For personal use only

Notes to and Forming Part of the Consolidated Financial Statements (continued)

Group	Carrying Amount \$	Less than 6 months \$	6 – 12 months \$	1 - 2 years \$
2024				
Financial Assets				
Non-interest bearing	175,620	175,620	-	-
Fixed interest rate instruments ⁽ⁱ⁾	16,024,344	16,000,000	24,344	-
Variable interest rate instruments ⁽ⁱⁱ⁾	1,497,409	1,497,409	-	-
Total financial assets	17,697,373	17,673,029	24,344	-
Financial Liabilities				
Trade and other payables	1,069,705	1,101,548	-	-
Lease liability	104,019	27,642	40,651	35,726
Total financial liabilities	1,173,724	1,129,190	40,651	35,726
2023				
Financial Assets				
Non-interest bearing	187,195	187,195	-	-
Fixed interest rate instruments ⁽ⁱ⁾	8,024,344	8,000,000	24,344	-
Variable interest rate instruments ⁽ⁱⁱ⁾	1,885,571	1,885,571	-	-
Total financial assets	10,097,110	10,072,766	24,344	-
Financial Liabilities				
Trade and other payables	456,996	456,996	-	-
Lease liability	79,994	44,997	34,997	-
Total financial liabilities	536,990	501,993	34,997	-

Notes

- (i) Interest rates – 2024: 4.95%; 2023: 4.90%
(ii) Interest rates – 2024: 1.15%; 2023: 0.13%

(b) Interest rate risk

The Group's exposure to the risk of changes in market interest rates relates primarily to the cash and short-term deposits with a floating interest rate.

These financial assets with variable rates expose the Group to cash flow interest rate risk. All other financial assets and liabilities, in the form of receivables and payables are non-interest bearing.

The Group currently does not engage in any hedging or derivative transactions to manage interest rate risk.

Cash flow sensitivity analysis for variable rate instruments

Assuming all other variables remain unchanged, a change of 10% in interest rates at the reporting date would have increased/(decreased) equity and profit or loss by \$45,414 (2023: \$32,365).

(a) Net Fair Value of Financial Assets and Liabilities

The net fair value of cash, cash equivalents and financial assets and financial liabilities approximates their carrying value.

For personal use only

Notes to and Forming Part of the Consolidated Financial Statements (continued)

(b) Commodity Risk

The Group is exposed to commodity price risk. These commodity prices can be volatile and are influenced by factors beyond the Group's control. As the Group is currently engaged in exploration and business development activities, no sales commodity products are forecast for the next 12 months, and accordingly, no hedging or derivative transactions have been used to manage price risk.

(c) Capital Management

The Board's policy is to maintain a strong capital base to maintain investor, creditor and market confidence and to sustain future development of the business. Given the stage of development of the Group, the Board's objective is to minimise debt and to raise funds as required through the issue of new shares. The Group may also examine new business opportunities, where acquisition/working capital requirements of a new project may involve additional funding in some format.

The Group is not definitively committed to any specific exploration spend on its exploration licences, apart from the minimum expenditure requirements for the next 12 months, and will continue to assess ongoing exploration results on the licences, prior to making any decisions on future exploration programs and expenditures.

There were no changes to the Group's approach to capital management during the year.

The Group is not subject to externally imposed capital requirements.

27. Commitments for Expenditure

- (a) As a condition of retaining the current rights to tenure to exploration tenements, the Group is required to pay an annual rental charge and meet minimum expenditure requirements for each tenement. These obligations are not provided for in the financial statements and are at the sole discretion of the Group. Minimum expenditure requirements for the current licence period are as per the following:

Minimum expenditure for licences	2024 A\$	2023 A\$
Not longer than 1 year	916,207	1,197,391
Longer than 1 year and shorter than 5 years	1,072,541	2,251,080
Longer than 5 years	-	-
	1,988,748	3,448,471

The Group also has royalty obligations as part of the agreements for the acquisition of its WA assets. The royalty obligations are not provided for in the financial statements as the likelihood of any payments is considered remote due to the early-stage nature of the exploration assets.

- (b) During the year ended 30 June 2023, the Group entered into an agreement and paid \$30,000 cash to acquire tenure. The final consideration will fall due upon the tenure being granted; or should the tenure not be granted, the full \$30,000 will be expensed.

28. Contingent Liabilities

Other than as disclosed, the Company and Group have no known contingent liabilities requiring disclosure as at 30 June 2024 and 30 June 2023.

Notes to and Forming Part of the Consolidated Financial Statements (continued)

29. Significant Post Balance Date Events

Since the end of the financial year and to the date of this financial report there have been no significant post balance date events.

For personal use only

Consolidated Entity Disclosure Statement

Entity name	Body corporate, partnership or trust	Place incorporated	% of share capital held directly or indirectly by the body corporate	Australian or Foreign tax resident	Jurisdiction for Foreign Tax resident
Solstice Minerals Limited	Body corporate	Australia	-	Australian	N/A
Greencorp Metals Pty Ltd	Body corporate	Australia	100%	Australian	N/A

For personal use only

Directors' Declaration

In accordance with a resolution of the Directors of Solstice Minerals Limited, I state that:

1. In the opinion of the Directors:
 - a. the financial statements and notes thereto of the Consolidated Entity are in accordance with the Corporations Act 2001 including:
 - (i) giving a true and fair view of the Consolidated Entity's financial position as at 30 June 2024 and of its performance for the year ended on that date; and
 - (ii) complying with accounting standards and the Corporations Act 2001; and
 - b. there are reasonable grounds to believe that the Consolidated Entity will be able to pay its debts as and when they become due and payable.
2. The attached financial statements are in compliance with International Financial Reporting Standards, as stated in note 1 to the financial statements.
3. The information disclosed in the attached consolidated entity disclosure statement is true and correct.
4. The Directors have been given a declaration required by section 295A of the Corporations Act 2001 for the financial year ended 30 June 2024.

On behalf of the Board



Nick Castleden

Chief Executive Officer & Managing Director

25 September 2024

For personal use only

Lead Auditor's Independence Declaration under Section 307C of the Corporations Act 2001

To the directors of Solstice Minerals Limited

As lead auditor for the audit of Solstice Minerals Limited for the year ended 30 June 2024, I declare that, to the best of my knowledge and belief, there have been:

- no contraventions of the auditor independence requirements as set out in the *Corporations Act 2001* in relation to the audit; and
- no contraventions of any applicable code of professional conduct in relation to the audit.

This declaration is in respect of Solstice Minerals Limited and the entity it controlled during the year.

William Buck

William Buck Audit (WA) Pty Ltd
ABN 67 125 012 124

CN

Conley Manifis
Director

Dated this 25th day of September 2024

For personal use only

Independent auditor's report to the members of Solstice Minerals Limited

Report on the audit of the financial report

Our opinion on the financial report

In our opinion, the accompanying financial report of Solstice Minerals Limited (the Company) and its subsidiary (the Group) is in accordance with the *Corporations Act 2001*, including:

- giving a true and fair view of the Group's financial position as at 30 June 2024 and of its financial performance for the year then ended; and
- complying with Australian Accounting Standards and the *Corporations Regulations 2001*.

What was audited?

We have audited the financial report of the Group, which comprises:

- the consolidated statement of financial position as at 30 June 2024,
- the consolidated statement of profit or loss and other comprehensive income for the year then ended,
- the consolidated statement of changes in equity for the year then ended,
- the consolidated statement of cash flows for the year then ended,
- notes to the financial statements, including material accounting policy information,
- the consolidated entity disclosure statement, and
- the directors' declaration.

Basis for opinion

We conducted our audit in accordance with Australian Auditing Standards. Our responsibilities under those standards are further described in the *Auditor's responsibilities for the audit of the financial report* section of our report. We are independent of the Group in accordance with the auditor independence requirements of the *Corporations Act 2001* and the ethical requirements of the Accounting Professional & Ethical Standards Board's APES 110 *Code of Ethics for Professional Accountants (including Independence Standards)* (the Code) that are relevant to our audit of the financial report in Australia. We have also fulfilled our other ethical responsibilities in accordance with the Code.

We believe that the audit evidence we have obtained is sufficient and appropriate to provide a basis for our opinion.

Key audit matters

Key audit matters are those matters that, in our professional judgement, were of most significance in our audit of the financial report of the current period. These matters were addressed in the context of our audit of the financial report as a whole, and in forming our opinion thereon, and we do not provide a separate opinion on these matters.

<p>Key Audit Matter 1</p>	<p>Carrying Value of Exploration and Evaluation Assets (refer also to notes 1(f) and 9)</p> <p>The Group has capitalised the acquisition costs of tenements for which licences have been granted comprising the Gold and Base Metals Projects located in the Eastern Goldfields of Western Australia. The carrying value of \$3,820,105, represents a significant asset of the Group.</p> <p>This is a key audit matter due to the fact that significant judgement is applied in determining whether the capitalised exploration costs continue to meet the recognition criteria of AASB 6 <i>Exploration for and Evaluation of Mineral Resources</i>.</p>	<p>How our audit addressed the key audit matter</p> <p>Our procedures focussed on evaluating management's assessment of whether the exploration assets meet the recognition criteria of AASB 6 <i>Exploration for and Evaluation of Mineral Resources</i>, including:</p> <ul style="list-style-type: none"> — Obtaining evidence that the Group has valid rights to explore the areas represented by the capitalised exploration costs. — Enquiring of management and reviewing the cashflow forecast to verify that substantive expenditure on further exploration for and evaluation of the mineral resources in the Group's areas of interest was planned and compared these to the minimum expenditure requirements of the license expenditure requirements. — Enquiring with management, reviewing ASX announcements made and reviewing minutes of director meetings to verify that the Group had not decided to discontinue activities in any of its areas of interest. — Reviewing management's impairment assessment on the carrying value of exploration assets as at 30 June 2024. — Assessing the adequacy of the related disclosures in the financial report.
<p>Key Audit Matter 2</p>	<p>Valuation of Options and Performance Rights (refer also to notes 1(r), 15 & 19)</p> <p>The Group has reported \$690,323 of expenses for the year in respect of share-based payments.</p>	<p>How our audit addressed the key audit matter</p> <p>Our audit procedures included:</p> <ul style="list-style-type: none"> — Assessing management's calculation of fair value, including the appropriateness of the valuation models used, inputs applied and verifying that the terms and conditions of

Significant judgement and estimation by management is required in determining the share-based payment expense in the period for options and performance rights granted and is therefore, considered to be a key audit matter.

the options and performance rights granted agreed to the relevant ASX Announcements and signed agreements.

- Critically reviewing management's assumptions regarding the likelihood of meeting the performance conditions for non-market-based conditions; and
- Assessing whether management's reporting and disclosure of share-based payments was in accordance with AASB 2 *Share Based Payments*.

Other information

The directors are responsible for the other information. The other information comprises the information included in the Group's annual report for the year ended 30 June 2024, but does not include the financial report and our auditor's report thereon.

Our opinion on the financial report does not cover the other information and accordingly we do not express any form of assurance conclusion thereon.

In connection with our audit of the financial report, our responsibility is to read the other information and, in doing so, consider whether the other information is materially inconsistent with the financial report or our knowledge obtained in the audit or otherwise appears to be materially misstated.

If, based on the work we have performed, we conclude that there is a material misstatement of this other information, we are required to report that fact. We have nothing to report in this regard.

Responsibilities of the directors for the financial report

The directors of the Company are responsible for the preparation of:

- the financial report (other than the consolidated entity disclosure statement) that gives a true and fair view in accordance with Australian Accounting Standards and the *Corporations Act 2001*; and
- the consolidated entity disclosure statement that is true and correct in accordance with the *Corporations Act 2001*, and

for such internal control as the directors determine is necessary to enable the preparation of:

- the financial report (other than the consolidated entity disclosure statement) that gives a true and fair view and is free from material misstatement, whether due to fraud or error; and
- the consolidated entity disclosure statement that is true and correct and is free of misstatement, whether due to fraud or error.

In preparing the financial report, the directors are responsible for assessing the ability of the Group to continue as a going concern, disclosing, as applicable, matters related to going concern and using the going concern basis of accounting unless the directors either intend to liquidate the Group or to cease operations, or have no realistic alternative but to do so.

Auditor's responsibilities for the audit of the financial report

Our objectives are to obtain reasonable assurance about whether the financial report as a whole is free from material misstatement, whether due to fraud or error, and to issue an auditor's report that includes our opinion. Reasonable assurance is a high level of assurance, but is not a guarantee that an audit conducted in accordance with the Australian Auditing Standards will always detect a material misstatement when it exists. Misstatements can arise from fraud or error and are considered material if, individually or in the aggregate, they could reasonably be expected to influence the economic decisions of users taken on the basis of this financial report.

A further description of our responsibilities for the audit of the financial report is located at the Auditing and Assurance Standards Board website at:

https://www.auasb.gov.au/admin/file/content102/c3/ar1_2020.pdf

This description forms part of our auditor's report.

Report on the Remuneration Report



Our opinion on the Remuneration Report

In our opinion, the Remuneration Report of Solstice Minerals Limited, for the year ended 30 June 2024, complies with section 300A of the *Corporations Act 2001*.

What was audited?

We have audited the Remuneration Report included in pages 27 to 39 of the directors' report for the year ended 30 June 2024.

Responsibilities

The directors of the Company are responsible for the preparation and presentation of the Remuneration Report in accordance with section 300A of the *Corporations Act 2001*. Our responsibility is to express an opinion on the Remuneration Report, based on our audit conducted in accordance with Australian Auditing Standards.

William Buck

William Buck Audit (WA) Pty Ltd
ABN 67 125 012 124

CM

Conley Manifis
Director

Dated this 25th day of September 2024

Corporate Governance Statement

Solstice Minerals Limited and the Board are committed to achieving and demonstrating the highest standards of corporate governance appropriate for a company of its size and nature of activities. Solstice Minerals Limited has reviewed its corporate governance practices against the Corporate Governance Principles and Recommendations (4th edition) published by the ASX Corporate Governance Council.

The 2024 corporate governance statement is dated as at, and was approved by the Board on 20 September 2024 and reflects the corporate governance practices in place throughout the 2024 financial year. A description of the group's current corporate governance practices is set out in the group's corporate governance statement which has been platformed on ASX Online and can also be viewed at: <https://solsticeminerals.com.au/who-we-are/corporate-governance>.

For personal use only

ASX Additional Information

Twenty Largest Holders of Listed Securities

The names of the twenty largest holders of Ordinary Shares as at 18 September 2024 are listed below:

Name	No of Ordinary Shares Held	Percentage of Issued Shares
Precision Opportunities Fund Ltd <Investment A/C>	9,935,301	9.90%
Treasury Services Group Pty Ltd <Nero Resource Fund A/C>	7,535,501	7.51%
Citicorp Nominees Pty Limited	2,610,173	2.60%
Hsbc Custody Nominees (Australia) Limited	2,558,296	2.55%
Bnp Paribas Nominees Pty Ltd Hub24 Custodial Serv Ltd <Drp A/C>	2,555,718	2.55%
Aston Investment Group Pty Ltd <Aston Family A/C>	2,000,000	1.99%
Third Reef Pty Ltd <Back Reef A/C>	2,000,000	1.99%
Beacon Exploration Pty Ltd	2,000,000	1.99%
Mr Glyn Evans & Mrs Thi Thu Van Evans <Gvan Superannuation Plan A/C>	1,990,252	1.98%
Mutual Investments Pty Ltd <The Mitchell Super Fund A/C>	1,943,399	1.94%
Meto Pty Ltd <Yates Family A/C>	1,500,000	1.50%
Lotaka Pty Ltd <A/C No 2>	1,281,384	1.28%
Rock The Polo Pty Ltd <Rock The Polo A/C>	1,275,000	1.27%
Jedi Street Pty Ltd <Jedi Super Fund A/C>	1,156,782	1.15%
Garry Warren Pty Ltd	1,153,599	1.15%
Cnb Media Holdings Pty Ltd	1,055,285	1.05%
Mutual Investments Pty Ltd <Mitchell Super Fund A/C>	1,000,000	1.00%
Mr Alastair Donald Morrison <Tongariro Investment A/C>	845,367	0.84%
Mrs Rachelle Diederichs <Terra Firma A/C>	825,138	0.82%
Mr Dermot Woods & Mrs Emma Woods <Woods Family Super A/C>	815,683	0.81%
Evergem Pty Ltd <The Evergem Unit A/C>	808,796	0.81%
Invia Custodian Pty Limited <Orpheus Geoscience S/F A/C>	788,992	0.79%
Total Top 20	47,634,666	47.47%
Others	52,702,143	52.53%
Total Ordinary Shares on Issue	100,336,809	100.00%

For personal use only

The names of the twenty largest holders of Listed Options as at 18 September 2024 are listed below:

Name	No of Options Held	Percentage of Options
Treasury Services Group Pty Ltd <Nero Resource Fund A/C>	1,242,139	8.44%
Aldaoud Pty Ltd <Aldaoud Family A/C>	1,000,000	6.80%
Citicorp Nominees Pty Limited	570,123	3.87%
Bnp Paribas Nominees Pty Ltd Hub24 Custodial Serv Ltd <Drp A/C>	508,174	3.45%
Aukera Capital Pty Ltd <Aukera Discretionary A/C>	384,687	2.61%
Aston Investment Group Pty Ltd	322,883	2.19%
Third Reef Pty Ltd <Back Reef A/C>	306,209	2.08%
Riya Investments Pty Ltd	300,000	2.04%
Lotaka Pty Ltd <A/C No 2>	295,207	2.01%
Cranport Pty Ltd <No 10 A/C>	247,123	1.68%
Mr Toby John Durrance	246,295	1.67%
Rock The Polo Pty Ltd <Rock The Polo A/C>	242,949	1.65%
Mr Glyn Evans & Mrs Thi Thu Van Evans <Gvan Superannuation Plan A/C>	225,000	1.53%
Garry Warren Pty Ltd	223,039	1.52%
Munrose Investments Pty Ltd <Mckenzie Super Fund A/C>	223,027	1.52%
Beacon Exploration Pty Ltd	210,827	1.43%
Mrs Rachelle Diederichs <Terra Firma A/C>	200,000	1.36%
Jakt Super Pty Ltd <Jakt Super Fund A/C>	200,000	1.36%
Meto Pty Ltd <Yates Family A/C>	188,533	1.28%
Eugob Nominees Pty Ltd <The Cooling Family A/C>	162,707	1.11%
Mr Alastair Donald Morrison <Tongariro Investment A/C>	154,304	1.05%
Total	7,453,226	50.66%
Total Listed Options on Issue	14,713,191	100.00%

Distribution of Equity Securities

Analysis of numbers of shareholders by size of holding:

Fully Paid Ordinary Shares

Distribution	Ordinary Shares	
	Number of Shareholders	Number of Shares
1 – 1,000	291	80,221
1,001 – 5,000	219	547,412
5,001- 10,000	113	812,534
10,001 – 100,000	364	14,614,428
More than 100,000	161	84,282,214
Totals	1,148	100,336,809

Listed Options

Distribution	Listed Options	
	Number of Holders	Number of Options
1 – 1,000	35	13,542
1,001 – 5,000	95	256,930
5,001- 10,000	56	413,947
10,001 – 100,000	158	4,522,824
More than 100,000	38	9,505,948
Totals	382	14,713,191

Unlisted Options exercisable at \$0.29 and expiring on 22 April 2026

Distribution	Unlisted Options	
	Number of Holders	Number of Options
1 – 1,000	-	-
1,001 – 5,000	-	-
5,001- 10,000	-	-
10,001 – 100,000	3	200,000
More than 100,000	9	3,950,000
Totals	12	4,150,000

Unlisted Options exercisable at \$0.29 and expiring on 22 April 2026

Distribution	Unlisted Options	
	Number of Holders	Number of Options
1 – 1,000	-	-
1,001 – 5,000	-	-
5,001- 10,000	-	-
10,001 – 100,000	-	-
More than 100,000	6	6,500,000
Totals	6	6,500,000

Unlisted Options exercisable at \$0.29 and expiring on 24 January 2027

Distribution	Unlisted Options	
	Number of Holders	Number of Options
1 – 1,000	-	-
1,001 – 5,000	-	-
5,001- 10,000	-	-
10,001 – 100,000	-	-
More than 100,000	1	4,500,000
Totals	1	4,500,000

For personal use only

Unlisted Options exercisable at \$0.29 and expiring on 27 June 2027

Distribution	Unlisted Options	
	Number of Holders	Number of Options
1 – 1,000	-	-
1,001 – 5,000	-	-
5,001- 10,000	-	-
10,001 – 100,000	-	-
More than 100,000	1	1,000,000
Totals	1	1,000,000

Performance rights with nil exercise price and expiring 9 September 2027

Distribution	Performance Rights	
	Number of Holders	Number of Performance Rights
1 – 1,000	-	-
1,001 – 5,000	-	-
5,001- 10,000	-	-
10,001 – 100,000	3	112,500
More than 100,000	3	650,000
Totals	6	762,500

Performance rights with nil exercise price and expiring 18 July 2027

Distribution	Performance Rights	
	Number of Holders	Number of Performance Rights
1 – 1,000	-	-
1,001 – 5,000	-	-
5,001- 10,000	-	-
10,001 – 100,000	-	-
More than 100,000	7	2,256,376
Totals	7	2,256,376

Performance rights with nil exercise price and expiring 13 November 2027

Distribution	Performance Rights	
	Number of Holders	Number of Performance Rights
1 – 1,000	-	-
1,001 – 5,000	-	-
5,001- 10,000	-	-
10,001 – 100,000	-	-
More than 100,000	1	643,832
Totals	1	643,832

For personal use only

Voting Rights

See note 14 of the Notes to the Financial Statements.

Substantial Shareholders

An extract of the Company's substantial shareholders (who held 5% or more of the issued capital) is set out below:

Substantial Shareholder	Number of Shares	Percentage of Issued Shares
Precision Opportunities Fund Ltd	9,935,301	9.90%
Treasury Services Group Pty Ltd ATF Nero Resource Fund	7,535,501	7.51%

Securities Subject to Escrow

6,500,000 Unlisted Options exercisable at \$0.29 and expiring on 22 April 2026 are subject to 24-months escrow.

Unmarketable Parcels

The number of shareholders holding less than a marketable parcel is 394 as at 18 September 2024.

On-Market Buy Back

There is currently no on-market buyback program for any of Solstice Minerals Limited's listed securities.

Unquoted Securities

The number of equity securities on issue, and number of holders, for each class of unquoted equity securities are listed below:

Security Code	Security	Exercise Price	Expiry Date	Number of Securities	Number of Holders
SLSOPT01	Unlisted options	\$0.29	22/04/2026	3,650,000	6
SLSOPT02	Unlisted options	\$0.29	22/04/2026	6,500,000	11
SLSOPT03	Unlisted options	\$0.29	22/04/2026	500,000	1
SLSOPT04	Unlisted options	\$0.29	24/01/2027	4,500,000	1
SLSOPT05	Unlisted options	\$0.29	27/06/2027	1,000,000	1
SLSPR01	Unlisted performance rights	-	09/09/2026	762,500	6
SLSPR02-05	Unlisted performance rights	-	18/07/2027	2,256,376	7
SLSPR06-09	Unlisted performance rights	-	13/11/2027	643,832	1

Unquoted Security Holders with Greater than 20% of an Individual Class

As at 18 September 2024, the following classes of unquoted securities has holders with greater than 20% of that class on issue:

Unquoted Securities Details	% Interest
Unlisted Options exercisable at \$0.29 and expiring on 22 April 2026	
Beacon Exploration Pty Ltd	23%
Oresome Pty Ltd	23%
Unlisted Options exercisable at \$0.29 and expiring on 24 January 2027	
Cratonix Pty Ltd	100%
Unlisted Options exercisable at \$0.29 and expiring on 27 June 2027	
Aston Investment Group Pty Ltd	100%

For personal use only

Exploration Interests

As at 30 June 2024, the Company has an interest in the following licences:

Project	Licence/Tenement Number	Registered Holder	Beneficial Interest at end of Quarter
Yarri	E28/2583*	Solstice Minerals Limited	0%
	E28/2650*	Solstice Minerals Limited	0%
	E28/3124*	Solstice Minerals Limited	0%
	E28/3161*	Solstice Minerals Limited	0%
	E31/1117#	Solstice Minerals Limited /Crosspick Resources Pty Ltd	0%
	E31/1121	Solstice Minerals Limited	100%
	E31/1134	Solstice Minerals Limited	100%
	E31/1150	Solstice Minerals Limited	100%
	E31/1173	Solstice Minerals Limited	100%
	E31/1175	Solstice Minerals Limited	100%
	E31/1220	Solstice Minerals Limited	100%
	E31/1225	Solstice Minerals Limited	100%
	E31/1231	Solstice Minerals Limited	100%
	E31/1236	Solstice Minerals Limited	100%
	E31/1244	Solstice Minerals Limited	100%
	E31/1245	Solstice Minerals Limited	100%
	E31/1262	Solstice Minerals Limited	100%
	E31/1266	Solstice Minerals Limited	100%
	E31/1300	Solstice Minerals Limited	100%
	E31/1303	Solstice Minerals Limited	0% - pending application
	E31/1329	Solstice Minerals Limited	100%
	E31/1375	Solstice Minerals Limited	0% - pending application
	E31/1382	Solstice Minerals Limited	0% - pending application
	E31/1388	Solstice Minerals Limited	0% - pending application
	E31/1390	Solstice Minerals Limited	0% - pending application
	E31/1391	Solstice Minerals Limited	0% - pending application
	E31/1403	Solstice Minerals Limited	0% - pending application
	E31/1405	Solstice Minerals Limited	0% - pending application
	E31/1407	Solstice Minerals Limited	0% - pending application
	P31/2118	Solstice Minerals Limited	100%
	P31/2119	Solstice Minerals Limited	100%
	E39/1914	Solstice Minerals Limited	95%
E39/1976	Solstice Minerals Limited	95%	
E39/2187	Solstice Minerals Limited	100%	
E39/2214	Solstice Minerals Limited	100%	
E39/2215	Solstice Minerals Limited	100%	

For personal use only

Project	Licence/Tenement Number	Registered Holder	Beneficial Interest at end of Quarter
	E39/2301	Solstice Minerals Limited	100%
	E39/2371	Solstice Minerals Limited	0% - pending application
	E39/2388	Solstice Minerals Limited	0% - pending application
	E39/2405	Solstice Minerals Limited	0% - pending application
	E39/2407	Solstice Minerals Limited	0% - pending application
	E39/2438	Solstice Minerals Limited	0% - pending application
	P39/5600	Solstice Minerals Limited	100%
	P39/5601	Solstice Minerals Limited	100%
	P39/6224	Solstice Minerals Limited	100%
	P39/6289	Solstice Minerals Limited	100%
Ponton	E28/3314	Solstice Minerals Limited	100%
	E39/2184	Solstice Minerals Limited	100%
	E39/2247	Solstice Minerals Limited	100%
Ringlock	E29/1087	GreenCorp Metals Pty Ltd	100%
	E24/242	Solstice Minerals Limited	0% - pending application
Ashburton	E08/3603	Solstice Minerals Limited	0% - pending application

* On 27 September 2023 Solstice announced that it had entered into a binding Tenement Sale Agreement (TSA) to sell the 100% legal and beneficial interest in E28/2583, E28/2650, E28/3124 and E28/3161 to Marquee Resources Limited. The TSA completed on 18 October 2023. The tenements are in the process of being formally transferred however as at 30 June 2024 they are still registered to Solstice in DEMIRS.

On 15 April 2024 Solstice announced that it had completed the sale of E31/1117 to Northern Star (Carosue Dam) Pty Ltd. The tenement is in the process of being formally transferred however as at 30 June 2024 it is still registered to Solstice/Crosspick in DEMIRS.

For personal use only