Black Rock Mining
Mahenge Graphite Mine

Simply Better Graphite: Investor Update

Africa Down Under, Perth

September 2024

For personal use only

BLACK ROCK
MINING LIMITED

Important notices

This presentation has been prepared by Black Rock Mining Limited (Black Rock or the Company) and has been approved by the Board of Black Rock.

The release, publication or distribution of this presentation in certain jurisdictions may be restricted by law and therefore persons in such jurisdictions into which this presentation is released, published or distributed should inform themselves about and observe such restrictions.

This presentation is for informational purposes only and does not constitute an offer to sell, or solicitation to purchase, any securities. Such Offer can be made only through proper subscription documentation and only to investors meeting strict suitability requirements. Any failure to comply with these restrictions may constitute a violation of applicable securities laws. In providing this presentation Black Rock has not considered the financial position or needs of the recipient. Persons needing advice should consult their stockbroker, bank manager, solicitor, attorney, accountant or other independent financial and legal advisors.

Competent Person(s) Statement

The information in this report that relates to estimates of Mineral Resources and Ore Reserves has been extracted from the Company's ASX announcement released on 3 February 2022 titled "BKT Confirms 25% increase in Measured Resources." The Company confirms that it is not aware of any new information or data that materially affects the information included in the original market announcement, and that all material assumptions and technical parameters underpinning the estimates of Mineral Resources or Ore Reserves in the original market announcement continue to apply and have not materially changed.

Production Target

The information in this report that relates to a production target, or forecast financial information derived from a production target has been extracted from the Company's ASX announcement released on 10 October 2022 titled "Black Rock Completes FEED and eDFS Update". The Company confirms that all material assumptions underpinning the production target, or forecast financial information derived from the production target, in the original announcement continue to apply and have not materially changed.

Forward Looking Statements

Various statements in this presentation constitute statements relating to intentions, future acts and events. Such statements are generally classified as "forward looking statements" and involve known and unknown risks, uncertainties and other important factors that could cause those future acts, events and circumstances to differ materially from what is presented or implicitly portrayed herein. Words such as "anticipates", "expects", "intends", "plans", "believes", "seeks", "estimates" and similar expressions are intended to identify forward-looking statements. Black Rock cautions shareholders and prospective shareholders not to place undue reliance on these forward looking statements, which reflect the view of Black Rock only as of the date of this presentation. The forward looking statements made in this presentation relate only to events as of the date on which the statements are made.

For personal use only

BLACK ROCK MINING LIMITED

Black Rock at a glance

Premium graphite player

For personal use only

Developing the Mahenge graphite project in Tanzania:
- Tier 1 scale (2nd largest reserve globally)
- Forecast first quartile costs due to hydro-dominated grid
- Very low carbon-footprint products (decarbonisation)

Backed by largest ex-China anode producer POSCO:
- Strategic Alliance: Black Rock major shareholder at 10.1%
- Cornerstone offtake partner (3 offtake agreements)[1]
- **Providing US$50m in funding – now approved**[1]
- Exploring other opportunities to collaborate

All key Govt agreements and permits in place

Debt approvals in place
- US$153m in debt approvals with DBSA, IDC and CRDB[2]
- Completion of loan documentation imminent

Substantial upside if Black Rock team can execute:
- Mahenge NPV_{10} US$1.4bn (A$2.1bn)[3]

[1]Slide 21 provides more details of Black Rock's Strategic Alliance with POSCO.
[2]DBSA & IDC are both wholly-owned subsidiaries of the South African Govt. See ASX release 18 March 2024.
[3]Project metrics updated Oct 2022. NPV post-tax, post Govt 16% free carry. More detail on Slide 10.

Capital structure	
ASX ticker	**BKT**
Share price (28 August 2024)	$0.053
Shares on issue	1,252.0m
Options and performance rights	71.0m
Market capitalisation (undiluted) (@$0.053)	A$66m
Cash (30 Jun 2024)	A$9.1m
Debt (30 Jun 2024)	Nil

Major shareholders[4]	
Copulos Group	10.9%
POSCO Group	10.1%

[4]As per latest substantial interest notices

For personal use only

Black Rock team

Board of Directors

Richard Crookes, Non-exec Chairman: Geologist with over 30 years executive experience in the resources and finance industries; raised capital and financed a number of projects globally, including across Africa. Previous roles include Investment Director at Mining PE Fund EMR Capital, Executive Director in Macquarie's Metals & Energy Capital and Chief Geologist / Mining Manager at Ernest Henry Mining.

John de Vries, MD & CEO: Mining Engineer with over 40 years experience in mine development and operations; professional experience spans Africa, the Pacific, the former Soviet Union, North and South America and Australia. Previously General Manager Technical Services with St Barbara, integral in the 2014 turnaround; earlier operational management roles at BHP Nickel West, Orica Mining Services and Western Mining Corp.

Ian Murray, Non-exec Director: Finance Executive with over 20 years corporate experience in the publicly listed resources sector; led highly successful project developments, major acquisitions, company restructures and stock exchange listings. Previous roles include CEO of Gold Road Resources, CEO and CFO of DRDGold Ltd, Director of Rand Refinery Ltd and GoldMoney.com, and senior positions at KPMG, PwC and Bioclones.

Management

Steuart McIntyre, GM Corporate Development: Mining analyst with over 15 years experience. Previous roles include sell-side mining analyst for Royal Bank of Canada and Blue Ocean Equities and associate at Cutfield Freeman, a mining-focused corporate finance boutique in London. Steuart has degrees in Civil Engineering and Commerce from the University of Sydney and a diploma of corporate finance from the London Business School.

Daniel Pantany, GM Engineering & Technical: Civil Engineer with over 25 years experience in mining project development in Africa and Australia across a broad range of project delivery roles including EPCM, EP, and lump sum EPC contracts. His most recent position was with CPC Engineering including secondment as Project Engineering Manager for Syrah's Balama project. Black Rock's Study Manager for Mahenge since 2018.

Paul Sims, CFO: A highly credentialled finance resources executive with over 25 years of executive experience in the resources industry, spanning both commercial and financial roles at BHP, Western Mining Corp, Minara Resources and Karara Mining. Mr Sims has extensive experience in debt finance, project management and cost control. He has a Bachelor of Business degree from Curtin University and is a Fellow of CPA Australia.

Rae Wyatt, GM People, Culture & Sustainability: Experienced HR professional with 15 years experience in the resources industry, specialising in project development and stakeholder engagement with communities. Ms Wyatt has most recently held senior roles at Clean TeQ (Sunrise Metals), Gold Road and Macmahons. She has a degree in commerce from Curtin University in HR and Industrial Relations and is a graduate of AICD.

Graphite in batteries

For personal use only

Li-ion batteries typically contain ~7-10x more graphite than lithium.

LFP batteries expected to be 50% of global passenger EV sales within 2 years*

Graphite is the dominant anode material, regardless of battery chemistry

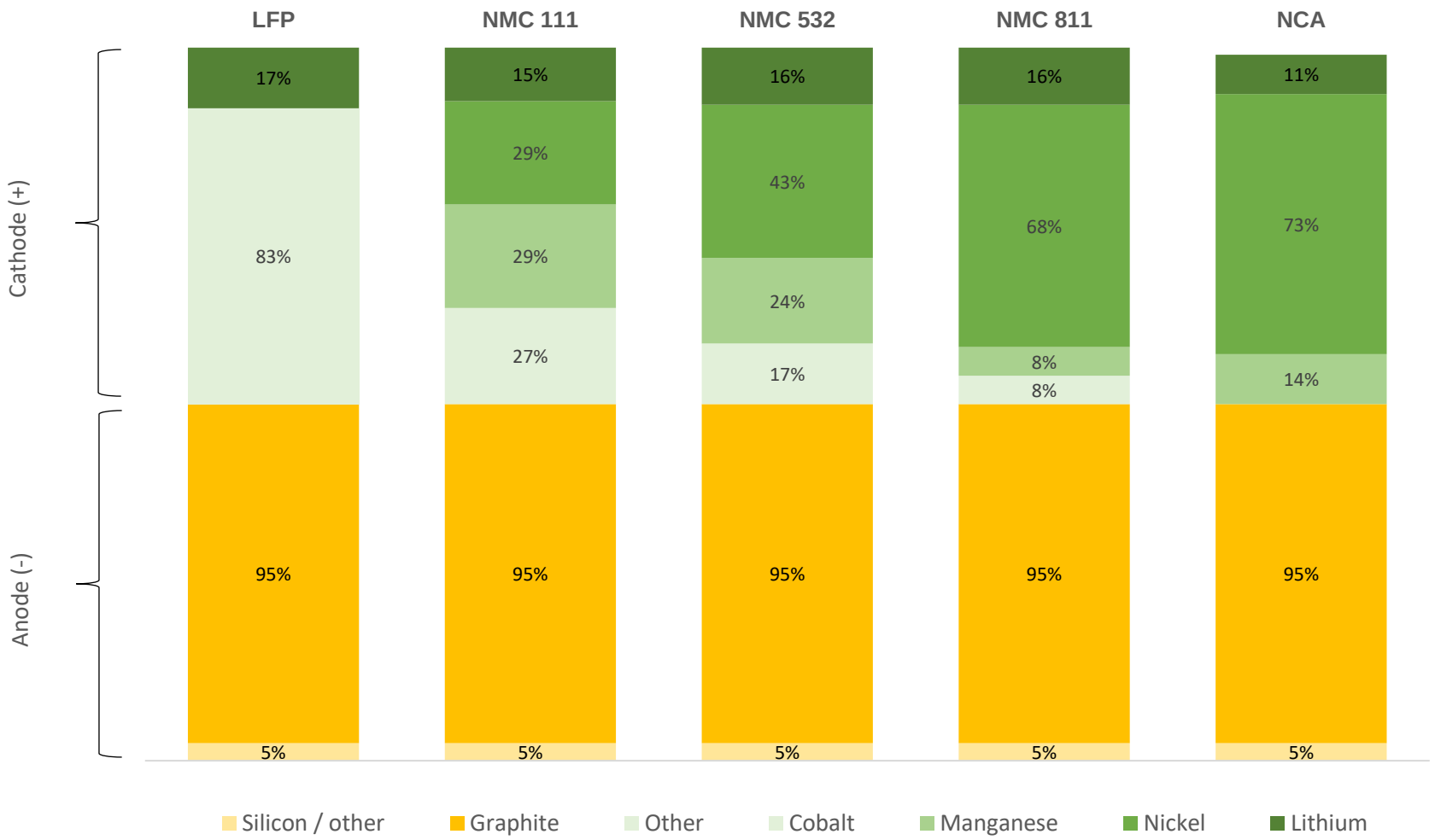

Source: Pallinghurst-Traxys battery analysis. %s represent the proportions of cathode and anode in each battery respectively. NCA batteries contain 2% aluminium (not shown)
*Bloomberg New Energy Finance Report, 12 June 2024:
https://about.bnef.com/blog/electric-vehicle-sales-headed-for-record-year-but-growth-slowdown-puts-climate-targets-at-risk-according-to-bloombergnef-report/

BLACK ROCK MINING LIMITED

More natural graphite in batteries

For personal use only

The use of natural graphite in batteries has potential to grow from 30% of the anode to 50% by 2030

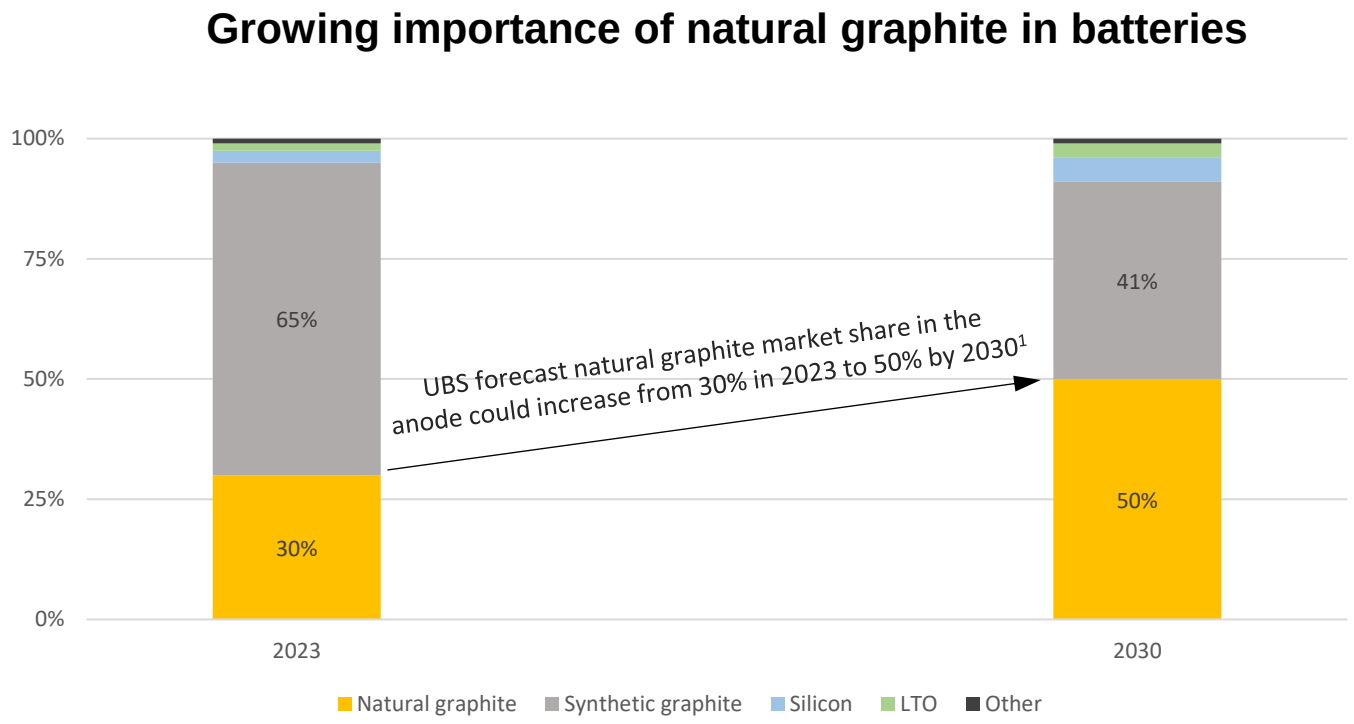

In late Sept 2023, UBS published a research report on natural graphite[1]:

- **Natural graphite looks to be preferred in low-cost lower-carbon profile LFP batteries**
- Natural graphite market share in the anode could increase from 30% today to 50% by 2030
- Forecasting a 6x growth in natural graphite demand by 2030 to 6.3mt

This forecast would require ~5mt of new natural graphite supply by 2030 or around 14 new mines the size of Syrah's Balama mine (based on a nameplate capacity of ~350ktpa)[2].

Given the significant barriers to entry for new natural graphite supply, Black Rock believes this scenario would likely lead to substantial supply deficits and much higher graphite prices.

BLACK ROCK MINING LIMITED

Sources: Public releases, UBS, Benchmark Mineral Intelligence Q4 CY22, Black Rock Mining
[1]Australian Financial Review, 1 October 2023, *Graphite to Surge:UBS*
[2]Syrah Resources (ASX:SYR): Q3 2023 Quarterly Activities Report, 17 October 2023

Healthy margins at spot prices

Current graphite prices support healthy potential margins at Mahenge at forecast AISC of US$518/t

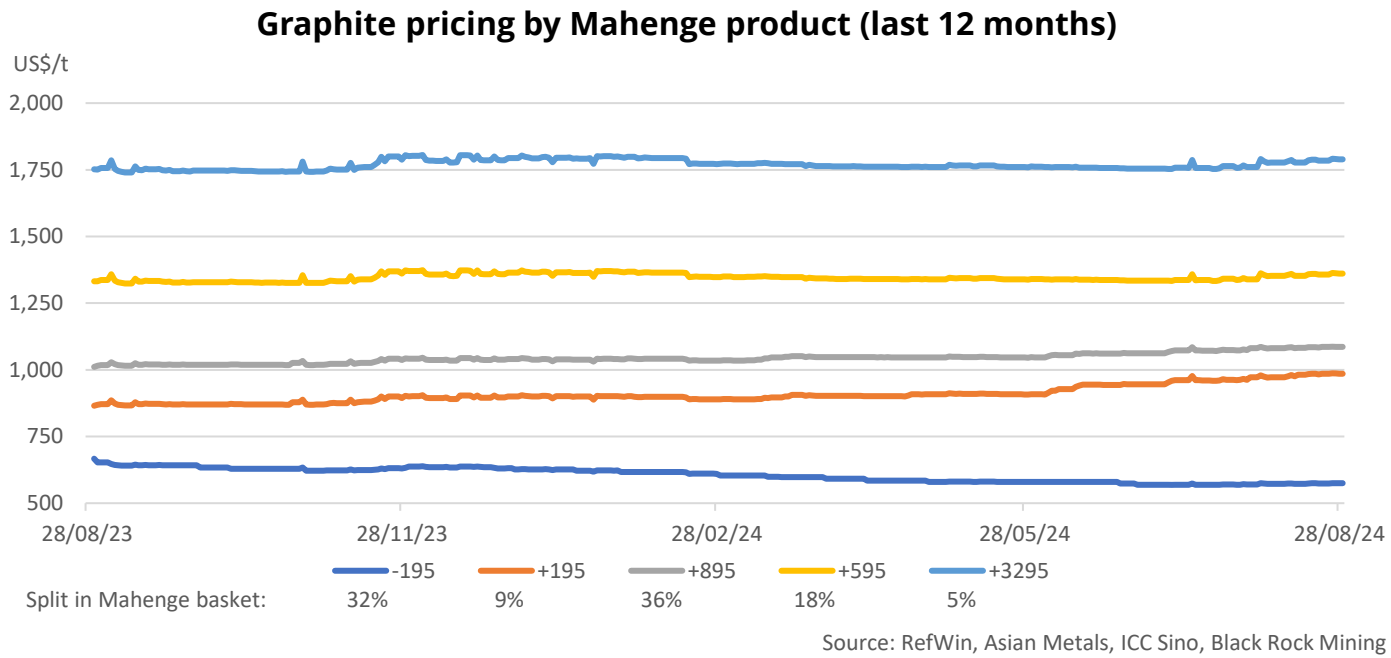

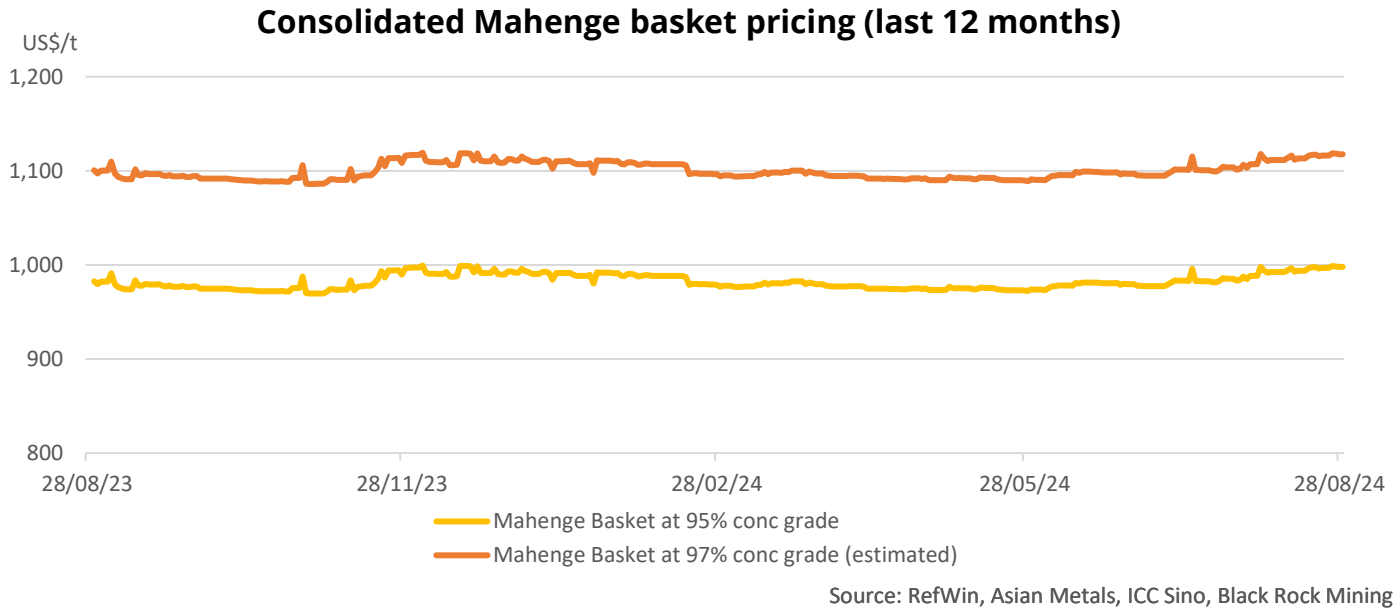

Black Rock sensitivity: 10% increase in basket price = 20% increase in unlevered NPV

For personal use only

BLACK ROCK MINING LIMITED

Diversified revenue stream

For personal use only

Mahenge basket price has been relatively steady as weaker fines price has been offset by stronger large flake price

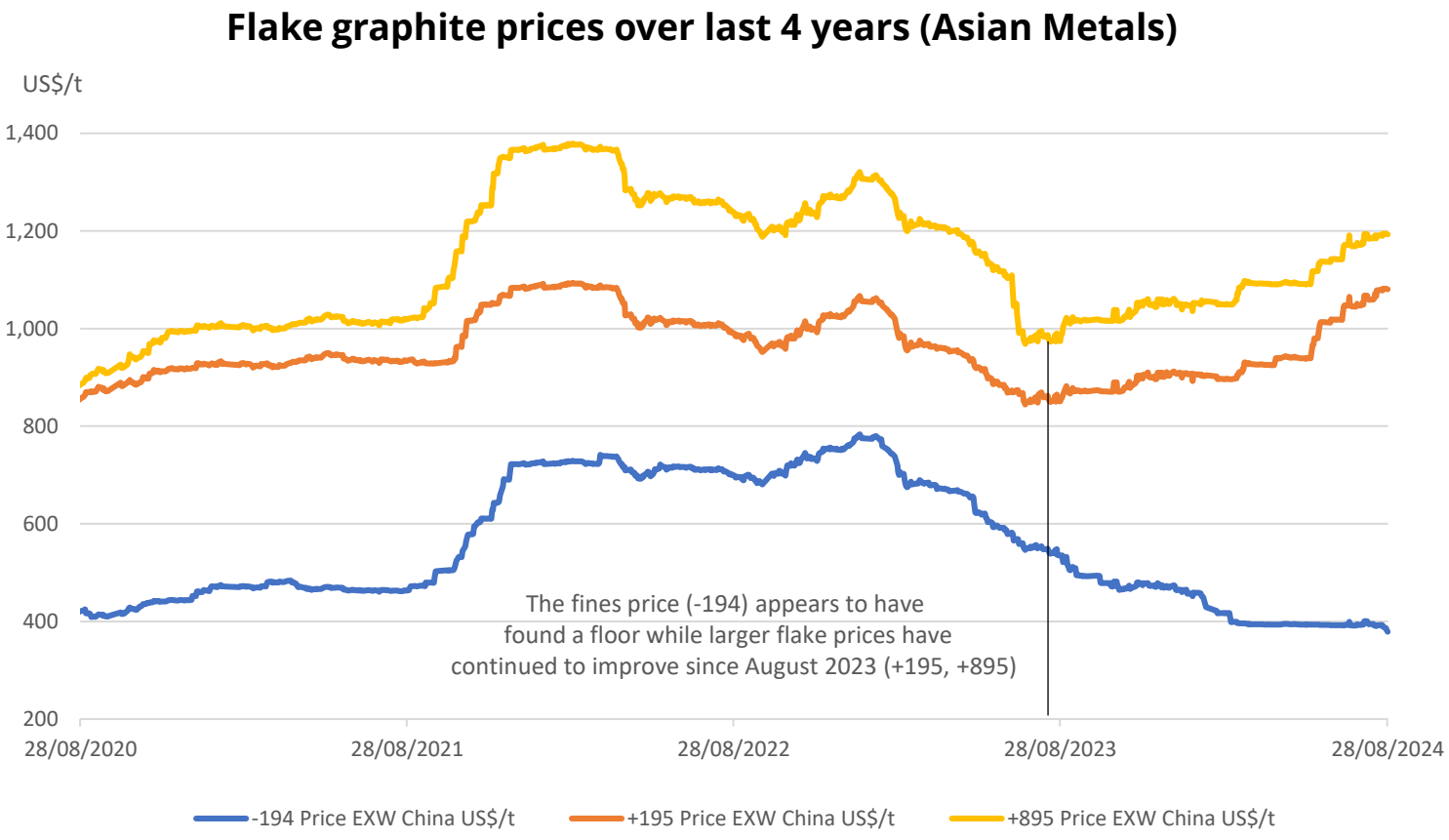

Source: Asian Metals

BLACK ROCK MINING LIMITED

Fines price expected to recover

For personal use only

Fastmarkets forecasting a ~50% increase in the -194 China price over the next ~18 months to ~US$680/t

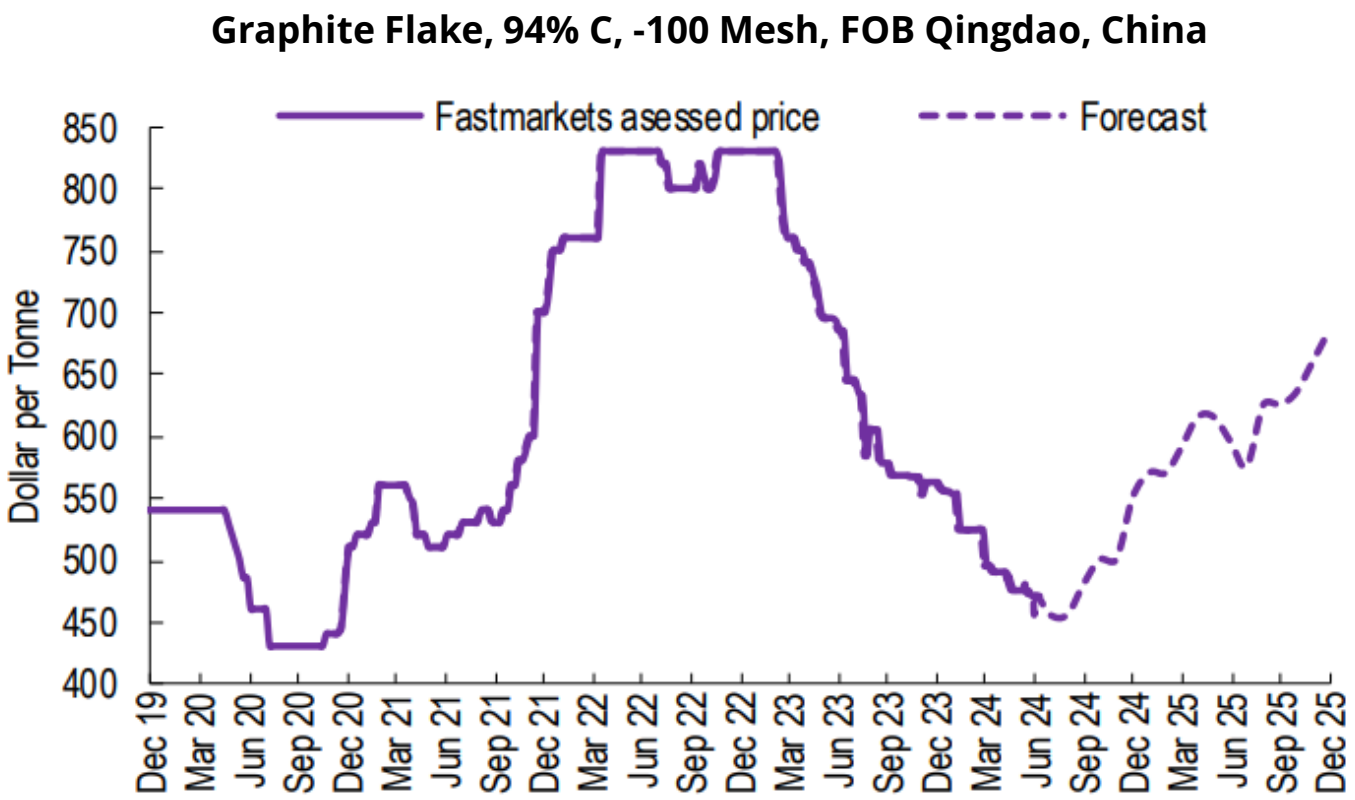

Source: Fastmarkets BRM Lithium & Graphite Short-term Forecast Tracker, 11 June 2024

Based on Benchmark Mineral Intelligence data, Black Rock estimates >50% of global natural graphite mine supply is breakeven/loss making at current prices, which is clearly not sustainable

In addition, there is growing evidence of premium prices for ex China fines due to new US and EU restrictions and US 25% tariffs on graphite sourced from China

BLACK ROCK MINING LIMITED

A snapshot of the Mahenge Graphite Project

Simple open pit mine development with outstanding forecast returns[1]

For personal use only

US$1.4bn
$NPV_{10\ nom}$ post tax, post 16% FC

36%
Post-tax, ungeared IRR

89ktpa
Module 1 production* (1mtpa)

US$231m
Module 1 capex + power line*

347ktpa
Steady production (4 x 1Mtpa)

95 – 99%+ TGC purity
59% +80 mesh, 41% -80
Concentrate product

US$1,709/t
Basket graphite price***

US$518/t
All-In-Sustaining-Cost**

26 years
Initial operating life

[1]See Black Rock ASX release dated 10 October 2022, Black Rock completes FEED and eDFS Update. All technical parameters, including in the estimation of Mineral Resources or Ore Reserves, underpinning the estimates continue to apply and have not materially changed. The estimated Ore Reserves and Mineral Resources underpinning the production and financial forecasts were prepared by Competent Persons in accordance with the requirements in Appendix 5A (JORC Code).
*Includes US$182m for Module 1 capex + US$33m for power line + US$16m for early works & other costs (not included in the eDFS Update). Power costs expected to be ~US8c/kWh less a meaningful rebate to recoup the costs of the power line. Forecast Capex has been classified as a Class 2 estimate with accuracy of ±10% as defined by AACE.
**Average over first 10 years. ***Expert Consensus is the average forecast from Benchmark Mineral Intelligence, Fastmarkets and Wood Mackenzie over the first 10 years.

BLACK ROCK MINING LIMITED

Why Mahenge?

Unique competitive advantages driven by geology and substantial existing infrastructure

For personal use only

Julius Nyerere Hydropower Project (2115MW)

Large container port in Dar es Salaam

Tazara Railway Line

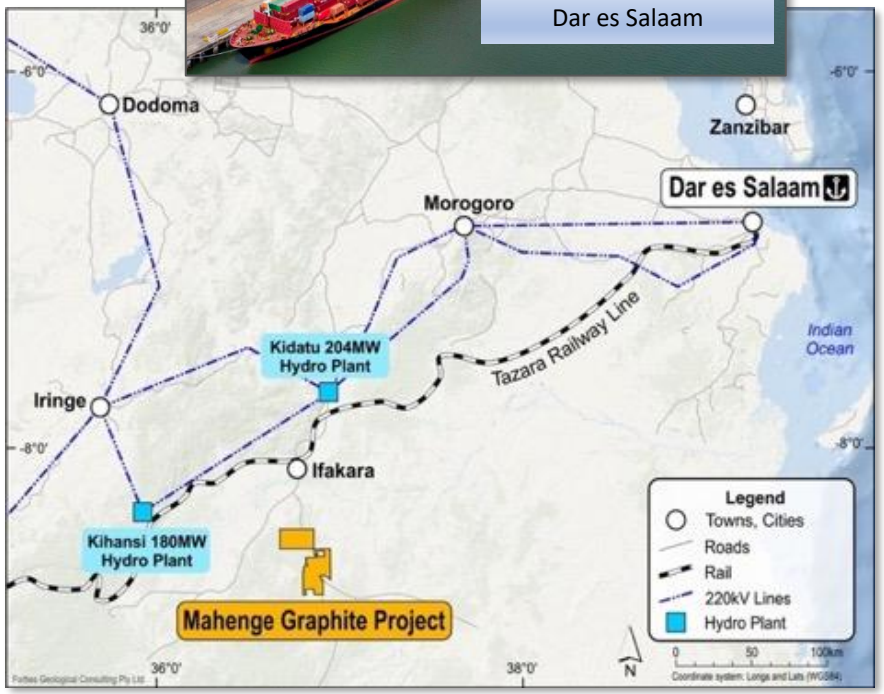

Geology

- ★ Mahenge's 69.6mt Reserve makes it the 2nd largest graphite Reserve in the world
- ★ Low deleterious impurities and favourable metallurgy means that Mahenge is able to produce up to 99% TGC concentrate purity, solely with conventional flotation processing

Substantial existing infrastructure

- ★ Access to key infrastructure, hydro-dominated cheap grid power, rail, airstrip, water and tailings disposal (dry stack)
- ★ Logistics advantages with processing through Dar es Salaam high volume container port

BLACK ROCK MINING LIMITED

Forecast first quartile costs

For personal use only

First quartile assets are higher margin and more robust through the cycle

2024 Adjusted C1 Cost Curve*

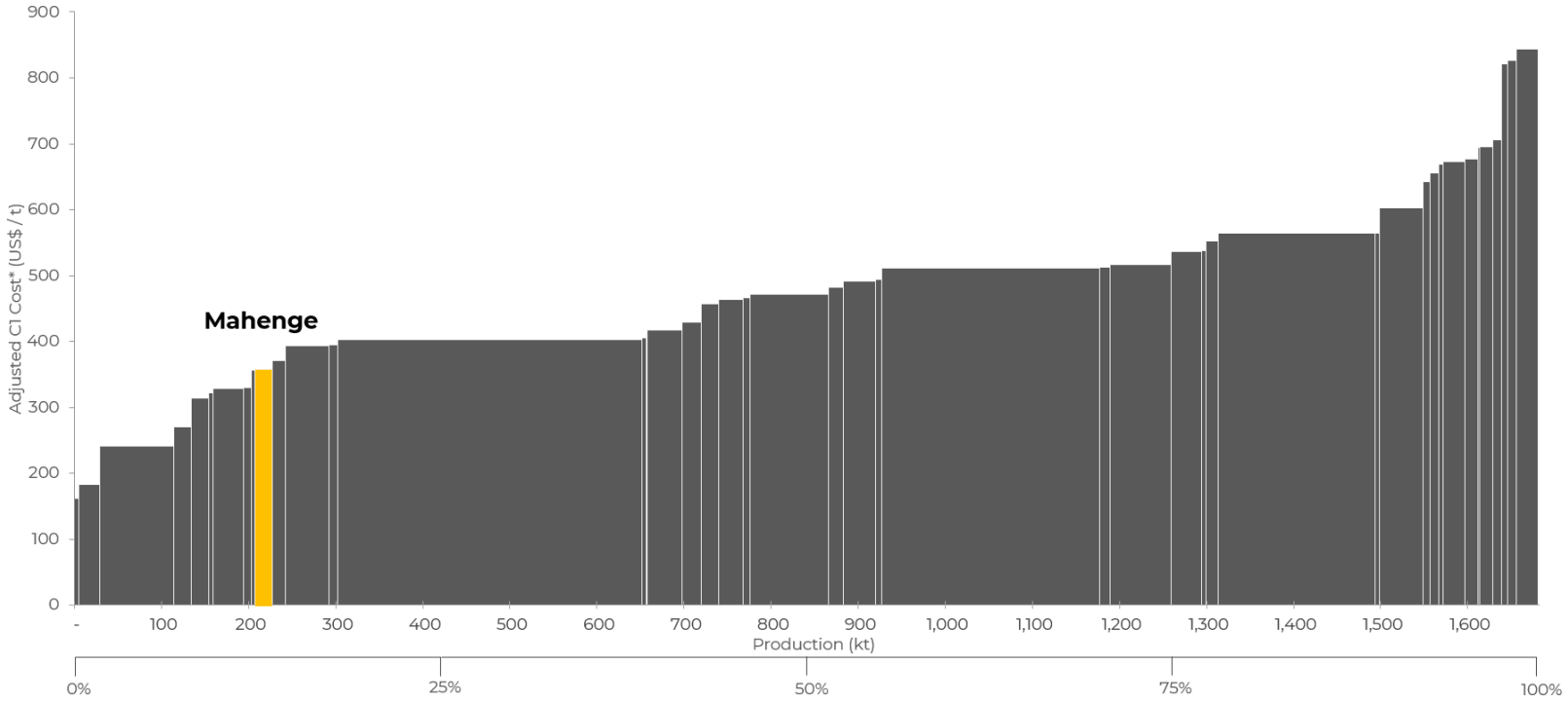

Sources: Benchmark Mineral Intelligence Flake Graphite Report Q2 CY22, Black Rock Mining, Company Data
C1 Cash Costs are defined as Cash Costs excluding royalties and sustaining capex.
*C1 Costs adjusted for flake size distribution: Based on forecast pricing for 94-95% in 2024, Mahenge's average price is forecast to be US$107/t above the peer average due to a higher proportion of large flake. Mahenge's Adjusted C1 Costs of US$359/t are based on C1 Costs of US$466/t less the US$107/t for above average revenue compared to the peer group.
Ignores the benefit of Mahenge's higher purity concentrates of up to 98% which could potentially improve Black Rock's relative position by up to ~US$40-60/t per 1% above 95% pricing.

BLACK ROCK MINING LIMITED

A simpler development plan

A lower risk, much lower capex pathway to cashflow than many peers

- Black Rock pursuing a simple mine only strategy initially:
  - Lower risk
  - Much lower capital intensity
- Unlike many peers, Mahenge is expected to make healthy margins at current prices due to key competitive advantages:
  - Competitively priced, hydro-dominated grid power
  - A much higher ratio of higher-value large flake
- Black Rock maintaining a disciplined approach:
  - Focused on core skill set: Mining expertise
  - Focused on part of supply chain where it has competitive advantages

For personal use only

ESG focused ecosystem

A new greener source of graphite with best practice whole of supply chain strategy

For personal use only

posco

Tanzanian Government

EQUATOR PRINCIPLES

IFC International Finance Corporation WORLD BANK GROUP

Creating Markets, Creating Opportunities

ESG CERTIFIED

Digbee ESG™

Environmental and Social Impact Assessment

Battery

Large Flake

Customer Markets

FARU GRAPHITE CORPORATION

Permitted

Robust Compliance

Local Content & Community

- 55% of capex in Tanzania, 76% in SADC
- Resettlement Action Plan prepared
- Interim Livelihood Restoration Program underway

Simple Processing

- Three stage polishing
- No wet screen
- Low energy



Mahenge Graphite Deposit

- High-grade graphite
- Low deleterious elements
- Low strip ratio

Hydro Electric Power

- Low carbon power supply, and transport footprint

Dry Tailings

- Reduced footprint
- Eliminates risk of tailings dam failure
- Does not compete with local communities for water

BLACK ROCK MINING LIMITED

Graphite playbook

Sequential development that is customer driven

For personal use only

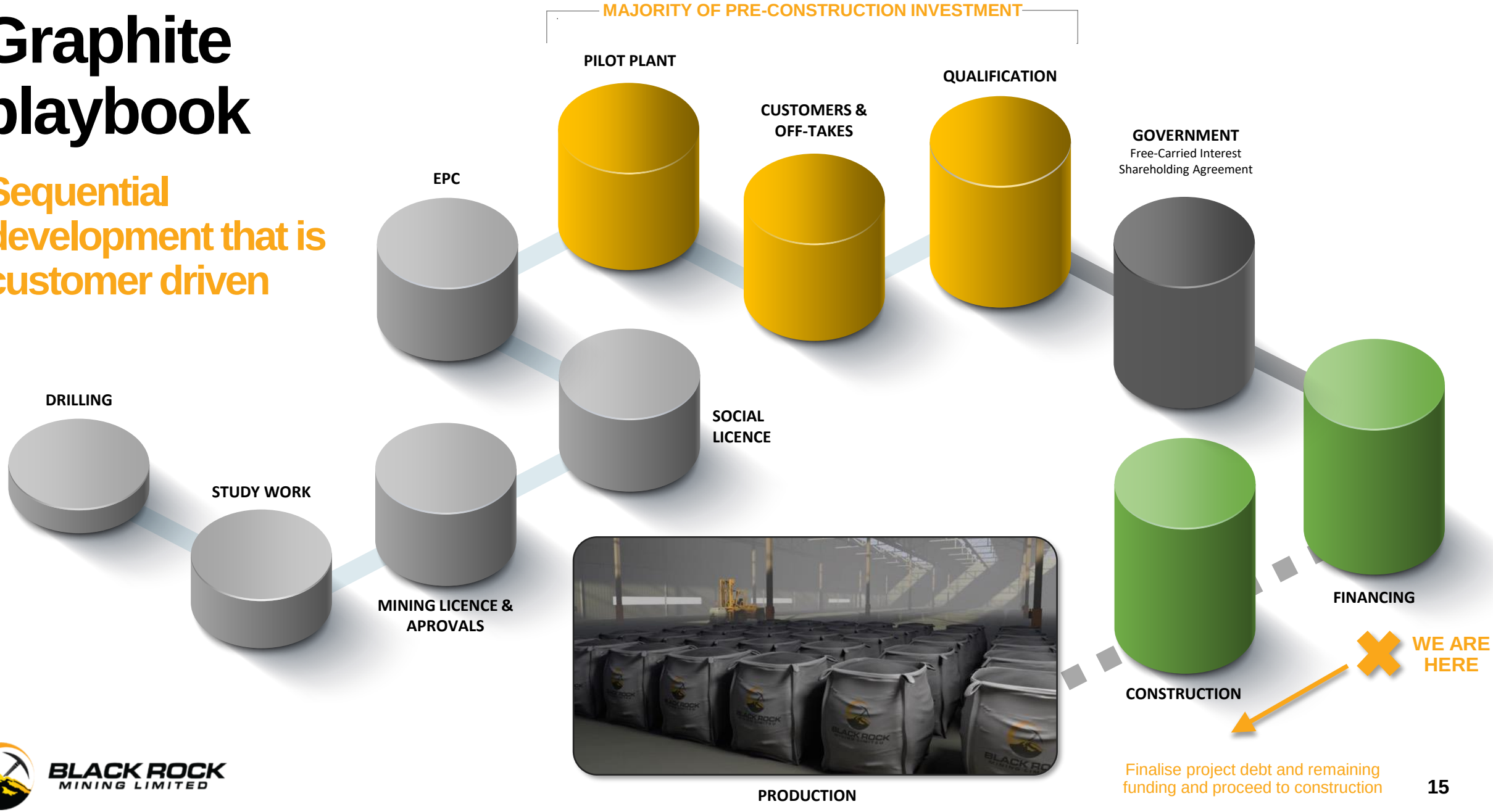

BLACK ROCK MINING LIMITED

Development timetable

Completion of loan documentation imminent

- US$153m in debt approvals with DBSA, IDC and CRDB[1] comprising:
  - US$113m Term Debt
  - US$20m Working Capital Facility
  - US$20m Cost Overrun Facility
- US$50m from POSCO approved[2] (US$40m equity + US$10m prepay)
- Targeting first production 24 months from FID[3] in CY26

Module 1
1mtpa



Initial Capex US$231m[4]
Production 89ktpa+

Module 2
1mtpa

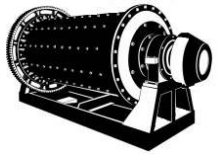

Capex US$107m
Production 85ktpa+

Module 3
1mtpa



Capex US$117m
Production 85ktpa+

Module 4
1mtpa



Capex US$104m
Production 85ktpa+

[1]Loan documentation underway based on ~7.5-year tenor, interest rate based on SOFR + margin. See ASX release 18 March 2024.
[2]Slide 21 provides more detail on Black Rock's Strategic Alliance with POSCO
[3]FID is Final Investment Decision. 24 months comprises 4 months of early works + 20 month construction period.
[4]Initial Capex = US$182m for Module 1 capex + US$33m for the power line + US$16m for early works & other costs. More detail on Slide 10.
Initial Capex excludes financing costs, interest during construction, taxes, working capital and lender requirements (DSRA, insurance, etc)

BLACK ROCK MINING LIMITED

For personal use only

Strong near term news flow

For personal use only

Several key share price catalysts expected near term

Black Rock sees a number of potential de-risking milestones due near term:

- Potential POSCO milestones:
  - Signing full-form offtake agreement ✓
  - Signing full-form prepay agreement for US$10m ✓
  - Potential for POSCO to take up it's right to a Black Rock board seat[1]
- Potential debt financing milestones:
  - US$153m in debt approvals with DBSA, IDC and CRDB[2] ✓
  - Aiming to complete loan documentation near term
  - Mandate debt lead arrangers and finalise Project Debt package
- **Key near term potential share price catalysts**:
  - **Confirm POSCO approval to invest up to US$40m in Black Rock**[3] ✓
  - **Bring in a partner at the project level as a less dilutive option**
  - Also assessing other options focused on minimising dilution / maximising value per share

[1]POSCO has a right to appoint a Black Rock director if it maintains an equity stake in Black Rock of >10% (currently 10.1%).
[2]DBSA & IDC are both wholly-owned subsidiaries of the South African Govt. See ASX release 18 March 2024.
[3]See ASX release 3 Sept 2024, POSCO Signs Binding Agreements for US$40m investment in Black Rock. Subject to regulatory approvals and confirmation all necessary funding to build Module 1 is in place

BLACK ROCK MINING LIMITED

Black Rock ready to deliver

For personal use only

The significant Tier 1 scale Mahenge graphite mine into an undersupplied and growing market

BLACK ROCK MINING LIMITED

For personal use only

BLACK ROCK
MINING LIMITED

John de Vries

Managing Director and CEO

T: +61 438 356 590

E: jdv@blackrockmining.com.au

A: Level 1, 1 Walker Avenue
West Perth WA 6005

www.blackrockmining.com.au

Richard Crookes

Chairman

E: richard.crookes@blackrockmining.com.au

Steuart McIntyre

GM Corporate Development

T: +61 413 555 609

E: sm@blackrockmining.com.au

Elvis Jurcevic

Investor Relations

T: +61 408 268 271

E: ej@blackrockmining.com.au

blackrockmining

@BlackRockMining

Appendix

For personal use only

BLACK ROCK
MINING LIMITED

Strategic Alliance with POSCO

For personal use only

Black Rock has a strong and growing relationship with POSCO

- POSCO is Black Rock major shareholder holding a 10.1% stake
- POSCO is Black Rock's cornerstone offtake partner:
  - Module 1:
    - Binding offtake agreement for fines[1] (32% of volume)
    - MOU for 6ktpa of large flake[2] (7% of volume)
  - Module 2:
    - Terms agreed for offtake agreement for fines[3] (32% of volume)
- POSCO is providing US$50m in development finance for Module 1:
  - US$10m binding prepayment[1]
  - US$40m equity investment in Black Rock approved[3]
- Exploring other opportunities to collaborate:
  - Also exploring other opportunities to develop an IRA-compliant anode supply chain

[1]Source: 29 May 2023, Black Rock Signs Binding Offtake and US$10M Prepayment Agreements With POSCO
[2]Source: 23 May 2023, Black Rock Expands Offtake Partnership with POSCO
[3]Source: See ASX release 3 Sept 2024, POSCO Signs Binding Agreements for US$40m investment in Black Rock. Subject to regulatory approvals and confirmation all necessary funding to build Module 1 is in place. Photo from POSCO signing ceremony on 3 Sept 2024.

BLACK ROCK MINING LIMITED

Tanzania: An improving jurisdiction for investment

- Moody's recently upgraded Tanzania to a B2 Positive due to reduced political risk and structural reform agenda[1]
- Equinor/Shell/Exxon Mobil recently struck a deal for the development of an LNG terminal in Tanzania expected to cost tens of billions of dollars[2]
- BHP has committed to investing US$100m in the Kabanga nickel project
- Since Tanzania launched the Development Vision in 2020 to attract investment, the mining sector's contribution to GDP has grown from 3.5% to 9.7%[3]
- Tanzania has now agreed 11 framework agreements with foreign mining companies and is negotiating an additional 5 agreements[4]

[1]Source: https://www.thecitizen.co.tz/tanzania/news/national/moody-s-gives-tanzania-favourable-credit-rating--4206196
[2]Source: https://www.reuters.com/business/energy/equinor-shell-exxon-agree-lng-project-with-tanzania-2023-05-19/
[3]Source: https://www.thecitizen.co.tz/tanzania/news/national/how-government-plans-to-boost-mining-s-gdp-contribution-to-10-percent-before-2025—4245214
[4]Source: https://dailynews.co.tz/why-mining-investment-forum-crucial-for-tz/

For personal use only

BLACK ROCK MINING LIMITED

Li-ion battery raw materials supply chain by country

Graphite supply chain for batteries is more dependent on China than any other material

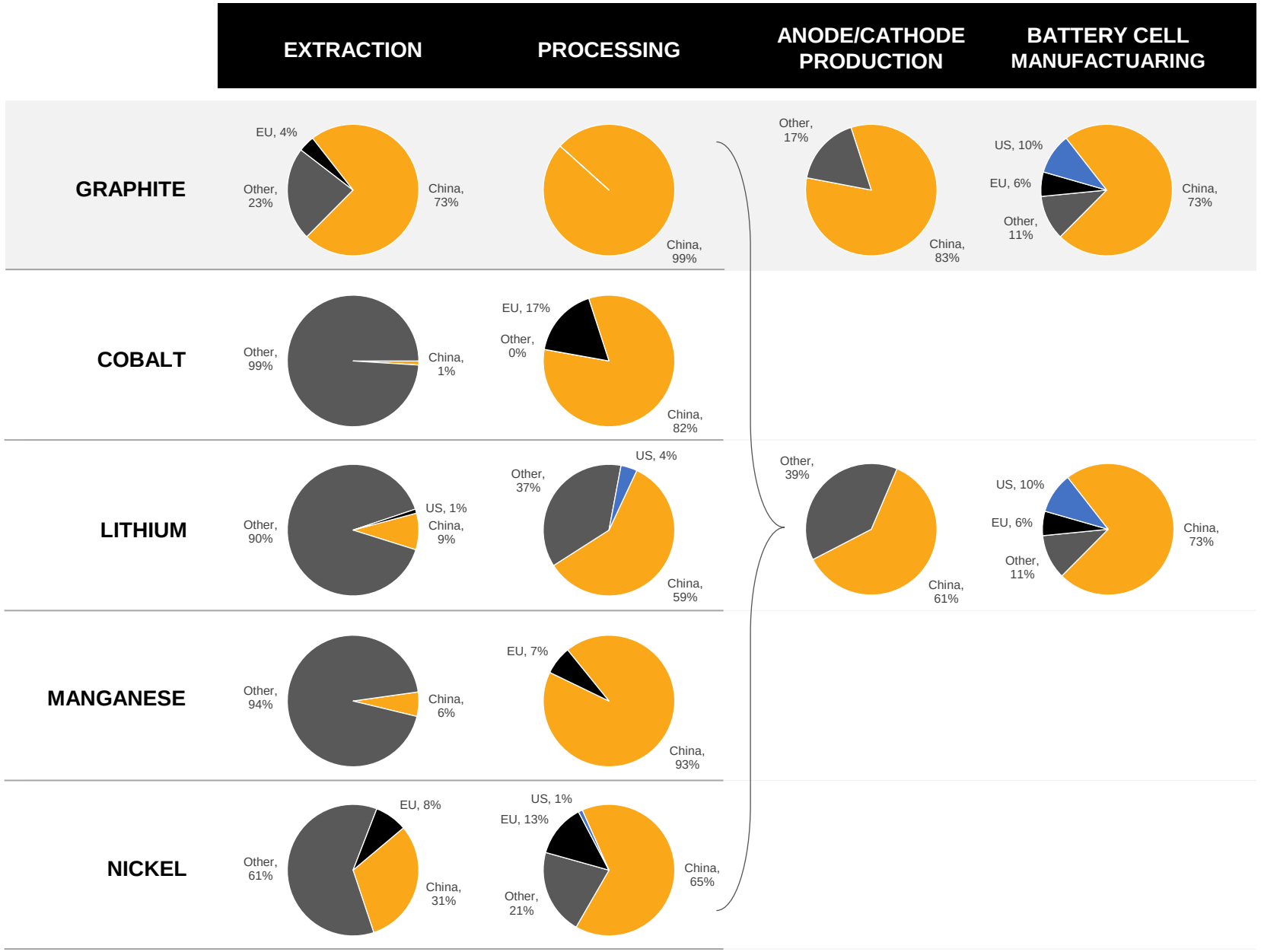

Sources: Public releases, Benchmark Mineral Intelligence, Black Rock Mining

For personal use only

BLACK ROCK MINING LIMITED

Energy Minerals increasingly attractive

For personal use only

Energy transition is a multi-decade thematic at a critical inflection point on the S-curve

- Several new energy components at “hockey stick” moment (see charts below)
- Graphite has a strong demand outlook
- But graphite is also opaque and dominated by China which makes new supply difficult to bring into production
- A very similar scenario to lithium ~5 years ago

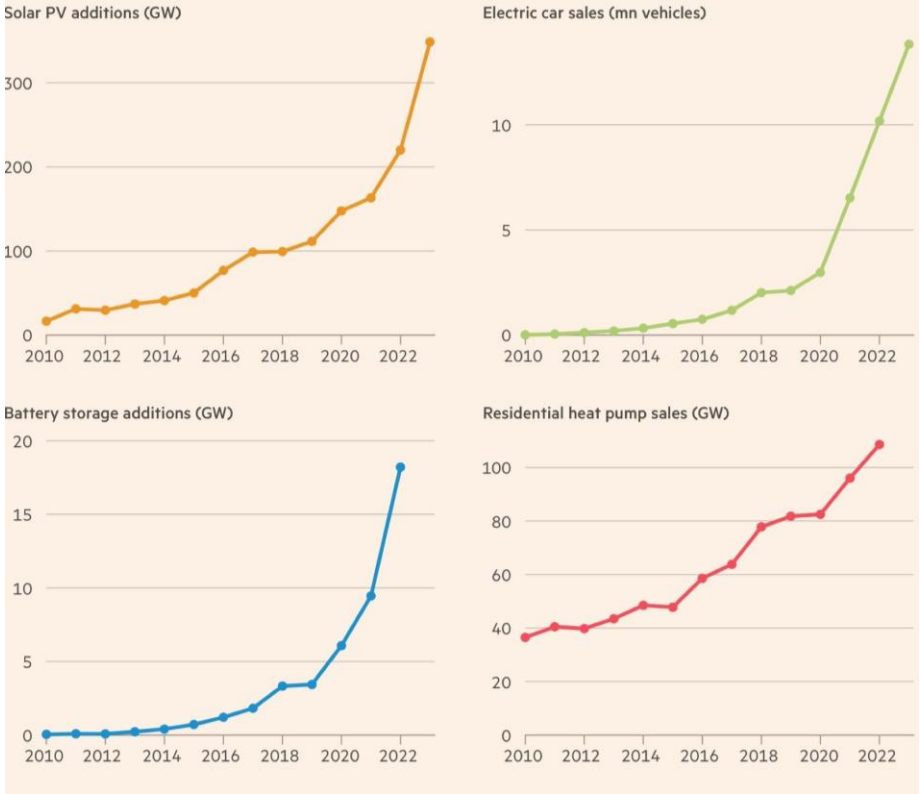

- Global EV sales +23% to Sept 2023[1]
- Forecast global GDP growth of 3% in 2023[2]

Source: Financial Times, IEA 2023
[1]Source: Rho Motion, [2]Source: IMF

BLACK ROCK MINING LIMITED

Working towards an IRA-compliant supply chain

For personal use only

Black Rock is collaborating with POSCO to establish a new anode supply chain

The Inflation Reduction Act (IRA)[1] in the US provides a Clean Vehicle Credit under Section 30D[2] for qualifying vehicles for up to US$7,500 per vehicle

- *Starting in 2024, qualifying vehicles cannot have battery components manufactured or assembled by a foreign entity of concern*
- *Starting in 2027, qualifying vehicles' batteries cannot contain graphite extracted, processed, or recycled by a foreign entity of concern*

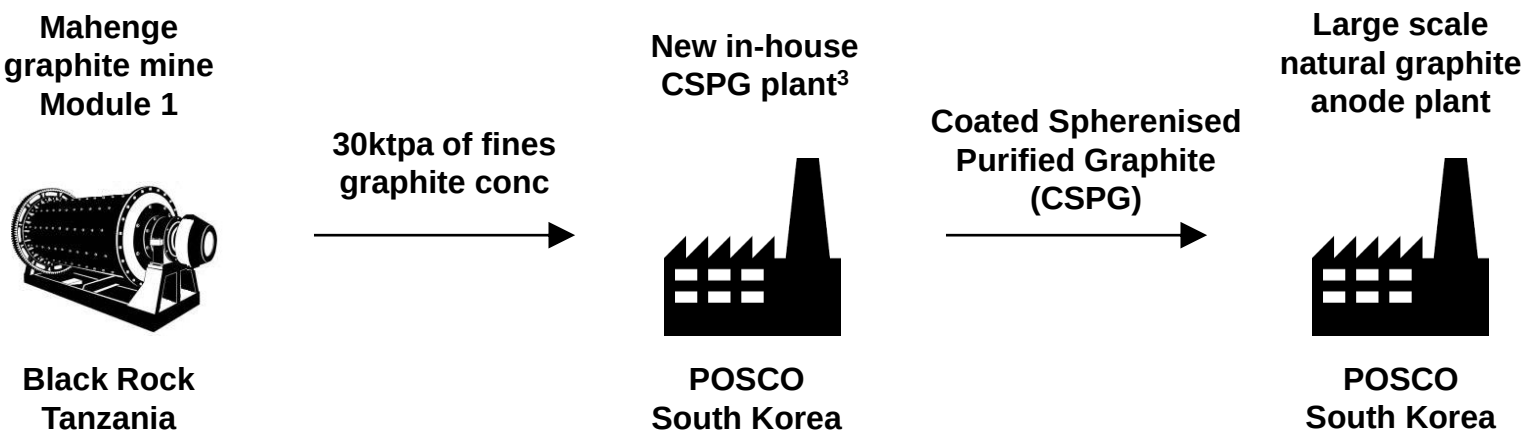

[1]Source: https://www.whitehouse.gov/wp-content/uploads/2022/12/Inflation-Reduction-Act-Guidebook.pdf (Jan 2023, Version 2)
[2]Source: https://www.federalregister.gov/documents/2023/04/17/2023-06822/section-30d-new-clean-vehicle-credit (17 April 2023)
[3]Source: POSCO Holdings Battery Materials Business Value Day Presentation, Slide 41. POSCO has committed to building its own SPG capacity in-house. Video available here: https://youtu.be/GFwivqfKXhU

BLACK ROCK MINING LIMITED

Graphite uses

For personal use only

Black Rock has a diversified product mix with 60% exposure to the high margin large flake market

Price increases with flake size

SMALL FLAKE (FINES)	LARGE FLAKE	JUMBO FLAKE
Lithium-Ion Batteries	Flame Retardants	Flame Retardants
Paint & Coatings	Refractories	Gaskets & Seals
Lubricants	Aviation	Expandable Graphite
Pencils	Lithium-Ion Batteries	Fuel Cells

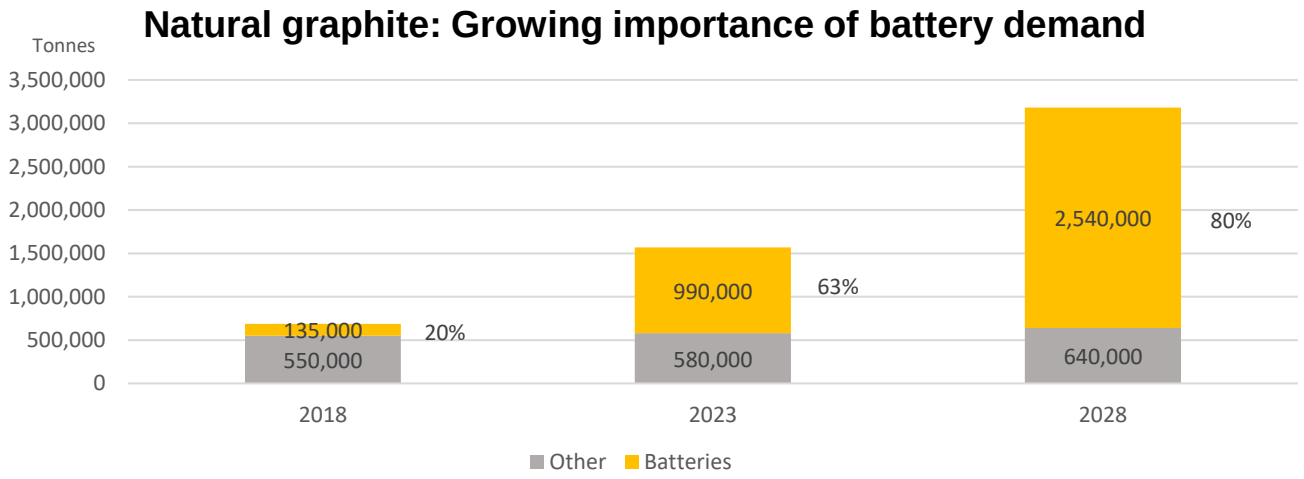

Source: Public releases, Benchmark Mineral Intelligence Q4 2022, Roskill, Black Rock Mining

Offtake agreements

For personal use only

~95% of Mahenge's Module 1 production is under binding offtake, option or MOU

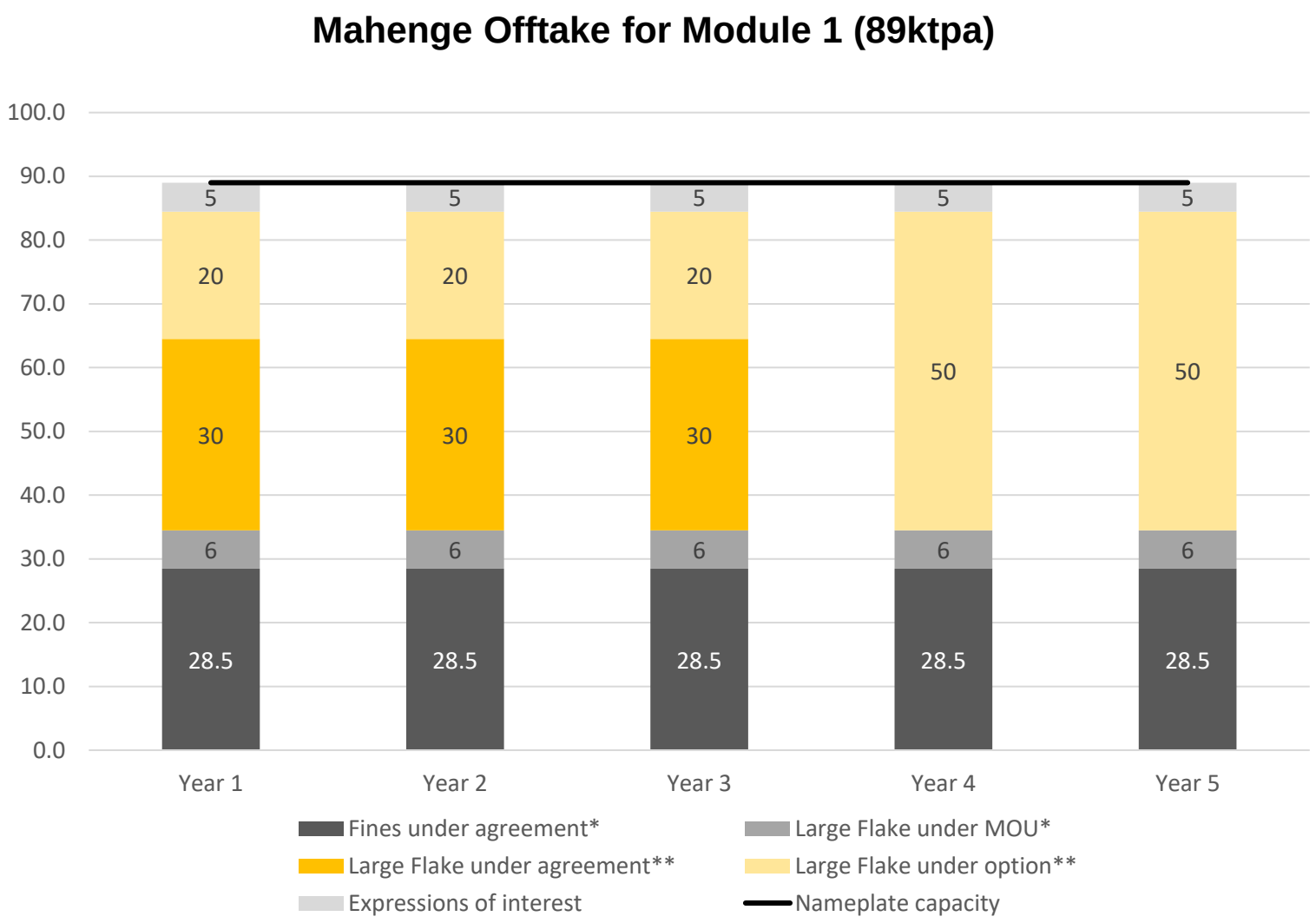

*With POSCO. ** With Muhui International Trade (Dalian) Co. Ltd (Muhui) & Qingdao Yujinxi New Material Co. Ltd (Qinqdao)

BLACK ROCK MINING LIMITED