

Rare Foods Australia Limited

Appendix 4E

Preliminary final report

Name of Entity	Rare Foods Australia Ltd.
ABN:	52 148 155 042
Current Reporting Period	30 June 2024
Previous Reporting Period	30 June 2023

The following information is provided to the ASX under listing rule 4.3A. The Appendix 4E should be read in conjunction with the annual report of Rare Foods Australia Limited for the year ended 30 June 2024.

Results for announcement to the market

Item 1

Operating Performance

				2024
				\$
Revenue from ordinary activities ¹	Up	0%	to	7,559,943
EBITDA	Down	3,494%	to	(3,688,654)
EBIT	Down	582%	to	(4,220,559)
Profit/(Loss) from ordinary activities before tax attributable to members	Down	539%	to	(4,391,640)
Profit/(Loss) from ordinary activities after tax attributable to members	Down	191%	to	(4,206,696)

¹ Includes R&D Tax Incentive of \$2,290,820 (2023: \$1,807,381)

Item 2

Dividends

It is not proposed to pay dividends.

There are no dividend or distribution reinvestment plans in operation and there has been no dividend or distribution payments during the financial year ended 30 June 2024.

Item 3 – Brief Explanation

Comment in respect to results announced to market

Refer to “Review of Operations and Financial Results” section in the accompanying Directors’ Report which forms part of the Appendix 4E Preliminary Final Report.

Item 4

Statement of comprehensive income

Please refer to the Annual Report lodged with this Appendix 4E.

For personal use only

Item 5

Statement of financial position

Please refer to the Annual Report lodged with this Appendix 4E.

Item 6

Statement of cash flows

Please refer to the Annual Report lodged with this Appendix 4E.

Item 7

Statement of changes in equity

Please refer to the Annual Report lodged with this Appendix 4E.

Item 8

Details of individual and total dividends or distributions and dividend or distribution payments

Not applicable.

Item 9

Details of any dividend or distribution plans in operation and the last date for the receipt of an election notice for participation in any dividend or distribution reinvestment plan.

Not applicable.

Item 10

Net Tangible Assets	Financial Year ended 30 June			
	2024	2023	Movement	Movement
	\$	\$	\$	%
Net tangible assets per security for Group	0.035	0.058	(0.023)	(39)

Item 11

Control Gained or Lost Over Entities Having Material Effect

No acquisitions or disposals for the year ended 30 June 2024.

Item 12

Details of Associates and Joint Venture Entities

Controlled Entities and Joint Ventures	Ownership interest as at	
	30 June 2024	30 June 2023
	%	%
Parent Entity: Rare Foods Australia Limited		
Controlled entities:		
Ocean Grown Abalone Operations Pty Ltd	100	100
Two Oceans Abalone Pty Ltd	100	100
Wylie Bay Abalone Pty Ltd	66.67	66.67
Ocean Grown Abalone Wylie Bay Pty Ltd	100	100
All companies are incorporated in Australia		

Item 13

Other Significant Information

At the date of this Appendix 4E there were no other matters of a significant nature.

Item 14

Accounting Standards for Foreign Entities

Not applicable.

Item 15

Commentary on the results for the Financial Year

Refer to Director's Commentary and Results for Announcement to the Market.

Item 16

Compliance Statement

This report has been prepared in accordance with Australian Accounting Standards and Interpretations issued by the Australian Accounting Standards Board (AASB) and the *Corporations Act 2001*.

The accompanying annual financial report of Rare Foods Australia Limited for the year ended 30 June 2024 has been audited by BDO Audit Pty Ltd. Refer to the 30 June 2024 Annual report for the independent auditor's report provided to the members of Rare Foods Australia Limited.

For personal use only

ANNUAL REPORT

2024

FOR THE YEAR ENDED 30 JUNE 2024

For personal use only



RARE FOODS
AUSTRALIA

www.rarefoodsaustralia.com.au

RARE FOODS

AUSTRALIA

Marine Custodians.
Working with nature for a sustainable future.



PROUD PARTNER

For personal use only

CONTENTS

2024 – The Year in Review	4
A Message from our Chairman & Managing Director	6
Director’s Report	8
Auditor’s Independence Declaration	26
Consolidated Statement of Profit or Loss and Other Comprehensive Income	27
Consolidated Statement of Financial Position	28
Consolidated Statement of Changes in Equity	29
Consolidated Statement of Cash Flows	30
Notes to the Financial Statements	31
Consolidated Entity Disclosure Statement	63
Director’s Declaration	64
Independent Auditor’s Report	65
Additional Securities Exchange Information	69
Corporate Directory	72

For personal use only

2024

THE YEAR IN REVIEW

SALES



-7.5%

FROM PRIOR YEAR



SALES REVENUE



-7%

FROM PRIOR YEAR




PROCESSING FACILITY THROUGHPUT



+6%

FROM PRIOR YEAR



For personal use only



PRIMARY GEOGRAPHICAL MARKETS



THE RFA BOARD & EXECUTIVE MANAGEMENT



Peter Harold
NON-EXECUTIVE
CHAIRMAN




Brad Adams
MANAGING DIRECTOR



Ian Ricciardi
NON-EXECUTIVE
DIRECTOR



Danielle Lee
NON-EXECUTIVE
DIRECTOR



Brent Stockden
CFO &
COMPANY SECRETARY

For personal use only



A MESSAGE FROM OUR

CHAIRMAN & MANAGING DIRECTOR

FY24 has been a year of renewed focus on building a strong foundation for Rare Foods Australia to expand the scale of our business and grow shareholder value. To achieve our growth ambitions, we required additional capital, and we were grateful to receive strong support from our major shareholders who underwrote the March Rights Issue.

With the goal of securing an integrated supply chain for our flagship product, Marine Stewardship Council (MSC) accredited wild caught Greenlip abalone we invested over \$1.5 million in FY24 on research, due diligence and in-house capability. Today we have clear options towards our supply chain goal and will pursue these throughout FY25.

Additionally, we've tested and now scaled up our latest innovation, Ocean Cellared wine products. This addition to our product offering provides the business an exciting diversification opportunity that can scale rapidly as demand increases from the marketing campaigns we have planned to support the growth of the subsea wine business.

To ensure we can successfully pursue of our growth agenda in the face of challenging market conditions and rising operating costs, we have also been driving a targeted cost reduction program.

SELLING MORE PREMIUM ABALONE

A significant achievement over the past 12 months has been the expansion of our premium abalone range. We now offer our MSC accredited wild caught Greenlip abalone, which is unique to our business, aquaculture reared Greenlip from strategic partner 888 Abalone, together with Brownlip and Roei abalone from wild fisheries.

With total sales of 88 tonnes in FY24, we are positioning ourselves to grow further in FY25 through additional supply, new sales channels and more customers.

A pivotal achievement during FY24 that will underpin our growth targets was establishing production processes to ensure we can supply a choice of live, frozen and canned premium abalone. Leveraging sales data, we will target

customers of live abalone in Asia. Live sales will be supported by our Augusta base and our new live export facility in Perth. There are also several direct flights between Perth and many Asian cities expected to return in FY25.

Across our entire product range, we are constantly refining our sales approach, as we broaden our markets into the UK, China, Vietnam and Malaysia, as well as pursue non-traditional markets such as the Canada and the USA.

GROWING OUR PRODUCTIVE CAPACITY

We created our 7-Year Strategy during FY24 to lift production of our MSC accredited wild caught Greenlip abalone. Our analysis concluded we needed to systematically arrest the build-up of marine growth on our artificial reef to enable our juveniles to survive and grow in greater numbers.

To implement this strategy, we refined our processes to refurbish the artificial reef. The process consists of lifting each ABITAT (purpose-built abalone concrete habitat) from the ocean floor and removing biofouling by high pressure cleaning on our purpose-built vessel, the Kon Dios. This provides the required clean surfaces on the ABITATs for greater numbers of juveniles to attach and grow.

1300 ABITATs of our 9,500 ABITATs will be refurbished and reseeded each year, allowing for a 7-year production cycle where every ABITAT on the ranch is refurbished every 7 years, which our research, based on historical growth and survival data indicates will lift average productivity of the reef by over 30%.

As part of the strategy, deployment practices have been aligned to the refurbishment process. In total 750k juveniles were deployed from April to June, 26% more than ever recorded during the same period. This was done to ensure smaller juveniles in greater numbers were deployed at the beginning of the season on refurbished blocks prior to winter swells in July. Our plan now is to deploy the remaining 450k larger juveniles from September through to November on reefs that will be prepared predominantly alongside harvest routines.

We began the implementation of our strategy in January 2024 and have already recorded an

For personal use only

increase in the biomass to 170 tonnes from the 166 tonnes recorded in December 2023. Additionally, we now have 920k, juveniles on the reef, the greatest number ever recorded, and these should begin to come into commercial grade over the next 18 months to 2 years.

We are confident that the improvements in the number of juvenile abalone on the reef and productivity improvements we are now seeing will more than compensate for the 15% reduction in the overall biomass to 166 tonnes at the half year. This result was due to a lagged impact from the previously reported reduction of juvenile abalone deployed in FY21 to conserve working capital and manage abalone density, during the uncertain COVID period. As a result, we expect to see a reduction in available harvest through FY25 then see the number of harvest size adults improve in following years.

To compensate, the business has implemented a cost reduction program across the business and will look to increase revenues from sales of additional abalone (aquaculture and wild fisheries) plus increased production from Ocean Cellaring.

SCALING OCEAN CELLARED PRODUCTS

We successfully undertook a small-scale Ocean Cellaring trial in 2020, which involved the placement of wine in securely sealed bottles within crates on the seabed. The Ocean Cellared sparkling cuvee was of exceptional quality, while the bottles encrusted with natural marine growth of barnacles and coral, which we branded "Ocean Signature", providing a wonderful story about the wine's maturation process.

We have continued to scale the Ocean Cellaring business, through collaborations with local

wineries which has provided us with 5,000 Ocean Signature bottles for sale throughout FY24 and FY25.

UTILISING A PROVEN TECHNOLOGY TO SCALE OCEAN CELLARED WINE

We began our commercial trial with Winereef International (Winereef) in early May 2024 and we estimate it will yield up to 13,000 bottles in November 2024, ready for the festive season and Chinese New Year. Winereef has developed and honed its proprietary technology in France over 15 years to make subsea wine in the ocean at scale, today producing up to 200,000 bottles per annum for the European market.

Assuming the commercial trial is successful, we believe there is potential to replicate Winereef's success in France here in Western Australia and that with further investment we can scale production quickly. This new initiative will position us as a producer of premium wine with a unique point of difference that will stand apart in the competitive beverage market.

MARKETING OUR JOURNEY

To promote the company and our products we have been hosting online forums on our Quarterly Updates, which has provided us with the opportunity to share our results with you and answer your questions. If commitments curtail your attendance, we do post the entire event on our website so you can view it at your leisure.

We urge all our shareholders to register their email details with their brokers and follow us on LinkedIn, Facebook, Instagram or X/Twitter so we can keep you informed about our progress.

Wishing you all a successful FY25.




Peter Harold
NON-EXECUTIVE CHAIRMAN




Brad Adams
MANAGING DIRECTOR

DIRECTOR'S REPORT

The Directors present the financial report for Rare Foods Australia Limited (formerly Ocean Grown Abalone Ltd.) (the **Company** or **RFA**) and its subsidiaries (the Consolidated Group) for the year ended 30 June 2024.

DIRECTORS

The following persons were Directors of the Company during and up to the date of this report:

Peter Harold	Non-Executive Chairman
Bradley (Brad) Adams	Executive Director Corporate Development
Ignazio (Ian) Ricciardi	Non-Executive Director
Danielle Lee	Non-Executive Director

The qualifications and experience of the Directors and Company Secretary are as follows:

Mr. Peter Harold

Non-Executive Chairman – BAppSc (Chemistry) (Melb Uni), FAICD

Peter is the Managing Director & CEO of Rumble Resources Limited (ASX:RTR) and is a process engineer with over 30 years of corporate experience in the minerals industry, specialising in financing, marketing, project development, operations, business development and general corporate activities. Prior to joining Rumble, Peter was the CEO/Managing Director of Poseidon Nickel Ltd for 3.5 years before transitioning to non-executive Chairman in October 2023. Prior to joining Poseidon, Mr Harold was Managing Director of Panoramic Resources Ltd (originally Sally Malay Mining Ltd) for 18 years, a company he co-founded as a \$3 million IPO in 2001. Peter is also a past Chairman of Youth Focus, having served on the board for 9.5 years. Youth Focus is a not-for-profit charity working to prevent youth suicide and depression.

Special responsibilities:

- Chairman of the Board
- Member of the Remuneration and Nomination Committee
- Member of the Audit and Risk Committee

Other Public Company Directorships held in the past 3 years:

Company Name and Code	Position/s Held	Dates (month/year)
Rumble Resources Limited (ASX:RTR)	Managing Director & CEO	Appointed: February 2024 Ceased: N/A
Poseidon Nickel Limited (ASX:POS)	Non-Executive Chairman	Appointed: October 2023 Ceased: N/A
Poseidon Nickel Limited (ASX:POS)	Managing Director & CEO	Appointed: March 2020 Ceased: October 2023

Mr. Brad Adams

Managing Director - BSc(Biology), G.Dip(Aqua) MBA

Brad is a third-generation fisherman and has worked as a commercial abalone diver along Western Australia's south coast for 13 years. In the 1990's, Brad was involved in setting up one of Tasmania's first abalone farms – Tasmanian Tiger Abalone, which later became Cold Gold Abalone.

Brad has been actively involved in Abalone Aquaculture research and development in Western Australia since 2000. Brad was a director of the Western Australian Fishing Industry Council from 2009 to 2011 and Chairman from 2011 to 2013. Brad holds an MBA and Bachelor of Applied Science, Biology from Curtin University of Technology and a Graduate Diploma, Aquaculture from the University of Tasmania. Brad has been a Director of and served in an executive capacity for Rare Foods Australia Limited since July 2013.

Other Public Company Directorships held in the past 3 years:

Company Name and Code	Position/s Held	Dates (month/year)
N/A	N/A	N/A

Mr. Ian Ricciardi

Non-Executive Director

Ian has been involved in the Western Australian Fishing Industry since 1975. Ian has worked on and operated prawn trawlers in Shark Bay, Gulf of Carpentaria, and Kimberly Prawn Fisheries. Ian also has interests in the South West Trawl Fishery, through One Sea Pty Ltd – Rottnest Island Scallop. The Ricciardi family built and operated an export food processing facility in North Coogee and holds 50% interest in Fremantle City Coldstores. Ian has significant experience in WA Commercial Fishery related processes and was a founding investor and director of Great Southern Marine Hatcheries (GSMH), Two Oceans Abalone (TOA) and Rare Foods Australia Ltd (RFA). Ian is also an active member of WAFIC Resource Access Advisory Committee (RAAC) since 2019.

Special responsibilities:

- Member of the Remuneration and Nomination Committee
- Member of the Audit and Risk Committee

Other Public Company Directorships held in the past 3 years:

Company Name and Code	Position/s Held	Dates (month/year)
N/A	N/A	N/A

Ms. Danielle Lee

Non-Executive Director – B.Ec, LLB, GDipFinInv

Danielle is an experienced corporate lawyer with more than 25 years of experience. She has a broad range of skills and legal experience in the areas of corporate advisory, governance and equity capital markets. She has advised Australian public and private companies in a range of industries on corporate transactions including capital raisings, ASX listings, business and share acquisitions, shareholder agreements and joint venture agreements.

Special responsibilities:

- Chair of the Remuneration and Nomination Committee
- Chair of the Audit and Risk Committee

Other Public Company Directorships held in the past 3 years:

Company Name and Code	Position/s Held	Dates (month/year)
Hazer Group Limited (ASX:HZR)	Non-Executive Director	Appointed: September 2015 Ceased: N/A
Openn Negotiation Limited (ASX:OPN)	Non-Executive Director	Appointed: March 2021 Ceased: May 2023

For personal use only

DIRECTOR'S INTERESTS

The relevant interests of each director in the securities of the Company as at 30 August 2024 are as follows:

Director	Shares	Options	Performance Rights
Peter Harold	479,428	1,000,000 ¹	-
Danielle Lee	258,621	1,000,000 ¹	-
Brad Adams	2,161,292	-	1,775,894 ²
Ian Ricciardi	54,455,440	-	-

NOTE:

¹ These Options are Series E Options and have an exercise price of 11.7 cents and an expiry date of 26 November 2024.

² Refer to KMP Performance Rights for B Adams in the Remuneration Report (Audited) for further detail.

CHIEF EXECUTIVE OFFICER

Rob Jorden

Rob is an experienced change management professional having spent more than 30 years as a management consultant, specialising in start-up and turnaround situations. He began his career in primary production and more recently has been involved with various resource companies globally, including consulting to several ASX listed mining companies. Rob's previous role was with GPR Dehler Pty Ltd (GPR) where, as an Executive he ran Business Development and Operations for Australasia, with a particular focus on developing and implementing effective sales and marketing functions. He has significant expertise in organisational development and implementing new systems and organisational structures to assist businesses in maximising their margins and realising their growth potential.

Due to combination of the decline in the commercial biomass grade of ranched Greenlip abalone, softening demand for abalone products across our customer base and higher operating costs, the Company undertook a cost reduction process subsequent to year end. This process unfortunately resulted in the CEO role of the Company being made redundant, which will see Mr Jorden's employment with the Company cease in November 2024. The Board of Directors would like to thank Rob Jorden for his outstanding service to the Company since joining the team in early 2021.

COMPANY SECRETARY

Brent Stockden – BCom & CPA

Brent is a collaborative finance professional with more than 19 years' experience in a broad range of leadership, commercial services and corporate management roles. Brent's experience includes managing high growth environments and developing high performing finance teams in both ASX listed and private companies, across a broad range of industries. Brent is a member of CPA Australia and has worked with the Company as Chief Financial Officer since April 2021 and Company Secretary from May 2021.

PRINCIPAL ACTIVITIES

The principal activities of the Consolidated Group during the financial year, included the deployment, harvesting, processing and distribution of the MSC accredited Greenlip abalone from the ocean ranching operation, on the Company's purpose built reef in Flinders Bay, Augusta Western Australia.

During the period the Company was focused on optimising its core activities in the pursuit of production growth, cost efficiencies and the development of new master distributors.

REVIEW OF OPERATIONS AND FINANCIAL RESULTS

The Group's major activities for the year were:

- deployment of the Greenlip juvenile abalone onto the Company's purpose built reef;
- maintenance of the reef;
- harvesting of the Greenlip abalone;

- processing, and packaging;
- optimisation of existing operations;
- R&D focused on juvenile survival and improved abalone growth rates;
- the development of additional worldwide master distributors;
- the design, construction and development of the Augusta retail outlet; and
- pursuit of both organic and value accretive growth opportunities to strengthen and scale the business.

The sales revenue generated from the sale of abalone products, ocean cellaring and abalone processing services totalled \$5.15M for the year ended 30 June 2024 (2023: \$5.56M), representing a 7% decline on the prior year.

The Company's MSC accredited operations recorded a biomass at the end of June 2024 of 170 tonnes, (June 2023; 199 tonnes) with the average harvest size of the abalone measuring 214g.

As disclosed within the Company's half year results, the reduction in the biomass volume, can primarily be attributed to the deployment of juvenile abalone in FY21 being reduced to half the normal level, as a cost reduction and biomass density management measure in response to the COVID pandemic. Based on the three-year abalone growth cycle, this has resulted in a lower level of commercial grade abalone and in turn a lower biomass volume on the prior period.

The reduction in the biomass volume resulted in the biomass asset value declining 18% on FY23, to \$6.87M (FY23: \$8.41M). The fair value adjustment to recognise the reduction in the biomass asset, combined with the reduction in sales revenue, contributed to an operating loss after tax for the year ended 30 June 2024 of \$4.07M (2023: operating loss after tax of \$1.45M).

Operations

A total 78.5 tonnes (FY23: 81 tonnes) of abalone was harvested for the year. The harvest was managed to fulfil current customer demand and ensure biomass growth to meet the FY25 forward order book.

Our specialist dive team deployed a total of 1.59M juvenile abalone onto the artificial reef, representing a 25% increase on FY23 numbers of 1.27M. R&D work continued with a continued focus on improving juvenile abalone survival and lifting growth rates.

The Company's purpose-built processing facility on the Augusta Boat Harbour processed and packed a record 124.5 tonnes of abalone product for FY24, a 6% improvement on prior year that delivered additional revenue, improved asset utilisation and supported the development of the Company's people.

The sales volume of 88.3 tonnes (FY23: 95.5 tonnes) of abalone product represents an 8% reduction in total quantity sold. When combined with ocean cellaring and abalone processing service revenues, the Company incurred a 7% reduction in total sales revenues generated compared to FY23 (FY24: \$5.15M vs FY23: \$5.56M).

Corporate

During the year the Company's executive and management team led the implementation of the strategic choices aimed at further reducing business risk, lifting internal capabilities and system efficiencies to continually improve the core business, generate greater margins and pursuing new revenue initiatives.

DIVIDEND PAID OR RECOMMENDED

During the financial year, the Company did not declare or pay any dividends.

SIGNIFICANT CHANGES IN THE STATE OF AFFAIRS

Due to the combination of the decline in commercial grade of the biomass of ranched Greenlip abalone announced within the FY24 half year results, a softening demand for abalone products across the Company' customer base and higher operating costs, the Company commenced a cost reduction process subsequent to the end of the 2024 financial period.

These changes resulted in the restructuring of the senior executive team with Brad Adams, previously Executive Director Business Development, becoming Managing Director and the CEO role held by Rob Jordan being made redundant. These changes were made effective as of COB 2 August 2024 and the terms of employment for Brad Adams in the role of Managing Director will remain unchanged.

There are additional cost saving measures that will be implemented over the course of FY25 to further reduce the operating and corporate costs of the Company.

There are no other significant matters sufficiently advanced or at a level of certainty that would require disclosure, arisen since the end of the financial year, which significantly affects the operations of the Consolidated Group, the results of those operations or the state of affairs of the Consolidated Group in future financial years.

EVENTS ARISING SINCE THE END OF THE REPORTING PERIOD

There are no other significant matters sufficiently advanced or at a level of certainty since the end of the financial year, which affects the operations of the Group, the results of those operations or the state of affairs of the Group in future financial years.

LIKELY DEVELOPMENTS AND EXPECTED RESULTS OF OPERATIONS

The Group will continue to pursue its strategic choices to:

- pursue R&D initiatives to improve abalone production;
- develop additional master distributors and further diversify bulk clients;
- grow the retail and tourism presence;
- seek increase earnings and product diversification through additional aligned rare products;
- pursue State Government and federal funding with partners Yumbah Aquaculture and the Esperance Tjaltjraak Native Title Aboriginal Corporation (ETNTAC) to progress the Esperance aquaculture precinct;
- research other rare product supply chains in the premium southwest of Western Australia that could rapidly add value for Rare Foods; and
- pursue value accretive merger and acquisition opportunities to strengthen and grow the business.

OPTIONS

At the date of this report, the unissued ordinary shares of Rare Foods Australia Limited under option are as follows:

Grant date	Class	Expiry date	Exercise price	Number of options
26 Nov 2021	E	26 Nov 2024	\$0.117	1,000,000
26 Nov 2021	E	26 Nov 2024	\$0.117	1,000,000
TOTAL				2,000,000

All of these options remained outstanding at balance date.

PERFORMANCE RIGHTS

At the date of this report, the unissued ordinary shares of Rare Foods Australia Limited under performance rights are as follows:

Class	Grant date	Value per share	Number of performance rights
E	26 Nov 2021 - 10 Dec 2021	\$0.075-\$0.080	323,924
G	30 Nov 2023	\$0.068	3,796,257
H	30 Nov 2023	\$0.068	3,796,257
TOTAL			7,916,438

All of these performance rights remained outstanding at balance date.

DIRECTORS' MEETINGS

The number of Directors' Meetings (including meetings of Committees of Directors) held during the year, and the number of meetings attended by each Director is as follows:

Director's Name	Board Meetings		Audit and Risk Committee		Nomination and Remuneration Committee	
	A	B	A	B	A	B
Peter Harold	12	11	3	3	1	1
Danielle Lee	12	12	3	3	1	1
Brad Adams	12	11	3*	3*	-	-
Ian Ricciardi	12	12	3	3	1	1

Where:

- column A is the number of meetings the Director was entitled to attend; and
- column B is the number of meetings the Director attended.
- * Attended meetings by invitation.

REMUNERATION REPORT (AUDITED)

This remuneration report, which forms part of the directors' report, sets out information about the remuneration of Rare Foods Australia Limited's key management personnel for the financial year ended 30 June 2024. The term 'key management personnel' ('KMP') refers to those persons having authority and responsibility for planning, directing and controlling the activities of the Consolidated Group, directly or indirectly, including any director (whether executive or otherwise) of the Consolidated Group.

KEY MANAGEMENT PERSONNEL

The directors and other key management personnel of the Consolidated Group during or since the end of the financial year were:

Non-Executive Directors		Position
Peter Harold	Chairman, Non-Executive Director	
Ian Ricciardi	Non-Executive Director	
Danielle Lee	Non-Executive Director	

Executive Officers		Position
Rob Jordan	Chief Executive Officer*	
Brad Adams	Executive Director - Corporate Development / Managing Director	
Brent Stockden	Chief Financial Officer, Company Secretary and Commercial Services Manager	

* Chief Executive Officer role made redundant as part of a senior executive team restructure in August 2024.

Except as noted, the named persons held their current position for the whole of the financial year and since the end of the financial year.

REMUNERATION POLICY AND PRINCIPLES

Executive Director Remuneration

Executive pay and reward consist of a base fee and short-term performance incentives. Long term performance incentives may include options granted at the discretion of the Board and subject to obtaining the relevant approvals. The grant of options is designed to recognise and reward efforts as well as to provide additional incentive and may be subject to the successful completion of performance hurdles.

Executives are offered a competitive level of base pay at market rates (for comparable companies) and are reviewed annually to ensure market competitiveness.

The remuneration policy is designed to encourage superior performance and long-term commitment to the Company. At this stage of the Company's development there is no contractual performance-based remuneration.

Non-Executive Director Remuneration

The Company's policy is to remunerate non-executive Directors at a fixed fee for time, commitment and responsibilities. Remuneration for Non-Executive Directors is not linked to individual performance. Given the Company is at its early stage of development and the financial restrictions placed on it, the Company may consider it appropriate to issue unlisted options to Non-Executive Directors, subject to obtaining the relevant approvals. This Policy is subject to annual review. All of the Directors' option holdings are fully disclosed. From time to time the Company may grant options to non-executive Directors. The grant of options is designed to recognise and reward efforts as well as to provide Non-Executive Directors with additional incentive to continue those efforts for the benefit of the Company.

Non-Executive Directors are remunerated for their services from the maximum aggregate amount (currently \$300,000 per annum) approved by shareholders for this purpose. They receive a base fee which is currently set at \$45,617 including superannuation per annum per non-executive Director and \$54,740 including superannuation per annum for the non-executive Chairman. There are no termination payments to non-executive Directors on their retirement from office.

Executive Officer Remuneration, excluding Executive Directors

The remuneration structure for Executive Officers, excluding Executive Directors, is based on several factors, including length of service, the particular experience of the individual concerned, and the overall performance of the Company. The contracts for service between the Company and specified Executives are on a continuing basis, the terms of which are not expected to change in the immediate future. Upon retirement, Executives are paid employee benefit entitlements accrued to the date of retirement.

As an incentive, the Company has adopted an employee incentive scheme. The purpose of the employee incentive scheme is to give employees an opportunity, in the form of performance rights, to subscribe for shares. The Directors consider the plan will enable the Company to retain and attract skilled and experienced employees and officers and provide them with the motivation to make the Company more successful.

To ensure the executive reward framework is competitive and appropriate for the results delivered, the Board has appointed a Remuneration and Nomination Committee to assist the Board by making recommendations on remuneration packages for the Groups KMP's.

The Remuneration and Nomination Committee is responsible for ensuring the KMP's reward framework aligns executive reward with the achievement of strategic objectives and the creation of value for shareholders. The Board seeks to ensure that KMP's reward is consistent with the following:

- All KMP receive a base salary (which is based on factors such as length of service and experience), superannuation, fringe benefits, options and performance incentives.
- Performance incentives are generally only paid once predetermined key performance indicators (KPIs) have been met.
- Incentives paid in the form of options or rights are intended to align the interests of the directors and Company with those of the shareholders.
- The remuneration committee reviews KMP packages annually by reference to the Consolidated Group's performance, executive performance and comparable information from industry sectors.

The performance of KMPs is measured against criteria agreed with each executive and is focused on increasing shareholder value. All bonuses and incentives are linked to predetermined performance criteria. The Board may, however, exercise its discretion in relation to approving incentives, bonuses, options or performance rights and can recommend changes to the committee's recommendations. The policy is designed to reward executives for performance leading to long-term growth in shareholder wealth.

Performance-based Remuneration

Employee performance against their respective accountabilities is assessed annually, with measures specifically tailored to the area each individual is involved in and has a level of control over. Performance-based remuneration is aligned with target areas the Board believes hold the greatest potential to increase shareholder value, covering financial and non-financial as well as short and long-term goals.

Performance in relation to accountabilities and the Company budget are assessed annually and in line with the performance windows established as part of the employee incentive scheme. The remuneration committee review the assessment and provide a recommendation to the Board in light of the desired and actual outcomes.

Relationship between remuneration policy and Company performance

The remuneration policy has been tailored to increase goal congruence between shareholders, directors and executives.

Rare Foods Australia Limited is in the early development phase of its operations, and due consideration is made of developing long term shareholder value. The Board has regard to the following indices in respect of the current financial year to facilitate the long-term growth of the Consolidated Group:

Item	2024	2023	2022	2021	2020
Sales Revenue (\$)	5,149,885	5,561,924	3,976,069	3,287,058	2,529,832
Biomass (Tonnes)	170	199	203	210	247
Harvest (Tonnes)	78.5	81.0	81.7	75.9	54.7
Profit/(Loss) Before Tax (\$)	(4,392,093)	(686,880)	34,974	(1,775,605)	(5,805,552)
Basic (Loss) per share (Cents)	(1.50)	(0.71)	(0.43)	(0.84)	(2.40)
Increase/(decrease) in share price (%)	(75%)	2.9%	(10%)	(17.9%)	(35.9%)

Performance Conditions Linked to Remuneration

The Consolidated Group seeks to emphasise reward incentives for results and continued commitment to the Consolidated Group through the provision of various reward schemes.

The performance-related proportions of remuneration based on these targets are included in the following table. The objective of the reward schemes is to reinforce the short and long-term goals of the Consolidated Group and provide a common interest between management and shareholders.

Employment Details of Members of Key Management Personnel

The following table provides employment details of persons who were, during the financial year, members of KMP of the Consolidated Group. The table also illustrates the proportion of remuneration that was performance and non-performance based.

	Short-term employee benefits				Post-employment benefits	Long-term employee benefits	Share Based payments	Performance Related	
	Salary & fees	Cash Bonus	Non-monetary	Other \$	Super-annuation	Long Service Leave	Options & Rights	Total	%
2024	\$	\$	\$	\$	\$	\$			
Non-executive directors									
P Harold	49,315	-	-	-	5,425	-	-	54,740	-
D Lee	41,096	-	-	-	4,521	-	-	45,617	-
I Ricciardi	41,096	-	-	-	4,521	-	-	45,617	-
Executive directors									
B Adams	245,003	-	-	-	26,950	-	- ²	271,953	-
Executive officers									
R Jorden	245,000	-	-	2,603	27,236	-	- ²	274,839	-
B Stockden	220,000	-	-	-	24,200	-	- ²	244,200	-
Total	841,510	-	-	2,603	93,573	-	-	938,866	-

² Brad Adams, Rob Jorden & Brent Stockden were granted Class G & H performance rights in FY24 but the performance hurdles were not achieved. Refer performance rights details below.

2023	Short-term employee benefits				Post-employment benefits	Long-term employee benefits	Share Based payments	Performance Related	
	Salary & fees \$	Cash Bonus \$	Non-monetary \$	Other \$	Super-annuation \$	Long Service Leave \$	Options & Rights	Total	%
Non-executive directors									
P Harold ¹	49,315	-	-	-	5,178	-	-	54,493	-
D Lee ¹	41,096	-	-	-	4,315	-	-	45,411	-
I Ricciardi ¹	41,096	-	-	-	4,315	-	-	45,411	-
Executive directors									
B Adams ¹	245,003	-	-	-	27,704	18,849	27,834 ²	319,390	9
Executive officers									
R Jordan	245,000	-	-	-	25,725	-	30,128 ²	300,853	10
B Stockden	220,000	-	-	-	23,100	-	26,781 ²	269,881	10
Total	841,510	-	-	-	90,337	18,849	84,743	1,035,439	8

¹ From 9 April 2020, all Directors and Executive Management at the time, agreed to reduce their base employment benefits and directors' fees by 10% to assist in mitigating the costs of the COVID-19 pandemic.

² Brad Adams, Rob Jordan & Brent Stockden were granted Class E & F performance rights in FY22. Refer performance rights details below.

The following table provides employment details of persons who were, during the financial year, members of KMP of the Consolidated Group. The table also illustrates the proportion of remuneration that was performance and non-performance based.

2024	Position Held as at 30 June 2024	Contract Details (Duration and Notice Period)	Annual Salary including Superannuation	Proportions of Elements of Remuneration Related to Performance (Other than Performance Rights & Options Issued)		Proportions of Elements of Remuneration Not Related to Performance
				Non-salary Cash-based Incentives %	Shares /Units %	
Non-executive directors						
P Harold	Chairman	No fixed term. No notice period.	\$54,740	-	-	100
D Lee	Non-Executive Director	No fixed term. No notice period.	\$45,617	-	-	100
I Ricciardi	Non-Executive Director	No fixed term. No notice period.	\$45,617	-	-	100
Executive officers						
R Jordan	Chief Executive Officer	No fixed term. 6 months' notice.	\$271,950	-	-	100
B Adams	Executive Director Corporate Development	No fixed term. 6 months' notice.	\$271,953	-	-	100
B Stockden	Chief Financial Officer & Co. Sec	No fixed term. 6 months' notice.	\$244,200	-	-	100

The employment terms and conditions of all KMP are formalised in contracts of employment.

Cash Bonuses, Performance-related Bonuses and Share-based Payments

The following table summarises the performance-related holdings for 2024:

	Remuneration Type	No.	Grant Date	Fair Value \$	Percentage Vested/Paid during Year %	Percentage Forfeited during Year %	Percentage Remaining as Unvested %	Expiry Date for Vesting or Payment
P Harold	Options ¹	1,000,000	26/11/21	20,733	100	-	-	26/11/24
D Lee	Options ¹	1,000,000	26/11/21	20,733	100	-	-	26/11/24
B Adams	Performance Rights ²	1,775,894	30/11/23	87,019	-	-	100	30/6/26
R Jordan	Performance Rights ²	1,775,894	16/02/24	88,795	-	-	100	30/6/26
B Stockden	Performance Rights ²	1,578,572	16/02/24	78,929	-	-	100	30/6/26

¹ Options were granted as part of remuneration/achievement of short-term incentives at an exercise price of \$0.117. Refer KMP options details below.

² Brad Adams, Rob Jordan & Brent Stockden were granted Class G & H performance rights. Refer KMP performance rights details below.

KMP Performance Rights

Brad Adams

The Company previously issued 1,775,894 Performance Rights to Brad Adams, in the role of Executive Director Corporate Development. The Performance Rights have been issued in 2 classes with 887,947 shares in each class and subject to separate service and performance conditions as detailed below:

Number of Performance Rights	Service Condition	Performance Condition
Class G 887,947	Brad Adams to remain engaged as an employee for a continuous period, for the 2-year period from 1 July 2022 to 30 June 2024; and;	<p>a. The achievement of harvest targets on the Flinders Bay operation. The proportion of performance rights available to vest following a determination of the harvest over the 2-year performance period from 1 July 2022 to 30 June 2024 is summarised as follows:</p> <ul style="list-style-type: none"> i. Less than 175,000 kgs = 0% ii. Greater than 175,000 kgs up to 187,000 kgs = Pro-rata from 50% to 99% iii. Greater than 187,000 kgs = 100% <p>b. An alternative performance hurdle to the harvest target, is a Takeover Event occurring on or before 30 June 2024.</p>

Number of Performance Rights	Service Condition	Performance Condition
Class H 887,947	Brad Adams to remain engaged as an employee for a continuous period, for the 2-year period from 1 July 2022 to 30 June 2024; and;	<p>a. The achievement of EBIT targets from the Company's operations for the 2-year performance period. The proportion of performance rights available to vest following a determination of the EBIT, over the 2-year performance period from 1 July 2022 to 30 June 2024 is summarised as follows:</p> <ul style="list-style-type: none"> i. Less than or equal to \$500,000 = 0% ii. Greater than \$500,000 up to \$749,999 = Pro-rata from 50% to 99% iii. Greater than or equal to \$750,000 = 100% <p>b. An alternative performance hurdle to the harvest target, is a Takeover Event occurring on or before 30 June 2024.</p>

For personal use only

For the purposes of the financial statements, the Group has recognised a share-based payment expense for the relevant performance period, based on the assessed probability of the relevant performance conditions being met. The probability assessment of the respective performance conditions, are set out below:

- Class G – based on the Company's assessment, the probability of achieving the applicable performance condition was considered to be 0% as at 30 June 2024.
- Class H – based on the Company's assessment, the probability of achieving the applicable performance condition was considered to be less than 0% as at 30 June 2024.

The performance period for both Class G and Class H performance rights ended on 30 June 2024, management expect 0% of Class G and 0% of Class H to vest. The percentage vested is ultimately at the discretion of the Board who have not met to make their determination at the date of the financial statements being issued.

Rob Jorden

The Company previously issued 1,775,894 Performance Rights to Rob Jorden, in the role of Chief Executive Officer. The Performance Rights have been issued in 2 classes with 887,947 shares in each class and subject to separate service and performance conditions as detailed below:

Number of Performance Rights	Service Condition	Performance Condition
Class G 887,947	Rob Jorden to remain engaged as an employee for a continuous period, for the 2-year period from 1 July 2022 to 30 June 2024; and;	<p>a. The achievement of harvest targets on the Flinders Bay operation. The proportion of performance rights available to vest following a determination of the harvest over the 2-year performance period from 1 July 2022 to 30 June 2024 is summarised as follows:</p> <ul style="list-style-type: none"> i. Less than 175,000 kgs = 0% ii. Greater than 175,000 kgs up to 187,000 kgs = Pro-rata from 50% to 99% iii. Greater than 187,000 kgs = 100% <p>b. An alternative performance hurdle to the harvest target, is a Takeover Event occurring on or before 30 June 2024.</p>

Number of Performance Rights	Service Condition	Performance Condition
Class H 887,947	Rob Jorden to remain engaged as an employee for a continuous period, for the 2-year period from 1 July 2022 to 30 June 2024; and;	<p>a. The achievement of EBIT targets from the Company's operations for the 2-year performance period. The proportion of performance rights available to vest following a determination of the EBIT, over the 2-year performance period from 1 July 2022 to 30 June 2024 is summarised as follows:</p> <ul style="list-style-type: none"> i. Less than or equal to \$500,000 = 0% ii. Greater than \$500,000 up to \$749,999 = Pro-rata from 50% to 99% iii. Greater than or equal to \$750,000 = 100% <p>b. An alternative performance hurdle to the harvest target, is a Takeover Event occurring on or before 30 June 2024..</p>

For the purposes of the financial statements, the Group has recognised a share-based payment expense for the relevant performance period, based on the assessed probability of the relevant performance conditions being met. The probability assessment of the respective performance conditions, are set out below:

- Class G – based on the Company's assessment, the probability of achieving the applicable performance condition was considered to be 0% as at 30 June 2024.
- Class H – based on the Company's assessment, the probability of achieving the applicable performance condition was considered to be less than 0% as at 30 June 2024.

The performance period for both Class G and Class H performance rights ended on 30 June 2024, management expect 0% of Class G and 0% of Class H to vest. The percentage vested is ultimately at the discretion of the Board who have not met to make their determination at the date of the financial statements being issued.

Brent Stockden

The Company previously issued 1,578,572 Performance Rights to Brent Stockden, in the role of Chief Financial Officer & Company Secretary. The Performance Rights have been issued in 2 classes with 789,286 shares in each class and subject to separate service and performance conditions as detailed below:

Number of Performance Rights	Service Condition	Performance Condition
Class G 789,286	Brent Stockden to remain engaged as an employee for a continuous period, for the 2-year period from 1 July 2022 to 30 June 2024; and;	<p>a. The achievement of harvest targets on the Flinders Bay operation. The proportion of performance rights available to vest following a determination of the harvest over the 2-year performance period from 1 July 2022 to 30 June 2024 is summarised as follows:</p> <ul style="list-style-type: none"> i. Less than 175,000 kgs = 0% ii. Greater than 175,000 kgs up to 187,000 kgs = Pro-rata from 50% to 99% iii. Greater than 187,000 kgs = 100% <p>b. An alternative performance hurdle to the harvest target, is a Takeover Event occurring on or before 30 June 2024.</p>

Number of Performance Rights	Service Condition	Performance Condition
Class H 789,286	Brent Stockden to remain engaged as an employee for a continuous period, for the 2-year period from 1 July 2022 to 30 June 2024; and;	<p>a. The achievement of EBIT targets from the Company's operations for the 2-year performance period. The proportion of performance rights available to vest following a determination of the EBIT, over the 2-year performance period from 1 July 2022 to 30 June 2024 is summarised as follows:</p> <ul style="list-style-type: none"> iv. Less than or equal to \$500,000 = 0% v. Greater than \$500,000 up to \$749,999 = Pro-rata from 50% to 99% vi. Greater than or equal to \$750,000 = 100% <p>b. An alternative performance hurdle to the harvest target, is a Takeover Event occurring on or before 30 June 2024.</p>

For the purposes of the financial statements, the Group has recognised a share-based payment expense for the relevant performance period, based on the assessed probability of the relevant performance conditions being met. The probability assessment of the respective performance conditions, are set out below:

- Class G – based on the Company's assessment, the probability of achieving the applicable performance condition was considered to be 0% as at 30 June 2024.
- Class H – based on the Company's assessment, the probability of achieving the applicable performance condition was considered to be less than 0% as at 30 June 2024.

The performance period for both Class G and Class H performance rights ended on 30 June 2024, management expect 0% of Class G and 0% of Class H to vest. The percentage vested is ultimately at the discretion of the Board who have not met to make their determination at the date of the financial statements being issued.

During the reporting period, no other KMP were issued Performance Rights.

For personal use only

KMP Shareholdings

KMP ordinary shares held

The number of ordinary shares held by each of the KMP's in Rare Foods Australia Limited at 30 June 2024 is as follows:

2024	Balance At Beginning of Year	Granted As Remuneration During the Year	Other Changes During the Year	Balance At End of Year
P Harold	479,428	-	-	479,428
D Lee	172,414	-	86,207 ¹	258,621
I Ricciardi	19,762,732	-	34,692,708 ²	54,455,440
B Adams	4,027,667	502,513 ³	(2,368,888) ⁴	2,161,292
R Jorden	172,414	502,513 ³	1,919,540 ⁵	2,594,467
B Stockden	-	446,678 ³	-	446,678
	24,614,655	1,451,704	34,329,567	60,395,926

¹Acquisition of 86,207 shares by Non-Executive Director Danielle Lee were purchased as part of the rights issue entitlement as announced to the market on 17th April 2024.

²Acquisition of 34,692,708 shares by Non-Executive Director Ian Ricciardi were purchased in two transactions; the first being an off-market purchase of 1,359,375 shares on 20 December 2023, followed by 33,333,333 shares purchased by Mr. Ricciardi as part of the rights issue entitlement as announced to the market on 17th April 2024.

³Acquisition of 502,513 shares by Executive Director Brad Adams, 502,513 shares by CEO Rob Jorden and 446,678 by CFO Brent Stockden occurred following the conversion of Class E performance rights issued under the Company's employee incentive scheme on 27 December 2023.

⁴Disposal of 2,368,888 shares occurred across four separate transactions (1,000,000 on 18/12/23, 330,000 on 12/1/24, 888,888 on 16/1/24 and 150,000 on 17/1/24) to fund personal tax obligations arising from conversion of performance rights.

⁵Acquisition of 1,919,540 shares occurred across two separate transactions. 1,000,000 were acquired on 18/12/23 from Executive Director Brad Adams and the additional 919,540 were acquired on 17/4/24 as part of the rights issue entitlement.

KMP performance rights held

The number of performance rights held by each of the KMP's in Rare Foods Australia Limited at 30 June 2024 is as follows:

2024	Balance At Beginning of Year	Granted As Remuneration During the Year	Other Changes During the Year	Balance At End of Year
P Harold	-	-	-	-
D Lee	-	-	-	-
I Ricciardi	-	-	-	-
B Adams	1,570,354	1,775,894 ¹	(1,570,354) ²	1,775,894
R Jorden	1,570,354	1,775,894 ¹	(1,570,354) ²	1,775,894
B Stockden	1,395,870	1,578,572 ¹	(1,395,870) ²	1,578,572
	4,536,578	5,130,360	(4,536,578)	5,130,360

¹Class G and Class H performance rights were also issued to Brad Adams, Rob Jorden and Brent Stockden during the period. Refer to KMP Performance Rights below.

²Class F incentive performance rights and a portion of Class E performance rights issued to Brad Adams, Rob Jorden and Brent Stockden expired as a result of performance hurdles not being achieved. Class E incentive performance rights granted to Brad Adams, Rob Jorden and Brent Stockden were converted to fully ordinary shares on 27 December 2023. Refer to KMP Performance Rights below.

KMP Options Held

The number of options held by each of the KMP's in Rare Foods Australia Limited at 30 June 2024 is as follows:

2024	Balance At Beginning of Year	Granted As Remuneration During the Year	Other Changes During the Year	Balance At End of Year
P Harold	1,000,000	-	-	1,000,000
D Lee	1,000,000	-	-	1,000,000
B Adams	-	-	-	-
I Ricciardi	1,000,000	-	(1,000,000)	-
R Jordan	-	-	-	-
B Stockden	-	-	-	-
	3,000,000	-	(1,000,000)	2,000,000

Other Equity-related KMP Transactions

There have been no other transactions involving equity instruments apart from those described in the tables above relating to options, rights and shareholdings.

Other Transactions with KMP and/or their Related Parties

There have been no other transactions with KMP and/or their Related parties that are not covered in other sections of this report for the year 30 June 2024.

Voting Rights

At the 2023 Annual General Meeting held on 30 November 2023 there were 1% of the votes against the adoption of the remuneration report.

External Remuneration Consultants

No external remuneration consultants were utilised during the year.

End of the audited remuneration report

MATERIAL RISKS AND RISK MANAGEMENT

Rare Foods Australia's approach to managing risk is documented in a Risk Management Framework and the framework is underpinned by departmental risk registers reviewed and approved by the Board of Directors biannually. The risk registers seek to ensure that risk identification and mitigation is embedded across the business in a structured and systematic manner. The risk registers are reviewed biannually by the Audit & Risk Committee and is evaluated and updated as the Company's business model evolves and risks change.

The following table summarises the key continuing significant operational risks facing the business and the way in which Rare Foods Australia is managing these risks:

Key Risk	Summary	Status & Controls
Going Concern	<p>The Company's 30 June 2024 Annual Report (Financial Report) includes a note on the financial condition of the Company and the possible existence of a material uncertainty about the Company's ability to continue as a going concern.</p> <p>The Company's ability to continue as a going concern is dependent upon meeting future revenue and harvesting targets, its ability to generate cash flow through its business operations and the ability to raise additional finance from debt or equity if and when required, to contribute to the Company's working capital position. The Directors continue to be focused on meeting the Company's business</p>	<p>The Company is managing the going concern risk by pursuing the following strategies:</p> <ul style="list-style-type: none"> • An operating & corporate cost reduction process is in process in an effort to navigate the pathway to being cashflow positive.

Key Risk	Summary	Status & Controls
	<p>objectives and are mindful of the funding requirements to meet these objectives.</p> <p>The Directors have reasonable grounds to believe that the Company will continue as a going concern, dependent on the following:</p> <ol style="list-style-type: none"> the international market for abalone maintaining existing demand levels resulting in the achievement of future sales targets; receiving the annual Ausindustry research and development refund included within the receivables balance of the Financial Report as at 30 June 2024 scaling back certain activities that are non-essential so as to conserve cash; and the Company's ability to raise additional finance from debt or equity if and when required, to contribute to the Company's working capital position. <p>Should the Company not be able to continue as a going concern it may be required to realise its assets and discharge its liabilities other than in the ordinary course of business, and at amounts that differ from those stated in the Financial Report.</p>	<ul style="list-style-type: none"> Pursuit of customer and market diversification opportunities. The development of a robust Ausindustry R&D application process resulting in a more timely application submission and refund. Effective and long term relationship with the Company's finance provider (NAB).
Supply of Juvenile Abalone	<p>The Company's success is reliant on the juvenile abalone supply to which the Company purchases hatchery reared greenlip juvenile abalone under an exclusive supply agreement with 888 Abalone Pty Ltd, a land-based abalone hatchery and grow-out facility in Bremer Bay, Western Australia (888 Supply Agreement).</p> <p>The 888 Supply Agreement expired on 30 June 2024 and there is a risk that the Company will be unable to renegotiate to renew the 888 Supply Agreement and the Company will lose access to its supply of juvenile abalone. In which case the Company would be forced to mitigate the loss of supply by building its own hatchery to produce juvenile abalone at great capital expense to the Company.</p>	<p>Following the conclusion of the agreement, the Company has continued to purchase a consistent volume of juvenile abalone at a consistent rate as agreed. Negotiations with 888 Abalone Pty Ltd are continuing to either extend the term of the 888 Supply Agreement or to enter into a new juvenile abalone supply agreement altogether.</p>
Government Approval	<p>The abalone industry is subject to a number of government approvals in the form of aquaculture licences, chemical handling permits, regulated farm practice approvals, food safety licences and crown leases. In order to meet the Company's business objectives, the Company will require the control of the aquaculture licences, chemical handling permits, regulated farm practice approvals, liquor licences, food safety licences and crown leases. A failure to obtain and or maintain such approvals, or significant delays in obtaining new approvals, may limit the Company's ability to meet its business and production goals.</p>	<p>The Company maintains sound operational routines adhering to all government licence and lease compliance requirements, leading to a long history of renewal approvals.</p>
Abalone Production	<p>The Company's abalone production is primarily reliant on the output of its ocean ranches known as 'Abitats', along with its supply of wild caught roei abalone from local divers. The production of abalone is extremely challenging, and as an industry, harvests can be lost due to a range of factors, such as disease, ocean temperatures and natural predators. If the Company's 'Abitats' or wild capture divers are unable to successfully produce the requisite quantity of supply, the Company may not be able to achieve its growth plan or sell its supply to third parties.</p>	<p>The Company developed and introduced the 7-year Strategy in FY24 to lift production of our MSC wild caught Greenlip abalone. Under the strategy processes have been refined to systematically refurbish the artificial reef, in an effort to arrest the build up of</p>

For personal use only

Key Risk	Summary	Status & Controls
	The Company notes that during COVID, the Company reduced its deployment numbers of juveniles onto to its reefs and as such anticipates a reduction in its production capacity for commercial grade abalone in FY25.	marine growth and achieve the greatest harvest yield.
Wine Production	The Company is trialling the production of wine-based products to diversify its product offering. Winemaking is subject to a variety of agricultural factors beyond the Company's control, such as disease, pests, rainfall and extreme weather conditions. To the extent that any of the foregoing impacts the quality and quantity of grapes available to the Company for production of its wines, the results of its operations could be adversely affected.	Based on the Augusta Margaret River Shire, RFA has access to wide range of wine producers which mitigates this business risk to an acceptable level.
Ocean Cellaring Trials	The Company is trialling "ocean cellaring", being the storage of wine that is undergoing maturation in vats or tanks on the seabed, through its 'Winereef' and 'Ocean Signature' projects in order to diversify its product offering. There is no guarantee that these endeavours will be successful or that the Company will be able to recoup any of the costs incurred during the research and development phase and undertaking the relevant trials.	The Company is pursuing its Ocean Cellaring trials as it offers a scalable diversification opportunity harnessing the existing strengths of the business. The risk of trial failure is considered worth the potential upside reward to the business.
Biosecurity risk	<p>There is a risk that the Company could suffer a disease outbreak that adversely impacts the health and wellbeing of its abalone stock. Should the Company's abalone stock become impacted by disease this will negatively impact abalone stock levels the Company holds.</p> <p>Further, the Company cannot predict if disease will affect the remaining abalone growing areas in which the Company operates.</p>	The Company maintains a close association with the Biosecurity Council of Western Australia to stay informed of any biosecurity risks to the business.
Export Certificates	The Company's ability to export its products is dependent on its ability to obtain new and maintain existing licences relating to the export of abalone and wine to interstate and international markets. There is no guarantee that new licences will be granted, or existing licences extended on satisfactory terms, which may have a negative effect on the Company's operations.	The Company maintains sound operational routines adhering to all export facility requirements, with regular audits conducted. The business is also well supported by strategic sales partners highly experienced in the export requirements of various international markets.
Repayment of debt obligations	The Company has a loan facility with the National Australia Bank which could limit its future financial flexibility. If the Company's operating results deteriorate, including incurring significant losses, the Company may be unable to repay its debts, which may require the Company to seek alternative borrowing arrangements, or to reduce debt or by raising additional equity. If a default on the loan facility were to occur, there is no assurance that the financier would consent to an amendment or waiver, or that the financier would not exercise their enforcement rights requiring immediate repayment and cancellation. Such events could limit the Company's flexibility in planning for, or reacting to, downturns in its business or otherwise materially adversely affect the Company's business, operating and financial performance, and require new funding to be raised or a potential need to raise equity.	<p>The Company maintains weekly, monthly and rolling 12-month cashflow forecasts to effectively manage the businesses working capital.</p> <p>The Company's finance provider (NAB) has a strong agriculture portfolio and level of experience to adequately understand and support the business.</p> <p>The Executive Management team are consistently exploring ways to improve cashflow and mitigate risks to working capital, with</p>

Key Risk	Summary	Status & Controls
	<p>There is a risk that due to an event of default or a review event, the Company's debt provider may either demand repayment of or cancel the NAB loan facility provided by it, fail to renew its NAB loan facility following its maturity, or renew the NAB loan facility only in part or on less favourable terms. As a result, the Company is subject to a risk that it may be unable to refinance its NAB loan facility upon acceleration or maturity or may be unable to do so on as favourable terms, and consequently may face greater funding costs or be unable to obtain sufficient facilities to fund its growth activities.</p>	<p>forecasts reviewed by the Board on a monthly basis.</p>
<p>International demand for abalone</p>	<p>A segment of the Company's financial performance is dependent on its export growth strategy and the level of demand for abalone in international markets. In particular, the economic performance of, and demand generated within, several international jurisdictions including but not limited to China (including Hong Kong), Macao, Singapore, Thailand, Vietnam, Japan and the United Kingdom will be an important driver of the performance of the Company. If demand for abalone in any one or more of these jurisdictions does not materialise as expected or is not supplemented with other international markets, it will materially and adversely affect the Company's financial performance and growth prospects. The Board will regularly assess any such risks and ensure that it has contingency plans in place to protect the Company from any adverse effect.</p>	<p>The Company has implemented a tiered abalone sales approach that provides the ability to diversify our market presence by creating alternative revenue streams. Additionally, the Company consistently monitors the market, staying attuned to shifts in customer preferences and price trends. By closely tracking these indicators, we can proactively adjust our pricing strategy and sales and marketing efforts to align with evolving market conditions.</p>
<p>Operational and Diving Risk</p>	<p>The current and future operations of the Company, including diving, sales and production activities may be affected by a range of factors, including:</p> <ol style="list-style-type: none"> a. risk of disease and infection, particularly in aquatic environments; b. risk of food safety and quality issues arising from processing, packaging, freight or handling processes; c. reliance on service providers and prospective customers to follow the complex operating systems and properly handle the Company's products; d. risks associated with transporting abalone and other products long distances within Australia and overseas; e. ensuring product consistency; f. difficulties in commissioning and operating plant and equipment; g. mechanical failure of operating plant and equipment; h. industrial and environmental accidents, industrial disputes and other force majeure events; i. unexpected shortages or increases in the costs of labour, spare parts, plant and equipment; and j. inability to obtain or maintain any necessary consents or approvals. k. inshore commercial diving inherent risks such as weather and environment unpredictability 	<p>The Company aims to manage operational risks through:</p> <ul style="list-style-type: none"> • effective staff recruitment and development processes, • adherence to Australian food processing and commercial diving standards • routine asset maintenance processes • effective service provider management and arrangements.

ENVIRONMENTAL REGULATIONS

The Company's operations are subject to environmental regulations under Western Australian law. The Consolidated Group has procedures in place to ensure regulations are adhered to. The Consolidated Group is not aware of any breaches in relation to environmental matters.

PROCEEDINGS ON BEHALF OF COMPANY

No legal proceedings have been brought against the Company to the date of this report.

CORPORATE GOVERNANCE

The Company's Corporate Governance Statement is contained in the 'Corporate Governance' section of the Company's website at <https://rarefoodsaustralia.com.au/investor-reports/#corporate-governance>.

INDEMNIFICATION AND INSURANCE OF OFFICERS AND DIRECTORS

The Company has made agreements indemnifying all the Directors and Officers of the Consolidated Group against all losses or liabilities incurred by each Director or Officer in their capacity as Directors or Officers of the Consolidated Group to the extent permitted by the *Corporations Act 2001*. The Company paid insurance premiums in respect of Directors' and Officers' Liability Insurance contracts for current officers of the Consolidated Group. The liabilities insured are damages and legal costs that may be incurred in defending civil or criminal proceedings that may be brought against the Officers in their capacity as officers of entities in the Group. The total amount of insurance premiums paid has not been disclosed due to confidentiality reasons.

AUDIT AND NON-AUDIT SERVICES

The Board of Directors, in accordance with advice from the Audit and Risk Committee, is satisfied the provision of audit and non-audit services during the year is compatible with the general standard of independence of auditors imposed by the *Corporations Act 2001*. There were no non-audit services provided by the auditors during the year. All services provided by the external auditor or associates are reviewed and approved by the Audit and Risk Committee and/or the Board to ensure they do not adversely affect the integrity and objectivity of the auditor.

During the period BDO Corporate Tax (WA) Pty Ltd was paid \$103,770 for the provision of taxation & R&D services (2023: \$55,801). BDO Corporate Finance (WA) Pty Ltd was paid \$11,968 for due diligence and financial modelling support (2022: \$143,623). BDO Corporate Tax (WA) Pty Ltd and BDO Corporate Finance (WA) Pty Ltd are affiliate members of BDO Audit Pty Ltd. Refer to Note 21 for further details.

The board of directors has considered the position and is satisfied the provision of the non-audit services is compatible with the general standard of independence for auditors imposed by the *Corporations Act 2001*. The directors are satisfied the provision of non-audit services by the auditor, as set out in Note 21, did not compromise the auditor independence requirements of the *Corporations Act 2001* for the following reasons:

- all non-audit services have been reviewed by the board to ensure they do not impact the impartiality and objectivity of the auditor
- none of the services undermine the general principles relating to auditor independence as set out in APES 110 *Code of Ethics for Professional Accountants (including Independence Standards)*


INDEMNIFYING OF AUDITORS

No indemnities have been given, or insurance premiums paid, during or since the end of the financial year, for any person who is or has been an Auditor of the Company.

AUDITOR'S INDEPENDENCE DECLARATION

A copy of the Auditor's independence declaration as required under section 307C of the *Corporations Act 2001* is set out on page 26 of this report.

Signed in accordance with a resolution of the Directors.



Peter Harold
NON-EXECUTIVE CHAIRMAN
30 August 2024

AUDITOR'S INDEPENDENCE DECLARATION



Tel: +61 8 6382 4600
Fax: +61 8 6382 4601
www.bdo.com.au

Level 9, Mia Yellagonga Tower 2
5 Spring Street
Perth, WA 6000
PO Box 700 West Perth WA 6872
Australia

DECLARATION OF INDEPENDENCE BY DEAN JUST TO THE DIRECTORS OF RARE FOODS AUSTRALIA LIMITED

As lead auditor of Rare Foods Australia Limited for the year ended 30 June 2024, I declare that, to the best of my knowledge and belief, there have been:

1. No contraventions of the auditor independence requirements of the *Corporations Act 2001* in relation to the audit; and
2. No contraventions of any applicable code of professional conduct in relation to the audit.

This declaration is in respect of Rare Foods Australia Limited and the entities it controlled during the period.

Dean Just
Director

BDO Audit Pty Ltd
Perth
30 August 2024

BDO Audit Pty Ltd ABN 33 134 022 870 is a member of a national association of independent entities which are all members of BDO Australia Ltd ABN 77 050 110 275, an Australian company limited by guarantee. BDO Audit Pty Ltd and BDO Australia Ltd are members of BDO International Ltd, a UK company limited by guarantee, and form part of the international BDO network of independent member firms. Liability limited by a scheme approved under Professional Standards Legislation.

For personal use only

**CONSOLIDATED STATEMENT OF PROFIT OR LOSS
AND OTHER COMPREHENSIVE INCOME
FOR THE YEAR ENDED 30 JUNE 2024**

	Notes	Consolidated Group	
		2024 \$	2023 \$
Revenue	3	5,149,885	5,561,924
Other income		119,238	187,734
Research and development tax incentive	4	2,290,820	1,807,831
Total income		7,559,943	7,557,489
Changes in inventory		(4,734,278)	(4,939,098)
Fair value adjustment of biological assets	8	(142,668)	2,980,490
Selling & distribution		(463,012)	(335,075)
Processing expenses		(162,651)	(94,836)
Employee benefits expense		(3,798,380)	(3,197,601)
Share-based payments	25	-	(142,889)
Diving, vessels & operations expense		(618,880)	(433,306)
Corporate & administration		(1,254,037)	(1,394,669)
Depreciation & amortisation expense		(531,905)	(515,979)
Net interest paid/received (excluding interest expense on lease liability)		(150,923)	(46,923)
Interest expense on lease liability	11(c)	(20,158)	(21,336)
Other expenses		(74,691)	(103,147)
		(11,951,583)	(8,244,369)
Profit / (Loss) before income tax		(4,391,640)	(686,880)
Income tax (expense)/benefit	5(a)	183,265	(758,605)
(Loss) after tax from continuing operations		(4,208,375)	(1,445,485)
Other comprehensive loss for the year, net of tax:			
- Items that may be reclassified to profit or loss		-	-
- Items that will not be reclassified to profit or loss		-	-
Total comprehensive (loss)/profit for the year		(4,208,375)	(1,445,485)
(Loss) attributable to:			
- Owners of the Company		(4,206,696)	(1,444,577)
- Non-controlling interests		(1,679)	(908)
		(4,208,375)	(1,445,485)
Total comprehensive (loss) attributable to:			
- Owners of the Company		(4,206,696)	(1,444,577)
- Non-controlling interests		(1,679)	(908)
		(4,208,375)	(1,445,485)
Basic and diluted (loss) per share attributable to the Owners of the Company			
Basic and diluted (loss) per share (cents)	22	(1.87)	(0.71)

The accompanying notes form part of these financial statements.

**CONSOLIDATED STATEMENT OF FINANCIAL POSITION
AS AT 30 JUNE 2024**

	Notes	Consolidated Group	
		2024	2023
		\$	\$
CURRENT ASSETS			
Cash and cash equivalents	6	24,673	19,996
Trade and other receivables	7	2,739,861	2,175,449
Biological assets	8	2,549,293	4,315,500
Inventory	9	859,937	687,329
Prepayments		371,180	299,258
TOTAL CURRENT ASSETS		6,544,944	7,497,532
NON-CURRENT ASSETS			
Property, plant and equipment	10	3,837,467	4,234,806
Biological assets	8	4,324,559	4,102,531
Right-of-use assets	11(a)	321,559	348,666
Intangible assets		89,668	90,459
Other assets		258,558	309,136
Deferred tax assets	15	36,443	13,474
TOTAL NON-CURRENT ASSETS		8,868,254	9,099,072
TOTAL ASSETS		15,413,198	16,596,604
CURRENT LIABILITIES			
Trade and other payables	12	1,367,347	989,404
Interest bearing liabilities	13	1,682,683	735,658
Lease liabilities	11(b)	26,593	26,857
Provisions	14	212,781	215,538
Current tax liability	5	-	-
TOTAL CURRENT LIABILITIES		3,289,404	1,967,457
NON-CURRENT LIABILITIES			
Interest bearing liabilities	13	224,092	382,455
Lease liabilities	11(b)	400,803	427,416
Deferred tax liabilities	15	1,880,236	2,040,574
TOTAL NON-CURRENT LIABILITIES		2,505,131	2,850,445
TOTAL LIABILITIES		5,794,535	4,817,902
NET ASSETS		9,618,663	11,778,702
EQUITY			
Contributed equity	16	29,333,165	27,129,442
Share-based payment reserve	17	1,152,716	1,308,103
Accumulated losses	18	(20,854,458)	(16,646,370)
Equity attributable to owners of the Company		9,631,423	11,791,175
Non-controlling interests		(14,152)	(12,473)
TOTAL EQUITY		9,618,663	11,778,702

The accompanying notes form part of these financial statements.

**CONSOLIDATED STATEMENT OF CHANGES IN EQUITY
FOR THE YEAR ENDED 30 JUNE 2024**

Consolidated Group	Issued Capital	Share-based Payments Reserve	Accumulated Losses	Total	Non-controlling interest	Total Equity
	\$	\$	\$	\$	\$	\$
Balance as at 1 July 2022	27,012,442	1,165,214	(15,201,793)	12,975,863	(11,565)	12,964,298
Loss after income tax benefit for the year	-	-	(1,444,577)	(1,444,577)	(908)	(1,445,485)
Other comprehensive loss for the year	-	-	-	-	-	-
Total comprehensive loss for the year	-	-	(1,444,577)	(1,444,577)	(908)	(1,445,485)
Transactions with owners recorded directly in equity						
Director options issued	-	-	-	-	-	-
Performance Rights Issued	-	142,889	-	142,889	-	142,889
Equity issued to service providers	117,000	-	-	117,000	-	117,000
Total transactions with owners recorded directly in equity	117,000	142,889	-	259,889	-	259,889
Balance as at 30 June 2023	27,129,442	1,308,103	(16,646,370)	11,791,175	(12,473)	11,778,702
Balance as at 1 July 2023	27,129,442	1,308,103	(16,646,370)	11,791,175	(12,473)	11,778,702
Loss after income tax benefit for the year	-	-	(4,206,696)	(4,206,696)	(1,679)	(4,208,375)
Other comprehensive loss for the year	-	-	-	-	-	-
Total comprehensive loss for the year	27,129,442	1,308,103	(4,206,696)	(4,206,696)	(1,679)	(4,208,375)
Transactions with owners recorded directly in equity						
Director options issued	-	-	-	-	-	-
Performance Rights Issued	-	-	-	-	-	-
Equity issued to service providers	57,000	-	-	57,000	-	57,000
Performance Rights Converted to equity	155,387	(155,387)	-	-	-	-
Equity issued under Rights Issue	1,991,336	-	-	1,991,336	-	1,991,336
Total transactions with owners recorded directly in equity	2,203,723	(155,387)	-	2,048,336	-	2,048,336
Balance as at 30 June 2024	29,333,165	1,152,716	(20,854,458)	9,631,423	(14,152)	9,618,663

The accompanying notes form part of these financial statements.

CONSOLIDATED STATEMENT OF CASH FLOWS FOR THE YEAR ENDED 30 JUNE 2024

	Notes	Consolidated Group	
		2024 \$	2023 \$
Cash flows from operating activities			
Receipts from customers		5,108,983	5,547,930
Other income		136,238	115,909
Payments to suppliers and employees		(9,080,498)	(7,976,642)
R&D tax incentive		1,740,699	1,829,733
Net cash (used in) operating activities	27	(2,094,578)	(483,070)
Cash flows from investing activities			
Purchases of plant, equipment and intangible assets		(83,604)	(630,401)
Proceeds from disposals of plant, equipment and intangible assets		2,000	22,136
Interest received		392	1,753
Esperance JV development		-	-
Net cash (used in) investing activities		(81,212)	(606,512)
Cash flows from financing activities			
Proceeds from borrowings		-	519,612
Repayment of borrowings		(482,577)	(457,084)
Repayment of lease liability		(26,877)	(25,700)
Interest paid		(171,081)	(70,441)
Proceeds from capital raising		2,005,840	-
Capital raising costs		(42,496)	-
Net cash provided by / (used in) financing activities		1,282,809	(33,613)
Net (decrease) in cash and cash equivalents		(892,981)	(1,123,194)
Cash and cash equivalents at the beginning of the year		(328,011)	795,183
Cash and cash equivalents at the end of the year	6	(1,221,037)	(328,011)

The accompanying notes form part of these financial statements.

NOTES TO THE FINANCIAL STATEMENTS FOR THE YEAR ENDED 30 JUNE 2024

NOTE 1. NATURE OF OPERATIONS OF RARE FOODS AUSTRALIA LIMITED

Rare Foods Australia Limited (the Company) and its wholly owned subsidiaries' (the Group) principal activities during the year included the harvesting of abalone, maintenance of our artificial reef, deployment of juvenile abalone to promote future harvest production and optimisation of our processing and distribution practices from our sea ranching operation in Flinders Bay, Augusta Western Australia.

NOTE 2. SUMMARY OF MATERIAL ACCOUNTING POLICIES

A. Statement of compliance

These consolidated financial statements are general purpose financial statements which have been prepared in accordance with Australian Accounting Standards and Interpretations issued by the Australian Accounting Standards Board (AASB) and the *Corporations Act 2001*. These consolidated financial statements also comply with International Financial Reporting Standards as issued by the International Accounting Standards Board (IASB).

B. Basis of measurement

The financial report is prepared on the accruals basis and the historical cost basis, modified, where applicable, by the measurement at fair value of selected financial assets and financial liabilities. The financial statements are presented in Australian dollars, and all values are rounded to the nearest dollar unless otherwise stated.

C. Basis of preparation

i. General purpose financial report

The consolidated general purpose financial report of the Group has been prepared in accordance with the requirements of the *Corporations Act 2001*, applicable Australian Accounting Standards and other authoritative pronouncements of the Australian Accounting Standards Board. Rare Foods Australia Limited is the Group's ultimate parent company and is a for-profit entity for the purpose of preparing the financial statements. The Company is a public company limited by shares, incorporated and domiciled in Australia.

The consolidated financial statements for the financial year ended 30 June 2024 were approved and authorised for issue by the Board of Directors on 30th August 2024.

The financial statements have been prepared using the measurement bases specified by Australian Accounting Standards for each type of asset, liability, income and expense. The measurement bases are more fully described in the accounting policies below.

D. Basis of Consolidation

The Group financial statements consolidate those of the parent company and its subsidiaries. The parent controls a subsidiary if it is exposed, or has rights, to variable returns from its involvement with the subsidiary and has the ability to affect those returns through its power over the subsidiary. A list of subsidiaries is provided in Note 31. All subsidiaries have a reporting date of 30 June.

As at reporting date, the assets and liabilities of all controlled entities have been incorporated into the consolidated financial statements as well as their results for the year then ended. Profit or loss and other comprehensive income of subsidiaries acquired or disposed of during the year are recognised from the effective date of acquisition, or up to the effective date of disposal, as applicable.

All transactions and balances between Group companies are eliminated on consolidation, including unrealised gains and losses on transactions between Group companies. Accounting policies of subsidiaries have been changed where necessary to ensure consistency with those adopted by the parent entity.

Equity interests in a subsidiary not attributable, directly or indirectly, to the Group are presented as "non-controlling interests". The Group initially recognises non-controlling interests that are present ownership interests in subsidiaries and are entitled to a proportionate share of the subsidiary's net assets on liquidation at either fair value or at the non-controlling interests' proportionate share of the subsidiary's net assets. Subsequent to initial recognition, non-controlling interest are attributed their share of profit or loss and each component of comprehensive income. Non-controlling interests are shown separately within the equity section of the statement of financial position and statement of comprehensive income.

E. Revenue

Revenue is recognised when or as a performance obligation in the contract with customer is satisfied, i.e. when the control of the goods or services underlying the particular performance obligation is transferred to the customer. A performance obligation is a promise to transfer a distinct goods or service (or a series of distinct goods or services that are substantially the same and that have the same pattern of transfer) to the customer that is explicitly stated in the contract and implied in the Group's customary business practices.

Revenue is measured at the amount of consideration to which the Group expects to be entitled in exchange for transferring the promised goods or services to the customers, excluding amounts collected on behalf of third parties such as sales taxes or services taxes. If the amount of consideration varies due to discounts, rebates, refunds, credits, incentives, penalties or other similar items, the Group estimates the amount of consideration to which it will be entitled based on the expected value or the most likely outcome. If the contract with customer contains more than one performance obligation, the amount of consideration is allocated to each performance obligation based on the relative stand-alone selling prices of the goods or services promised in the contract. Revenue is recognised to the extent that it is highly probable that a significant reversal in the amount of cumulative revenue recognised will not occur when the uncertainty associated with the variable consideration is subsequently resolved.

The control of the promised goods or services may be transferred over time or at a point in time. The control over the goods or services is transferred over time and revenue is recognised over time if:

1. the customer simultaneously receives and consumes the benefits provided by the Group's performance as the Group performs;
2. the Group's performance creates or enhances an asset that the customer controls as the asset is created or enhanced; or
3. the Group's performance does not create an asset with an alternative use and the Group has an enforceable right to payment for performance completed to date.

Revenue for performance obligations that are not satisfied over time is recognised at the point in time at which the customer obtains control of the promised goods or services.

i. Sale of Abalone products

Revenue from sales of Abalone products is recognised at the point in time when control of the asset is transferred to the customer, i.e. point of delivery of goods to the customer.

ii. Sales of service (processing)

Revenue from rendering processing service is recognised upon the delivery of service to the customers.

F. Good and Services Tax (GST)

Revenues, expenses and assets are recognised net of the amount of associated GST, unless the GST incurred is not recoverable from the taxation authority. In this case it is recognised as part of the cost of acquisition of the asset or as part of the expense.

Receivables and payables are stated inclusive of the amount of GST receivable or payable. The net amount of GST recoverable from, or payable to, the taxation authority is included with other receivables or payables in the balance sheet.

Cash flows are presented on a gross basis. The GST components of cash flows arising from investing or financing activities which are recoverable from, or payable to the taxation authority, are presented as operating cash flows.

G. Cash and cash equivalents

Cash and cash equivalents in the Statement of Financial Position includes cash on hand, deposits held at call with banks and other highly liquid investments that are readily convertible into known amounts of cash and which are subject to an insignificant risk of changes in value. For the purposes of the Statement of Cash Flows, cash and cash equivalents are as described above.

H. Financial instruments

Financial assets

Initial recognition and measurement

Financial assets are classified at initial recognition and subsequently measured at amortised cost, fair value through other comprehensive income (OCI), and fair value through profit or loss.

The classification of financial assets at initial recognition depends on the financial asset's contractual cash flow characteristics and the Group's business model for managing them. With the exception of trade receivables that do not contain a significant financing component or for which the Group has applied the practical expedient, the Group initially measures a financial asset at its fair value plus, in the case of a financial asset not at fair value through profit or loss, transaction costs. Trade receivables that do not contain a significant financing component or for which the Group has applied the practical expedient are measured at the transaction price determined under AASB 15.

In order for a financial asset to be classified and measured at amortised cost or fair value through OCI, it needs to give rise to cash flows that are 'solely payments of principal and interest (SPPI)' on the principal amount outstanding. This assessment is referred to as the SPPI test and is performed at an instrument level.

The Group's business model for managing financial assets refers to how it manages its financial assets in order to generate cash flows. The business model determines whether cash flows will result from collecting contractual cash flows, selling the financial assets, or both.

Purchases or sales of financial assets that require delivery of assets within a time frame established by regulation or convention in the market place (regular way trades) are recognised on the trade date, i.e., the date that the Group commits to purchase or sell the asset.

Subsequent measurement

For purposes of subsequent measurement, financial assets are classified in four categories:

- Financial assets at amortised cost (debt instruments)
- Financial assets at fair value through OCI with recycling of cumulative gains and losses (debt instruments)
- Financial assets designated at fair value through OCI with no recycling of cumulative gains and losses upon derecognition (equity instruments)
- Financial assets at fair value through profit or loss

The Group's financial assets at amortised cost includes trade receivables.

Financial assets at amortised cost (debt instruments)

The Group measures financial assets at amortised cost if both of the following conditions are met:

- The financial asset is held within a business model with the objective to hold financial assets in order to collect contractual cash flows; and
- The contractual terms of the financial asset give rise on specified dates to cash flows that are solely payments of principal and interest on the principal amount outstanding

Financial assets at fair value through OCI (debt instruments)

The Group measures debt instruments at fair value through OCI if both of the following conditions are met:

- The financial asset is held within a business model with the objective of both holding to collect contractual cash flows and selling and
- The contractual terms of the financial asset give rise on specified dates to cash flows that are solely payments of principal and interest on the principal amount outstanding.

For debt instruments at fair value through OCI, interest income, foreign exchange revaluation and impairment losses or reversals are recognised in the statement of profit or loss and computed in the same manner as for financial assets measured at amortised cost.

The remaining fair value changes are recognised in OCI. Upon derecognition, the cumulative fair value change recognised in OCI is recycled to profit or loss.

Financial assets designated at fair value through OCI (equity instruments)

Upon initial recognition, the Group can elect to classify irrevocably its equity investments as equity instruments designated at fair value through OCI when they meet the definition of equity under AASB 132 *Financial Instruments: Presentation* and are not held for trading. The classification is determined on an instrument-by-instrument basis.

Gains and losses on these financial assets are never recycled to profit or loss. Dividends are recognised as other income in the statement of profit or loss when the right of payment has been established, except when the Group benefits from such proceeds as a recovery of part of the cost of the financial asset, in which case, such gains are recorded in OCI. Equity instruments designated at fair value through OCI are not subject to impairment assessment.

Financial assets at fair value through profit or loss

Financial assets at fair value through profit or loss include financial assets held for trading, financial assets designated upon initial recognition at fair value through profit or loss, or financial assets mandatorily required to be measured at fair value. Financial assets are classified as held for trading if they are acquired for the purpose of selling or repurchasing in the near term. Derivatives, including separated embedded derivatives, are also classified as held for trading unless they are designated as effective hedging instruments. Financial assets with cash flows that are not solely payments of principal and interest are classified and measured at fair value through profit or loss, irrespective of the business model. Notwithstanding the criteria for debt instruments to be classified at amortised cost or at fair value through OCI, as described above, debt instruments may be designated at fair value through profit or loss on initial recognition if doing so eliminates, or significantly reduces, an accounting mismatch.

Financial assets at fair value through profit or loss are carried in the statement of financial position at fair value with net changes in fair value recognised in the statement of profit or loss.

This category includes derivative instruments and listed equity investments which the Group had not irrevocably elected to classify at fair value through OCI. Dividends on listed equity investments are also recognised as other income in the statement of profit or loss when the right of payment has been established.

A derivative embedded in a hybrid contract, with a financial liability or non-financial host, is separated from the host and accounted for as a separate derivative if: the economic characteristics and risks are not closely related to the host; a separate instrument with the same terms as the embedded derivative would meet the definition of a derivative; and the hybrid contract is not measured at fair value through profit or loss. Embedded derivatives are measured at fair value with changes in fair value recognised in profit or loss. Reassessment only occurs if there is either a change in the terms of the contract that significantly modifies the cash flows that would otherwise be required or a reclassification of a financial asset out of the fair value through profit or loss category.

A derivative embedded within a hybrid contract containing a financial asset host is not accounted for separately. The financial asset host together with the embedded derivative is required to be classified in its entirety as a financial asset at fair value through profit or loss.

Derecognition

A financial asset (or, where applicable, a part of a financial asset or part of a group of similar financial assets) is primarily derecognised (i.e., removed from the Group's consolidated statement of financial position) when:

- The rights to receive cash flows from the asset have expired; or
- The Group has transferred its rights to receive cash flows from the asset or has assumed an obligation to pay the received cash flows in full without material delay to a third party under a 'pass-through' arrangement; and either (a) the Group has transferred substantially all the risks and rewards of the asset, or (b) the Group has neither transferred nor retained substantially all the risks and rewards of the asset, but has transferred control of the asset.

When the Group has transferred its rights to receive cash flows from an asset or has entered into a pass-through arrangement, it evaluates if, and to what extent, it has retained the risks and rewards of ownership. When it has neither transferred nor retained substantially all of the risks and rewards of the asset, nor transferred control of the asset, the Group continues to recognise the transferred asset to the extent of its continuing involvement. In that case, the Group also recognises an associated liability. The transferred asset and the associated liability are measured on a basis that reflects the rights and obligations that the Group has retained.

Continuing involvement that takes the form of a guarantee over the transferred asset is measured at the lower of the original carrying amount of the asset and the maximum amount of consideration that the Group could be required to repay.

Impairment of financial assets

The Group recognises an allowance for expected credit losses (ECLs) for all debt instruments not held at fair value through profit or loss. ECLs are based on the difference between the contractual cash flows due in accordance with the contract and all the cash flows that the Group expects to receive, discounted at an approximation of the original effective interest rate. The expected cash flows will include cash flows from the sale of collateral held or other credit enhancements that are integral to the contractual terms.

For trade receivables and contract assets, the Group applies a simplified approach in calculating ECLs. Therefore, the Group does not track changes in credit risk, but instead recognises a loss allowance based on lifetime ECLs at each reporting date. The Group has established a provision matrix that is based on its historical credit loss experience, adjusted for forward-looking factors specific to the debtors and the economic environment.

For debt instruments at fair value through OCI, the Group applies the low credit risk simplification. At every reporting date, the Group evaluates whether the debt instrument is considered to have low credit risk using all reasonable and supportable information that is available without undue cost or effort. In making that evaluation, the Group reassesses the internal credit rating of the debt instrument. In addition, the Group considers that there has been a significant increase in credit risk when contractual payments are more than 30 days past due.

The Group considers a financial asset in default when contractual payments are 90 days past due. However, in certain cases, the Group may also consider a financial asset to be in default when internal or external information indicates that the Group is unlikely to receive the outstanding contractual amounts in full before taking into account any credit enhancements held by the Group. A financial asset is written off when there is no reasonable expectation of recovering the contractual cash flows.

Financial Liabilities

Initial recognition and measurement

Financial liabilities are classified, at initial recognition, as financial liabilities at fair value through profit or loss, loans and borrowings, payables, or as derivatives designated as hedging instruments in an effective hedge, as appropriate.

All financial liabilities are recognised initially at fair value and, in the case of loans and borrowings and payables, net of directly attributable transaction costs.

The Group's financial liabilities include trade and other payables, loans and borrowings including bank overdrafts, and derivative financial instruments.

Subsequent measurement

The measurement of financial liabilities depends on their classification, as described below:

Financial liabilities at fair value through profit or loss

Financial liabilities at fair value through profit or loss include financial liabilities held for trading and financial liabilities designated upon initial recognition as at fair value through profit or loss.

Financial liabilities are classified as held for trading if they are incurred for the purpose of repurchasing in the near term. This category also includes derivative financial instruments entered into by the Group that are not designated as hedging instruments in hedge relationships as defined by AASB 9. Separated embedded derivatives are also classified as held for trading unless they are designated as effective hedging instruments.

Gains or losses on liabilities held for trading are recognised in the statement of profit or loss.

Financial liabilities designated upon initial recognition at fair value through profit or loss are designated at the initial date of recognition, and only if the criteria in AASB 9 are satisfied. The Group has not designated any financial liability as at fair value through profit or loss.

Loans and borrowings

After initial recognition, interest-bearing loans and borrowings are subsequently measured at amortised cost using the effective interest rate method. Gains and losses are recognised in profit or loss when the liabilities are derecognised as well as through the effective interest rate amortisation process.

Amortised cost is calculated by taking into account any discount or premium on acquisition and fees or costs that are an integral part of the effective interest rate. The effective interest rate amortisation is included as finance costs in the statement of profit or loss.

This category generally applies to interest-bearing loans and borrowings.

Derecognition

A financial liability is derecognised when the obligation under the liability is discharged or cancelled or expires. When an existing financial liability is replaced by another from the same lender on substantially different terms, or the terms of an existing liability are substantially modified, such an exchange or modification is treated as the derecognition of the original liability and the recognition of a new liability. The difference in the respective carrying amounts is recognised in the statement of profit or loss.

Offsetting of financial instruments

Financial assets and financial liabilities are offset and the net amount is reported in the consolidated statement of financial position if there is a currently enforceable legal right to offset the recognised amounts and there is an intention to settle on a net basis, to realise the assets and settle the liabilities simultaneously.

I. Income tax

The income tax expense or revenue for the period is the tax payable on the current period's taxable income based on the applicable income tax rate for each jurisdiction adjusted by changes in deferred tax assets and liabilities attributable to temporary differences and to unused tax losses.

The Group's subsidiaries, together with the Company, intend to form a tax consolidated group for income tax purposes with Rare Foods Australia Ltd. as the Head Company. These entities form part of the tax funding and sharing agreement. In accordance with the tax funding agreement, the current and deferred tax balances are recognised by each party using a modified standalone payer allocation approach. The Head Company recognises current tax liabilities or assets, and deferred tax arising from unused tax losses and unused relevant tax credits, assumed from the tax funding contributing members. The contributing members recognise deferred taxes relating to temporary differences. The assets or liabilities arising under tax funding agreements with the tax consolidated entities are recognised as amounts receivable from or payable to other entities in the tax consolidated group. The tax funding arrangement ensures that the intercompany charge equals the current tax liability or benefit of each tax consolidated group member, resulting in neither a contribution by the head entity to the subsidiaries nor a distribution by the subsidiaries to the head entity.

The current income tax charge is calculated on the basis of the tax laws enacted or substantively enacted at the end of the reporting period in the countries where the Company's subsidiaries and associates operate and generate taxable income. Management periodically evaluates positions taken in tax returns with respect to situations in which applicable tax regulation is subject to interpretation. It establishes provisions where appropriate on the basis of amounts expected to be paid to the tax authorities.

Deferred income tax is provided in full, using the liability method, on temporary differences arising between the tax bases of assets and liabilities and their carrying amounts in the consolidated financial statements. However, deferred tax liabilities are not recognised if they arise from the initial recognition of goodwill. Deferred income tax is also not accounted for if it arises from initial recognition of an asset or liability in a transaction other than a business combination that at the time of the transaction affects neither accounting nor taxable profit or loss. Deferred income tax is determined using tax rates (and laws) that have been enacted or substantively enacted by the end of the reporting period and are expected to apply when the related deferred income tax asset is realised or the deferred income tax liability is settled.

Deferred tax assets are recognised for deductible temporary differences and unused tax losses only if it is probable that future taxable amounts will be available to utilise those temporary differences and losses.

Deferred tax assets and liabilities are offset when there is a legally enforceable right to offset current tax assets and liabilities and when the deferred tax balances relate to the same taxation authority. Current tax assets and tax liabilities are offset where the entity has a legally enforceable right to offset and intends either to settle on a net basis, or to realise the asset and settle the liability simultaneously.

Current and deferred tax is recognised in profit or loss, except to the extent that it relates to items recognised in other comprehensive income or directly in equity. In this case, the tax is also recognised in other comprehensive income or directly in equity, respectively.

J. Government grants

Government grants relating to costs are deferred and recognised in profit or loss over the period necessary to match them with the costs that they are intended to compensate.

K. Inventories

Inventories are measured at the lower of cost and net realisable value. Costs include all expenses directly attributable to the manufacturing process. Costs are assigned on the basis of weighted average costs. In the case of abalone stock, upon harvest the stock is transferred from Biological Assets to Inventory at a revised cost value, being the carrying value previously determined for that stock in accordance with the AASB 141 (refer Note 2(p) below). Net realisable value is the estimated selling price in the ordinary course of business less any applicable selling expense.

L. Leases

All leases are accounted for by recognising a right-of-use asset and a lease liability except for:

- leases of low value assets; and
- leases with a term of 12 months or less.

Lease liabilities are measured at the present value of the contractual payments due to the lessor over the lease term, with the discount rate determined by reference to the rate inherent in the lease unless (as is typically the case) this is not readily determinable, in which case the group's incremental borrowing rate on commencement of the lease is used. Variable lease payments are only included in the measurement of the lease liability if they depend on an index or rate. In such cases, the initial measurement of the lease liability assumes the variable element will remain unchanged throughout the lease term. Other variable lease payments are expensed in the period to which they relate.

On initial recognition, the carrying value of the lease liability also includes:

- amounts expected to be payable under any residual value guarantee;
- the exercise price of any purchase option granted in favour of the group if it is reasonable certain to assess that option; and
- any penalties payable for terminating the lease, if the term of the lease has been estimated on the basis of termination option being exercised.

Right of use assets are initially measured at the amount of the lease liability, reduced for any lease incentives received, and increased for:

- lease payments made at or before commencement of the lease;
- initial direct costs incurred; and
- the amount of any provision recognised where the group is required to dismantle, remove or restore the leased asset.

Subsequent to initial measurement lease liabilities increase as a result of interest charged at a constant rate on the balance outstanding and are reduced for lease payments made. Right-of-use assets are amortised on a straight-line basis over the remaining term of the lease or over the remaining economic life of the asset if, rarely, this is judged to be shorter than the lease term.

When the group revises its estimate of the term of any lease (because, for example, it re-assesses the probability of a lessee extension or termination option being exercised), it adjusts the carrying amount of the lease liability to reflect the payments to make over the revised term, which are discounted using a revised discount rate (being the interest rate implicit in the lease for the remainder of the lease term or, if that cannot be readily determined, the Group's incremental borrowing rate at the re-assessment date). An equivalent adjustment is made to the carrying value of the right-of-use asset, with the revised carrying amount being amortised over the remaining (revised) lease term.

The carrying value of lease liabilities is also revised when the variable element of future lease payments dependent on a rate or index is revised or there is a revision to the estimate of amounts payable under a residual value guarantee. In both cases an unchanged discount rate is used. In both cases an equivalent adjustment is made to the carrying value of the right-of-use asset, with the revised carrying amount being amortised over the remaining (revised) lease term.

When the group renegotiates the contractual terms of a lease with the lessor, the accounting depends on the nature of the modification:

- if the renegotiation results in one or more additional assets being leased for an amount commensurate with the standalone price for the additional rights-of-use obtained, the modification is accounted for as a separate lease in accordance with the above policy
- in all other cases where the renegotiated increases the scope of the lease (whether that is an extension to the lease term, or one or more additional assets being leased), the lease liability is remeasured using the discount rate applicable on the modification date, with the right-of-use asset being adjusted by the same amount.
- if the renegotiation results in a decrease in the scope of the lease, both the carrying amount of the lease liability and right-of-use asset are reduced by the same proportion to reflect the partial of full termination of the lease with any difference recognised in profit or loss. The lease liability is then further adjusted to ensure its carrying amount reflects the amount of the renegotiated payments over the renegotiated term, with the modified lease payments discounted at the rate applicable on the modification date. The right-of-use asset is adjusted by the same amount.

Payments associated with short-term leases and leases of low-value assets are recognised on a straight-line basis as an expense in profit or loss. Short-term leases are leases with a lease term of 12 months or less. Low-value assets are items such as IT-equipment and small items of office furniture.

M. Biological Assets

Biological assets comprise abalone stock located on Abitats.

Pursuant to AASB 141 Agriculture standard, abalone stock are valued at the end of each half and full-year reporting periods at their fair value less costs to sell. Where fair value cannot be reliably measured, biological assets are measured at cost less impairment losses.

For abalone stock below 90mm (~120g whole weight), these biological assets are measured at cost as the Company considers that the fair value for this stock cannot be reliably measured on the basis that its commercial sales are only for product above this size threshold.

Abalone stock above 90mm (~120g whole weight) are measured at fair value less cost to sell. The valuation takes into consideration estimated growth rates and mortality (refer Note 2(u) for a description of the methodology used for the estimation of growth rates and mortality rates). The market prices are derived from observable market prices (when available) and realised prices. The prices are reduced for estimated harvesting costs, processing costs, freight costs and other selling costs, to determine the net fair value.

The net increase / (decrease) in the fair value of abalone stock at period end is recognised as income / (expense) in the profit and loss.

N. Property, plant and equipment

Property, plant and equipment is initially recognised at acquisition cost or manufacturing cost, including any costs directly attributable to bringing the assets to the location and condition necessary for it to be capable of operating in a manner intended by the Group's management. These assets are subsequently measured at cost less and depreciation and impairment losses.

Repairs and maintenance expenditure is charged to the Statement of Profit or Loss and Other Comprehensive Income during the financial period in which it is incurred.

Depreciation

The depreciable amount of fixed assets are depreciated on either a diminishing value (DV) method or on a straight-line (SL) basis over their useful lives to the Group commencing from the time the asset is held ready for use. The following depreciation rates were applied during the financial period:

- | | |
|-------------------------|--------------|
| • Plant and equipment | 13 - 20% SL |
| • IT & Office equipment | 10% - 50% DV |
| • Land & Buildings | 4 - 13% SL |

The assets' residual values and useful lives are reviewed, and adjusted if appropriate, at each reporting date.

Derecognition

Additions of property, plant and equipment is derecognised upon disposal or when no further future economic benefits are expected from its use or disposal. Gains and losses on disposals are determined by comparing proceeds with the carrying amount. These gains and losses are recognised in the Statement of Profit or Loss and Other Comprehensive Income.

Impairment

Carrying values of plant and equipment are reviewed at each balance date to determine whether there are any objective indicators of impairment that may indicate the carrying values may be impaired.

O. Trade and other payables

Trade and other payables represent liabilities for goods and services provided to the Company prior to the end of the financial year which are unpaid. The amounts are unsecured and are usually paid within 30 days of recognition.

P. Borrowings

Borrowings are initially recognised at fair value, net of transaction costs incurred. Borrowings are subsequently measured at amortised cost. Any difference between the proceeds (net of transaction costs) and the redemption amount is recognised in profit or loss over the period of the borrowings using the effective interest method. Fees paid on the establishment of loan facilities are recognised as transaction costs of the loan to the extent that it is probable that some or all of the facility will be drawn down. In this case, the fee is deferred until the draw down occurs. To the extent there is no evidence that it is probable that some or all of the facility will be drawn down, the fee is capitalised as a prepayment for liquidity services and amortised over the period of the facility to which it relates.

Q. Critical accounting estimates and judgments

Estimates and judgements are continually evaluated and are based on historical experience and other factors, including expectations of future events that may have a financial impact on the entity and that are believed to be reasonable under the circumstances.

The Group makes estimates and assumptions concerning the future. The resulting accounting estimates will, by definition, seldom equal the related actual results. The estimates and assumptions that have a significant risk of causing a material adjustment to the carrying amounts of assets and liabilities within the next financial year are discussed below.

At each reporting period, the group assesses whether there are any indication of impairment that a non-current non-financial asset that might be impaired. This assessment takes into consideration various factors such as significant adverse changes to the market, technological, economic or legal environment where the asset is dedicated to, the condition of the asset as well as evaluating whether the asset or the CGU's performance is in line with expectations. The Group concluded that there were no indications of impairment as of 30 June 2024

Biological Assets

Biological assets are measured at fair value less cost to sell in accordance with AASB 141. Abalone stock below 90mm (~120g) are measured at the same rate per mm as the rate charged to the Company by the supplier. Management estimates this is a more accurate reflection of fair value as it takes into consideration growth rates from approximately 40mm to 90mm.

Abalone stock above 90mm (120g) is measured at fair value in accordance with AASB 141. Management estimates the fair value of biological assets, taking into account the most reliable evidence available at each reporting date in relation to the underlying assumptions, including mortality rates, growth rates, calculation of biomass, harvest costs, processing costs, selling costs and market prices.

Biomass is calculated using a size/weight algorithm derived from industry reports. In relation to the assumptions underlying mortality rates and growth rates, from which the stock estimates are extrapolated, including biomass, these are updated following each six-monthly survival count and size class measurements. The bi-annual stock counts and measurements are taken over approximately 6% of the entire ranch, which has been determined to be a statistically relevant sample size.

The future realisation of these biological assets may be affected by any variance between actual results and the assumptions relied upon.

Net realisable value of inventories

The net realisable value of inventories assessment required a degree of estimation and judgement by taking into account the recent sales experience, the ageing of inventories and other factors that affect inventory obsolescence. The quality of inventory is also taken into account in the assessment of net realisable value.

Share based payments

The fair value of equity instruments provided to Directors, employees and services providers are calculated from the date they are granted utilising the Black and Scholes option pricing model. The fair value of the equity-settled share-based payments is expensed on a straight-line basis over the vesting period, based on management's estimate of the probability that shares that will eventually vest. For the purposes of the financial statements, the Group has recognised a share-based payment expense for the relevant performance period, based on the assessed probability of the relevant performance conditions being met.

Fair value measurement hierarchy

The consolidated entity is required to classify all assets and liabilities, measured at fair value, using a three level hierarchy, based on the lowest level of input that is significant to the entire fair value measurement, being: Level 1: Quoted prices (unadjusted) in active markets for identical assets or liabilities that the entity can access at the measurement date; Level 2: Inputs other than quoted prices included within Level 1 that are observable for the asset or liability, either directly or indirectly; and Level 3: Unobservable inputs for the asset or liability. Considerable judgement is required to determine what is significant to fair value and therefore which category the asset or liability is placed in can be subjective.

The fair value of assets and liabilities classified as level 3 is determined by the use of valuation models. These include discounted cash flow analysis or the use of observable inputs that require significant adjustments based on unobservable inputs.

Impairment

In assessing impairment, management estimates the recoverable amount of each asset or cash generating unit based on expected future cash flows and uses an interest rate to discount them (where applicable). Estimation uncertainty relates to assumptions about future operating results and the determination of a suitable discount rate (if applicable).

Useful life of depreciable assets

Management reviews its estimate of the useful lives of depreciable assets at each reporting date, based on the expected useful life of the assets. Uncertainties in these estimates include assessing the impact of the Company's operating environment and technical and other forms of obsolescence.

Incremental borrowing rate

Where the interest rate implicit in a lease cannot be readily determined, an incremental borrowing rate is estimated to discount future lease payments to measure the present value of the lease liability at the lease commencement date. Such a rate is based on what the entity estimates it would have to pay a third party to borrow the funds necessary to obtain an asset of a similar value to the right-of-use asset, with similar terms, security and economic environment.

R. Going concern

The financial statements for the year ended 30 June 2024 have been prepared on the basis that the group is a going concern and therefore, contemplates the continuity of normal business activity, realisation of assets and settlement of liabilities in the normal course of business.

For the year ended 30 June 2024, the group recorded a net loss after tax of \$4,208,375 (2023: net loss after tax \$1,445,485) and had net cash outflows used in operating activities of \$3,255,540 (2023: \$483,070 net cash outflows). At balance date, the group has working capital of \$3,413,267 (2023: \$5,530,075). At 30 June 2024 the group had cash at bank of \$24,673 and had drawn \$1,245,710 on a secured working capital borrowing facility with a draw down limit of \$2,500,000.

These conditions indicate a material uncertainty that may cast a significant doubt about the Group's ability to continue as a going concern and, therefore, that it may be unable to realise its assets and discharge its liabilities in the normal course of business.

The Group's ability to continue as a going concern is dependent upon meeting future revenue and harvesting targets, its ability to generate cash flow through its business operations, the ability to raise additional finance from debt or equity and remaining eligible to continue to receive Ausindustry research and development refunds, if and when required, to contribute to the Group's working capital position. The Directors continue to be focused on meeting the Group's business objectives and are mindful of the funding requirements to meet these objectives.

The Directors at the date of signing these annual accounts, have reasonable grounds to believe that the Group will continue as a going concern, dependent on the following:

- The International market for abalone maintaining demand levels to achieve future sales targets;
- Receiving the annual Ausindustry research and development refund of \$2,290,820 included within the receivables balance as at 30 June 2024, with receipt of these funds expected by end of October 2024
- Scaling back operational and corporate expenses that are deemed non-essential so as to conserve cash;
- Increased harvest yield from the biomass in future years as the high volume of juvenile abalone progress towards commercial grades; and
- The ability to maintain existing working capital finance facilities, and to raise additional finance from debt or equity if and when required, to contribute to the Group's working capital position.

Should the entity not be able to continue as a going concern it may be required to realise its assets and discharge its liabilities other than in the ordinary course of business, and at amounts that differ from those stated in the financial statements. The financial report does not include any adjustments relating to the recoverability or classification of recorded asset amounts, nor the amounts or classification of liabilities that might be necessary should the Group not be able to continue as a going concern.

S. Share-based payments

The Company provides benefits to senior executives of the Company in the form of share-based payments. The cost of these share-based payments is measured by reference to the fair value of the equity instruments at the date at which they are granted. The fair value at grant date is measured by use of the Black and Scholes option pricing model. The expected life used in the model has been adjusted, based on management's best estimate, for the effects of non-transferability, exercise restrictions, and behavioural considerations. The fair value determined at the grant date of the equity-settled share-based payments is expensed on a straight-line basis over the vesting period, based on the entity's estimate of shares that will eventually vest.

T. New accounting standards and interpretations not yet mandatory or early adopted

Australian Accounting Standards and Interpretations that have recently been issued or amended but are not yet mandatory, have not been early adopted by the consolidated entity for the annual reporting period ended 30 June 2024.

There are no other significant Australian Accounting Standards and Interpretations that were recently issued or amended but are not yet effective and have not been early adopted by the Group for the year ended 30 June 2024.

NOTE 3. REVENUE

Revenue for the reporting period consisted of the following:

	Consolidated Group	
	2024	2023
	\$	\$
Sales	4,635,289	4,942,789
Wild Origin Sales	270,111	416,311
Sale of abalone products	<u>4,905,400</u>	<u>5,359,100</u>
Ocean Cellar Sales	22,988	6,409
Processing revenue	<u>221,497</u>	<u>196,415</u>
	<u>5,149,885</u>	<u>5,561,924</u>
Primary geographical markets		
Asia	3,214,714	4,099,988
Australia	1,517,731	1,245,464
Europe	417,440	126,430
North America	-	90,042
	<u>5,149,885</u>	<u>5,561,924</u>
Major goods/service lines		
By-product	91,305	779
IQF meat	3,815,498	4,623,979
Live abalone	17,841	12,600
Processing	221,497	196,415
Retail	182,472	143,797
Whole frozen abalone	<u>821,272</u>	<u>584,354</u>
	<u>5,149,885</u>	<u>5,561,924</u>
Timing of revenue recognition		
Goods or services transferred at a point in time	5,149,885	5,561,924
Goods or services transferred over time	-	-

Processing revenue relates to processing activities undertaken for third party customers.

Major customer information

58% of the Group's revenue was attributable to one major customer (2023: 72% from one customer).

NOTE 4. OTHER INCOME

Research and Development Tax Incentive

Accrued during the year (refer also Note 7)

	Consolidated Group	
	2024	2023
	\$	\$
	<u>2,290,820</u>	<u>1,807,831</u>
	<u>2,290,820</u>	<u>1,807,831</u>

	Consolidated Group	
	2024	2023
	\$	\$
NOTE 5. INCOME TAX		
(a) The components of tax expense comprise:		
<i>Current income tax</i>		
Current income tax expense	-	-
Adjustments in respect of current income tax of previous years	46	(9,563)
<i>Deferred income tax</i>		
Relating to the origination and reversal of temporary differences	20,168	776,889
Adjustments for prior period & movements in deferred taxes not recognised	(203,474)	(8,721)
Total income tax expense / (benefit) from continuing operations	(183,261)	758,605
Deferred income tax (income)/expense included in income tax expense comprises:		
Decrease / (Increase) in deferred tax assets/(liabilities)	72,889	768,214
	72,889	768,214
(b) Amounts recognised directly in equity		
Aggregate current and deferred tax arising in the reporting period and not recognised in net profit or loss or other comprehensive income but directly debited or (credited) to equity.		
Net deferred tax	-	107,225
	-	107,225
(c) The prima facie tax on profit from ordinary activities before income tax is reconciled to the income tax expense as follows:		
(Loss)/Profit Before Income Tax	(4,392,093)	(686,880)
Prima facie tax payable on profit from ordinary activities before income tax at 25% (2023: 25%)	(1,098,023)	(171,720)
Add:		
Tax effect of:		
- Research & Development Expenditure: Non-deductible	1,746,880	1,234,605
- Other non-deductible permanent adjustments	64,776	165,962
- Adjustments for prior period & movements in deferred taxes not recognised	(203,474)	(8,721)
- Tax loss recognised	-	-
	1,608,182	1,391,846
Less:		
Tax effect of:		
- Adjustments for current tax of prior period	46	(9,563)
- Income not assessable for income tax purposes	(572,705)	(451,958)
- R&D tax offset	(120,760)	-
Income tax (benefit)/expense	(693,419)	758,605
The applicable weighted average effective tax rates are as follows:	16%	(110%)

		Consolidated Group	
		2024	2023
		\$	\$
NOTE 6.	CASH AND CASH EQUIVALENTS		
	Cash at bank and in hand	24,673	19,996
		24,673	19,996
	Reconciliation to Cashflow Statement		
	Cash Balances as above	24,673	19,996
	NAB Business Market Loan Overdraft (refer note 13)	(1,245,710)	(348,007)
	Balances per statement of cash flows	(1,221,037)	(328,011)
NOTE 7.	TRADE AND OTHER RECEIVABLES		
	Trade debtors	187,395	146,494
	Sundry & other debtors	2,505,953	1,974,781
	GST receivable	46,513	54,174
		2,739,861	2,175,449
	At the reporting date, none of the trade and other receivables were past due or impaired.		
	Sundry & other debtors for the 2024 financial year represents the research and development tax incentive for the year of \$2,444,953 and \$50,802 other debtors (2023: research and development tax incentive \$1,807,831 and \$136,950 other debtors).		
NOTE 8.	BIOLOGICAL ASSETS		
	CURRENT		
	Fair Value of Abalone on Abitats	2,549,293	4,315,500
		2,549,293	4,315,500
	NON CURRENT		
	Fair Value of Abalone on Abitats	4,324,559	4,102,531
		4,324,559	4,102,531
	The carrying value of abalone on hand at year end was calculated as follows:		
	Opening balance	8,418,031	7,566,684
	Increases due to purchases	2,237,017	1,752,606
	Decreases due to harvest for processing to inventory	(3,638,528)	(3,881,750)
	Fair value adjustment at year end recognised in profit and loss	(142,668)	2,980,490
	Closing balance	6,873,852	8,418,031

NOTE 8. BIOLOGICAL ASSETS (CONTINUED)

The fair value adjustment that occurred in the financial year, recognised an expense of \$142,668 on the profit and loss statement due to a reduction in the volume of commercial grade abalone (>90mm) as at 30 June 2024. This reduction in the biological asset value can be attributed to:

- the reduction of juveniles deployed in FY21 as a cost reduction and biomass density management strategy in response to the COVID pandemic;
- the renewal and relocation of Abitats to more productive areas of the Ocean lease to improve abalone yield per Abitat, combined with;
- the harvest of 78.5T of commercial grade abalone in FY24 to meet forward order demand.

The classification of the closing biological stock between current and non-current is based on the estimated harvest potential for the following 12-month period, which will be sourced from within the closing stock above 90mm.

Abalone stock below 90mm (~120g) are valued at a per mm rate. Management estimates this is a more accurate reflection of fair value as it takes into consideration growth rates from approximately 40mm to 90mm.

Stock above 90mm is measured at fair market value less costs to sell. The fair value assessment also assumes a further 10% mortality rate between balance date and harvest date. As these valuation variables are unobservable, they are deemed Level 3 inputs.

Level 3 analysis: The finance and operational departments undertake the valuation of the abalone. The calculations are considered to be level 3 fair values. The data is taken from internal management reporting and work completed by the executives within the operations to determine material inputs of the model. The key inputs are agreed by the Board of Directors every six months. The following table summarises the quantitative information about the significant unobservable inputs used in level 3 fair value measurements:

Description	30 June 2024	30 June 2023	Comments
Selling price	Based on the average market price at year end	Based on average market price at year end	Obtained by analysing sales prices and market research
Percentage increase/(decrease) from previous year selling price	0%	8%	Obtained by analysing sales prices and market research
Weight of live abalone	Adjusted weight of live abalone for fair value measurement: 111,433 kg	Adjusted weight of live abalone for fair value measurement: 147,402 kg	Based on the results from the stocktake procedures
Costs to complete	\$8.90/Kg	\$7.35/Kg	Based on historical data over the last 12 months
Mortality	10% of >90mm animals	10% of >90mm animals	Based on historical research

The valuation of the biological assets requires the estimate of the closing number of abalone and biomass and hence the resultant fair value estimate for closing stock. As detailed in Note 2(u), the number of abalone and biomass is estimated using a model that factors in projected growth and mortality rates, which in turn are based on the results of survival counts and size class measurements taken during the Company's trial phase and subsequent six-monthly stock counts (based upon a 6% sample). Actual growth and mortality rates will invariably differ to some extent across the ranch.

The following tables summarises the number of <90mm animals for current year and prior year and number of >90mm animals for current year and prior year:

No of Abalone	30 June 2024	30 June 2023
< 90mm	923,391	673,817
> 90mm	649,290	874,600
Total	1,572,681	1,548,417

NOTE 8. BIOLOGICAL ASSETS (CONTINUED)

Sensitivity analysis - Biological assets

The following tables summarise the potential impact of changes in the key variables on the biological asset valuation:

	-10%	10%
Selling price	(\$615,665)	\$615,665
Weight of live abalone	(\$516,499)	\$516,499

Financial Risk Management Strategies for Biological Assets

The group is exposed to risks arising from environmental and climatic changes, commodity prices and financing risks.

The group has strong environmental policies and procedures in place to comply with environmental and other laws.

The group is exposed to risks arising from fluctuations in the price and sales volume of abalone. Where possible, the group incorporates abalone products from aquaculture and wild fisheries to ensure sales volume demand can be met. The group has a long-term customer base in traditional international and domestic markets and consistently pursues customer diversification into new regions.

The group is exposed to a seasonal sales trend and the associated effects on the group's working capital is actively managed utilising existing credit facilities in place with National Australia Bank.

NOTE 9. INVENTORY

	Consolidated Group	
	2024	2023
	\$	\$
Harvested stock	771,181	670,570
Ocean Cellared produce	54,685	10,477
Ocean Pantry retail stock	3,954	6,282
Consumable stock	30,116	-
	859,937	687,329

Inventory is stated at the lower of cost (value at harvest time on valuation of biological assets) or net realisable value. The inventory balance includes an allocation of harvest and processing costs (deferred cost of production). These costs are capitalised and carried forward to harvested stock and subsequently cost of goods sold when the product is eventually sold.

	Consolidated Group	
	2024	2023
	\$	\$
NOTE 10. PROPERTY, PLANT AND EQUIPMENT		
Plant & equipment, at cost	3,842,247	3,793,576
less: Accumulated depreciation	<u>(3,210,808)</u>	<u>(3,007,643)</u>
	<u>631,439</u>	<u>785,933</u>
Office & IT equipment, at cost	237,545	215,409
less: Accumulated depreciation	<u>(157,546)</u>	<u>(132,197)</u>
	<u>79,999</u>	<u>83,212</u>
Land & Buildings, at cost	4,026,623	4,017,097
less: Accumulated depreciation	<u>(900,594)</u>	<u>(651,436)</u>
	<u>3,126,029</u>	<u>3,365,661</u>
Net carrying amount	<u>3,837,467</u>	<u>4,234,806</u>
A reconciliation of the movement in the carrying amounts of each class of property, plant and equipment between the beginning and end of the current financial years:		
Plant & equipment		
Carrying amount at beginning of year	785,933	806,973
Additions	75,367	228,237
Depreciation charges	(216,512)	(139,573)
Disposals	<u>(13,349)</u>	<u>(109,704)</u>
Carrying amount at the end of the year	<u>631,439</u>	<u>785,933</u>
Office & IT Equipment		
Carrying amount at beginning of year	83,212	36,233
Additions	22,137	102,515
Depreciation charges	(25,350)	(55,532)
Disposals	-	-
Carrying amount at the end of the year	<u>79,999</u>	<u>83,216</u>
Land & Buildings		
Carrying amount at beginning of year	3,365,661	3,345,902
Additions	9,527	223,076
Depreciation charges	(249,158)	(203,317)
Disposals	-	-
Carrying amount at the end of the year	<u>3,126,029</u>	<u>3,365,661</u>
Net carrying amount	<u>3,837,467</u>	<u>4,234,806</u>

NOTE 11. RIGHT-OF-USE ASSETS

The right-of-use assets have arisen upon adoption of AASB 16 *Leases* on 1 July 2019. The Group's lease portfolio includes building and aquaculture leases. The building lease has an average term of 5 years and the aquaculture leases have an average term of 21 years.

(a) The carrying amount of right-of-use assets is detailed below:

	Leased Property \$	Aquaculture Lease \$	Total \$
Balance at 1 July 2022	242,341	133,433	375,774
Depreciation expense for the year ended	(17,311)	(9,797)	(27,107)
As at 30 June 2023	225,030	123,636	348,666
	Leased Property \$	Aquaculture Lease \$	Total \$
Balance at 1 July 2023	225,030	123,636	348,666
Depreciation expense for the year ended	(17,310)	(9,797)	(27,107)
As at 30 June 2024	207,720	113,838	321,559

(b) Lease liabilities

	Consolidated Group	
	2024 \$	2023 \$
Current lease liabilities	26,593	26,857
Non-Current lease liabilities	400,803	427,416
Total lease liabilities	427,396	454,273

(c) AASB 16 related amounts recognised in statement of profit or loss

Depreciation charge related to right-of-use assets	27,107	27,107
Interest expense on lease liabilities	20,162	21,336
Low-value asset expense	-	1,960
Variable lease payment expense	6,647	11,000

The group has some property leases which contain variable lease payments. These variable lease payments are recognised in the statement of profit or loss in the period which they occur.

(d) Total yearly cash outflows for leases 26,873 25,704

(e) Options to extend or terminate

The options to extend or terminate are contained in several leases of the Group. There were no extension options for the building lease. All of the extension or termination options are only exercisable by the Group. The extension options which management were reasonably certain to be exercised have been included in the calculation of the lease liability.

NOTE 12. TRADE AND OTHER PAYABLES

Trade payables	947,130	511,165
Accrued expenses	420,217	478,239
	<u>1,367,347</u>	<u>989,404</u>

Trade payables are not past due and are non-interest bearing. The carrying amount of trade and other payables are considered to be the same as their fair values due to their short-term nature.

NOTE 13. INTEREST BEARING LIABILITIES

	Consolidated Group	
	2024	2023
	\$	\$
CURRENT		
Business Market Loan – Working Capital Facility	1,245,710	348,007
Insurance Premium Funding	279,199	217,963
Business Market Loan – Ocean Pantry	49,980	49,980
Equipment Loans	107,793	119,708
	1,682,683	735,658
NON-CURRENT		
Business Market Loan – Ocean Pantry	87,565	137,545
Equipment Loans	136,527	244,910
	224,092	382,455

Equipment Loans

The equipment loan has been provided to Ocean Grown Abalone Operations Pty Ltd by National Australia Bank Limited, pursuant to a master asset finance agreement with a facility limit of \$1,500,000 (2023: \$1,500,000). The loan is secured over the financed asset via an equitable mortgage. Additional loan security is provided in the form of a charge over the assets of RFA Operations and the Company. The Company has also provided a guarantee and indemnity to the loan provider for the full facility limit. The equipment loan at reporting date comprised:

Loan Balance	Original Loan	Date Commenced	Repayments	Final Payment Date	Interest Rate
\$2,976	\$33,872	Sept 2021	36 months	Sept 2024	3.89%.
\$2,530	\$14,500	Dec 2021	36 months	Dec 2024	3.71%.
\$7,582	\$28,886	Mar 2022	36 months	Mar 2025	4.38%.
\$92,682	\$159,653	Mar 2022	60 months	Mar 2027	4.97%.
\$7,075	\$24,200	Apr 2022	36 months	Apr 2025	4.80%.
\$6,240	\$17,710	Jun 2022	36 months	Jun 2025	5.66%
\$92,279	\$137,500	Aug 2023	60 months	Aug 2027	6.59%.
\$7,797	\$13,339	Jan 2023	36 months	Jan 2026	7.89%.
\$10,010	\$17,080	Feb 2023	36 months	Feb 2026	8.31%.
\$5,245	\$8,544	Apr 2023	36 months	Mar 2026	8.5%.
\$9,906	\$15,550	Apr 2023	36 months	Mar 2026	7.36%.
\$244,322	\$470,834				

Business Market Loan – Ocean Pantry

The equipment loan has been provided to Ocean Grown Abalone Operations Pty Ltd by National Australia Bank Limited. The loan has a drawdown capacity of \$250,000 and is secured over the financed asset via an equitable mortgage. Additional loan security is provided in the form of a charge over the assets of RFA Operations and the Company. The Company has also provided a guarantee and indemnity to the loan provider for the full facility limit.

The business market loan at reporting date comprised:

- Balance of \$137,545. Original loan \$250,000, which commenced in March 2022, with 60 monthly repayments (final payment date of 15 March 2027) and an annual interest rate of 3.14%.

NOTE 13. INTEREST BEARING LIABILITIES (CONTINUED)

Business Market Loan – Working Capital Facility

The working capital facility has been provided to Rare Foods Australia Ltd. by National Australia Bank Limited with a maximum drawdown limit of \$2,500,000. The loan is an interest only facility, reviewed annually and loan security is provided in the form of a charge over the assets of RFA Operations and the Company. The Company has also provided a guarantee and indemnity to the loan provider for the full facility limit.

The business market loan at reporting date comprised:

- Balance of \$1,245,710 with an annual floating interest rate of 7.88%.

Insurance Premium Funding

The insurance premium funding loan has been provided to Ocean Grown Abalone Operations Pty Ltd Elantis Premium Funding Limited.

The business market loan at reporting date comprised:

- Balance of \$279,199. Original loan \$414,337, which commenced in March 2024, with 12 monthly repayments (final payment February 2025) and an annual interest rate of 7.58%.

	Consolidated Group	
	2024	2023
	\$	\$
NOTE 14. PROVISIONS		
Employee entitlements – annual leave	156,260	161,914
Employee entitlements – long service leave	56,521	53,624
	<u>212,781</u>	<u>215,538</u>
NOTE 15. DEFERRED TAX ASSETS AND LIABILITIES		
Recognised deferred tax assets		
Accruals	61,569	86,721
Provisions	54,658	53,885
Losses	22,950	50,266
Expenses taken into equity	-	-
Other	26,759	174,755
Deferred tax assets to offset deferred tax liability	(129,494)	(352,153)
	<u>36,442</u>	<u>13,474</u>
Recognised deferred tax liabilities		
Biological & Inventory Asset	1,718,463	2,104,508
Prepayments	92,795	74,815
Other	198,473	213,404
Deferred tax assets to offset deferred tax liability	(129,494)	(352,153)
	<u>1,880,237</u>	<u>2,040,574</u>

	Consolidated Group	
	2024	2023
	\$	\$
NOTE 16. CONTRIBUTED EQUITY		
(a) Issued and paid up capital		
Balance at beginning of year	27,129,442	27,012,442
Issued to service providers	57,000	117,000
Issued as conversion of performance rights	155,387	-
Issued under non-renounceable rights offer	1,991,336	-
Balance at end of the year	29,333,165	27,129,442
(b) Movement in ordinary shares	No.	No.
No. fully paid ordinary shares	202,295,151	200,742,780
Issued to service providers	853,007	1,552,371
Issued as conversion of performance rights	1,973,748	-
Issued under non-renounceable rights offer	66,681,338	-
Balance at end of the year	271,983,244	202,295,151

(c) Ordinary Shares

Ordinary shares participate in dividends and the proceeds on winding up of the Company in proportion to the number of shares held. At shareholders meetings, each ordinary share is entitled to one vote when a poll is called.

On 21 December 2023, a total of 853,007 fully paid ordinary shares were issued to three consultants in consideration for services rendered. Refer share based payment note 25 for further information.

Over the course of the 2024 financial period, a total of 1,973,748 Class E Performance Rights were converted by staff to ordinary shares under the employee equity incentive scheme.

On 17 April 2024, the Company issued 66,681,338 fully paid ordinary shares to eligible participants of the partially underwritten non-renounceable rights issue of one fully paid ordinary share for every two fully paid ordinary shares held.

(d) Share options

On 26 November 2021, 2,000,000 options, each exercisable at \$0.117 on or before 26 November 2024 (Class E) were issued as part of the remuneration packages for Peter Harold (Non-Executive Chairman) and Danielle Lee (Non-Executive Director).

	Consolidated Group	
	2024	2023
	\$	\$
NOTE 17. RESERVES		
Share-based payment reserve	<u>1,152,716</u>	<u>1,308,103</u>
The share-based payment reserve is used to record the value of equity benefits (options and performance rights) provided to directors, executives and employees as part of their remuneration and consultants / advisers for their services.		
Refer to Note 25 for details of share-based payments during the financial year.		
Movement in reserves:		
<i>Share-based payments reserve</i>		
Balance at beginning of the year	1,308,103	1,165,214
Options issued to Directors	-	-
Performance rights issued to Directors and employees	-	142,889
Performance rights converted	(155,387)	-
Balance at the end of the year	<u>1,152,716</u>	<u>1,308,103</u>

Refer to Note 25 Share-based payments for further details on performance rights.

NOTE 18. ACCUMULATED LOSSES	Consolidated Group	
	2024	2023
	\$	\$
Accumulated losses at beginning of year	(16,646,370)	(15,201,793)
Profit/(Loss) attributable to Owners of the Company	<u>(4,206,696)</u>	<u>(1,444,577)</u>
Accumulated losses at end of year	<u>(20,854,458)</u>	<u>(16,646,370)</u>

NOTE 19. SUBSEQUENT EVENTS

Due to the combination of the decline in commercial grade of the biomass of ranched Greenlip abalone announced within the FY24 half year results, a softening demand for abalone products across the Company' customer base and higher operating costs, the Company commenced a cost reduction process subsequent to the end of the 2024 financial period.

These changes resulted in the restructuring of the senior executive team with Brad Adams, previously Executive Director Business Development, becoming Managing Director and the CEO role held by Rob Jorden being made redundant. These changes were made effective as of COB 2 August 2024 and the terms of employment for Brad Adams in the role of Managing Director will remain unchanged.

There are additional cost saving measures that will be implemented over the course of FY25 to further reduce the operating and corporate costs of the Company, in order to navigate a pathway for the Company to be cashflow positive.

There are no other significant matters sufficiently advanced or at a level of certainty that would require disclosure, arisen since the end of the financial year, which significantly affects the operations of the Consolidated Group, the results of those operations or the state of affairs of the Consolidated Group in future financial years.

NOTE 20. COMMITMENTS AND CONTINGENCIES	Consolidated Group	
	2024	2023
	\$	\$
The Consolidated Group had the following supplier purchase commitments as at 30 June 2024		
Within one year	-	902,652
After one year but not more than five years	-	-
More than five years	-	-
	<u>-</u>	<u>902,652</u>
The Consolidated Group had the following capital purchase commitments as at 30 June 2024		
Within one year	-	-
After one year but not more than five years	-	-
More than five years	-	-
	<u>-</u>	<u>-</u>

The Consolidated Group does not have any contingent liabilities at balance sheet date and none have arisen since balance sheet date to the date of signing the Directors' report.

	Consolidated Group	
	2024	2023
	\$	\$
NOTE 21. AUDITOR'S REMUNERATION		
Auditors of the Group – BDO and related network firms		
Audit and review of financial statements Group	92,502	78,265
Total audit and review of financial statements	<u>92,502</u>	<u>78,265</u>
Other statutory non-assurance services		
Non-audit services		
Corporate Finance advisory	11,968	143,623
Group Tax	103,770	55,801
Total non-audit services	<u>115,738</u>	<u>199,423</u>
Total services provided by BDO	<u>208,240</u>	<u>277,688</u>

During the period BDO Audit Pty Ltd was appointed as auditor of the Company following the resignation of BDO Audit (WA) Pty Ltd. The change of auditor arose as a result of BDO Audit (WA) Pty Ltd restructuring its audit practice, whereby audits will be conducted by BDO Audit Pty Ltd, an authorised audit company, rather than BDO Audit (WA) Pty Ltd.

	Consolidated Group	
	2024	2023
	\$	\$
NOTE 22. PROFIT/(LOSS) PER SHARE		
The calculation of basic and diluted profit/(loss) per share was based on the following:		
Net (loss) for the year attributable to owners of the Company	(4,206,696)	(1,444,577)
	No.	No.
Weighted average number of ordinary shares used in calculating basic (loss) per share	217,268,613	202,295,151
Effect of dilution:		
Share options	-	-
Convertible loans	n/a	n/a
Adjusted weighted average number of ordinary shares used in calculating diluted (loss) per share	<u>217,268,613</u>	<u>202,295,151</u>
Basic and diluted (loss) per share (cents)	<u>(1.87)</u>	<u>(0.71)</u>

There is no impact from the 2,000,000 options outstanding at 30 June 2024 (2023: 3,000,000 options) on the profit per share calculation because they are anti-dilutive. These options could potentially dilute basic EPS in the future.

NOTE 23. KEY MANAGEMENT PERSONNEL DISCLOSURES

Names and positions held by Directors and other members of Key Management Personnel ("KMP") in office at any time during the financial year are set out below:

Name	Position Held
Peter Harold	Non-Executive Chairman
Bradley Adams	Executive Director Corporate Development
Ignazio Ricciardi	Non-Executive Director
Danielle Lee	Non-Executive Director
Rob Jordan	Chief Executive Officer
Brent Stockden	Chief Financial Officer & Company Secretary

The aggregate compensation made to Directors and other KMP of the Group during the financial year is set out below:

	Consolidated Group	
	2024	2023
	\$	\$
Short-term employee benefits	844,113	860,359
Post-employment benefits	93,573	90,337
Share-based payments	-	84,743
	<u>937,686</u>	<u>1,035,439</u>

NOTE 24. RELATED PARTY TRANSACTIONS

The ultimate parent entity is Rare Foods Australia Limited. Refer to Note 31 for a list of all controlled entities.

In each of the following related party transactions normal commercial terms and conditions applied. Terms and conditions were no more favourable than those available or which might reasonably be expected to be available for a similar transaction or service to unrelated parties on arms-length basis.

Bigstreet Pty Ltd, of whom Ignazio Ricciardi is a director and in which he holds a beneficial ownership interest, was paid \$4,675 during the financial year (FY2023: \$3,476) for the provision of cold storage and handling services.

Vincenzo Ricciardi, son of Ignazio Ricciardi, was a former employee of the Company. Vincenzo was not employed during the FY24 financial period and therefore did not receive any remuneration inclusive of superannuation during the financial year (FY2023: \$60,839) as the Group Financial Controller.

Jodee Adams, the wife of Brad Adams, was also not employed during the FY24 financial period and therefore did not receive any remuneration inclusive of superannuation during the financial year (FY2023: \$5,304).

NOTE 25. SHARE-BASED PAYMENTS

The Company makes share-based payments, in the form of options, to directors, executives and employees as part of their remuneration and to consultants / advisers for their services.

Options

Set out below is a summary of unlisted option movements during the financial year.

	2024		2023	
	Weighted average exercise price per Option	Number of options	Weighted average exercise price per Option	Number of options
Balance at the start of the period	\$0.125	3,000,000	\$0.125	3,000,000
Cancelled during the period	-	-	-	-
Granted during the period	-	-	-	-
Exercised during the period	-	-	-	-
Lapsed during the period	\$0.140	(1,000,000)	-	-
Balance at the end of the period	\$0.117	2,000,000	\$0.125	3,000,000

Outstanding listed options at the end of the year, which were granted as share-based payments, are summarised as follows:

Series	Grant Date	Expiry Date	Exercise Price	Number of options
E	26 Nov 2021	26 Nov 2024	\$0.117	2,000,000
Total				2,000,000

There are no vesting requirements on the Class E Options listed above and they are exercisable at any time prior to the expiry date listed above.

Fully Paid Ordinary Shares

On 21 December 2023, a total of 853,007 fully paid ordinary shares were issued to three consultants in consideration for services rendered. The shares were issued at an average of \$0.0668 per share for a total fair value of \$57,000.

Performance Rights

The following table summarises the performance rights issued during the 2024 reporting and 2023 comparative period:

Class	Grant Date	Number of Performance Rights	Value per Share	Fair Value	2024 Total expense	2023 Total expense
E ¹	26 Nov 2021	785,177	\$0.075	\$58,888	-	\$28,273
F ¹	26 Nov 2021	785,177	\$0.075	\$58,888	-	(\$440)
E ¹	10 Dec 2021	2,542,703	\$0.080	\$203,416	-	\$99,022
F ¹	10 Dec 2021	2,542,703	\$0.080	\$203,416	-	(\$1,454)
E ¹	2 Sept 22	341,542	\$0.080	\$27,323	-	\$17,488
F ¹	2 Sept 22	341,542	\$0.080	\$27,323	-	-
G	30 Nov 2023	887,947	\$0.049	\$43,509	-	
H	30 Nov 2023	887,947	\$0.049	\$43,509	-	
G	5 Jan 2024	2,908,310	\$0.050	\$145,416	-	
H	5 Jan 2024	2,908,310	\$0.050	\$145,416	-	
Total					-	\$142,889

¹Class E and Class F performance rights have expired

NOTE 25. SHARE-BASED PAYMENTS (CONTINUED)

During the reporting period, the Company approved 1,775,894 Performance Rights be issued to Brad Adams, the Executive Corporate Development Director. The Performance Rights are structured in 2 classes with 887,947 shares in each class and subject to separate service and performance conditions as detailed below. These vesting conditions relate to all issues of the same class:

- Class G – *Service Condition*: remain engaged as an employee for a continuous period, for the 2-year period from 1 July 2022 to 30 June 2024; and

Performance Condition: The achievement of harvest targets on the Flinders Bay operation. The proportion of performance rights available to vest following a determination of the harvest over the 2-year performance period from 1 July 2022 to 30 June 2024 is summarised as follows:

Harvest over performance period	Proportion of Performance Rights available to vest %
Less than 175,000 kgs	0%
Greater than 175,000 kgs up to 187,000 kgs	Pro-rata from 50% to 99%
Greater than 187,000 kgs	100%

An alternative performance hurdle to the harvest target, is a Takeover Event occurring on or before 30 June 2024.

- Class H – *Service Condition*: remain engaged as an employee for a continuous period, for the 2-year period from 1 July 2022 to 30 June 2024; and

Performance Condition: The achievement of EBIT targets from the Company's operations for the 2-year performance period. The proportion of performance rights available to vest following a determination of the EBIT, over the 2-year performance period from 1 July 2022 to 30 June 2024 is summarised as follows:

EBIT over performance period	Proportion of Performance Rights available to vest %
Less than or equal to \$500,000	0%
Greater than \$500,000 up to \$750,000	Pro-rata from 50% to 99%
Greater than \$750,000	100%

The fair value of the performance rights issued has been measured utilising the Company share price on the grant date of the respective performance rights. For the purposes of the financial statements, where the assessed probability of the relevant performance conditions is 50% or greater, the Group recognised the resulting share-based payment expense over the relevant performance period. Support for a greater or less than 50% probability assessment of the respective performance conditions, are set out below:

- Class G – based on the Company's assessment, the probability of achieving the applicable performance condition was considered to be less than 50% and therefore no expense accrual has been recognised as at 30 June 2024.
- Class H – based on the Company's assessment, the probability of achieving the applicable performance condition was considered to be less than 50% and therefore no expense accrual has been recognised as at 30 June 2024.

The performance period for both Class G and Class H performance rights has concluded, however the Board will meet post reporting date to assess the achievement of targets against audited results.

NOTE 26. FINANCIAL INSTRUMENTS AND FINANCIAL RISK MANAGEMENT

The Board monitors and manages the financial risk relating to the operations of the Group. Exposure to a variety of financial risks: credit risk, liquidity risk and market risk (interest rate and currency risk) arises in the normal course of the Consolidated Group's business. The risk management policies are designed to minimise potential adverse effects on the Consolidated Group's financial performance.

The Consolidated Group holds the following financial instruments as at the reporting date:

	Consolidated Group	
	2024	2023
	\$	\$
Financial assets		
Cash and cash equivalents	24,673	19,996
Trade & other receivables	2,739,861	2,175,449
Deposits	34,667	34,667
	<u>2,799,201</u>	<u>2,230,112</u>
Financial liabilities		
Trade and other payables	947,130	511,165
Lease liabilities	427,396	454,273
Loans and borrowings	1,765,599	1,118,111
	<u>3,140,125</u>	<u>2,083,549</u>

Market Risk

Market risk is the risk that changes in market prices, such as foreign exchange rates and interest rates will affect the Consolidated Group's income or the value of its holding of financial instruments. The Consolidated Group's objective is to manage and control market risk exposures within acceptable parameters, whilst optimising returns.

Currency Risk

The Consolidated Group is exposed to currency risk on overseas sales of abalone product and associated selling costs that are denominated in US dollars. The Consolidated Group does not have any overseas borrowings or US dollar cash holdings as at balance date. In order to protect against exchange rate movements, the consolidated group from time to time has entered into forward foreign exchange contracts with its banking provider. The Consolidated Group had a no USD debtor balance (2023: \$0) and no USD creditor balance at 30 June 2024 (2023: \$0).

The table below summarises the effect on the Consolidated Group's comprehensive loss (movement in average rate) and cash and cash equivalents (movement at balance date) if the AUD / USD exchange rates moved by +10%:

Percentage shift in AUD / USD exchange rate	10%	10%
Total effect on cash and cash equivalents of +ve movement	-	-
Total effect on cash and cash equivalents of -ve movement	-	-
Total effect on debtors of +ve movement	-	-
Total effect on debtors of -ve movement	-	-
Total effect on creditors of +ve movement	-	-
Total effect on creditors of -ve movement	-	-
Total effect on comprehensive (loss) of +ve movement	(275,822)	(355,635)
Total effect on comprehensive profit of -ve movement	<u>337,115</u>	<u>434,665</u>

NOTE 26. FINANCIAL INSTRUMENTS AND FINANCIAL RISK MANAGEMENT (CONTINUED)

The following table sets out the interest rates applicable to financial instruments that are exposed to interest rate risk:

	Interest bearing	Non-interest bearing	Total	Weighted average interest rate
	2024	2024	2024	2024
	\$	\$	\$	%
Consolidated				
Financial assets				
Cash and cash equivalents	-	24,673	24,673	-
Trade & other receivables	-	2,739,861	2,739,861	-
Deposits	34,667	-	34,667	5.04
Total financial assets	34,667	2,764,534	2,230,112	

Financial liabilities				
Trade & other payables	(3,632)	950,762	947,130	-
Lease liabilities	427,396	-	427,396	4.50
Loans and borrowings	1,765,599	-	1,765,599	7.25
Total financial liabilities	2,189,363	950,762	3,140,125	

	Interest bearing	Non-interest bearing	Total	Weighted average interest rate
	2023	2023	2023	2023
	\$	\$	\$	%
Consolidated				
Financial assets				
Cash and cash equivalents	-	19,996	19,996	0.80
Trade & other receivables	-	2,175,449	2,175,449	-
Deposits	34,667	-	34,667	4.60
Total financial assets	34,667	2,195,445	2,230,112	

Consolidated				
Financial liabilities				
Trade & other payables	2,469	508,696	511,165	-
Lease liabilities	454,273	-	454,273	4.50
Loans and borrowings	1,118,111	-	1,118,111	5.94
Total financial liabilities	1,574,853	508,696	2,083,549	

The Consolidated Group receives and incurs interest on its cash management deposits based on daily balances. As at balance date the Company was exposed to a variable interest rate of 7.87% on its working capital facility drawdown (2023: 7.16%). The Consolidated Group's US dollar account does not attract interest.

The Consolidated Group receives interest on its Deposits and at balance date was exposed to a weighted average fixed interest rate of 5.04% (2023: 4.60%)

Interest payable on trade and other payables relates to the Consolidated Group credit card balances at balance date.

NOTE 26. FINANCIAL INSTRUMENTS AND FINANCIAL RISK MANAGEMENT (CONTINUED)

Credit Risk

Credit risk represents the risk of financial loss to the Consolidated Group if a customer or counterparty to the financial instrument fails to meet its contractual obligations and arises principally from the Consolidated Group's receivables from customers. This in turn is influenced by the characteristics of each customer and the Consolidated Group regularly assesses the creditworthiness of its customers.

The Consolidated Group regularly reviews its trade and other receivables balances for impairment. At the reporting date, there were no trade and other receivables were past due or impaired (2023: \$nil).

The Consolidated Group's maximum exposure to credit risk at the reporting date was:

	Consolidated Group	
	2024	2023
	\$	\$
Financial assets		
Cash and cash equivalents	24,673	19,996
Trade & other receivables	2,739,861	2,175,449
Deposits	34,667	34,667
Total financial assets	2,799,201	2,230,112

The Consolidated Group's maximum exposure to credit risk at the reporting date was:

Credit quality of financial assets	Equivalent	Internally	Total
	S&P rating ¹	rated No default	
	\$	\$	\$
At 30 June 2024			
Financial assets			
Cash and cash equivalents	24,673	-	24,673
Trade debtors & other receivables ²	-	2,739,861	2,739,861
Deposits	34,667	-	34,667
Total financial assets	59,340	2,739,861	2,799,201
At 30 June 2023			
Financial assets			
Cash and cash equivalents	19,996	-	19,996
Trade debtors & other receivables ²	-	2,175,449	2,175,449
Deposits	34,667	-	34,667
Total financial assets	54,663	2,175,449	2,230,112

¹ The equivalent S&P rating of the financial assets and deposits represents the rating of the counterparty with whom the financial asset is held rather than the rating of the financial asset itself. NAB has a rating of A-1+ (short-term) and AA- (long-term). CBA has a credit rating of A-1+ (short-term) and AA- (long-term). Bendigo Bank has a rating of A-2 (short-term) and BBB+ (long-term).

² Includes trade receivables of \$187,395 (FY2023: \$146,494). Other receivables include net amounts owing from Government institutions of \$2,444,953 (FY2023: \$1,807,831).

NOTE 26. FINANCIAL INSTRUMENTS AND FINANCIAL RISK MANAGEMENT (CONTINUED)

Liquidity Risk

Liquidity risk arises from the financial liabilities of the Consolidated Group and its ability to meet their obligations to repay their financial liabilities as and when they fall due. The Consolidated Group manages liquidity risk by maintaining adequate reserves and monitoring budgeted and actual cash flows and matching the maturity profiles of financial assets, expenditure commitments and liabilities.

Maturity of financial liabilities

The table below reflects an undiscounted contractual maturity analysis for financial liabilities:

Contractual maturities of financial liabilities	Less than 12 months	Between 1 and 2 years	Between 2 and 5 years	Over 5 years	Total contractual cash flows	Carrying amount
	\$	\$	\$	\$	\$	\$
At 30 June 2024						
<i>Non Derivatives</i>						
Trade and other payables	947,130	-	-	-	947,130	947,130
Lease liabilities	47,035	47,035	141,106	291,319	526,495	427,396
Loans and borrowings	1,682,683	133,265	90,829	-	1,906,777	1,765,599
Total expected outflows	2,676,848	180,300	231,935	291,319	3,380,402	3,140,125

Contractual maturities of financial liabilities	Less than 12 months	Between 1 and 2 years	Between 2 and 5 years	Over 5 years	Total contractual cash flows	Carrying amount
	\$	\$	\$	\$	\$	\$
At 30 June 2023						
<i>Non Derivatives</i>						
Trade and other payables	511,165	-	-	-	511,165	511,165
Lease liabilities	47,035	47,036	135,969	372,921	602,961	454,273
Loans and borrowings	785,112	165,887	235,650	-	1,186,649	1,118,111
Total expected outflows	1,343,312	212,923	371,619	372,921	2,300,775	2,083,549

Balances due within 12 months equal their carrying balances as the impact of discounting is not significant.

Fair Value Measurement of financial instruments

Note 2(G) summarises the Consolidated Group's approach to fair value assessment of its assets and liabilities. The carrying amount of the Consolidated Group's financial instruments are assumed to approximate their fair value due to either the short-term nature or their terms and conditions.

Capital Risk Management

The Group's objectives when managing capital are to safeguard their ability to continue as a going concern, so that they can continue to provide returns to shareholders and benefits for other stakeholders and to maintain an optimal capital structure to reduce the cost of capital. In order to maintain or adjust the capital structure, the Group may adjust the amount of dividends paid to shareholders, return capital to shareholders, issue new shares or sell assets to reduce debt. The Group has no external requirements imposed upon it in relation to capital structure.

NOTE 27. RECONCILIATION OF CASH FLOWS FROM OPERATING ACTIVITIES

	Consolidated Group	
	2024	2023
	\$	\$
Reconciliation of net Cash provided by Operating Activities to Operating (Loss) after Income Tax		
(Loss) after income tax for the year	(4,208,828)	(1,445,485)
Depreciation and amortisation	531,905	515,979
Fair value (FV) adjustment – biological assets	142,668	(2,980,490)
Net interest paid / (received) including interest expense on lease liability	171,081	68,259
(Profit)/loss on sale of assets	2,000	(7,359)
Director and employee options or performance rights issued	-	142,889
Amounts recognised directly in equity	57,000	-
Change in assets and liabilities		
Decrease / (Increase) in biological assets and inventory (excluding FV adjustment)	1,514,239	2,278,713
Decrease / (Increase) in trade and other receivables	(23,042)	(101,549)
(Increase) / Decrease in R&D tax refund receivable	(550,121)	21,902
(Increase) in deferred tax assets	(22,969)	56,383
Increase / (Decrease) in deferred tax liabilities	(160,338)	711,831
(Decrease) / Increase in trade and other payables	454,538	278,665
Increase in income tax payable	46	(19,017)
Increase in provisions	(2,757)	(3,791)
Net cash (used in) / provided by operating activities	<u>2,094,578</u>	<u>(483,070)</u>

NOTE 28. OPERATING SEGMENT

For management purposes, the Consolidated Group is organised into one main operating segment, which involves its abalone ranching operations, inclusive of its seeding, ranching and processing activities. All of the Consolidated Group's activities are interrelated, and discrete financial information is reported to the Board (Chief Operating Decision Makers) as a single segment. Accordingly, all significant operating decisions are based upon analysis of the Consolidated Group as one segment. The financial results from this segment are equivalent to the financial statements of the Consolidated Group as a whole. The Consolidated Group operates only in Australia.

NOTE 29. DIVIDENDS

No dividend was paid or declared by the Company in the period since the end of the financial year and up to the date of this report. The Directors do not recommend that any amount be paid by way of dividend for the financial year ended 30 June 2024 (2023: Nil). The balance of the franking account as at 30 June 2024 is Nil (2023: Nil).

NOTE 30. PARENT ENTITY INFORMATION

	2024 \$	2023 \$
Total assets	14,163,441	16,774,479
Total liabilities	<u>(4,408,878)</u>	<u>(4,995,775)</u>
Net assets	<u>9,754,563</u>	<u>11,778,704</u>
Issued capital	29,333,166	27,129,442
Share based payment reserve	1,152,716	1,308,103
Accumulated losses	<u>(20,731,319)</u>	<u>(16,658,841)</u>
Total shareholders' equity	<u>(9,754,563)</u>	<u>11,778,704</u>
Profit/(Loss) of the parent entity	<u>(4,072,928)</u>	<u>(1,250,452)</u>
Total comprehensive profit/(loss) of the parent entity	<u>(4,072,928)</u>	<u>(1,250,452)</u>

(a) Guarantees entered into by the parent entity

Refer to Note 13 for information on the guarantee and other security provided by the Company in relation to the debts of its subsidiaries.

(b) Contingent liabilities of the parent entity

The Company did not have any other contingent liabilities not recognised as liabilities at balance date.

(c) Contractual commitments for capital expenditure

The Company did not have any other commitments in relation to capital expenditure contracted but not recognised as liabilities at balance date.

NOTE 31. CONTROLLED ENTITIES

The consolidated financial statements incorporate the assets, liabilities and results of the following subsidiaries in accordance with the accounting policy described in Note 2(d).

Name	Country of Incorporation	Percentage Owned	
		2024	2023
Ocean Grown Abalone Operations Pty Ltd	Australia	100%	100%
Two Oceans Abalone Pty Ltd	Australia	100%	100%
Wylie Bay Abalone Pty Ltd	Australia	66.67%	66.67%
Ocean Grown Abalone Wylie Bay Pty Ltd	Australia	100%	100%

**CONSOLIDATED ENTITY DISCLOSURE STATEMENT
AS AT 30 JUNE 2024**

This Consolidated Entity Disclosure Statement (CEDS) has been prepared in accordance with the Corporations Act 2001. It includes certain information for each entity that was part of the consolidated entity at the end of the financial year.

Entity Name	Entity Type	Country of Incorporation	Ownership Interest	Tax Residency
Rare Foods Australia Ltd	Body Corporate	Australia	100%	Australia*
Ocean Grown Abalone Operations Pty Ltd	Body Corporate	Australia	100%	Australia*
Two Oceans Abalone Pty Ltd	Body Corporate	Australia	100%	Australia*
Wylie Bay Abalone Pty Ltd	Body Corporate	Australia	66.67%	Australia
Ocean Grown Abalone Wylie Bay Pty Ltd	Body Corporate	Australia	100%	Australia*

* Rare Foods Australia Ltd. (the parent entity) and its wholly owned Australian subsidiaries have formed an income tax consolidated group under the tax consolidation regime.

For personal use only

DIRECTOR'S DECLARATION FOR THE YEAR ENDED 30 JUNE 2024

The directors of the Company declare that:

1. The financial statements and notes, as set out on pages 27 to 63 are in accordance with the *Corporations Act 2001*, including:
 - a. complying with Australian Accounting Standards as described in Note 2, the *Corporations Act 2001* and with International Financial Reporting Standards; and
 - b. giving a true and fair view of the consolidated Group's financial position as at 30 June 2024 and of its performance for the financial year ended on that date.
2. In the Directors opinion, the information disclosed in the consolidated entity disclosure statement is true and correct.'
3. In the Directors' opinion, subject to the conditions disclosed in Note 2(R), there are reasonable grounds to believe that the Company will be able to pay its debts as and when they become due and payable.

This declaration is made in accordance with a resolution of the Directors made pursuant to section 295(5)(a) of the *Corporations Act 2001*.



Peter Harold
NON-EXECUTIVE CHAIRMAN
30 August 2024

For personal use only

INDEPENDENT AUDITOR'S REPORT



Tel: +61 8 6382 4600
Fax: +61 8 6382 4601
www.bdo.com.au

Level 9, Mia Yellagonga Tower 2
5 Spring Street
Perth, WA 6000
PO Box 700 West Perth WA 6872
Australia

INDEPENDENT AUDITOR'S REPORT

To the members of Rare Foods Australia Limited

Report on the Audit of the Financial Report

Opinion

We have audited the financial report of Rare Foods Australia Limited (the Company) and its subsidiaries (the Group), which comprises the consolidated statement of financial position as at 30 June 2024, the consolidated statement of profit or loss and other comprehensive income, the consolidated statement of changes in equity and the consolidated statement of cash flows for the year then ended, and notes to the financial report, including material accounting policy information, the consolidated entity disclosure statement and the directors' declaration.

In our opinion the accompanying financial report of the Group, is in accordance with the *Corporations Act 2001*, including:

- (i) Giving a true and fair view of the Group's financial position as at 30 June 2024 and of its financial performance for the year ended on that date; and
- (ii) Complying with Australian Accounting Standards and the *Corporations Regulations 2001*.

Basis for opinion

We conducted our audit in accordance with Australian Auditing Standards. Our responsibilities under those standards are further described in the *Auditor's responsibilities for the audit of the Financial Report* section of our report. We are independent of the Group in accordance with the *Corporations Act 2001* and the ethical requirements of the Accounting Professional and Ethical Standards Board's APES 110 *Code of Ethics for Professional Accountants (including Independence Standards)* (the Code) that are relevant to our audit of the financial report in Australia. We have also fulfilled our other ethical responsibilities in accordance with the Code.

We confirm that the independence declaration required by the *Corporations Act 2001*, which has been given to the directors of the Company, would be in the same terms if given to the directors as at the time of this auditor's report.

We believe that the audit evidence we have obtained is sufficient and appropriate to provide a basis for our opinion.

Material uncertainty related to going concern

We draw attention to Note 2 (R) in the financial report which describes the events and/or conditions which give rise to the existence of a material uncertainty that may cast significant doubt about the group's ability to continue as a going concern and therefore the group may be unable to realise its assets and discharge its liabilities in the normal course of business. Our opinion is not modified in respect of this matter.

BDO Audit Pty Ltd ABN 33 134 022 870 is a member of a national association of independent entities which are all members of BDO Australia Ltd ABN 77 050 110 275, an Australian company limited by guarantee. BDO Audit Pty Ltd and BDO Australia Ltd are members of BDO International Ltd, a UK company limited by guarantee, and form part of the international BDO network of independent member firms. Liability limited by a scheme approved under Professional Standards Legislation.

For personal use only



Key audit matters

Key audit matters are those matters that, in our professional judgement, were of most significance in our audit of the financial report of the current period. These matters were addressed in the context of our audit of the financial report as a whole, and in forming our opinion thereon, and we do not provide a separate opinion on these matters. In addition to the matter described in the *Material uncertainty related to going concern* section, we have determined the matters described below to be the key audit matters to be communicated in our report.

Accounting for Biological Assets

Key audit matter	How the matter was addressed in our audit
<p>The Group’s biological assets, as disclosed in Note 8 to the financial report, was a key audit matter as the calculation of the fair value of abalone requires significant estimates and judgements by management.</p> <p>The Australian Accounting Standards require biological assets to be measured at fair value less costs to sell or, in the absence of a fair value, at cost less impairment.</p> <p>The Group have valued the biological assets at fair value less costs to sell. The valuation requires management’s judgement in relation to estimating the future selling prices, quantity of abalone, abalone size, mortality and costs to complete.</p>	<p>Our audit procedures included, but were not limited to:</p> <ul style="list-style-type: none"> • considering the appropriateness of the valuation methodology against the relevant Australian Accounting Standards; • testing the mathematical accuracy of the fair value model used by management; • performing a reconciliation of the number of abalone by obtaining the opening balance and comparing the known movements (juveniles planted, harvests and mortalities for the year) to supporting documentation on a sample basis in order to assess the reasonableness of the number of abalone at year end; • counting a sample of abalone on hand at the year-end as part of our year end site visit and comparing this to the Group’s count for reasonableness; • performing a sensitivity analysis of the key inputs including the future selling price, abalone quantity and abalone size as these are the key assumptions against which the model is most sensitive to; and • evaluating the adequacy of the related disclosure in Note 8 to the financial report.



Other information

The directors are responsible for the other information. The other information comprises the information in the Group's annual report for the year ended 30 June 2024, but does not include the financial report and the auditor's report thereon.

Our opinion on the financial report does not cover the other information and we do not express any form of assurance conclusion thereon.

In connection with our audit of the financial report, our responsibility is to read the other information and, in doing so, consider whether the other information is materially inconsistent with the financial report or our knowledge obtained in the audit or otherwise appears to be materially misstated.

If, based on the work we have performed, we conclude that there is a material misstatement of this other information, we are required to report that fact. We have nothing to report in this regard.

Responsibilities of the directors for the Financial Report

The directors of the Company are responsible for the preparation of:

- a) the financial report that gives a true and fair view in accordance with Australian Accounting Standards and the Corporations Act 2001 and
- b) the consolidated entity disclosure statement that is true and correct in accordance with the Corporations Act 2001, and

for such internal control as the directors determine is necessary to enable the preparation of:

- i) the financial report that gives a true and fair view and is free from material misstatement, whether due to fraud or error; and
- ii) the consolidated entity disclosure statement that is true and correct and is free of misstatement, whether due to fraud or error.

In preparing the financial report, the directors are responsible for assessing the ability of the group to continue as a going concern, disclosing, as applicable, matters related to going concern and using the going concern basis of accounting unless the directors either intend to liquidate the Group or to cease operations, or has no realistic alternative but to do so.

Auditor's responsibilities for the audit of the Financial Report

Our objectives are to obtain reasonable assurance about whether the financial report as a whole is free from material misstatement, whether due to fraud or error, and to issue an auditor's report that includes our opinion. Reasonable assurance is a high level of assurance, but is not a guarantee that an audit conducted in accordance with the Australian Auditing Standards will always detect a material misstatement when it exists. Misstatements can arise from fraud or error and are considered material if, individually or in the aggregate, they could reasonably be expected to influence the economic decisions of users taken on the basis of this financial report.

A further description of our responsibilities for the audit of the financial report is located at the Auditing and Assurance Standards Board website at:

https://www.auasb.gov.au/admin/file/content102/c3/ar1_2020.pdf

For personal use only



This description forms part of our auditor's report.

Report on the Remuneration Report

Opinion on the Remuneration Report

We have audited the Remuneration Report included in pages 13 to 21 of the directors' report for the year ended 30 June 2024.

In our opinion, the Remuneration Report of Rare Foods Australia Limited, for the year ended 30 June 2024, complies with section 300A of the *Corporations Act 2001*.

Responsibilities

The directors of the Company are responsible for the preparation and presentation of the Remuneration Report in accordance with section 300A of the *Corporations Act 2001*. Our responsibility is to express an opinion on the Remuneration Report, based on our audit conducted in accordance with Australian Auditing Standards.

BDO Audit Pty Ltd

BDO

Dean Just

Director

Perth, 30 August 2024

ADDITIONAL SECURITIES EXCHANGE INFORMATION FOR THE YEAR ENDED 30 JUNE 2024

SHAREHOLDER INFORMATION

The shareholder information set out below was applicable as at 14th August 2024.

1 QUOTATION

Listed securities in Rare Foods Australia Limited are quoted on the Australian Securities Exchange under ASX code RFA (Fully Paid Ordinary Shares).

2 VOTING RIGHTS

The voting rights attached to the Fully Paid Ordinary shares of the Company are:

- a. at a meeting of members or classes of members each member entitled to vote may vote in person or by proxy or by attorney; and
- b. on a show of hands, every person present who is a member has one vote, and on a poll every person present in person or by proxy or attorney has one vote for each ordinary share held.

There are no voting rights attached to any Options or Performance Rights on issue.

3 DISTRIBUTION OF SHAREHOLDERS

i. Fully Paid Ordinary Shares

Shares Range	Holders	Units	%
1 – 1,000	19	5,827	0.00
1,001 – 5,000	99	341,004	0.13
5,001 – 10,000	239	1,940,564	0.71
10,001 – 100,000	476	17,936,271	6.59
100,001 and above	197	251,759,578	92.56
Total	1,030	271,983,244	100.00%

ii. Unlisted Class E Options exercisable at \$0.117 on or before 26 November 2024

Shares Range	Holders	Units	%
1 – 1,000	-	-	-
1,001 – 5,000	-	-	-
5,001 – 10,000	-	-	-
10,001 – 100,000	-	-	-
100,001 and above	2	2,000,000 ¹	100.00
Total	2	2,000,000	100.00%

¹Holders who hold more than 20% of securities are:

- Peter Harold – 1,000,000 options
- Danielle Lee – 1,000,000 options

iii. Class E Performance Rights

Shares Range	Holders	Units	%
1 – 1,000	-	-	-
1,001 – 5,000	-	-	-
5,001 – 10,000	-	-	-
10,001 – 100,000	10	323,924	100.00
100,001 and above	-	-	-
Total	10	323,924¹	100.00%

¹There are no holders who hold with more than 20% of securities.

iv. Class G Performance Rights

Shares Range	Holders	Units	%
1 – 1,000	-	-	-
1,001 – 5,000	-	-	-
5,001 – 10,000	-	-	-
10,001 – 100,000	10	535,720	14.11
100,001 and above	5	3,260,537	85.89
Total	15	3,796,257¹	100.00%

¹Holders who hold more than 20% of securities are:

- Bradley Adams – 887,947 performance rights
- Robert Jordan – 887,947 performance rights
- Brent Stockden – 789,286 performance rights

v. Class H Performance Rights

Shares Range	Holders	Units	%
1 – 1,000	-	-	-
1,001 – 5,000	-	-	-
5,001 – 10,000	-	-	-
10,001 – 100,000	10	535,720	14.11
100,001 and above	5	3,260,537	85.89
Total	15	3,769,257¹	100.00%

¹Holders who hold more than 20% of securities are:

- Bradley Adams – 887,947 performance rights
- Robert Jordan – 887,947 performance rights
- Brent Stockden – 789,286 performance rights

4 SUBSTANTIAL SHAREHOLDERS

As at 14 August 2024, the Company's register showed the following substantial shareholders:

Name	No. of Shares	%
ISNEVA Pty Ltd	53,191,890	19.56
USB Nominees Pty Ltd	37,630,046	13.84

5 RESTRICTED SECURITIES

There are currently no restricted securities.

6 ON MARKET BUY-BACK

There is currently no on market buy back in place.

7 APPLICATION OF FUNDS

The Company has applied its cash and assets readily convertible to cash in a way that is consistent with its business objectives detailed in its IPO prospectus.

8 TWENTY LARGEST SHAREHOLDERS

The twenty largest shareholders of the Company's quoted securities as at 14 August 2024 are as follows:

	Name	No. of Shares	%
1	ISNEVA Pty Ltd	53,191,890	19.56
2	UBS Nominees Pty Ltd	37,630,046	13.84
3	NE & HJ Soulos Pty Ltd	10,648,422	3.92
4	Whale Watch Holdings Limited	10,217,526	3.76
5	Mrs Helen Gaetana Ricciardi	9,988,003	3.67
6	Frewin Corporation Pty Ltd	9,543,528	3.51
7	Pyxis Holdings Pty Ltd	8,000,000	2.94
8	Tomba Nominees Pty Ltd	7,704,911	2.83
9	Mr Michael Kelsey Cross	6,300,000	2.32
10	Blair House Pty Ltd	3,800,000	1.40
11	Mr Timothy Malcolm Bowman	3,202,355	1.18
12	Montrose Investments (WA) Pty Ltd	3,000,000	1.10
13	Teakdale Investments Pty Ltd	3,000,000	1.10
14	Makaba Pty Ltd	2,370,000	0.87
15	Citicorp Nominees Pty Ltd	2,278,309	0.84
16	Mr Walter Leonard Parsons	2,267,381	0.83
17	Reay Corporation Pty Ltd	2,187,500	0.80
18	IPCB Holdings Pty Ltd	2,091,954	0.77
19	Mr R & Mrs P Northcott	1,924,649	0.71
20	N & RA Laursen	1,617,188	0.59
	Total	180,963,662	66.53%

For personal use only

CORPORATE DIRECTORY

DIRECTORS

Peter Harold – Non-Executive Chairman
Bradley (Brad) Adams – Managing Director
Ignazio (Ian) Ricciardi – Non-Executive Director
Danielle Lee – Non-Executive Director

AUDITORS

BDO Audit (WA) Pty Ltd
Mia Yellagonga Tower 2
5 Spring Street
Perth WA 6000

COMPANY SECRETARY

Brent Stockden

AUSTRALIAN SECURITIES EXCHANGE

ASX Code Ordinary Shares: RFA

REGISTERED OFFICE

Lot 331 Augusta Boat Harbour, Leeuwin Road
Augusta WA 6290
Telephone: +61 8 6181 8888
Facsimile: +61 8 6181 8899
Email: investors@rarefoods.com.au
Website Address: www.rarefoodsaustralia.com.au

SHARE REGISTRY

Automic Registry Services
Level 5, 191 St Georges Terrace
Perth WA 6000
Enquiries (within Australia): 1300 288 664
Enquiries (outside Australia): +61 2 9698 5414
Facsimile: +61 8 9321 2337
Website: www.automic.com.au

PRINCIPAL PLACE OF BUSINESS

Lot 331 Augusta Boat Harbour,
Leeuwin Road
Augusta WA 6290

For personal use only



GOING GREEN & PAPERLESS

JOIN OUR SUSTAINABILITY JOURNEY

WHY SWITCH TO PAPERLESS CORRESPONDENCE?

✓ Save time

Receive announcements and notifications as soon as they are released in the ASX in real-time, instead of waiting for the post.

✓ Save space

Reduce the clutter that enters your home, and receive correspondence via email or as digital, paper-free PDF. Compatible with any device.

✓ Save the environment

In Australia, each person uses an average 230kg of paper per year. Let's help reduce this waste by going paper-free.

At Rare Foods Australia, we strive to be sustainable and reduce our carbon footprint wherever possible. That means we prefer corresponding via emails vs. a multitude of printed paper.

We feel our shareholders echo our thoughts on this and to that end; here are some simple steps to help you move towards Email correspondence when hearing from us.

HOW DO I ELECT TO RECEIVE ALL CORRESPONDENCE BY EMAIL?

You can elect to receive all correspondence, such as annual reports, notice of meetings, newsletters and more, by email. You can make this election by:

1. Using Automic's Investor Portal – investor.automic.com.au :

- If you have already registered, simply enter your username and password and click **"log in"**.
- If you have not yet registered, simply click **"register"** and follow the prompts.

2. Once you have logged in, click on **"profile"**.

- You can then select **"edit"** in the Communication Preferences section.
- Once you have selected **"Electronic Only"** and added your email address, click **"save"**.

MANY THANKS FOR YOUR SUPPORT AS WE STRIVE
TOWARDS A MORE SUSTAINABLE FUTURE.

*Any issues? Feel free to contact Automic via
email (hello@automic.com.au) or by phone (1300 288 664).*

For personal use only

For personal use only

RARE FOODS
AUSTRALIA

www.rarefoodsaustralia.com.au