30 August 2024

MANNA DFS METALLURGICAL TESTWORK PROGRAM COMPLETED

DFS optimisation testwork achieves 78% Li_2O recovery at Manna

Key Highlights

- Definitive Feasibility Study (DFS or Study) testwork program is now complete with a **lithia (Li_2O) recovery of 78% confirmed for the Study**
- Latest optimisation testwork has focused on optimising desliming and flotation stages resulting in the lithia recovery **increasing to 78%**
- This builds on previous improvements to the magnetic separation and mica flotation unit operations
- **Total increase in lithia recovery of 8%** has now been achieved since commencement of optimisation testwork
- **A total of 150 batch and two locked cycle flotation tests** have been completed to-date, with results **consistently achieving >5.5% Li_2O spodumene concentrate** (SC)
- Metallurgical flow sheet for the Manna DFS is now locked and finalised
- Total increase in lithium recovery will have a **positive impact on project economics at Manna**

Global Lithium Resources Limited (**ASX: GL1**, "**Global Lithium**" or "the **Company**"), is pleased to announce the completion of the DFS metallurgical testwork program for its **100% owned Manna Lithium Project (Manna** or the **Project),** located 100km east of Kalgoorlie in Western Australia.

Global Lithium Executive Chair, Ron Mitchell, commented:

"This increase in overall lithia recovery and finalisation of the spodumene beneficiation flow sheet design fundamentally de-risks Manna and is a terrific result by the Project Development team as we near completion of the Project DFS.

"The current Manna resource stands at 51.6Mt @ 1.0% Li_2O which positions the Project as the second largest lithium resource in the Kalgoorlie Lithium province. The 78% lithia recovery delivered through this extensive metallurgical testwork program is testament to the unique characteristics of the Manna ore body and is expected to have a positive impact on the overall project economics of Manna, through extra spodumene concentrate production and additional revenue."

For personal use only

Metallurgical Testwork Update

Whole of Ore Flotation Optimisation

The Whole-of-Ore (WOO) flotation process selected for the Manna Project at the commencement of the DFS is presented in GL1's previous update on the DFS metallurgical testwork program (refer to ASX announcement on 7 March 2024). The process features a standard SAG/Ball comminution circuit on sorted ore, followed by two-stage desliming cyclones to remove -25 µm slimes, magnetic separation to remove iron bearing minerals, a mica pre-flotation circuit to remove mica minerals such as lepidolite and biotite, culminating in a high grade final spodumene concentrate product.

Optimisation testwork performed since GL1's previous announcement on the metallurgical testwork program, which detailed improvements to magnetic separation and mica flotation stages, has focussed on improving lithium recovery from the desliming and spodumene flotation stages.

Two new bulk composite samples were generated utilising crushed PQ core and products from previous ore sorting trials. The first of the metallurgical composite samples simulates direct ore feed to be processed at Manna during the first 2 years of operation without ore sorting, while the second sample represents an ore sorted composite sample indicative of feed expected to be processed once the ore sorters have been successfully commissioned. The direct feed composite sample included 35% w/w contact waste rock to simulate ore dilution that will occur during full scale mining operations, while the ore sorted composite sample contained approximately 16% w/w contact waste rock with a large portion of waste rock removed via ore sorting. Chemical composition of the two new metallurgical composite samples is shown in Table 3.

Mineralogical evaluation of the new bulk composite samples was conducted at ALS Metallurgy located at Balcatta, Western Australia, using Quantitative Evaluation of Minerals by Scanning Electron Microscopy (QEMSCAN), with results for the direct ore feed presented in Figure 1.

For personal use only

For personal use only

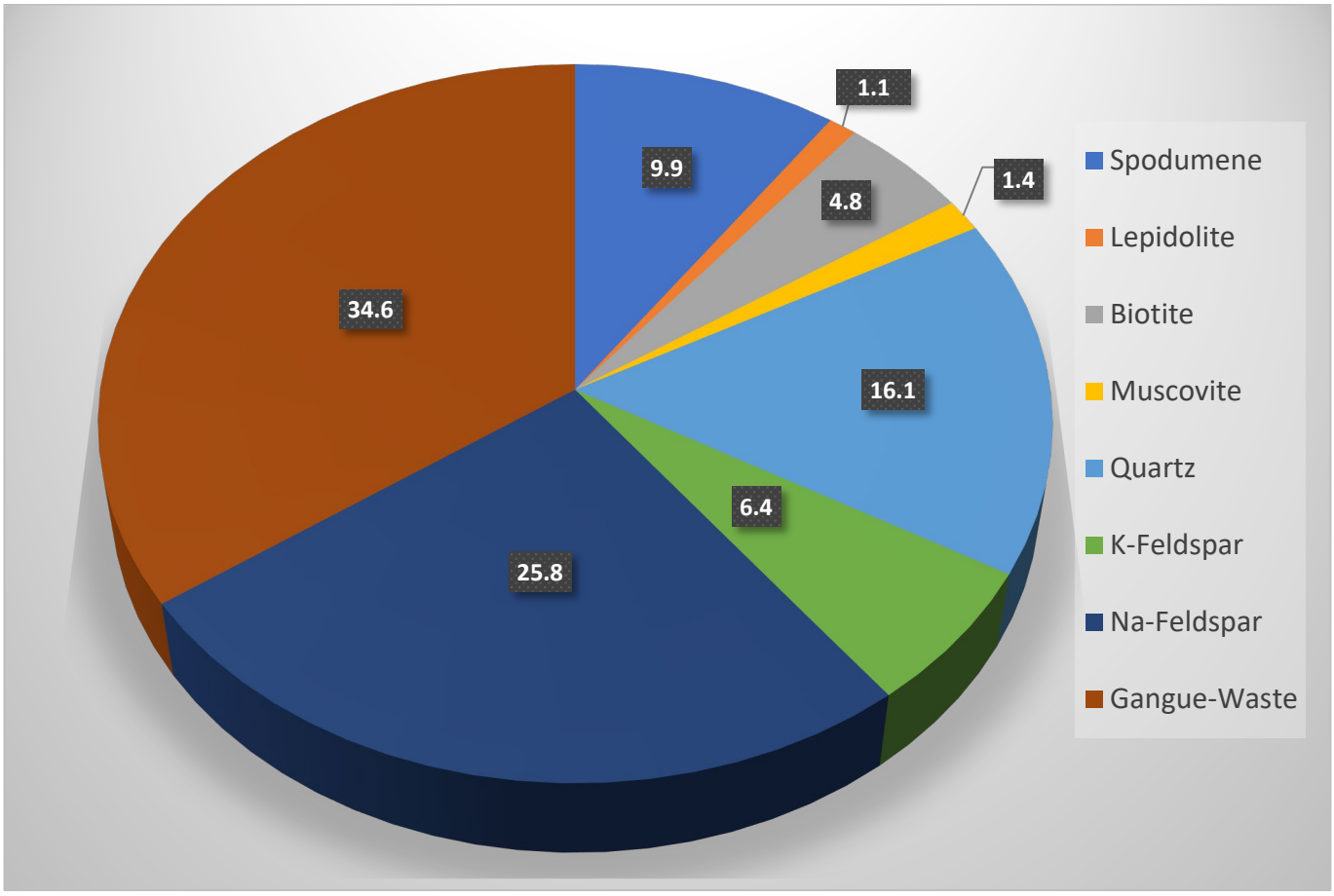

Figure 1. Mineralogical Deportment of Direct Ore Feed Composite

This final phase of desliming and spodumene flotation optimisation testwork has encompassed more than 50 batch tests and two locked cycle flotation tests, exploring:

- The number of dewatering stages allowed for in the process flowsheet;
- Deslime particle size cut point and impacts thereof on downstream flotation performance; and
- The use of alternate spodumene flotation reagents via engagement with multiple reagent suppliers.

A review of the dewatering stages needed in the process flowsheet identified that two of the four dewatering stages could be eliminated by reconfiguring the flowsheet. Removing two stages of dewatering not only improves the operability of the Manna flowsheet, it also eliminates two stages of cycloning and the associated 0.5-1.0% loss of lithium per cyclone cluster.

A stage-wise reduction in the desliming stage cut point from 25µm to 10µm has resulted in a significant improvement in lithium recovery. Operating at a cut point of 10µm, which is proven in operation at an operating plant of one of Global Lithium's strategic shareholders, has shown to increase overall lithium recovery by approximately 9% by reducing spodumene losses to slimes tailings.

Testwork performed in conjunction with reagent suppliers has identified a superior spodumene flotation reagent regime than was previously being used, resulting in a further increase in recovery of approximately 2% by reducing spodumene losses to flotation tailings.

Table 1 provides a summary of the lithium losses for each unit operation within the WOO flowsheet and the overall lithium recovery for the two bulk metallurgical composite samples tested.

Table 1: Locked Cycle Testwork Results | Optimisation Update

Result	Unit	Direct Feed Sample Main Manna Pit	Ore Sorted Feed Sample Main Manna Pit
Mag. Separation Li Loss	%	12.4	13.4
Deslime Li Loss	%	3.8	2.8
Mica Float Li Loss	%	2.9	2.4
Spodumene Float Li Loss	%	2.9	2.9
Overall Li Recovery	**%**	**78.0**	**78.5**
Spodumene Conc. Grade	**% Li_2O**	5.7	5.9
Spodumene Conc. Fe Grade	% Fe_2O_3	1.2	0.7

For personal use only

The lithium grade-recovery curves from the locked-cycle tests performed on the two bulk composite samples are presented in Figure 2.

Figure 2 shows that at the SC target grade of 5.5% Li_2O, a lithium recovery of greater than 78% is achieved for both samples, with the ore sorted feed composite achieving marginally higher grade and recovery due to the lower waste content of the sample. This shows the robust nature of the selected process flowsheet for the Manna Project, with the significantly higher waste content of the direct feed composite successfully removed with only a minor impact on product grade and lithium recovery.

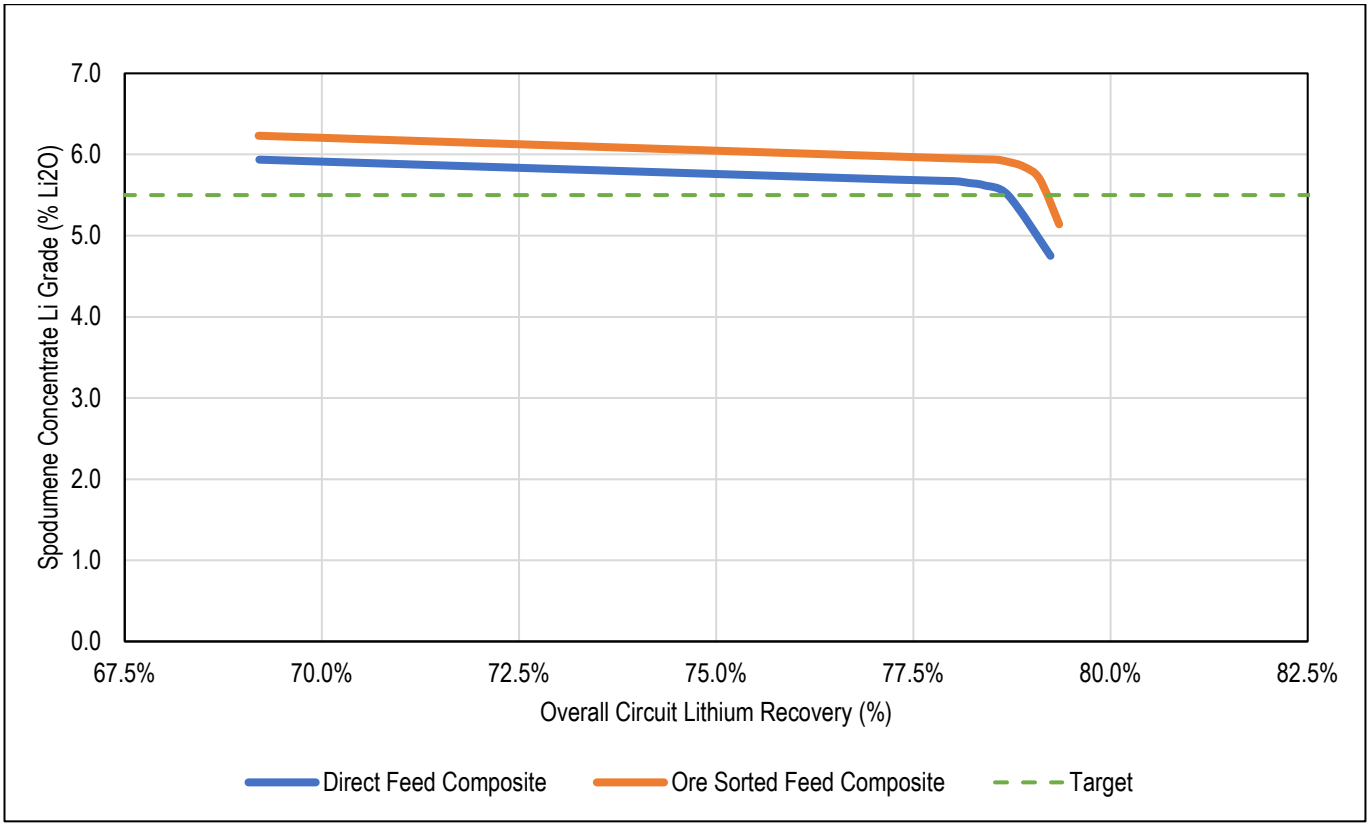

Figure 2. Lithium Grade – Recovery Curves for Locked Cycle Testwork

Table 2 provides a summary of the final SC products generated from the two bulk composite samples tested.

Table 2: Final Spodumene Concentrate Product Composition

Element	Unit	Direct Feed Sample Main Manna Pit	Ore Sorted Feed Sample Main Manna Pit
Li_2O	%w/w	5.67	5.93
Fe_2O_3	%w/w	1.23	0.67
Na_2O	%w/w	0.85	1.05
K_2O	%w/w	0.90	0.94

For personal use only

The final stage of optimisation testwork has resulted in several improvements to the WOO flotation process selected for the Manna Project at the commencement of the DFS, with Figure 3 summarising the final, optimised flowsheet for the Project.

Sufficient metallurgical testwork has now been completed to support the DFS and the metallurgical flowsheet.

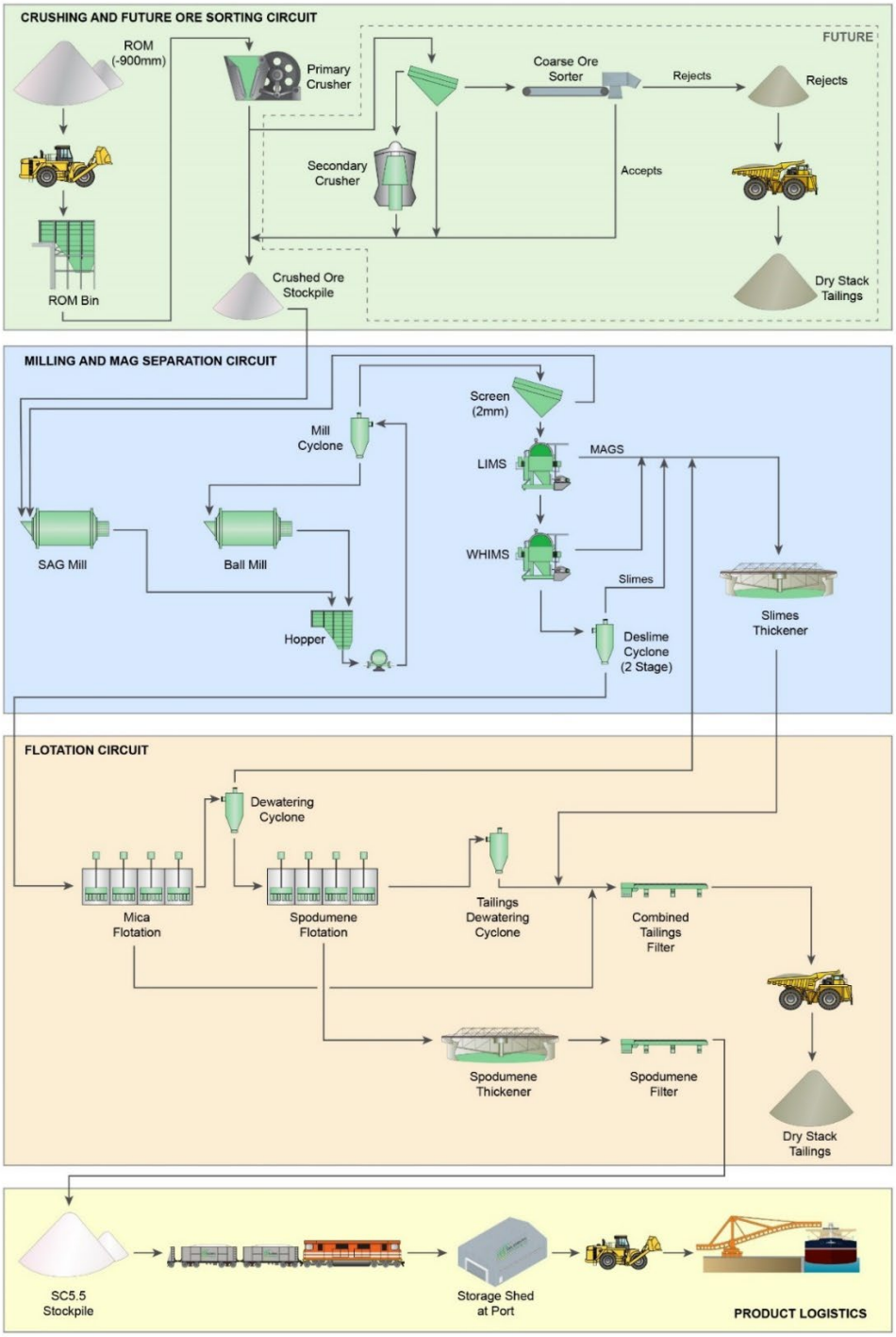

Figure 3. Manna Lithium Project Whole of Ore (WOO) Flotation Flowsheet – Optimised

For personal use only

Metallurgical Testwork Setting

Program Overview

The metallurgical testwork program has been completed on composite samples generated from approximately 12,000kg of diamond core obtained from multiple drilling programs completed across the Manna Central and Manna North open pits.

Testwork initially focussed on ore characterisation, spodumene mineralogy, comminution and liberation studies to determine the optimum beneficiation flowsheet. Coarse spodumene beneficiation adopting Dense-Media Separation (DMS) technology is not suitable for the Manna deposit. Global Lithium formed the opinion that the spodumene recovery was not high enough to warrant the additional capital cost to include a DMS circuit and added complexity. Consequently, a WOO flotation flowsheet employing a combination of magnetic separation and flotation technology was selected for DFS design and continued metallurgical studies.

The WOO flotation flowsheet encompasses four stages of gangue rejection after grinding the ore. The ground ore is treated via low and high intensity magnetic separators to remove iron bearing gangue minerals before being de-slimed using hydrocyclones. Deslimed non-magnetics are then sent for mica flotation where mica impurity minerals are rejected before spodumene flotation to produce a final concentrate.

WOO flotation testwork has now been completed on a range of composite samples, with a total of 150 flotation tests performed to establish the optimal flowsheet configuration for the Manna Project, whilst achieving target product specifications, maximum recoveries and ensuring practical scale up from laboratory to operations.

Sufficient metallurgical testwork has now been completed to support the DFS. Further metallurgical testwork will be performed to support impacts of site water quality over life-of-mine.

Metallurgical testwork has been performed at Nagrom Laboratory located in Perth, Western Australia and supervised by the Global Lithium process team.

Samples

The Manna deposit has two different ore types present within the resource. The main ore zone (Zone 1) and most dominant ore type within the main central pit at Manna, consists of coarse to fine grain spodumene with quartz and feldspar as the main gangue minerals and minor amounts of mica. The second ore type (Zone 2) consists of fine grain spodumene with varying amounts of other lithium minerals and more prevalent in the Manna North pit. The proposed DFS mine schedule contains approximately 70% of the main ore type and 30% of Zone 2. Both ore types contain waste rock in the form of magnetic basalt and gabbro from the hanging and foot walls. Magnetic waste rock can easily be removed via ore sorting as previously outlined (refer to ASX announcements on 21 September 2023 and 4 July 2024).

For personal use only

Five bulk metallurgical composite samples have been generated for the metallurgical testwork program using crushed PQ and HQ core as well as products from previous ore sorting testwork. Table 3 provides a summary of the head assays of the composite samples generated. The direct ore feed composite sample used for the latest phase of optimisation testwork represents a blended average of the anticipated ore being sourced from the first two pit shells expected from the main Manna pit. The ore sorted feed composite sample is an average blend from across the main Manna pit and is indicative of the feed expected to be processed through the plant once ore sorting has been successfully commissioned. Previous optimisation testwork was performed on three ore type domain composite samples at different head grades to reflect the range in grades anticipated to be processed through the plant.

Table 3: Composite Head Assays of Metallurgical Composite Samples Used for DFS Testwork Program

Element	Unit	Main Manna Pit				Manna North Pit
		Direct Ore Feed	Ore Sorted Feed	High Grade	Low Grade	
Lithium Oxide (Li_2O)	%	1.04	1.35	1.49	0.89	1.34
Iron Oxide (Fe_2O_3)	%	4.65	2.46	1.98	1.65	2.05
Silica (SiO_2)	%	63.3	68.2	69.4	70.0	69.6
Alumina (Al_2O_3)	%	12.6	14.6	14.8	14.7	16.3
Potassium Oxide (K_2O)	%	1.7	2.3	2.4	2.3	2.4
Sodium Oxide (Na_2O)	%	2.9	3.6	3.5	4.5	3.9
Magnesium Oxide (MgO)	%	7.9	3.7	3.3	2.8	0.5
Calcium Oxide (CaO)	%	2.8	1.4	1.2	1.0	1.6

Global Lithium Project Director, Dr Tony Chamberlain, commented:

"The metallurgical flowsheet for Manna is now finalised with the process team having achieved an 8% increase in spodumene recovery since commencement of the DFS.

We are now in the process of finalising the Manna DFS, having recently engaged engineering and construction group GR Engineering Services to optimise the layout and configuration of the process plant. The DFS remains on track to be released in Q4 CY24 and we will continue to update the market on progress towards completing the Study."

Approved by the board of Global Lithium Resources Limited.

For more information:

Ron Mitchell
Executive Chair
info@globallithium.com.au
+61 8 6103 7488

Ben Creagh
Media & Investor Relations
benc@nwrcommunications.com.au
+61 (0) 417 464 233

For personal use only

For personal use only

About Global Lithium

Global Lithium Resources Limited (ASX:GL1, Global Lithium) is a diversified West Australian lithium exploration and development company with multiple assets in key lithium branded jurisdictions. It's primary focus is on the 100% owned Manna Lithium Project in the Goldfields region and the Marble Bar Lithium Project (MBLP) in the Pilbara region, Western Australia.

Global Lithium has now defined a total Indicated and Inferred Mineral Resource of 69.6Mt @ 1.0% Li_2O at its Manna and MBLP projects, confirming Global Lithium as a significant global lithium player.

Directors

Ron Mitchell	Executive Chairman
Dr Dianmin Chen	Executive Director
Greg Lilleyman	Non-Executive Director
Hayley Lawrance	Non-Executive Director

Global Lithium - Mineral Resources

Project Name	Category	Million Tonnes (Mt)	Li_2O%	Ta_2O_5 ppm
Marble Bar	*Indicated*	3.8	0.97	53
	Inferred	14.2	1.01	50
	Total	**18.0**	**1.00**	**51**
Manna	*Indicated*	32.9	1.04	52
	Inferred	18.7	0.92	50
	Total	**51.6**	**1.00**	**52**
Combined Total		**69.6**	**1.00**	**52**

Competent Persons Statement:

Metallurgical Testwork

The information in this announcement that relates to metallurgical testwork for the Manna Lithium Project is based on, and fairly represents, information and supporting documentation reviewed by Dr Tony Chamberlain, a full-time employee of Global Lithium Resources Limited and who participates in the Company's Incentive Performance Rights and Option Plan. Dr Chamberlain is a metallurgist and member of the Australasian Institute of Mining and Metallurgy. He has sufficient experience that is relevant on matters relating to mine development, testwork methodology and flowsheet development. Dr Chamberlain considers that the information in the market announcement is an accurate

representation of the available data and studies for the mining project. Dr Chamberlain consents to the inclusion in this announcement of the matters based on his information in the form and context in which it appears.

Mineral Resources

Information on historical exploration results and Mineral Resources for the Manna Lithium Project presented in this announcement, together with JORC Table 1 information, is contained in an ASX announcement released on 12 June 2024.

Information on historical exploration results and Mineral Resources for the Marble Bar Lithium Project presented in this announcement is contained in an ASX announcement released on 15 December 2022

The Company confirms that it is not aware of any new information or data that materially affects the information in the relevant market announcements, and that the form and context in which the Competent Persons findings are presented have not been materially modified from the original announcements.

Where the Company refers to Mineral Resources for the Manna Lithium Project (MLP) in this announcement (referencing previous releases made to the ASX), it confirms that it is not aware of any new information or data that materially affects the information included in that announcement and all material assumptions and technical parameters underpinning the Mineral Resource estimate in that announcement continue to apply and have not materially changed. The Company confirms that the form and context in which the Competent Persons findings are presented have not materially changed from the original announcement.

For personal use only

Appendix 1.

The tables below show the drilling results returned from the recent Metallurgical and Ore Sorting Diamond core drill program. This program was specifically designed to drill down dip so a bulk sample of the pegmatite could be collected for metallurgical testing requirements. These results and the high-grade intercepts are not to be interpreted as true width of the deposit and have not been added to the resource model.

The results do show that the grade within the pegmatite is consistent with depth and of a higher grade than represented in the resource model. This is due to the natural dilution of Reverse Circulation (RC) drilling and the wider drill spacing.

Further close spaced infill drilling currently being performed at the Manna Lithium Deposit, is designed to improve the classification of the resource model and to bring the overall grade of the deposit more in line with the results observed in the tables below.

Table 4: Metallurgical Drill Core Summary

Hole ID	Drill Type	Easting (MGA50)	Northing (MGA50)	RL (m)	Dip (degrees)	Azimuth (degrees)	Depth (m)
MDD0006	HQ	455541	6584419	426	-60	322	82
MDD0008	HQ	455745	6584172	422	-60	324	108
MDD0011	PQ	455558	6584515	423	-60	322	112
MDD0013	PQ	455352	6584265	421	-72	145	78
MDD0014	PQ	455687	6584608	420	-62	140	150
MDD0015A	PQ	455624	6584557	424	-65	140	211
MDD0016	PQ	455909	6584852	413	-80	135	156
MDD0017	PQ	456049	6584929	413	-78	140	132
MDD0018	PQ	455748	6584652	417	-60	140	183
MDD0019	PQ	455298	6584334	424	-71	150	199
MDD0020	PQ	455349	6584393	423	-68	140	106
MDD0021	PQ	455932	6584825	415	-68	140	121
MRCD0038	HQ	455788	6584491	417	-54	328	345
MRCD0039	HQ	455750	6584410	418	-53	326	390
MRCD0045	HQ	455665	6584263	421	-52	324	522
MRCD0047	HQ	456171	6584782	412	-57	321	432
MRCD0056	HQ	455617	6584066	424	-56	318	621
MRCD0057	HQ	455867	6584271	423	-60	322	625
MRCD0059	HQ	455886	6584491	417	-61	320	527
MRCD0090	HQ	456086	6584507	419	-58	328	630
MRCD0104	HQ	455418	6584061	426	-58	327	585
MRCD0109	HQ	455987	6584375	422	-56	329	545
MRCD0133	HQ	456087	6584638	416	-55	315	503

For personal use only

Table 5: Expanded metallurgical and ore sorting drill hole intercepts

Hole ID	Northing	Easting	From (m)	To (m)	Li2O (%)
MDD006	455541	6584419	40.29	43.40	1.29
MDD008	455745	6584172	36.26	39.68	1.41
and	455745	6584172	39.68	43.04	1.73
and	455745	6584172	43.04	46.41	1.89
and	455745	6584172	46.41	48.25	1.37
and	455745	6584172	154.80	158.31	1.83
and	455745	6584172	158.31	161.74	0.91
and	455745	6584172	161.74	165.41	1.70
MDD0011	455558	6584515	55.95	59.57	1.63
and	455558	6584515	59.57	63.10	1.56
and	455558	6584515	63.10	65.50	0.74
MDD0013	455352	6584265	2.18	4.56	1.43
and	455352	6584265	4.56	7.28	1.39
and	455352	6584265	7.28	9.80	1.35
and	455352	6584265	9.80	12.00	1.77
and	455352	6584265	12.00	14.62	1.69
and	455352	6584265	14.62	16.76	1.17
and	455352	6584265	16.76	19.55	1.44
and	455352	6584265	19.55	21.73	1.47
and	455352	6584265	21.78	23.80	1.56
and	455352	6584265	23.80	26.11	2.07
and	455352	6584265	26.11	28.47	1.90
and	455352	6584265	28.47	31.21	2.32
and	455352	6584265	31.21	33.78	1.88
and	455352	6584265	33.78	36.03	1.62
and	455352	6584265	36.03	38.85	1.51
and	455352	6584265	38.85	41.57	2.14
and	455352	6584265	41.57	44.22	1.55
MDD0014	455687	6584608	26.28	29.12	2.12
and	455687	6584608	29.12	31.67	2.17
and	455687	6584608	31.67	34.22	1.66
and	455687	6584608	52.66	55.40	2.04
and	455687	6584608	55.40	58.15	1.93
and	455687	6584608	58.15	60.90	1.96
and	455687	6584608	63.73	66.38	2.54
and	455687	6584608	66.38	69.20	2.24
and	455687	6584608	69.20	71.66	1.47
and	455687	6584608	71.66	74.30	1.54

For personal use only

Hole ID	Northing	Easting	From (m)	To (m)	Li2O (%)
and	455687	6584608	74.30	76.88	2.46
and	455687	6584608	76.88	79.52	1.72
and	455687	6584608	79.52	82.11	1.89
and	455687	6584608	87.51	90.28	1.52
and	455687	6584608	90.28	92.94	1.75
and	455687	6584608	92.94	95.53	1.92
and	455687	6584608	95.53	98.25	1.77
and	455687	6584608	108.77	111.40	0.37
and	455687	6584608	114.14	116.68	0.41
and	455687	6584608	116.68	119.53	1.61
and	455687	6584608	119.53	122.30	2.07
and	455687	6584608	122.30	125.04	1.51
and	455687	6584608	125.04	127.77	2.23
and	455687	6584608	127.77	130.41	2.40
and	455687	6584608	130.41	133.17	1.00
and	455687	6584608	133.17	135.82	1.19
and	455687	6584608	135.82	138.36	1.78
and	455687	6584608	138.36	140.75	1.61
and	455687	6584608	140.75	143.41	0.18
MDD0015A	455624	6584557	36.47	39.12	2.28
and	455624	6584557	39.12	41.82	1.53
and	455624	6584557	44.47	47.07	1.61
and	455624	6584557	47.07	49.88	1.94
and	455624	6584557	49.88	52.70	1.61
and	455624	6584557	52.70	55.37	1.11
and	455624	6584557	55.37	58.07	2.28
and	455624	6584557	58.07	60.76	2.17
and	455624	6584557	63.45	66.02	1.84
and	455624	6584557	66.02	68.68	1.46
and	455624	6584557	68.68	71.27	1.25
and	455624	6584557	71.27	73.95	0.24
and	455624	6584557	97.85	100.43	2.00
and	455624	6584557	100.43	103.02	1.68
and	455624	6584557	103.02	105.46	0.44
and	455624	6584557	113.15	115.83	0.59
and	455624	6584557	115.83	118.64	1.54
and	455624	6584557	118.64	121.31	1.89
and	455624	6584557	121.31	123.86	1.72
and	455624	6584557	123.86	126.56	2.55

For personal use only

Hole ID	Northing	Easting	From (m)	To (m)	Li2O (%)
and	455624	6584557	126.56	129.30	2.21
and	455624	6584557	129.30	132.03	1.43
and	455624	6584557	132.03	134.89	2.13
and	455624	6584557	134.89	137.68	2.02
and	455624	6584557	137.68	140.49	1.70
and	455624	6584557	140.49	143.18	2.42
and	455624	6584557	143.18	145.92	1.05
and	455624	6584557	145.92	148.59	1.46
and	455624	6584557	148.59	151.33	1.53
and	455624	6584557	151.33	154.00	1.29
and	455624	6584557	154.00	156.64	1.80
and	455624	6584557	156.64	159.29	1.77
and	455624	6584557	159.29	162.00	1.64
and	455624	6584557	162.00	164.81	1.42
and	455624	6584557	164.81	167.50	1.69
and	455624	6584557	167.50	170.29	1.81
and	455624	6584557	170.29	173.05	1.90
and	455624	6584557	173.05	175.85	1.34
and	455624	6584557	175.85	178.60	1.62
and	455624	6584557	178.60	181.28	1.15
and	455624	6584557	181.28	183.99	2.45
and	455624	6584557	183.99	186.61	2.10
and	455624	6584557	186.61	189.44	2.14
and	455624	6584557	189.44	192.15	1.62
and	455624	6584557	192.15	194.73	2.35
and	455624	6584557	194.73	197.21	1.54
and	455624	6584557	197.21	199.83	1.51
and	455624	6584557	199.83	202.47	0.73
and	455624	6584557	202.47	205.31	0.97
and	455624	6584557	205.31	207.94	1.28
MDD0016	455909	6584852	24.84	27.43	0.17
and	455909	6584852	27.43	30.13	1.78
and	455909	6584852	30.13	32.99	1.08
and	455909	6584852	32.99	35.66	0.67
and	455909	6584852	35.66	38.40	0.45
and	455909	6584852	38.40	40.99	1.20
and	455909	6584852	40.99	43.66	1.31
and	455909	6584852	43.66	46.45	0.82
and	455909	6584852	46.45	49.15	1.05

For personal use only

Hole ID	Northing	Easting	From (m)	To (m)	Li2O (%)
and	455909	6584852	49.15	51.86	0.97
and	455909	6584852	51.86	54.51	1.83
and	455909	6584852	54.51	57.07	1.88
and	455909	6584852	57.07	59.87	1.65
and	455909	6584852	59.87	62.49	1.90
and	455909	6584852	64.93	67.63	2.07
and	455909	6584852	67.63	70.28	1.41
and	455909	6584852	70.28	73.01	1.70
and	455909	6584852	73.01	75.21	2.27
and	455909	6584852	75.21	78.41	1.59
and	455909	6584852	78.41	81.29	1.27
and	455909	6584852	81.29	84.03	0.99
and	455909	6584852	84.03	86.72	1.17
and	455909	6584852	114.52	117.13	0.10
and	455909	6584852	117.13	119.64	0.20
and	455909	6584852	119.64	122.20	2.13
and	455909	6584852	122.20	124.85	1.88
and	455909	6584852	124.85	127.57	1.49
and	455909	6584852	127.57	130.40	2.35
and	455909	6584852	130.40	133.14	2.25
and	455909	6584852	133.14	135.98	2.00
and	455909	6584852	135.98	138.52	2.54
and	455909	6584852	138.52	141.16	1.62
and	455909	6584852	141.80	143.69	1.55
and	455909	6584852	148.92	151.69	0.09
MDD0017	456049	6584929	51.76	54.40	0.99
and	456049	6584929	54.40	57.14	0.81
and	456049	6584929	57.14	59.78	1.78
and	456049	6584929	59.78	62.52	1.15
and	456049	6584929	104.35	106.95	0.09
and	456049	6584929	106.95	109.75	0.31
and	456049	6584929	109.75	112.49	1.68
and	456049	6584929	112.49	115.22	1.79
and	456049	6584929	117.92	120.57	1.76
and	456049	6584929	120.57	123.45	1.46
and	456049	6584929	123.45	126.29	1.15
and	456049	6584929	126.29	128.96	1.47
and	456049	6584929	128.96	131.77	0.12
MDD0018	455748	6584652	26.14	28.10	0.02

For personal use only

Hole ID	Northing	Easting	From (m)	To (m)	Li2O (%)
and	455748	6584652	28.10	30.67	0.88
and	455748	6584652	30.67	33.10	1.51
and	455748	6584652	33.10	35.75	1.80
and	455748	6584652	35.75	38.34	2.51
and	455748	6584652	41.08	43.50	1.00
and	455748	6584652	43.50	46.12	1.27
and	455748	6584652	46.12	48.66	1.07
and	455748	6584652	48.66	51.37	0.01
and	455748	6584652	63.95	66.67	0.01
and	455748	6584652	66.67	69.41	0.48
and	455748	6584652	69.41	72.23	1.36
and	455748	6584652	72.23	74.85	1.92
and	455748	6584652	74.85	77.51	2.30
and	455748	6584652	77.51	80.00	2.26
and	455748	6584652	80.00	82.55	2.60
and	455748	6584652	82.55	85.27	2.62
and	455748	6584652	85.27	88.01	1.45
and	455748	6584652	88.01	90.52	1.98
and	455748	6584652	90.52	93.22	1.10
and	455748	6584652	93.22	95.91	1.43
and	455748	6584652	129.58	132.20	0.01
and	455748	6584652	132.20	134.57	0.20
and	455748	6584652	134.57	137.06	1.27
and	455748	6584652	137.06	139.32	1.27
and	455748	6584652	139.30	141.96	0.54
and	455748	6584652	141.96	144.59	1.01
and	455748	6584652	144.59	147.29	0.43
and	455748	6584652	149.88	152.54	1.77
and	455748	6584652	152.54	155.14	2.47
and	455748	6584652	155.15	157.71	1.06
and	455748	6584652	157.71	160.42	0.77
and	455748	6584652	160.42	163.07	0.42
and	455748	6584652	163.07	165.82	1.40
and	455748	6584652	165.82	168.35	1.45
and	455748	6584652	168.35	171.09	1.26
and	455748	6584652	171.09	173.72	1.85
MDD0019	455349	6584393	22.74	24.83	1.15
and	455349	6584393	24.83	27.75	1.68
and	455349	6584393	27.75	30.06	1.88

For personal use only

Hole ID	Northing	Easting	From (m)	To (m)	Li2O (%)
and	455349	6584393	30.06	32.33	1.30
and	455349	6584393	32.33	34.87	1.38
and	455349	6584393	34.87	37.56	2.00
and	455349	6584393	37.56	40.25	0.93
and	455349	6584393	40.25	42.92	1.02
and	455349	6584393	53.28	56.00	2.07
and	455349	6584393	56.00	58.59	1.83
and	455349	6584393	58.59	61.29	1.80
and	455349	6584393	64.00	66.26	1.50
and	455349	6584393	66.26	69.09	1.75
and	455349	6584393	69.08	71.78	2.11
and	455349	6584393	74.25	76.85	0.98
and	455349	6584393	76.85	79.61	1.98
and	455349	6584393	79.61	82.24	1.96
and	455349	6584393	82.24	84.93	2.26
and	455349	6584393	84.93	87.61	1.52
and	455349	6584393	87.61	90.42	1.67
and	455349	6584393	90.42	93.14	1.57
and	455349	6584393	93.14	95.90	1.58
and	455349	6584393	95.90	98.52	1.60
and	455349	6584393	98.52	101.15	2.07
and	455349	6584393	101.15	103.86	1.28
and	455349	6584393	103.86	106.57	1.66
and	455349	6584393	106.57	109.31	1.18
and	455349	6584393	114.40	117.16	2.14
and	455349	6584393	117.16	120.02	1.88
and	455349	6584393	120.02	122.80	1.87
and	455349	6584393	122.80	125.47	2.06
and	455349	6584393	125.47	128.13	2.43
and	455349	6584393	128.13	130.70	3.47
and	455349	6584393	130.70	133.37	2.27
and	455349	6584393	133.37	136.04	1.61
and	455349	6584393	136.04	138.65	0.64
and	455349	6584393	138.65	141.32	1.32
and	455349	6584393	141.32	144.07	1.91
and	455349	6584393	144.07	146.98	1.82
and	455349	6584393	149.98	149.72	0.84
and	455349	6584393	149.72	152.26	1.04
and	455349	6584393	152.26	155.15	0.88

For personal use only

Hole ID	Northing	Easting	From (m)	To (m)	Li2O (%)
and	455349	6584393	155.15	157.80	1.03
and	455349	6584393	157.80	160.50	0.68
and	455349	6584393	160.50	163.16	1.53
and	455349	6584393	163.16	165.89	0.96
and	455349	6584393	165.89	168.22	1.15
and	455349	6584393	168.22	171.09	1.64
and	455349	6584393	171.09	173.70	1.08
and	455349	6584393	173.70	176.43	1.05
and	455349	6584393	176.43	179.23	1.38
and	455349	6584393	179.23	182.00	1.02
and	455349	6584393	182.00	184.76	1.25
and	455349	6584393	184.76	187.44	0.70
and	455349	6584393	187.44	190.22	1.54
and	455349	6584393	190.22	192.70	0.70
and	455349	6584393	192.70	195.38	0.97
MDD0020	455349	6584393	15.46	17.74	0.78
and	455349	6584393	17.74	19.90	1.13
and	455349	6584393	19.90	22.01	1.70
and	455349	6584393	22.01	24.40	1.57
and	455349	6584393	24.40	26.66	2.11
and	455349	6584393	26.66	29.51	1.51
and	455349	6584393	29.51	32.49	0.89
and	455349	6584393	32.49	34.92	0.01
and	455349	6584393	66.53	69.19	1.00
and	455349	6584393	69.19	71.78	1.55
and	455349	6584393	71.78	74.29	1.62
and	455349	6584393	74.29	76.85	1.76
and	455349	6584393	76.85	79.58	2.11
and	455349	6584393	82.28	84.98	1.65
and	455349	6584393	84.98	87.47	1.72
and	455349	6584393	87.47	90.09	1.47
and	455349	6584393	92.79	95.25	0.01
MDD0021	455932	6584825	37.06	39.62	0.80
and	455932	6584825	39.62	42.19	1.45
and	455932	6584825	42.19	44.86	0.65
and	455932	6584825	44.86	47.91	0.59
and	455932	6584825	47.91	49.90	1.39
and	455932	6584825	71.14	72.80	0.16
and	455932	6584825	72.80	76.21	0.16

For personal use only

Hole ID	Northing	Easting	From (m)	To (m)	Li2O (%)
and	455932	6584825	76.21	78.39	0.20
and	455932	6584825	78.39	80.94	0.65
and	455932	6584825	80.94	83.52	0.74
and	455932	6584825	85.91	88.19	0.27
and	455932	6584825	88.19	90.48	0.15
MRCD0038	6584490.76	455787.63	136.73	143.93	1.48
and	6584490.76	455787.63	148.96	152.81	1.72
and	6584490.76	455787.63	160.38	167.10	1.73
and	6584490.76	455787.63	176.00	178.00	0.51
and	6584490.76	455787.63	292.45	297.95	0.60
and	6584490.76	455787.63	313.2	320.08	1.50
MRCD0039	6584410.26	455750.47	133.00	136.00	0.84
and	6584410.26	455750.47	163.78	167.78	1.47
and	6584410.26	455750.47	169.97	171.13	1.52
and	6584410.26	455750.47	175.58	177.00	0.46
and	6584410.26	455750.47	196.46	209.68	1.52
and	6584410.26	455750.47	284.89	291.58	1.72
and	6584410.26	455750.47	351.91	366.27	1.03
MRCD0045	6584262.77	455664.68	227.57	229.19	1.46
and	6584262.77	455664.68	232.12	234.00	0.67
and	6584262.77	455664.68	237.00	239.48	1.09
and	6584262.77	455664.68	241.82	242.88	1.30
and	6584262.77	455664.68	250.00	253.96	0.69
and	6584262.77	455664.68	285.38	286.92	0.64
MRCD0047	6584781.67	456171.04	278.96	280.61	1.04
and	6584781.67	456171.04	287.62	289.95	0.55
and	6584781.67	456171.04	308.00	309.80	0.70
and	6584781.67	456171.04	312.56	317.07	1.14
and	6584781.67	456171.04	333.61	339.15	1.21
MRCD0056	6584066.25	455617.14	43.00	52.00	0.55
and	6584066.25	455617.14	60.00	65.00	0.99
and	6584066.25	455617.14	451.78	453.00	0.56
MRCD0057	6584271.23	455866.79	87.00	89.00	1.33
and	6584271.23	455866.79	106.00	107.00	0.83
and	6584271.23	455866.79	111.00	112.00	1.23
and	6584271.23	455866.79	391.20	393.00	0.78
and	6584271.23	455866.79	410.68	412.00	0.43
and	6584271.23	455866.79	427.00	428.20	0.42
and	6584271.23	455866.79	601.02	602.04	0.41

For personal use only

Hole ID	Northing	Easting	From (m)	To (m)	Li2O (%)
MRCD0059	6584491.3	455886.38	187.22	192.80	1.40
and	6584491.3	455886.38	207.57	210.00	1.52
and	6584491.3	455886.38	227.76	235.97	1.51
and	6584491.3	455886.38	252.49	256.75	1.79
and	6584491.3	455886.38	283.68	293.11	1.18
and	6584491.3	455886.38	302.00	303.17	0.66
MRCD0090	6584507.29	456086.28	114.00	115.00	0.53
and	6584507.29	456086.28	462.23	471.24	1.00
MRCD0104	6584060.52	455417.77	276.56	279.61	0.48
and	6584060.52	455417.77	354.00	355.99	0.58
and	6584060.52	455417.77	385.00	386.00	0.79
MRCD0109	6584375.01	455987.43	97.00	99.00	0.55
and	6584375.01	455987.43	111.00	112.00	1.08
and	6584375.01	455987.43	512.91	514.8	1.11
MRCD0133	6584637.69	456086.94	188.00	192.00	0.44
and	6584637.69	456086.94	306.15	312.58	1.50
and	6584637.69	456086.94	341.59	351.00	1.69

For personal use only

For personal use only

JORC Code, 2012 Edition – Table 1 Report

Section 1 Sampling Techniques and Data
(Criteria in this section apply to all succeeding sections)

Criteria	JORC Code explanation	Commentary
Sampling techniques	• *Nature and quality of sampling (eg cut channels, random chips, or specific specialised industry standard measurement tools appropriate to the minerals under investigation, such as down hole gamma sondes, or handheld XRF instruments, etc). These examples should not be taken as limiting the broad meaning of sampling.* • *Include reference to measures taken to ensure sample representivity and the appropriate calibration of any measurement tools or systems used.* • *Aspects of the determination of mineralisation that are Material to the Public Report.* • *In cases where 'industry standard' work has been done this would be relatively simple (eg 'reverse circulation drilling was used to obtain 1 m samples from which 3 kg was pulverised to produce a 30 g charge for fire assay'). In other cases more explanation may be required, such as where there is coarse gold that has inherent sampling problems. Unusual commodities or mineralisation types (eg submarine nodules) may warrant disclosure of detailed information.*	• Diamond drilling was undertaken to produce core for metallurgical test work and ore sorting testwork. • Selected core was submitted to laboratories in Perth where it was examined and then cut, sampled, crushed and assayed. • Select intervals of cut 1/4 core samples were crushed and riffle split to 2 to 2.5 kg for pulverising to 80% passing 75 microns. Prepared samples are fused with sodium peroxide and digested in dilute hydrochloric acid. The resultant solution is analysed by ICP by Jinning Testing and Inspection Laboratory in Perth. • The assay technique is considered to be robust as the method used offers total dissolution of the sample and is useful for mineral matrices that may resist acid digestions • Metallurgical Composite Samples – Ore Type Domain Samples: Three 250-350 kg metallurgical ore type composite samples were generated from HQ core, representing a high-grade, coarse grained spodumene (Zone 1 HG) sample, a low-grade, fine grained spodumene (Zone 1 LG) sample, and a fine grain spodumene sample (Zone 2). The samples consisted of representative HQ full core from six Manna Lithium Project diamond cores (MRCD38, 39, 45, 47, 59 and 133) that was transferred in pallets and consigned to the Nagrom facility in Perth. The three ore type composite samples generated from these Manna diamond cores were individually processed through the proposed WOO flowsheet unit operations at the Nagrom test facility in Kelmscott, Western Australia.

Zone 1 – High Grade			
Hole ID	From	To	Metres
MRCD38	136.50	142.15	5.65
MRCD38	149.19	153.20	4.01
MRCD38	159.68	167.10	7.42
MRCD39	162.50	171.13	8.63
MRCD39	196.00	210.08	14.08
		Total	39.79

For personal use only

Criteria	JORC Code explanation	Commentary

Zone 1 – Low Grade			
Hole ID	From	To	Metres
MRCD38	292.00	297.95	5.95
MRCD38	312.00	320.50	8.50
MRCD39	284.40	291.70	7.30
MRCD39	351.60	367.50	15.90
MRCD45	232.00	239.48	7.48
MRCD45	249.80	254.30	4.50
		Total	49.63

Zone 2			
Hole ID	From	To	Metres
MRCD47	310.00	317.23	7.23
MRCD47	333.20	338.28	5.08
MRCD59	186.30	193.10	6.80
MRCD59	207.50	212.00	4.50
MRCD59	227.50	235.98	8.48
MRCD59	252.49	256.75	4.26
MRCD59	283.68	293.71	10.03
MRCD133	305.80	313.60	7.80
MRCD133	341.50	352.00	10.50
		Total	64.68

- Metallurgical Composite Samples – 'Ore Sorted Feed' Sample:

  A 350 kg metallurgical 'ore sorted feed' composite sample was generated from products of the ore sorting trial performed on the spodumene ore sorter composite reported as part of ASX Announcement dated 21 September, which were blended with material from the Zone 1 – High Grade, and Zone 1 – Low Grade composites detailed above.

  The spodumene ore sorter composite was generated from representative PQ full core from five Manna Lithium Project diamond cores (MDD13, 14, 15, 18 and 19) as detailed in the following table:

For personal use only

Criteria	JORC Code explanation	Commentary

Spodumene Ore Sorter Composite (OS-SPD)			
Hole ID	From	To	Metres
DD13	44.22	46.97	2.75
DD14	23.65	26.28	2.63
DD14	34.22	36.85	2.63
DD14	82.11	87.51	5.4
DD14	98.25	103.63	5.38
DD14	111.4	114.14	2.74
DD15A	33.71	36.47	2.76
DD15A	95.17	97.85	2.68
DD15A	207.94	210.4	2.46
DD18	95.91	101.1	5.19
DD18	173.72	178.87	5.15
DD19	50.72	53.28	2.56
DD19	71.78	74.25	2.47
DD19	109.31	114.4	5.09
		Total	49.89

The 350kg 'ore sorted feed' composite sample was generated using the following samples:

Metallurgical 'Ore Sorted Feed' Composite	
Sample	Mass (kg)
OS-SPD Fines Fraction	80.0
OS-SPD Rejects Fraction	55.0
OS-SPD Accepts Fraction	130.0
Zone 1 – High Grade	14.9
Zone 1 – Low Grade	70.0
Total	349.9

- Metallurgical Composite Samples – 'Direct Ore Feed' Sample:

  A 30kg 'direct ore feed' composite sample was then generated by blending 'ore sorted feed' composite sample with waste material from a single PQ diamond core interval, namely MDD18 – interval from 129.58 to 132.20m, as detailed in the following table:

For personal use only

Criteria	JORC Code explanation	Commentary
		'Direct Ore Feed' Composite Sample — Mass (kg) Metallurgical 'Control' Composite — 24.0 MDD18 – Tray 50 — 6.72 Total — 30.72 The 'direct ore feed' composite sample generated was processed through the proposed WOO flowsheet unit operations at the Nagrom test facility in Kelmscott, Western Australia.
Drilling techniques	• *Drill type (eg core, reverse circulation, open-hole hammer, rotary air blast, auger, Bangka, sonic, etc) and details (eg core diameter, triple or standard tube, depth of diamond tails, face-sampling bit or other type, whether core is oriented and if so, by what method, etc).*	• Diamond drilling used PQ and HQ2 dependent upon ground conditions. • All PQ diamond drill holes were angled at approximately -60 to -80 degrees and aligned to drill down dip to the pegmatite. • HQ2 core was obtained from previous resource drilling and is described in the announcement title "Manna Lithium Project Resource Grows" on 26 July 2023.
Drill sample recovery	• *Method of recording and assessing core and chip sample recoveries and results assessed.* • *Measures taken to maximise sample recovery and ensure representative nature of the samples.* • *Whether a relationship exists between sample recovery and grade and whether sample bias may have occurred due to preferential loss/gain of fine/coarse material.*	• The diamond drill core recovered is physically measured by tape measure and the length recovered is recorded for every run. Core recovery is calculated as a percentage recovery. This is confirmed by Company geologists during core orientation activities on site. • There is no observable relationship between recovery and grade, or preferential bias in the drilling at this stage.
Logging	• *Whether core and chip samples have been geologically and geotechnically logged to a level of detail to support appropriate Mineral Resource estimation, mining studies and metallurgical studies.* • *Whether logging is qualitative or quantitative in nature. Core (or costean, channel, etc) photography.* • *The total length and percentage of the relevant intersections logged.*	• Drillholes were logged for lithology, alteration, mineralisation, structure, weathering, wetness and obvious contamination by a geologist. Data was then captured in a database.
Sub-sampling techniques	• *If core, whether cut or sawn and whether quarter, half or all core taken.* • *If non-core, whether riffled, tube sampled, rotary split, etc and whether*	• Half core samples were taken, generally on 1 m intervals or on geological boundaries where appropriate (minimum 0.08m to maximum of 1.36m).

For personal use only

Criteria	JORC Code explanation	Commentary
and sample preparation	*sampled wet or dry.* • *For all sample types, the nature, quality and appropriateness of the sample preparation technique.* • *Quality control procedures adopted for all sub-sampling stages to maximise representivity of samples.* • *Measures taken to ensure that the sampling is representative of the in situ material collected, including for instance results for field duplicate/second-half sampling.* • *Whether sample sizes are appropriate to the grain size of the material being sampled.*	• The samples were sent to accredited laboratories for sample preparation and analysis. • All samples were sorted, dried pulverised to 75 µm to produce a homogenous representative subsample for analysis. A grind quality target of 85% passing -75 µm has been established.
Quality of assay data and laboratory tests	• *The nature, quality and appropriateness of the assaying and laboratory procedures used and whether the technique is considered partial or total.* • *For geophysical tools, spectrometers, handheld XRF instruments, etc, the parameters used in determining the analysis including instrument make and model, reading times, calibrations factors applied and their derivation, etc.* • *Nature of quality control procedures adopted (eg standards, blanks, duplicates, external laboratory checks) and whether acceptable levels of accuracy (ie lack of bias) and precision have been established.*	• Exploration assaying: The industry standard assay techniques are considered to be robust as the methods used offers near (4-Acid) to total dissolution (Sodium Peroxide Fusion) of the samples. For lithium exploration drilling field inserted standards are utlitsed for 1 sample in every 50. For lithium exploration drilling field duplicate samples are taken for 1 sample in every 50. • Metallurgical sample assays: Nagrom Laboratory prepared metallurgical samples using a fusion with sodium peroxide and digested in dilute hydrochloric acid. The resultant solution is analysed by ICP. This method offers total dissolution of the sample and is useful for mineral matrices that may resist acid digestions. Samples are fused and digested in Alumina crucibles, as a result, Al is not able to be analysed using this method. Nagrom laboratory periodically run replicates, blanks and at least 2x matrix matched standards with every submission as part of their QA/QC. Li2O standards used are: • OREAS750 STD • OREAS999 STD • AMIS0355 STD • TAN1 STD • This assay technique is considered to be robust as the method used offers total dissolution of the sample and is useful for mineral matrices that may resist acid digestions. Li, Rb and Th are measured by ICP. • Multielement analysis is performed at Nagrom by fusion with lithium borate flux with lithium nitrate additive. The resultant glass bead is analysed by XRF. XRF is suitable for the total analysis of a

Criteria	JORC Code explanation	Commentary
		range of geological ores. XRF Suites are tailored to specific ore types, using predefined inter-element and matrix corrections. Loss on Ignition (LOI) is packaged with XRF suites to allow the determination of oxide totals: Si, Al, Fe, K, Na, Ca, Mg, Cu, Ni, Mn, P, Ti, Nb, Sn, Cr, Co, Ba, Zn, As, Cl, Ta, S and Pb.
Verification of sampling and assaying	• *The verification of significant intersections by either independent or alternative company personnel.* • *The use of twinned holes.* • *Documentation of primary data, data entry procedures, data verification, data storage (physical and electronic) protocols.* • *Discuss any adjustment to assay data.*	• Results were verified by alternative personnel at Global Lithium • Twin holes have been drilled at Manna lithium project in both RC and DD to allow correlation of the assay results between drilling styles and to provide more confidence in the resource model. • Primary geological and sampling data were recorded digitally and on hard copy respectively and were subsequently transferred to a digital database where it is validated by experienced database personnel assisted by the geological staff. Assay results are merged with the primary data using established database protocols. • Global Lithium has not adjusted any assay data, other than to convert Li (ppm) to Li2O (%).
Location of data points	• *Accuracy and quality of surveys used to locate drill holes (collar and down-hole surveys), trenches, mine workings and other locations used in Mineral Resource estimation.* • *Specification of the grid system used.* • *Quality and adequacy of topographic control.*	• A handheld global positioning system (GPS) was used to initially record drillhole locations (±5 m accuracy), followed by a differential GPS surveyor pickup. • Downhole survey measurements taken at 10 m intervals for RC drillholes and at an average interval of 5 m for diamond drillholes. • GDA94 (MGA) Zone 50 Southern Hemisphere • Topographical data provided on a 1 m by 1 m spatial resolution grid.
Data spacing and distribution	• *Data spacing for reporting of Exploration Results.* • *Whether the data spacing and distribution is sufficient to establish the degree of geological and grade continuity appropriate for the Mineral Resource and Ore Reserve estimation procedure(s) and classifications applied.* • *Whether sample compositing has been applied.*	• The Manna deposit has been drilled at a spacing of around 80 m along strike by 40 m across strike and 40 m x 40 m within the main central zone. • Drill spacing is appropriate for the Mineral Resource estimation and classification applied. • Samples were not composited except for metallurgical test work.
Orientation of data in relation to geological structure	• *Whether the orientation of sampling achieves unbiased sampling of possible structures and the extent to which this is known, considering the deposit type.* • *If the relationship between the drilling orientation and the orientation of key mineralised structures is considered*	• No orientation data was collected as the drilling was down Dip and not used in a resource model.

For personal use only

Criteria	JORC Code explanation	Commentary
	to have introduced a sampling bias, this should be assessed and reported if material.	
Sample security	• *The measures taken to ensure sample security.*	• The diamond core samples are taken from the drilling rig by experienced personnel, stored securely and transported to the laboratory by a registered courier and handed over by signature.
Audits or reviews	• *The results of any audits or reviews of sampling techniques and data.*	• Data inputs and outputs have been reviewed and verified by Global Lithium and Steiner • No audits have been undertaken to date.

Section 2 Reporting of Exploration Results

(Criteria listed in the preceding section also apply to this section.)

Criteria	JORC Code explanation	Commentary
Mineral tenement and land tenure status	• *Type, reference name/number, location and ownership including agreements or material issues with third parties such as joint ventures, partnerships, overriding royalties, native title interests, historical sites, wilderness or national park and environmental settings.* • *The security of the tenure held at the time of reporting along with any known impediments to obtaining a licence to operate in the area.*	• The Manna Lithium deposit is situated entirely within tenement WA exploration licence E28/2522 and E38/2551 • All tenure is wholly owned by Global Lithium Resources Limited. • The portfolio of mineral tenements, comprising two granted exploration licences are in good standing.
Exploration done by other parties	• *Acknowledgment and appraisal of exploration by other parties.*	• Mineral exploration over the Eastern Kalgoorlie project area has been undertaken for a number of commodities, including gold, base metals, diamonds, tin and tantalum by various companies since the 1960s. • Breaker Resources performed a basic mapping and geochemical sampling program over the area before running a small RC drilling program of 23 holes totalling 3428m that defined the Manna Lithium deposit. • After acquiring the project in 2021, GL1 has completed two large RC and Diamond drilling campaigns with the last Mineral Resource Estimate released on 26 July 2023.
Geology	• *Deposit type, geological setting and style of mineralisation.*	• Typical LCT pegmatite model occurring as swarms of dykes in a preferred corridor orientation. • Within this area, the Company has discovered the Manna deposit, comprising a series of steeply dipping pegmatite bodies with lithium mineralisation predominantly by way of spodumene hosted pegmatites.

For personal use only

Criteria	JORC Code explanation	Commentary
		• These pegmatites have been the focus of exploration by the Company.
Drill hole Information	• *A summary of all information material to the understanding of the exploration results including a tabulation of the following information for all Material drill holes:* ○ *easting and northing of the drill hole collar* ○ *elevation or RL (Reduced Level – elevation above sea level in metres) of the drill hole collar* ○ *dip and azimuth of the hole* ○ *down hole length and interception depth* ○ *hole length.* • *If the exclusion of this information is justified on the basis that the information is not Material and this exclusion does not detract from the understanding of the report, the Competent Person should clearly explain why this is the case.*	• Collar locations (easting and northing) for the metallurgical holes is provided in Appendix 1 of this announcement.
Data aggregation methods	• *In reporting Exploration Results, weighting averaging techniques, maximum and/or minimum grade truncations (eg cutting of high grades) and cut-off grades are usually Material and should be stated.* • *Where aggregate intercepts incorporate short lengths of high grade results and longer lengths of low grade results, the procedure used for such aggregation should be stated and some typical examples of such aggregations should be shown in detail.* • *The assumptions used for any reporting of metal equivalent values should be clearly stated.*	• Not relevant – exploration results are not being reported; a Mineral Resource has been defined.
Relationship between mineralisation widths and intercept lengths	• *These relationships are particularly important in the reporting of Exploration Results.* • *If the geometry of the mineralisation with respect to the drill hole angle is known, its nature should be reported.* • *If it is not known and only the down hole lengths are reported, there should be a clear statement to this effect (eg 'down hole length, true width not known').*	• Not relevant – exploration results are not being reported; a Mineral Resource has been defined.

For personal use only

For personal use only

Criteria	JORC Code explanation	Commentary
Diagrams	• *Appropriate maps and sections (with scales) and tabulations of intercepts should be included for any significant discovery being reported These should include, but not be limited to a plan view of drill hole collar locations and appropriate sectional views.*	• Not relevant – exploration results are not being reported; a Mineral Resource has been defined..
Balanced reporting	• *Where comprehensive reporting of all Exploration Results is not practicable, representative reporting of both low and high grades and/or widths should be practiced to avoid misleading reporting of Exploration Results.*	• Not relevant – exploration results are not being reported; a Mineral Resource has been defined.
Other substantive exploration data	• *Other exploration data, if meaningful and material, should be reported including (but not limited to): geological observations; geophysical survey results; geochemical survey results; bulk samples – size and method of treatment; metallurgical test results; bulk density, groundwater, geotechnical and rock characteristics; potential deleterious or contaminating substances.*	• Metallurgical data compiled and presented in this release is based on testwork performed predominately at Nagrom, on metallurgical domain composite samples as described in this release, with individual HQ and PQ core samples also utilised to generate comminution circuit design data. • The following metallurgical testing has been performed: ○ Comminution – UCS, UCS-E, CWi, SMC, Ai, BBWi and BRWi ○ Magnetic separation via LIMS and WHIMS, utilising a range of Gauss settings from 1200 to 10,000G ○ Desliming via 2-stage cycloning utilising 2 inch stub cyclones ○ Mica Prefloat utilising 2.5L laboratory-scale Denver cells, using a range of reagents and operating conditions. ○ Spodumene flotation utilising 2.5L laboratory-scale Denver cells, using a range of reagents and operating conditions. • It is important to note that testwork is ongoing, with further testing to be performed to establish impact of site water quality over life-of-mine on metallurgical recovery and concentrate grade from the findings of testwork results reported to date.
Further work	• *The nature and scale of planned further work (eg tests for lateral extensions or depth extensions or large-scale step-out drilling).* • *Diagrams clearly highlighting the areas of possible extensions, including the main geological interpretations and future drilling areas, provided this information is not commercially sensitive.*	• An ore variability testwork program is planned to determine the impact of lateral and depth extensions of the Manna lithium deposit on process design, lithia recovery and impurity deportment.