


For personal use only



OMNIA
METALS GROUP LTD

ACN 648 187 651

Annual Report

for the year ended 30 June 2024

CONTENTS

CORPORATE INFORMATION.....	3
CHAIRMAN’S LETTER.....	4
DIRECTORS’ REPORT	5
AUDITOR’S INDEPENDENCE DECLARATION	20
CONSOLIDATED STATEMENT OF PROFIT OR LOSS AND OTHER COMPREHENSIVE INCOME	21
CONSOLIDATED STATEMENT OF FINANCIAL POSITION	22
CONSOLIDATED STATEMENT OF CHANGES IN EQUITY.....	23
CONSOLIDATED STATEMENT OF CASH FLOWS	24
NOTES TO THE CONSOLIDATED FINANCIAL STATEMENTS.....	25
CONSOLIDATED ENTITY DISCLOSURE STATEMENT.....	44
DIRECTORS’ DECLARATION	45
INDEPENDENT AUDITOR’S REPORT	46
CORPORATE GOVERNANCE STATEMENT	50
ADDITIONAL SECURITIES EXCHANGE INFORMATION.....	51
TENEMENT SCHEDULE.....	54

CORPORATE INFORMATION

ABN 94 616 200 312

Directors

Mr Mark Connelly	Non-Executive Chairman
Dr James Warren	Managing Director
Mr Quinton Meyers	Non-Executive Director

Company secretary

Mrs Anna MacKintosh

Registered and Principal Office

22 Townshend Road
Subiaco WA 6008

Telephone: 08 9388 0051
Website: www.omniametals.com.au

Share register

Automic Pty Ltd
Level 2, 267 St. George's Terrace
Perth WA 6000
Telephone: 1300 288 664

Solicitors

Nova Legal
Level 2/ 50 Kings Park Road
West Perth WA 6005

Bankers

NAB
100 St. Georges Terrace
Perth WA 6000

Auditors

HLB Mann Judd
Level 4, 130 Stirling Street
Perth WA 6000

Securities Exchange Listing

Omnia Metals Group Ltd shares are listed on the Australian Securities Exchange (ASX: OM1)

For personal use only

CHAIRMAN'S LETTER

Dear Omnia shareholder,

On behalf of your Board, I present the Omnia Metals Group Ltd ("**Omnia**") Annual Report for the year ended 30 June 2024.

While Omnia has been suspended from trading on the ASX, exploration activity has continued across our projects in Canada and Australia, as we forge a pathway to deliver future-facing commodities needed by global markets.

As part of this endeavour, we conducted an extensive maiden exploration campaign at our Lac des Montagnes Lithium Project in the James Bay Region of Quebec during the 2023 calendar year.

More than 1,100 soil and rock chip samples were sent for multi-element analysis, and have since returned anomalous results, indicating fertile granite and pegmatite rock units with the potential to host lithium mineralisation. These results reinforce the potential of this expansive project, located in one of the world's premier hard rock lithium exploration and mining provinces.

It is important to recognise that while there have been ongoing fluctuations in lithium prices, the long-term outlook for this critical mineral shows demand is ever-present by manufacturers of electric vehicles and the batteries required to power them. As such, Omnia continues planning further exploration activity at the Lac des Montagnes Project, in a jurisdiction committed to deliver vital critical minerals needed by global supply chains.

In Australia, we are pleased to report the discovery of new gold and copper targets at our Salt Creek Project, north of Kalgoorlie in the Goldfields, following a review of gravity and magnetics datasets. We have begun the approvals process with the relevant Native Title Party for further exploration work, and we hope to investigate these targets further with a drilling campaign in the remainder of the 2024 calendar year.

At our Ord Basin Project, 140km south of Kununurra in the Kimberley, we have received approvals from the Traditional Owners to complete on-ground work, following the introduction and repeal of changes to the Native Title process. The 1,305km² landholding has copper, nickel and PGE prospects which we are eager to explore, and we expect this work via auger drilling and sampling.

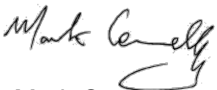
In line with Omnia's strategic growth priorities, we were excited to have the opportunity to acquire Canadian exploration company Dixie Gold Inc (TSXV:DG). Whilst it was unfortunate we couldn't progress this acquisition, we continue to assess further opportunities around the globe that could potentially complement our existing future metals project portfolio.

In the meantime, the Company remains focused on near-term exploration opportunities at our existing assets with the goal of unlocking future-facing commodities vital to the energy transition.

I thank our shareholders for their continued support, and the Omnia Board and staff for their hard work over the past year.

I look forward to providing further updates over the coming year, as we progress our multi-national portfolio.

Yours sincerely,



Mark Connelly

Chairman

DIRECTORS' REPORT

Your directors present their report together with the financial statements of the Group consisting of Omnia Metals Group Ltd and the entities it controlled for the financial year ended 30 June 2024 ("the Group"). In order to comply with the provisions of the Corporations Act 2001, the directors report as follows:

Directors

The names of directors who held office during or since the end of the year and until the date of this report are as follows. Directors were in office for this entire period unless otherwise stated.

Mr Mark Connelly B.Bus, ECU, MAICD, AIMM, Member of SME (Non-Executive Chairman)

Experience and expertise Mr Connelly is an internationally experienced financial and commercial executive, with more than 30 years' experience in the natural resources sector including in several senior management roles.

Mr Connelly was previously Managing Director of Papillon Resources (previously ASX: PIR) and was instrumental in the US\$570m merger of Papillon Resources and B2Gold Corp in October 2014. Prior to Papillon Resources, Mr Connelly was Chief Operations Officer of Endeavour Mining, following its merger with Adamus Resources Limited where he was Managing Director and CEO.

Mr Connelly is a member at the Australian Institute of Company Directors (AICD), a member of the Australian Institute of Management (AIMM) and a member of the Society of Mining, Metallurgy and Exploration (SME).

Mr Connelly was appointed as Non-Executive Chairman on 11 May 2021.

Other current directorships Non-Executive Director and Chairman of Calidus Resources Limited (ASX:CAI) since January 2018, Chesser Resources Limited (ASX: CHZ) since July 2020, Alto Metals Limited (ASX.AME) since October 2022, Warriedar Resources Limited (ASX.WA8) since November 2022, Nickel Search Limited (ASX.NIS) since April 2023. Non-executive Director of Renegade Exploration Limited (ASX.RNX) since February 2022 and BeMetals Corp since July 2020.

Former listed directorships in last 3 years Non-executive Chairman, Barton Gold Ltd (ASX:BGD) February 2021 to June 2022, Oklo Resources Limited (ASX: OKU) July 2019 to March 2023.

Dr James Warren BSc Mineral Geoscience (Honours), PhD, MAIG (Managing Director)

Experience and expertise Dr. James Warren is a geologist with more than 15 years of multi-commodity experience spanning greenfield prospect generation to operational roles in open pit and underground projects.

Dr. Warren holds a PhD in Geology from the University of Western Australia focusing on a mineral systems approach to exploration targeting and was also part of the Mineral and Hydrothermal Geochemical team at CSIRO.

Dr. Warren was Exploration Manager at Echo Resources and oversaw the exploration strategy and growth of Echo's resource base to over 1.8 Moz and the eventual \$240m takeover by Northern Star.

Following his time at Echo, Dr. Warren was instrumental in establishing the private enterprise Tali Resources Pty Ltd, a spin out from Agrimin Ltd. At Tali, Dr. Warren was critical in establishing the geological framework to mineralisation in the West Arunta Orogen and drove project generation and acquisition. Ultimately, Tali reached a \$55m farm-in agreement with Rio Tinto to search for IOCG deposits in the West Arunta, while WA1 Ltd successfully listed the Tali assets not subject to the Rio Tinto farm-in.

Dr. Warren holds roles as Chief Technical Officer for Marquee Resources Ltd (ASX: MQR) and is a Non-Executive Director of Pure Resources Ltd (ASX: PR1).

Dr. Warren was appointed as a director on 23 February 2021.

Other current directorships Non-executive Director of Pure Resources Ltd (ASX.PR1) since September 2021.

Former listed directorships in last 3 years Nil

DIRECTORS' REPORT continued

Mr Quinton Meyers, BCOMM, (Non-Executive Director) – appointed 22 December 2023

Experience and expertise Mr Meyers has over eight years of experience working in equities markets in the capacity of a Stockbroker, Company Secretary and Accountant for multiple ASX listed companies gaining exposure to the Resource, Oil and Gas and Technology sectors. During this time, Mr Meyers worked on multiple initial public offers (IPO), reverse takeovers (RTO), equity capital markets (ECM) transactions while developing his knowledge of the ASX Listing Rules and Corporations Act.

Mr Meyers is a member of the Chartered Accountants Australia & New Zealand.

Mr Meyers was appointed as director on 22 December 2023.

Other current directorships Non-executive Director of High-Tech Metals Ltd (ASX.HTM) since 30 October 2023.

Former listed directorships in last 3 years

Mr Christopher Zielinski LLB, BComm (Finance) (Non-Executive Director) – resigned 22 December 2023

Experience and expertise Mr Zielinski is a corporate lawyer with over 11 years' experience. Mr Zielinski is a director at the corporate law firm, Nova Legal, and primarily works in mergers and acquisitions, capital raisings, regulatory compliance and commercial transactions with particular experience in the resources and technology sectors.

Mr Zielinski is member of the Australian Institute of Company Directors (AICD) and Associate of Governance Institute Australia (AGIA).

Mr Zielinski was appointed as a director on 11 May 2021 and resigned 22 December 2023.

Other current directorships Mr Zielinski is non-executive director of Green Critical Minerals Ltd (ASX.GCM) since March 2023.

Former listed directorships in last 3 years Nil

Company Secretary

Anna MacKintosh B.Com (UWA) CPA

Anna MacKintosh has over 30 years' commercial experience, including 11 years with BHP, 10 years with AFSL holder Kirke Securities Ltd as Compliance Manager, Finance Manager and Responsible Executive. Since then Ms MacKintosh has been the Company Secretary/CFO for listed entity Kalia Limited (formerly GB Energy Ltd) (ASX:KLH), Financial Controller for Force Commodities (ASX:4CE) and previously XTV Networks Ltd (ASX:XTV), Applabs Technologies Ltd (ASX:ALA), TAO Commodities Ltd (ASX:TAO) and Prominence Energy Ltd (ASX:PRM). She is also currently Company Secretary of Marquee Resources Limited (ASX:MQR) and Green Critical Minerals Ltd (ASX.GCM).

DIRECTORS' REPORT continued

Interests in the shares and options of the Company and related bodies corporate

The following relevant interests in shares and options of the Company or a related body corporate were held by the directors as at the date of this report.

Directors	Number of fully paid ordinary shares	Number of options over ordinary shares	Performance Rights
Mr Mark Connelly	500,000	1,250,000	500,000
Dr James Warren	135,000	2,525,000	1,000,000
Mr Quinton Meyers	-	-	-

There are no unpaid amounts on the shares issued.

Dividends

No dividends have been paid or declared since the start of the financial year and the directors do not recommend the payment of a dividend in respect of the financial year.

Principal Activities

Omnia Metals Group Ltd ("**Omnia**") (**ASX:OM1**) is a mineral explorer that has a 100% interest in the Ord Basin Project in the Western Australia and Northern Territory regions of Australia and the Albany Fraser (Salt Creek) Project in Western Australia. In February 2023 the Company entered into a binding agreement (**Earn-In Agreement**) with 9219-8845 Qc. Inc. (dba Canadian Mining House), Anna Giglio and Steve Labranche pursuant to which the Company may acquire up to an 100% interest in the Lac des Montagnes Lithium Project (**Lac des Montagnes Project**).

REVIEW OF OPERATIONS

Omnia Metals is a mineral exploration company focused on exploring for future-facing commodities at multiple projects in Canada and Australia.

The Company's Lac des Montagnes Project covers 600km² in James Bay, Québec, and is highly prospective for lithium.

Omnia's Australian projects include the Ord Basin Project near Kununurra in Western Australia's north and the Albany Fraser (Salt Creek) Project in the Goldfields.

Lac des Montagnes Project, Québec

Omnia's Lac des Montagnes Project spans 600km² in the James Bay region of Québec, Canada (Fig. 1) and comprises 1,117 mineral claims within the Lac des Montagnes Greenstone Belt, which has long been recognised as a promising lithium corridor.

Omnia continues to make solid progress at the project, having recently received encouraging multi-element assay results from the extensive maiden exploration campaign completed in the second half of the 2023 calendar year.

The program included 1,174 rock chip samples and 90 soil samples with a focus on 10 high priority targets. Assays returned anomalous results indicating fertile granite and pegmatite rock units with the potential to host lithium mineralisation.

As part of the Lac des Montagnes exploration program, Omnia participated in a CSIRO-led research project to test a new soil analytical method in settings outside Australia, specifically prospective for lithium. The exploration results were analysed using UltraFine+[®], ionic leach (MMI) and 'conventional' analysis.

LabWest provided results for these samples, using HF-based Microwave Assisted Total Digestion (MMA04), UltraFine+[®] and partial leaching techniques. The results determined MMA04 recovered higher concentrations than UltraFine+[®] for the target element (lithium) from these samples.

Further sampling exploration activity at Lac des Montagnes has been planned to test areas undercover and determine the most prospective parts of the project area.

DIRECTORS' REPORT continued

Lac des Montagnes is highly attractive to investors due to its access to critical infrastructure and skilled labour, and proximity to the growing electric vehicle supply chain and markets in North America and Europe.

Additionally, the project is supported by favourable government policies, such as the Canadian Government Critical Minerals Strategy which aims to position the country as a leading global supplier of responsibly sourced critical minerals.

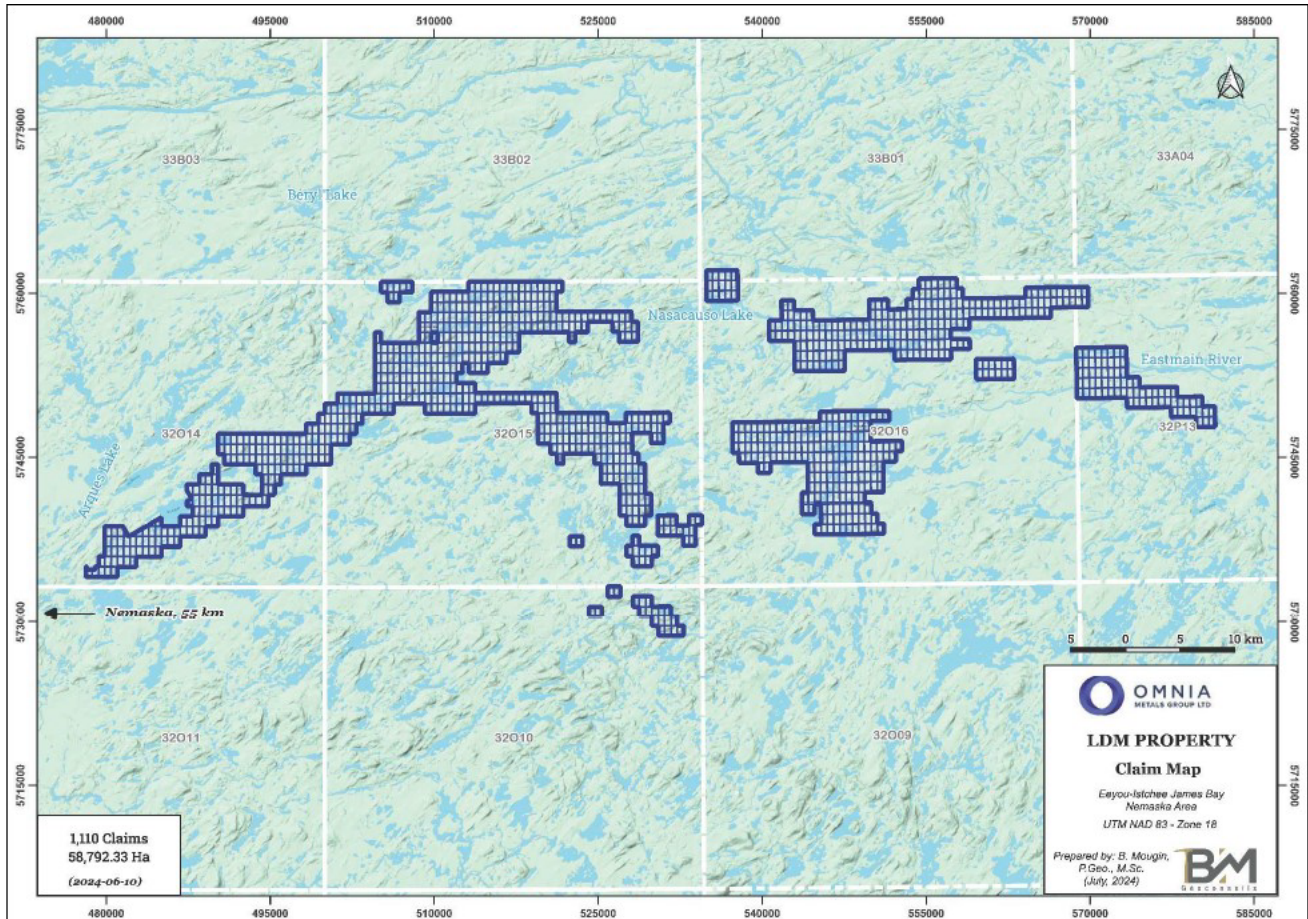


Figure 1: Claim Map of the Lac des Montagnes Project, Quebec, Canada.

Ord Basin Project, Western Australia

The Ord Basin Project comprises a 1,305km² tenement package, located 140km south of Kununurra in Western Australia (Fig. 2), and is considered highly prospective for copper.

Previous reconnaissance field work returned highly encouraging results including samples containing 10.3% copper and 29 g/t gold, and 10.1% copper and 26 g/t gold (refer ASX release dated 20 March 2022).

Omnia recently received approval from Purnululu Aboriginal Corporation to complete on-ground work, which will include auger drilling and sampling focusing on two key areas identified during previous geophysical work.

As part of the upcoming program, Omnia will also complete additional aerial VTEM surveying over the Junction Prospect, targeting copper-nickel style mineral systems.

DIRECTORS' REPORT continued

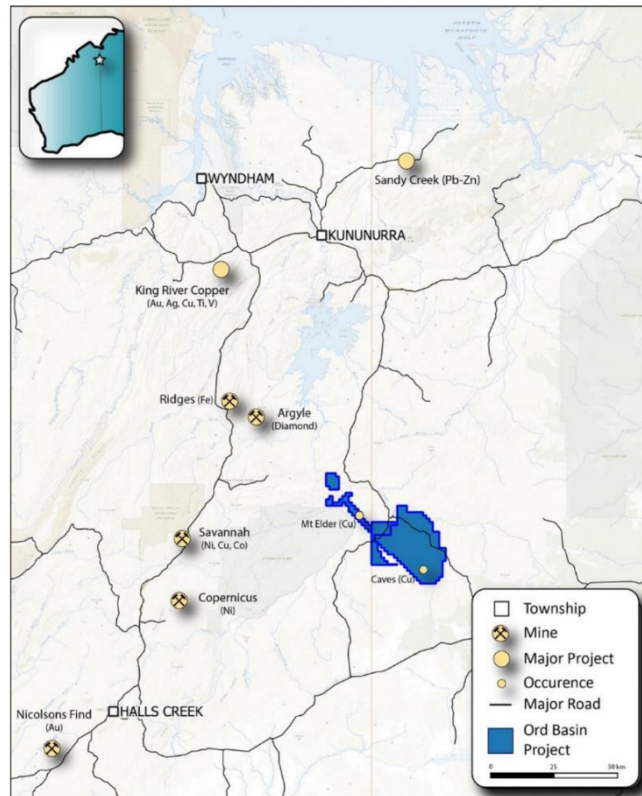


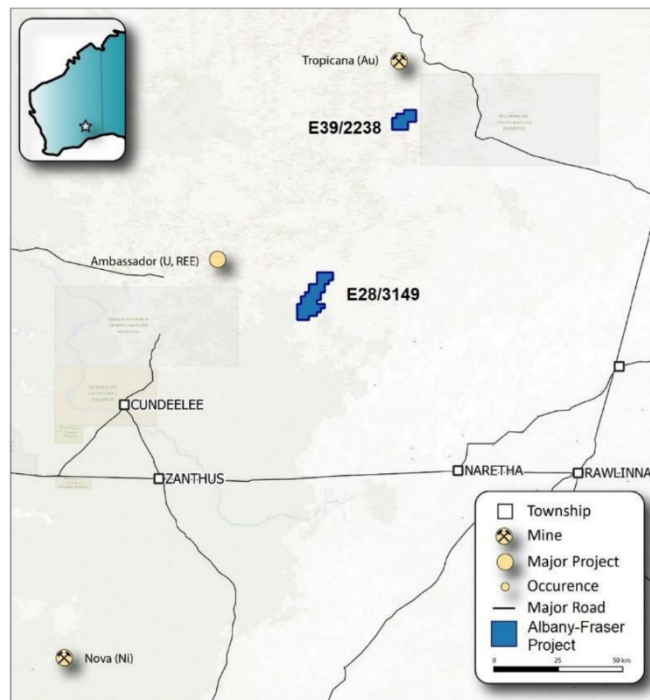
Figure 2: Location of the Ord Basin Project

Salt Creek Project, Western Australia

Omnia's Salt Creek Project, also known as the Albany Fraser Project, covers 223km² of land north-east of Kalgoorlie in Western Australia's Goldfields region, proximal to the Tropicana gold mine, in an area that is highly prospective for gold, copper and nickel (Fig.3).

Omnia has identified new gold and copper targets following a review of gravity and magnetics datasets by Southern Geoscience Consultants, which recently completed modelling and interpretation work on data from the area.

The Company has begun the relevant approvals process to commence exploration work, including drill testing the new targets in the remainder of the 2024 calendar year.

DIRECTORS' REPORT continued**Figure 3: Location of the Albany-Fraser Project****Reinstatement of trading**

Omnia announced on 30 October 2023 it had been suspended from trading on the ASX pending the release of an announcement regarding the proposed acquisition of Dixie Gold Inc. (TSXV:DG).

Following an extensive review period Omnia announced it was unable to satisfy the required conditions for a successful completion of the proposed acquisition (refer to ASX announcement 5 March 2024).

As at the date of release of the Annual Report, the Company remains suspended from trading.

The Company is fully cooperating with the ASX and will provide a further update regarding expected timing for reinstatement as soon as possible.

SUBSEQUENT EVENTS

There have been no events that have occurred subsequent to year end that are material or unusual in nature that are likely to affect significantly the operations of the Group, the results of those operations, or the state of affairs of the Group in subsequent financial years.

Environmental regulation

In the course of its normal exploration activities, Omnia adheres to environmental regulations imposed on it by the various regulatory authorities, particularly those regulations relating to ground disturbance and the protection of rare and endangered flora and fauna. Omnia has complied with all material environmental requirements during the financial year. The Board believes that Omnia has adequate systems in place for the management of its environmental requirements and is not aware of any breach of these environmental requirements as they apply to Omnia.

Indemnification and insurance of Directors and Officers

During the financial year, Omnia Metals Group Ltd paid a premium of \$30,275 to insure Directors and Secretary of the Company.

The liabilities insured are legal costs that may be incurred in defending civil or criminal proceedings that may be brought against the officers in their capacity as officers of entities in the Group, and any other payments arising from liabilities incurred by the officers in connection with such proceedings. This does not include such liabilities that arise from conduct involving a wilful breach of duty by the officers or the improper use by the officers of their position or of information to gain advantage for themselves or someone else or to cause detriment to the Company. It is not possible to apportion the premium between amounts relating to the insurance against legal costs and those relating to other liabilities.

DIRECTORS' REPORT continued

Material Business Risks

The Group considers the following to be the key material business risks:

Additional requirements for capital

The Company's capital requirements depend on numerous factors. Any additional equity financing will dilute shareholdings, and debt financing, if available, may involve restrictions on financing and operating activities. If the Company is unable to obtain additional financing as needed, it may be required to reduce the scope of its operations and scale back its exploration programs as the case may be. There is however no guarantee that the Company will be able to secure any additional funding or be able to secure funding on terms favourable to the Company.

Risk of failure in exploration, development or production

Payment of compensation is ordinarily necessary to acquire participating interests. Also, surveying and exploratory drilling expenses (exploration expenses) become necessary at the time of exploration activities for the purpose of discovering resources. When resources are discovered, it is necessary to further invest in substantial development expenses.

There is, however, no guarantee of discovering resources on a scale that makes development and production feasible. The probability of such discoveries is considerably low despite various technological advances in recent years, and even when resources are discovered the scale of the resource does not necessarily make commercial production feasible. For this reason, the Group conservatively recognises expenses related to exploration investment in our consolidated financial statements.

To increase recoverable resources and production, the Group plans to always take an interest in promising properties and plans to continue exploration investment. Although exploration and development (including the acquisition of interests) are necessary to secure the resources essential to the Group's future sustainable business development, each type of investment involves technological and economic risks, and failed exploration or development could have an adverse effect on the results of the Group's operations.

Tenure

The success of the Company will depend upon the Company being able to maintain title to the mining tenements comprising the Projects and obtaining all required approvals for the contemplated activities, including obtaining the grant of mining leases. In the event that exploration programs prove to be unsuccessful this could lead to a diminution in the value of the Projects, a reduction in the cash reserves of the Company and possible relinquishment of one or more of the mining tenements comprising the Projects.

Native Title and Aboriginal Heritage

There are areas of the Company's projects over which legitimate common law and/or statutory Native Title rights of Aboriginal Australians exist. Where Native Title rights do exist, the Company must obtain consent of the relevant landowner to progress the exploration, development and mining phases of its operations. Where there is an Aboriginal Site for the purposes of the Aboriginal Heritage legislation, the Company must obtain consents in accordance with the legislation. The Company has executed a Native Title Land Access Agreement with the Native Title Owners for its projects and established a framework for ongoing engagement and obtaining required consents for the continuity of works, but in the event that it is unable to obtain these consents, its activities may be adversely affected.

Overseas Business Activities and Country Risk (Geopolitical Risk)

The Group engages in exploration activities outside of Australia, in Canada. The success of the Group's operation depends on the political stability in this country and the availability of qualified and skilled workforce to support operations. While the operations of the Group in this country is currently very stable, any change in the government may result in changes to the foreign investment laws and these assets could have an adverse effect on the Group's operational results.

To manage this risk, the Group ensures that all significant transactions in these countries are supported by robust contracts between the company and third parties. We have a system in place for parent company level to continuously check the country risk management before any significant investment is made. Furthermore, we have developed a mechanism to counter legal risk, where foreign subsidiaries and management can receive appropriate legal guidance regarding matters such as important agreements and lawsuits in foreign locations.

DIRECTORS' REPORT continued

Environmental

The operations and proposed activities of the Company are subject to laws and regulations concerning the environment. As with most exploration projects and mining operations, the Company's activities are expected to have an impact on the environment, particularly if advanced exploration or mine development proceeds. It is the Company's intention to conduct its activities to the highest standard of environmental obligation, including compliance with all environmental laws.

Exploration activities have inherent risks and liabilities associated with safety and damage to the environment and the disposal of waste products occurring as a result of mineral exploration. The occurrence of any such safety or environmental incident could delay production or increase production costs. Events, such as unpredictable rainfall or bushfires may impact on the Company's ongoing compliance with environmental legislation, regulations and licences. Significant liabilities could be imposed on the Company for damages, clean-up costs or penalties in the event of certain discharges into the environment, environmental damage caused by previous operations or non-compliance with environmental laws or regulations.

Climate risk

There are a number of climate-related factors that may affect the operations and proposed activities of the Company. The climate change risks particularly attributable to the Company include:

- The emergence of new or expanded regulations associated with the transitioning to a lower-carbon economy and market changes related to climate change mitigation. The Company may be impacted by changes to local or international compliance regulations related to climate change mitigation efforts, or by specific taxation or penalties for carbon emissions or environmental damage. These examples sit amongst an array of possible restraints on industry that may further impact the Company and its profitability. While the Company will endeavour to manage these risks and limit any consequential impacts, there can be no guarantee that the Company will not be impacted by these occurrences; and
- Climate change may cause certain physical and environmental risks that cannot be predicted by the Company, including events such as increased severity of weather patterns and incidence of extreme weather events and longer-term physical risks such as shifting climate patterns. All these risks associated with climate change may significantly change the industry in which the Company operates.

DIRECTORS' REPORT continued

Remuneration report (Audited)

This report, which forms part of the directors' report, outlines the remuneration arrangements in place for the key management personnel ("KMP") of Omnia Metals Group Ltd for the financial year ended 30 June 2024. The information provided in this remuneration report has been audited as required by Section 308(3C) of the Corporations Act 2001.

The remuneration report details the remuneration arrangements for KMP who are defined as those persons having authority and responsibility for planning, directing and controlling the major activities of the Company and the Group, directly or indirectly, including any director (whether executive or otherwise) of the parent Company.

Key Management Personnel

Directors

Mr Mark Connelly	Non-Executive Chairman
Dr James Warren	Managing Director
Mr Quinton Meyers	Non-Executive Director (appointed 22 December 2023)
Mr Christopher Zielinski	Non-Executive Director (resigned 22 December 2023)

Remuneration philosophy

The performance of the Company depends upon the quality of the directors and executives. The Board has the authority and responsibility for planning, directing and controlling the activities of the company and the Group, including directors of the company and of the senior management. Compensation levels for directors and senior management of the Group are competitively set to attract and retain appropriately qualified and experienced directors and executives.

Remuneration levels are not dependent upon any performance criteria as the Company and the Group are not generating a profit.

Remuneration committee

The Board of Directors of the Company is responsible for determining and reviewing compensation arrangements for the directors and the executive team.

The Board assesses the appropriateness of the nature and amount of remuneration of directors and executives on a periodic basis by reference to relevant employment market conditions with an overall objective of ensuring maximum stakeholder benefit from the retention of a high quality Board and executive team.

Remuneration structure

In accordance with best practice corporate governance, the structure of non-executive director and executive remuneration is separate and distinct.

Non-executive director remuneration

The Board seeks to set aggregate remuneration at a level that provides the Company with the ability to attract and retain directors of the highest calibre, whilst incurring a cost that is acceptable to shareholders.

The ASX Listing Rules specify that the aggregate remuneration of non-executive directors shall be determined from time to time by a general meeting. The aggregate level (\$500,000) was set at the time of the company's incorporation and has not changed since.

The amount of aggregate remuneration sought to be approved by shareholders and the manner in which it is apportioned amongst directors is reviewed annually. The Board considers advice from external shareholders as well as the fees paid to non-executive directors of comparable companies when undertaking the annual review process.

The remuneration of non-executive directors for the year ended 30 June 2024 is detailed in this report.

Executive director remuneration

Remuneration consists of fixed remuneration and share based payments detailed in the remuneration table.

Fixed Remuneration

Fixed remuneration is reviewed annually by the Board of Directors. The process consists of a review of relevant comparative remuneration in the market and internally and, where appropriate, external advice on policies and practices.

DIRECTORS' REPORT continued

Remuneration report (Audited) continued

Use of Remuneration Consultants

The Committee has access to external, independent advice where necessary. No consultants were engaged during the reporting year.

The remuneration of the Company Directors and executives is detailed below.

Voting and comments made at the company's 2023 Annual General meeting ("AGM")

The Company conducted its Annual General Meeting 16 October 2023 and all resolutions were passed via a poll. At the 2023 AGM, 91% of the votes received supported the adoption of the remuneration report for the year ended 30 June 2023. The company did not receive any specific feedback at the AGM regarding its remuneration practises.

Share based payment arrangements

Options

5 million options were issued (in the 2022 financial year) to the Directors and Company Secretary (or their nominees) pursuant to the Employee Incentive Plan. These options are exercisable at \$0.25, vested 28 February 2024 and expire 28 February 2025.

Performance Rights

2,250,000 Performance Rights were granted to the Directors and the Company Secretary and approved by shareholders at the Annual General Meeting held 16 October 2023. Refer to note 13b in the financial report for further details.

Employment Contracts

The following employment arrangements were in place during the 2024 financial year.

Mark Connelly – Non-Executive Chairman

The key employment terms of Mr. Connelly's service contract are:

- Non-Executive Chairman fee of \$60,000 per annum plus statutory superannuation and approved employment expenses.
- No termination benefits.

James Warren – Managing Director

The key employment terms of Dr Warren's contract are:

- Managing Director fees of \$150,000 per annum plus statutory superannuation and approved employment expenses
- Termination Notice 6 months by either party.

Quinton Meyers – Non-executive Director (appointed 22 December 2023)

The key employment terms of Mr Meyer's contract are:

- Director's fee of \$40,000 per annum plus statutory superannuation and approved employment expenses
- No termination benefits

Christopher Zielinski – Non-executive Director (resigned 22 December 2023)

The key employment terms of Mr Zielinski's contract are:

- Director's fee of \$40,000 per annum plus statutory superannuation and approved employment expenses
- No termination benefits.

DIRECTORS' REPORT continued

Remuneration report (Audited) continued

Key Management Personnel remuneration for the year ended 30 June 2024 and year ended 30 June 2023

		Short-term employment benefits			Equity		Remuneration consisting of Equity	%
		Salary fees	& Bonus	Superannuation	Share based payments	Total		
		\$	\$	\$	\$	\$		
Directors								
M Connelly	2024	60,000	-	6,600	34,001	100,601	34	
	2023	60,000	-	6,300	45,700	112,000	41	
J Warren	2024	150,000	-	16,500	83,225	249,725	33	
	2023	150,000	-	15,750	114,250	280,000	41	
Q Meyers	2024	19,998	-	2,200	-	22,198	-	
	2023	-	-	-	-	-	-	
C Zielinski	2024	20,000	-	2,200	45,598	67,798	67	
	2023	40,000	-	4,200	45,700	89,900	51	
Total	2024	249,998	-	27,500	162,824	440,322	37	
	2023	250,000	-	25,250	206,650	481,900	43	

No member of key management personnel appointed during the year received a payment as part of his or her consideration for agreeing to hold the position.

Bonuses

No bonuses were granted during the year.

The following share-based payment arrangements were in place from the prior financial year:

Series	Number	Grant date	Expiry date	Exercise price	Fair value at grant date
<u>Directors and Company Secretary</u>					
Options issued 28/2/2022	5,000,000	28/2/2022	28/02/2025	\$0.25	\$0.0914

The fair value of the unlisted options was determined using the Black Scholes Method. Inputs used to determine the valuation were:

Number of Options: 5,000,000
Share Price: \$0.20
Exercise Price: \$0.25
Expected Volatility: 80%
Expiry date (years): 3.0
Expected dividend yield: nil
Risk free rate: 0.01%
Total fair value: \$457,115

These options will be expensed over the vesting period. A total amount of \$152,240 was expensed in the current financial year, in respect of these options.

DIRECTORS' REPORT continued

Remuneration report (Audited) continued

Shareholdings of Key Management Personnel

	Balance at beginning of year	Granted as remuneration	On Exercise of Options	Net Change Other	Balance at end of year
30 June 2024	Number	Number	Number	Number(i)	Number
<u>Directors</u>					
Mr Mark Connelly	500,000	-	-	-	500,000
Dr James Warren	135,000	-	-	-	135,000
Mr Quinton Meyers (appointed 22 Dec 2023)	-	-	-	-	-
Mr Christopher Zielinski (resigned 22 Dec 2023)	125,000	-	-	(125,000)	-

(i) Includes shareholdings at the date of appointment or resignation

All equity transactions with key management have been entered into under terms and conditions no more favourable than those the Group would have adopted if dealing at arm's length.

Option holdings of Key Management Personnel

	Balance at beginning of year	Granted as remuneration	Options exercised	Net Change Other	Balance at end of year	Grant Value	Percentage vested
30 June 2024	Number	Number	Number	Number(i)	Number		
<u>Directors</u>							
Mr Mark Connelly	1,000,000	-	-	-	1,000,000	\$0.0914	100%
	250,000	-	-	-	250,000	\$0.001	100%
Dr James Warren	2,500,000	-	-	-	2,500,000	\$0.0914	100%
	25,000	-	-	-	25,000	\$0.001	100%
Mr Quinton Meyers (appointed 22 Dec 2023)	-	-	-	-	-	-	-
Mr Christopher Zielinski (resigned 22 Dec 2023)	1,000,000	-	-	(1,000,000)	-	\$0.0914	100%
	62,500	-	-	(62,500)	-	\$0.001	100%

(i) Includes option holdings at the date of appointment or resignation

No Options were Exercised during the 2024 or 2023 financial years.

Performance Rights holdings of Directors

2,250,000 Performance Rights were granted to the Directors and the Company Secretary and approved by shareholders at the Annual General Meeting held 16 October 2023.

Subject to the terms and conditions below, each (1) Performance Right is convertible into one (1) fully paid ordinary share in the capital of the Company, upon milestones being achieved (Vesting Conditions). Refer to Note 13.c for further detail.

	Balance at beginning of year	Granted as remuneration	Options exercised	Net Change Other	Balance at end of year	Grant Value	Percentage vested
30 June 2024	Number	Number	Number	Number	Number		
<u>Directors</u>							
Mr Mark Connelly							
Class A	-	166,667	-	-	166,667	\$0.0380	24%
Class B	-	166,667	-	-	166,667	\$0.0300	24%
Class C	-	166,666	-	-	166,666	\$0.0229	24%

DIRECTORS' REPORT continued
Remuneration report (Audited) continued

	Balance at beginning of year Number	Granted as remuneration Number	Options exercis ed Number	Net Change Other (i) Number	Balance at end of year Number	Grant Value	Percentage vested
30 June 2024							
Dr James Warren							
Class A	-	333,333	-	-	333,333	\$0.0380	24%
Class B	-	333,333	-	-	333,333	\$0.0300	24%
Class C	-	333,334	-	-	333,334	\$0.0229	24%
Mr Quinton Meyers (appointed 22 Dec 2023)	-	-	-	-	-	-	-
Mr Christopher Zielinski (ii) (resigned 22 Dec 2023)							
Class A	-	166,667	-	(166,667)	-	\$0.0380	100%
Class B	-	166,667	-	(166,667)	-	\$0.0300	100%
Class C	-	166,666	-	(166,666)	-	\$0.0229	100%

- (i) Includes equity holdings at the date of appointment or resignation
(ii) Vesting was accelerated due to resignation

An independent valuation of the Performance Rights was obtained. The valuation methodology used was the Hoadley Trading & Investment Tools ("Hoadley") *Barrier1* valuation model after adjusting the VWAP target using the *HoadleyParisianBarrier* Model. Assumptions used in assessing fair value is provided in the table below:

Valuations assumptions	Class 1 Performance Rights	Class 2 Performance Rights	Class 3 Performance Rights
Number of instruments	750,000	750,000	750,000
Underlying spot price	\$0.081	\$0.081	\$0.081
Exercise Price	N/A	N/A	N/A
Barrier Price	\$0.40	\$0.55	\$0.75
Expected Volatility	85%	85%	85%
Life of Rights (years)	3	3	3
Expected dividends	Nil	Nil	Nil
Risk Free rate	3.95%	3.95%	3.95%
Value per instrument (\$)	\$0.0380	\$0.0300	\$0.0229
Value per tranche (\$)	\$28,519	\$22,471	\$17,190

The total valuation of the Performance Rights is \$68,180. The amortised amount for the period from the date of grant (16 Oct 2023) to 30 June 2024 is \$27,584 in respect of these Performance Rights.

Other transactions with Key Management Personnel

During the financial year the group paid Nova Legal, (a company which previous director Chris Zielinski is a director), fees for legal services of \$101,178.

All transactions were made on normal commercial terms and conditions and were made at market rates.

Loans to Key Management Personnel

There are no loans to key management personnel.

DIRECTORS' REPORT continued

Shares under Option

Unissued ordinary shares in Omnia Metals Group Limited under option at the date of this report are as follows:

	Grant date	Expiry date	Exercise price	Number
Unlisted Options	28/02/2022	28/2/2025	\$0.25	6,600,000
Unlisted Options	28/02/2022	28/2/2027	\$0.25	5,000,000
Listed Options OM10	12/12/2022	28/2/2025	\$0.25	20,015,000

Statutory performance indicators

We aim to align our executive remuneration to our strategic and business objectives and the creation of shareholder wealth. The table below shows measures of the Group's financial performance over the last five years by the Corporations Act 2001. These are not necessarily consistent with measures used in determining variable amounts of remuneration to be awarded to KMPs. As a consequence, there may not always be a direct correlation between the statutory key performance measures and the variable remuneration awarded.

Statutory key performance indicators of the group since incorporation.

	2024	2023	2022	2021
Loss for the year attributable to owners of Omnia Metals Group Ltd (\$'000)	(1,979)	(1,060)	(636)	(35)
Basic loss per share cents	(3.53)	(2.64)	(3.86)	n/a
Dividend payments	-	-	-	-
Dividend payout ratio	n/a	n/a	n/a	n/a
Increase/(decrease) in share price (%)	n/a	n/a	n/a	n/a

Directors' Meetings

The Directors regularly conduct teleconferences on all matters of business and approve transactions/management decisions via Circulating Resolutions regularly on a as is required basis.

The number of meetings of directors (including meetings of committees of directors) held during the year and the number of meetings attended by each director were as follows:

	Director's meetings	Meetings held whilst Directors
Number of meetings held:	3	
Number of meetings attended:		
Mr Mark Connelly	3	3
Dr James Warren	3	3
Mr Quinton Meyers	1	1
Mr Christopher Zielinski	2	2

Proceedings on behalf of the Company

No person has applied for leave of court to bring proceedings on behalf of the Company or intervene in any proceedings to which the Company is a party for the purpose of taking responsibility on behalf of the Company for all or any part of those proceedings.

Auditor's Independence and Non-Audit Services

Section 307C of the Corporations Act 2001 requires our auditors, HLB Mann Judd, to provide the directors of the Company with an Independence Declaration in relation to the audit of the financial report. This Independence Declaration is set out on page 20 and forms part of this directors' report for the year ended 30 June 2024.

Non-Audit Services

The Company may decide to employ the auditor on assignments additional to their statutory audit duties where the auditor's expertise and experience with the company are important.

Details of the amounts paid or payable to the auditor for audit and non-audit services provided during the year are set out below.

The board of Directors has considered the position and is satisfied that the provision of the non-audit services is compatible with the general standard of independence for auditors imposed by the Corporations Act 2001. The directors are satisfied that the provision of non-audit services by the auditor, as set out below did not compromise the auditors independence requirements of the Corporations Act 2001 for the following reasons:

- All non-audit services have been reviewed by the Board to ensure they do not impact the impartiality and objectivity of the auditor.
- None of the services undermine the general principles relating to auditor independence as set out in APES 110 *Code of Ethics for Professional Accountants*.

During the year the following fees were paid or payable for non-audit services provided by the auditor of the parent entity, its related practises and non-related audit firms:

Auditors of the Group – HLB Mann Judd and related network firms	2024	2023
	\$	\$
<i>Auditor of the parent entity</i>		
Audit or review of the financial statements	38,182	31,192
	38,182	31,192
<i>Tax compliance services</i>		
Review of tax note and tax return	3,000	2,750
Total services provided by HLB Mann Judd	41,182	33,942

Signed in accordance with a resolution of the directors.

Dated: 22 August 2024



Mark Connelly
Non-Executive Chairman



AUDITOR'S INDEPENDENCE DECLARATION

As lead auditor for the audit of the consolidated financial report of Omnia Metals Group Ltd for the year ended 30 June 2024, I declare that to the best of my knowledge and belief, there have been no contraventions of:

- a) the auditor independence requirements of the *Corporations Act 2001* in relation to the audit; and
- b) any applicable code of professional conduct in relation to the audit.

A handwritten signature in blue ink, appearing to read 'Norman Neill'.

Perth, Western Australia
22 August 2024

N G Neill
Partner

hlb.com.au

HLB Mann Judd ABN 22 193 232 714

A Western Australian Partnership

Level 4, 130 Stirling Street, Perth WA 6000 / PO Box 8124 Perth BC WA 6849

T: +61 (0)8 9227 7500 **E:** mailbox@hbw.com.au

Liability limited by a scheme approved under Professional Standards Legislation.

HLB Mann Judd is a member of HLB International, the global advisory and accounting network.

For personal use only

**CONSOLIDATED STATEMENT OF PROFIT OR LOSS AND OTHER COMPREHENSIVE INCOME
FOR THE YEAR ENDED 30 JUNE 2024**

	Notes	2024 \$	2023 \$
Continuing operations			
Interest income	2	25,754	28,488
Administrative expenses	2	(600,754)	(413,551)
Staff expenses		(457,589)	(392,204)
Labour allocated to Exploration		33,386	-
Depreciation expense		(20,928)	(9,700)
Amortisation of lease		(38,004)	(38,004)
New Project - Dixie Gold expensed	2	(677,425)	-
Share based payments	12	(239,824)	(228,499)
Finance cost		(3,404)	(6,203)
Loss before income tax		(1,978,787)	(1,059,672)
Income tax benefit	3	-	-
Loss after income tax for the year from continuing operations		(1,978,787)	(1,059,672)
Other comprehensive income, net of income tax			
Other comprehensive income		-	-
Total comprehensive loss for the year attributable to owners of the parent		(1,978,787)	(1,059,672)
Basic loss per share for the year attributable to the members of Omnia Metals Group Ltd (cents per share)	5	(3.53)	(2.64)

The above consolidated statement of profit or loss and other comprehensive income should be read in conjunction with the accompanying notes

**CONSOLIDATED STATEMENT OF FINANCIAL POSITION
AS AT 30 JUNE 2024**

	Notes	2024 \$	2023 \$
Assets			
Current assets			
Cash and cash equivalents	6	592,596	3,814,226
Trade and other receivables		52,972	103,611
Total current assets		645,568	3,917,837
Non-current assets			
Property, plant and equipment	7a	54,659	70,597
Right of use asset	7b	28,505	66,509
Deferred exploration and evaluation expenditure	9	7,412,005	5,790,760
Total non-current assets		7,495,168	5,927,866
Total assets		8,140,736	9,845,703
Liabilities			
Current liabilities			
Trade and other payables	10a	247,633	539,362
Lease liability	10b	31,005	38,596
Total current liabilities		278,638	577,958
Non-current liabilities			
Lease liability	10b	-	31,005
Total Non-current liabilities		-	31,005
Total Liabilities		278,638	608,963
Net assets		7,862,098	9,236,740
Equity			
Issued capital	11	10,275,517	9,911,197
Reserves	12	1,296,713	1,056,889
Accumulated losses	12	(3,710,132)	(1,731,346)
Total equity		7,862,098	9,236,740

The above consolidated statement of financial position should be read in conjunction with the accompanying notes

**CONSOLIDATED STATEMENT OF CHANGES IN EQUITY
FOR THE YEAR ENDED 30 JUNE 2024**

	Issued capital \$	Share-based payment reserve \$	Accumulated Losses \$	Total equity \$
Balance at 1 July 2023	9,911,197	1,056,889	(1,731,345)	9,236,740
Loss for the year	-	-	(1,978,787)	(1,978,787)
Total comprehensive loss for the year	-	-	(1,978,787)	(1,978,787)
<i>Transactions with owners in their capacity as owners</i>				
Issue of Shares	364,320	-	-	364,320
Issue of Options	-	239,824	-	239,824
Capital Raising Costs				
Balance at 30 June 2024	10,275,517	1,296,713	(3,710,132)	7,862,098
Balance at 1 July 2022	6,554,725	809,575	(671,673)	6,692,627
Loss for the year	-	-	(1,059,672)	(1,059,672)
Total comprehensive loss for the year	-	-	(1,059,672)	(1,059,672)
<i>Transactions with owners in their capacity as owners</i>				
Issue of Shares	3,512,250	-	-	3,512,250
Issue of Options	-	247,314	-	247,314
Capital Raising Costs	(155,778)	-	-	(155,778)
Balance at 30 June 2023	9,911,197	1,056,889	(1,731,345)	9,236,740

The above consolidated statement of changes in equity should be read in conjunction with the accompanying notes

**CONSOLIDATED STATEMENT OF CASH FLOWS
FOR THE YEAR ENDED 30 JUNE 2024**

	Notes	2024 \$	2023 \$
Cash flows from operating activities			
Payments to suppliers and employees		(1,001,043)	(842,398)
Payments for terminated Dixie Gold transaction		(677,425)	-
Interest received		25,754	28,488
Net cash (outflows) from operating activities	6	(1,652,714)	(813,910)
Cash flows from investing activities			
Exploration and evaluation expenditure		(1,521,927)	(1,246,734)
Payment for plant and equipment		(4,989)	(50,383)
Net cash (outflows) from investing activities		(1,526,916)	(1,297,117)
Cash flows from financing activities			
Proceeds from issue of shares		-	2,268,815
Payments for share issue costs		-	(155,778)
Repayment of lease		(42,000)	(42,000)
Net cash (outflows)/inflows from financing activities		(42,000)	2,071,037
Net (outflows) in cash and cash equivalents		(3,221,630)	(39,989)
Cash and cash equivalents at the beginning of the year		3,814,226	3,854,215
Cash and cash equivalents at the end of the year	6	592,596	3,814,226

The above consolidated statement of cash flows should be read in conjunction with the accompanying notes

NOTES TO THE CONSOLIDATED FINANCIAL STATEMENTS FOR THE YEAR ENDED 30 JUNE 2024

NOTE 1: STATEMENT OF MATERIAL ACCOUNTING POLICIES

(a) Basis of preparation

This General Purpose Financial Report has been prepared in accordance with Australian Accounting Standards, other authoritative pronouncements of the Australian Accounting Standards Board (including Australian Interpretations) and the *Corporations Act 2001*.

The financial statements cover the consolidated entity (the Group) of Omnia Metals Group Ltd and its controlled subsidiaries. Omnia Metals Group Ltd is a listed public company, incorporated and domiciled in Australia (ASX Code: OM1) and is for-profit entity for the purposes of preparing the financial statements.

The financial statements are presented in Australian dollars, which is Omnia's functional and presentation currency.

Omnia is an exploration company focused on discovering and expanding a multi-commodity portfolio of future facing metals.

Going Concern

The financial statements have been prepared on the going concern basis, which contemplates continuity of normal business activities and the realisation of assets and settlement of liabilities in the normal course of business.

For the year ended 30 June 2024 Omnia made a loss of \$1,978,787 (2022: \$1,059,672) and had cash outflows from operating activities of \$1,652,714 (2023: \$813,910). This includes \$677,425 in expenditure on the Dixie Gold Project which did not proceed.

The ability of the Group to maintain continuity of normal business activities and to pay its debts as and when they fall due is dependent on its ability to successfully raise additional capital and/or through successful exploration and subsequent exploitation of areas of interest through sale or development.

The directors believe that the going concern basis of preparation is appropriate due to the following reasons:

- there is sufficient cash available at balance date for the Group to continue operating; and
- the Group has a proven history of successfully raising funds.

Should these initiatives be unsuccessful, this gives rise to the existence of a material uncertainty that may cast significant doubt on the Group's ability to continue as a going concern, and it may be required to realise its assets and extinguish its liabilities other than in the ordinary course of business, and at amounts that differ from those stated in the financial report. This financial report does not include any adjustments relating to the recoverability and classification of recorded asset amounts or the amounts or classification of liabilities and appropriate disclosures that may be necessary should the Group be unable to continue as a going concern.

Historical Cost Convention

The financial report has been prepared under the historical cost convention, as modified by revaluations to fair value for certain classes of assets as described in the accounting policies.

Critical accounting estimates

The preparation of the financial statements requires the use of certain critical accounting estimates. It also requires management to exercise its judgement in the process of applying the Group's accounting policies. The areas involving a higher degree of judgement or complexity, or areas where assumptions and estimates are significant to the financial statements are disclosed in note 1(e).

Functional and presentation currency

The functional currency of the Group is measured using the currency of the primary economic environment in which the entity operates (Australia) and as such the financial statements are presented in Australian dollars, which is the economic environment that the parent operates.

(b) Adoption of new and revised standards

Omnia has adopted all of the new and revised standards and interpretations issued by the Australian Accounting Standards Board (the AASB) that are relevant to its operations and effective for an accounting period that begins on or after 1 July 2023. There has been no impact on the 30 June 2024 Financial Statements.

(c) Statement of compliance

The financial report was authorised for issue by the directors on 22 August 2024. The financial report complies with Australian Accounting Standards, which include Australian equivalents to International Financial Reporting Standards (AIFRS). Compliance with AIFRS ensures that the financial report, comprising the financial statements and notes thereto, complies with International Financial Reporting Standards (IFRS).

NOTES TO THE CONSOLIDATED FINANCIAL STATEMENTS FOR THE YEAR ENDED 30 JUNE 2024

NOTE 1: STATEMENT OF MATERIAL ACCOUNTING POLICIES (continued)

(d) Basis of consolidation

The consolidated financial statements incorporate the assets and liabilities of all subsidiaries of Omnia Metals Group Ltd ('Omnia') as at 30 June 2024 and the results of all subsidiaries for the period then ended. Omnia Metals Group Ltd and its subsidiaries are referred to in this financial statements as 'the Group'.

Subsidiaries are all those entities over which the Group has control. The Group controls an entity when the Group is exposed to, or has rights to, variable returns from its involvement with the entity and has the ability to affect those returns through its power to direct the activities of the entity. Subsidiaries are fully consolidated from the date on which control is transferred to the Group. They are de-consolidated from the date that control ceases.

Intercompany transactions, balances and unrealised gains on transactions between entities in the Group are eliminated. Unrealised losses are also eliminated unless the transaction provides evidence of the impairment of the asset transferred. Accounting policies of subsidiaries have been changed where necessary to ensure consistency with the policies adopted by the Group.

The acquisition of subsidiaries is accounted for using the acquisition method of accounting. A change in ownership interest, without the loss of control, is accounted for as an equity transaction, where the difference between the consideration transferred and the book value of the share of the non-controlling interest acquired is recognised directly in equity attributable to the parent.

Non-controlling interest in the results and equity of subsidiaries are shown separately in the statement of profit or loss and other comprehensive income, statement of financial position and statement of changes in equity of the Group. Losses incurred by the Group are attributed to the non-controlling interest in full, even if that results in a deficit balance.

Where the Group loses control over a subsidiary, it derecognises the assets including goodwill, liabilities and non-controlling interest in the subsidiary together with any cumulative translation differences recognised in equity. The Group recognises the fair value of the consideration received and the fair value of any investment retained together with any gain or loss in profit or loss.

(e) Critical accounting estimates and judgements

The application of accounting policies requires the use of judgements, estimates and assumptions about carrying values of assets and liabilities that are not readily apparent from other sources. The estimates and associated assumptions are based on historical experience and other factors that are considered to be relevant. Actual results may differ from these estimates.

The estimates and underlying assumptions are reviewed on an ongoing basis. Revisions are recognised in the period in which the estimate is revised if it affects only that period, or in the period of the revision and future periods if the revision affects both current and future periods.

Asset Acquisition

When an asset acquisition does not constitute a business combination, the assets and liabilities are assigned a carrying amount based on their relative fair values in an asset purchase transaction and no deferred tax will arise in relation to the acquired assets and assumed liabilities as the initial recognition exemption for deferred tax under AASB 112 applies. No goodwill will arise on the acquisition and transaction costs of the acquisition will be included in the capitalised cost of the asset. Asset's acquired during the period were exploration projects.

Incremental borrowing rate

Where the interest rate implicit in a lease cannot be readily determined, an incremental borrowing rate is estimated to discount future lease payments to measure the present value of the lease liability at the lease commencement date. Such a rate is based on what the entity estimates it would have to pay a third party to borrow the funds necessary to obtain an asset of a similar value to the right-of-use asset, with similar terms, security and economic environment.

Share-based payment transactions

The Group measures the cost of equity-settled transactions with employees by reference to the fair value of the equity instruments at the date at which they are granted. The fair value is determined by using a Black and Scholes model. For equity instruments with market based vesting conditions, a Barrier 1 Valuation model is used.

The fair value determined at the grant date of the equity-settled share-based payments is expensed on a straight-line basis over the vesting period, based on the consolidated entity's estimate of equity instruments that will eventually vest. At the end of each reporting period, the Group revises its estimate of the number of equity instruments expected to vest.

NOTES TO THE CONSOLIDATED FINANCIAL STATEMENTS FOR THE YEAR ENDED 30 JUNE 2024

NOTE 1: STATEMENT OF MATERIAL ACCOUNTING POLICIES (continued)

The impact of the revision of the original estimates, if any, is recognised in profit or loss such that the cumulative expense reflects the revised estimate, with a corresponding adjustment to the equity-settled employee benefits reserve.

Impairment of exploration expenditure

The Group assesses impairment at each reporting date by evaluating conditions specific to the Group that may lead to impairment of assets. Where an impairment trigger exists, the recoverable amount of the asset is determined. When assessing impairment of exploration and evaluation assets, the carrying amount of exploration and evaluation is compared to its recoverable amount. The estimated recoverable amount is used to determine the extent of the impairment loss (if any).

As at 30 June 2024 the Directors reviewed the Group's exploration portfolio for indicators of impairment. As a result of this review, the Board made that decision that no impairment of exploration expenditure was required in the current year's accounts. Refer to Note 9.

(f) Segment reporting

Operating segments are reported in a manner consistent with the internal reporting provided to the chief operating decision maker. The chief operating decision maker, who is responsible for allocating resources and assessing performance of the operating segments, has been identified as the Board of Directors of Omnia Metals Group Limited.

(g) Income tax

The income tax expense or benefit for the period is the tax payable on the current period's taxable income based on the applicable income tax rate for each jurisdiction adjusted by changes in deferred tax assets and liabilities attributable to temporary difference and to unused tax losses.

The current income tax charge is calculated on the basis of the tax laws enacted or substantively enacted at the end of the reporting period in the countries where the Company's subsidiaries and associates operate and generate taxable income. Management periodically evaluates positions taken in tax returns with respect to situations in which applicable tax regulation is subject to interpretation. It establishes provisions where appropriate on the basis of amounts expected to be paid to the tax authorities.

(h) Trade and other payables

Trade payables and other payables are carried at amortised cost and represent liabilities for goods and services provided to the Group prior to the end of the financial year that are unpaid and arise when the Group becomes obliged to make future payments in respect of the purchase of these goods and services. Trade and other payables are presented as current liabilities unless payment is not due within 12 months.

(i) Share-based payment transactions

Equity settled transactions

The Group in a previous financial year provided benefits to employees of the Group in the form of share-based payments, whereby employees render services in exchange for shares or rights over shares (equity-settled transactions).

The cost of these equity-settled transactions with employees is measured by reference to the fair value of the equity instruments at the date at which they are granted. The fair value is determined by using a Black and Scholes model. For equity instruments with market based vesting conditions, a Barrier 1 Valuation model is used.

In valuing equity-settled transactions, no account is taken of any performance conditions, other than conditions linked to the price of the shares of Omnia Metals Group Limited (market conditions) if applicable.

The cost of equity-settled transactions is recognised, together with a corresponding increase in equity, over the period in which the performance and/or service conditions are fulfilled, ending on the date on which the relevant employees become fully entitled to the award (the vesting period).

The cumulative expense recognised for equity-settled transactions at each reporting date until vesting date reflects (i) the extent to which the vesting period has expired and (ii) the Group's best estimate of the number of equity instruments that will ultimately vest. No adjustment is made for the likelihood of market performance conditions being met as the effect of these conditions is included in the determination of fair value at grant date. The Statement of Profit or Loss and Other Comprehensive

NOTES TO THE CONSOLIDATED FINANCIAL STATEMENTS FOR THE YEAR ENDED 30 JUNE 2024

NOTE 1: STATEMENT OF MATERIAL ACCOUNTING POLICIES (continued)

Income charge or credit for a period represents the movement in cumulative expense recognised as at the beginning and end of that period.

No expense is recognised for awards that do not ultimately vest, except for awards where vesting is only conditional upon a market condition.

If the terms of an equity-settled award are modified, as a minimum an expense is recognised as if the terms had not been modified. In addition, an expense is recognised for any modification that increases the total fair value of the share-based payment arrangement, or is otherwise beneficial to the employee, as measured at the date of modification.

If an equity-settled award is cancelled, it is treated as if it had vested on the date of cancellation, and any expense not yet recognised for the award is recognised immediately. However, if a new award is substituted for the cancelled award and designated as a replacement award on the date that it is granted, the cancelled and new award are treated as if they were a modification of the original award, as described in the previous paragraph.

The dilutive effect, if any, of outstanding options is reflected as additional share dilution in the computation of earnings per share. Refer Note 5.

(j) Issued capital

Ordinary shares are classified as equity. Incremental costs directly attributable to the issue of new shares or options are shown in equity as a deduction, net of tax, from the proceeds. Incremental costs directly attributable to the issue of new shares or options for the acquisition of a new business are not included in the cost of acquisition as part of the purchase consideration.

(k) Loss per share

Basic loss per share is calculated as net loss attributable to members of the parent, adjusted to exclude any costs of servicing equity (other than dividends) and preference share dividends, divided by the weighted average number of ordinary shares, adjusted for any bonus element.

Diluted loss per share is calculated as net loss attributable to members of the parent, adjusted for:

- costs of servicing equity (other than dividends) and preference share dividends;
- the after tax effect of dividends and interest associated with dilutive potential ordinary shares that have been recognised as expenses; and
- other non-discretionary changes in revenues or expenses during the period that would result from the dilution of potential ordinary shares; divided by the weighted average number of ordinary shares and dilutive potential ordinary shares, adjusted for any bonus element.

(l) Exploration and evaluation expenditure

Exploration and evaluation expenditures in relation to each separate area of interest are recognised as an exploration and evaluation asset in the year in which they are incurred where the following conditions are satisfied:

- the rights to tenure of the area of interest are current; and
- at least one of the following conditions is also met:
 - the exploration and evaluation expenditures are expected to be recouped through successful development and exploration of the area of interest, or alternatively, by its sale; or
 - exploration and evaluation activities in the area of interest have not at the reporting date reached a stage which permits a reasonable assessment of the existence or otherwise of economically recoverable reserves, and active and significant operations in, or in relation to, the area of interest are continuing.

Exploration and evaluation assets are initially measured at cost and include acquisition of rights to explore, studies, exploratory drilling, trenching and sampling and associated activities and an allocation of depreciation and amortised of assets used in exploration and evaluation activities. General and administrative costs are only included in the measurement of exploration and evaluation costs where they are related directly to operational activities in a particular area of interest.

Exploration and evaluation assets are assessed for impairment when facts and circumstances suggest that the carrying amount of an exploration and evaluation asset may exceed its recoverable amount. The recoverable amount of the exploration and evaluation asset (for the cash generating unit(s) to which it has been allocated being no larger than the relevant area of interest) is estimated to determine the extent of the impairment loss (if any). Where an impairment loss subsequently reverses, the carrying amount of the asset is increased to the revised estimate of its recoverable amount, but only to the extent that the increased carrying amount does not exceed the carrying amount that would have been determined had no impairment loss been recognised for the asset in previous years.

**NOTES TO THE CONSOLIDATED FINANCIAL STATEMENTS
FOR THE YEAR ENDED 30 JUNE 2024****NOTE 1: STATEMENT OF MATERIAL ACCOUNTING POLICIES (continued)**

Where a decision has been made to proceed with development in respect of a particular area of interest, the relevant exploration and evaluation asset is tested for impairment and the balance is then reclassified to development.

(m) Parent entity financial information

The financial information for the parent entity, Omnia Metals Group Ltd, disclosed in Note 17 has been prepared on the same basis as the consolidated financial statements, except as set out below.

Investments in subsidiaries

Investments in subsidiaries are accounted for at cost in the parent entity's financial statements.

NOTES TO THE CONSOLIDATED FINANCIAL STATEMENTS FOR THE YEAR ENDED 30 JUNE 2024

NOTE 2: OTHER INCOME AND EXPENSES

	2024	2023
	\$	\$
<i>Other Income</i>		
Interest income	25,754	28,488
	25,754	28,488

	2024	2023
	\$	\$
<i>Administrative Expenses</i>		
Legal Fees	56,208	23,057
Consultancy Fees	175,562	40,820
Travel & Accommodation	36,376	64,286
ASX/ASIC fees	63,812	54,795
Investor Relations	108,184	89,081
Insurance	47,236	36,102
Other	113,375	104,410
Total administrative expenses	600,754	413,551

	2024	2023
	\$	\$
<i>Dixie Gold Project expenditure</i>		
Exclusivity Fee (CAD 300,000)	343,958	-
Geological Services	11,904	-
Legal fees	265,465	-
Settlement Fee	56,098	-
Total	677,425	-

In October 2023, Omnia Metals Group Ltd and Dixie Gold Inc. entered into an agreement "Proposed Acquisition of Dixie Gold Inc". Despite the Company's best efforts and in light of the position of Omnia shareholders and potential capital raising partners, Omnia was unable to satisfy the conditions for the successful completion of the proposed Acquisition.

Following negotiations between the Company and Dixie Gold Inc, the parties entered into a settlement deed. The Settlement Deed provided for Omnia to be fully and finally released from the Dixie's claim for damages (without admission of liability by any party) in consideration for a small cash payment of CAD \$50,000. This amount was paid in April 2024.

NOTES TO THE CONSOLIDATED FINANCIAL STATEMENTS FOR THE YEAR ENDED 30 JUNE 2024

NOTE 3: INCOME TAX

Income tax recognised in profit or loss

The major components of tax expense are:

	2024	2023
	\$	\$
Current tax expense/(income)	-	-
Deferred tax expense/(income) relating to the origination and reversal of temporary differences	-	-
	-	-

The prima facie income tax benefit on pre-tax accounting loss from operations reconciles to the income tax benefit in the financial statements as follows:

	2024	2023
	\$	\$
Loss before tax from continued operations	(1,978,787)	(1,059,672)
Accounting loss before income tax	(1,978,787)	(1,059,672)
Income tax benefit calculated at 30% (2023: 30%)	(593,636)	(317,902)
Tax effect of amounts which are not deductible/(taxable) in calculating taxable income:		
Tax losses for which no deferred tax asset was recognised	71,947	68,550
Other deferred tax assets and tax liabilities not recognised	521,689	249,352
Income tax benefit reported in the consolidated statement of comprehensive income	-	-
Income tax attributable to discontinued operations	-	-

The tax rate used in the above reconciliation is the corporate tax rate of 30% payable by Australian corporate entities on taxable profits under Australian tax law.

	2024	2023
	\$	\$
Deferred tax assets comprise:		
Losses available for offset against future taxable income	1,569,727	892,380
Blackhole expenditure	55,424	79,753
Accrued expenses	9,588	12,973
Leases liabilities	5,593	20,880
Deferred tax assets not recognised	(1,006,450)	(507,291)
	633,882	498,694
Deferred tax liabilities comprise:		
Exploration expenditure	(475,437)	(375,207)
Project acquisitions	(155,302)	(103,535)
ROU Assets	(5,142)	(19,953)
	(633,882)	(498,694)
Income tax not recognised directly in equity:		
Share issue costs	-	46,733
Deferred tax assets not recognised	-	(46,733)
	-	-
Net deferred tax asset/(liability)	-	-

The deductible temporary differences and tax losses do not expire under current tax legislation. Deferred tax assets have not been recognised in respect of these items because it is not probable that future taxable profit will be available against which the Group can utilise the benefits thereof.

NOTES TO THE CONSOLIDATED FINANCIAL STATEMENTS FOR THE YEAR ENDED 30 JUNE 2024

NOTE 4: SEGMENT REPORTING

AASB 8 requires operating segments to be identified on the basis of internal reports about components of the Group that are regularly reviewed by the Chief Operating Decision Maker in order to allocate resources to the segment and to assess its performance.

The Group's operating segments have been determined with reference to the monthly management accounts used by the Chief Operating Decision maker to make decisions regarding the Group's operations and allocation of working capital. Due the size and nature of the Group, the Board as a whole has been determined as the Chief Operating Decision Maker.

Information reported to the Group's Board of Directors for the purposes of resource allocation and assessment of performance is more specifically focused on the exploration and development of mineral resource projects. The Group's reportable segments under AASB8 are therefore as follows:

- Exploration and evaluation – Australia
- Exploration and evaluation - Canada
- Other sector - Corporate

Exploration and evaluation – Australia refers to the Ord Basin Project and Albany Fraser Project
Exploration and evaluation – Canada refers to the Lac des Montagnes Project

The other sector relates to head office operations, including cash management. Information regarding these segments is presented below. The accounting policies of the reportable segments are the same as the Group's accounting policies.

Segment information

The following table presents revenue and profit information and certain asset and liability information regarding business segments for the period ended 30 June 2023 and 30 June 2022

30 June 2024	Exploration and evaluation - Australia \$	Exploration and evaluation - Canada	Other \$	Consolidated \$
Segment revenue	-	-	25,754	25,754
Segment results	-	-	(1,978,787)	(1,978,787)
Segment assets	4,166,499	3,245,507	728,730	8,140,736
Segment liabilities	-	-	278,638	278,638
<i>Cashflow information</i>				
Net cash flow from operating activities	-	-	(1,652,714)	(1,652,714)
Net cash flow from investing activities	(327,435)	(1,194,492)	(4,989)	(1,526,916)
Net cash flow from financing activities	-	-	(42,000)	(42,000)

NOTES TO THE CONSOLIDATED FINANCIAL STATEMENTS FOR THE YEAR ENDED 30 JUNE 2024

NOTE 4: SEGMENT REPORTING (continued)

30 June 2023	Exploration and evaluation - Australia \$	Exploration and evaluation - Canada \$	Other \$	Consolidated \$
Segment revenue	-	-	28,488	28,488
Segment results	-	-	(1,059,672)	(1,059,672)
Segment assets	3,839,064	1,951,696	4,054,943	9,845,703
Segment liabilities	16,778	395,782	196,403	608,963
Cashflow information				
Net cash flow from operating activities	-	-	(813,910)	(813,910)
Net cash flow from investing activities	(951,395)	(295,338)	(50,384)	(1,297,117)
Net cash flow from financing activities	-	-	2,071,037	2,071,037

NOTE 5: LOSS PER SHARE

	2024 Cents per share	2023 Cents per share
<i>Basic loss per share</i>		
Loss from continuing operations attributable to the members of Omnia Metals Group Limited	<u>(3.53)</u>	<u>(2.64)</u>
Loss attributable to the owners of Omnia Metals Group Limited	<u>(3.53)</u>	<u>(2.64)</u>

Basic loss per share

The earnings and weighted average number of ordinary shares used in the calculation of basic loss per share is as follows:

	2024 \$	2023 \$
Loss from continuing operations	<u>(1,978,787)</u>	<u>(1,059,672)</u>

	2024 Number	2023 Number
Weighted average number of ordinary shares for Basic earnings per share	<u>55,993,543</u>	<u>40,216,667</u>

NOTE 6: CASH AND CASH EQUIVALENTS

	2024 \$	2023 \$
Cash at bank and on hand	<u>592,596</u>	<u>3,814,226</u>

Cash at bank earns interest at floating rates based on daily bank deposit rates.

NOTES TO THE CONSOLIDATED FINANCIAL STATEMENTS FOR THE YEAR ENDED 30 JUNE 2024

NOTE 6: CASH AND CASH EQUIVALENTS (continued)

Reconciliation of loss for the year to net cash flows from operating activities

	2024	2023
	\$	\$
Loss for the period	(1,978,787)	(1,059,672)
Depreciation and amortisation	58,932	47,704
Finance cost	3,404	6,203
Share based payments	239,824	228,499
(Increase)/decrease in assets:		
Trade and other receivables	50,638	(29,883)
Increase/(decrease) in liabilities:	(34,317)	-
Trade and other payables (excludes exploration capitalised)	7,592	(6,761)
Net cash used in operating activities	(1,652,714)	(813,910)

Non-cash investing and financing activities

	2024	2023
	\$	\$
Issue of 4.35 million fully paid ordinary shares to Canadian Mining house as stage 2 and 3 consideration shares Lac des Montagnes Project (Refer to Note 8)	331,200	-
Issue of 435,000 fully paid ordinary shares as stage 2 and 3 facilitation fees for the Lac des Montagnes Project (Refer Note 8)	33,120	-
Issue of 4.5 million fully paid ordinary shares to Canadian Mining house as consideration Lac des Montagnes Project Stage 1	-	1,147,500
Issue of 450,000 fully paid ordinary shares as facilitation fees for the Lac des Montagnes Project Stage 1	-	114,750
	364,320	1,262,250

NOTE 7a: PROPERTY, PLANT AND EQUIPMENT

	2024	2023
	\$	\$
<i>Gross carrying amount</i>		
Open Balance	81,872	31,491
Additions	4,990	50,381
Disposals	-	-
Balance at 30 June	86,862	81,872
<i>Accumulated depreciation and impairment</i>		
Open Balance	11,275	1,575
Depreciation expense	20,928	9,700
Disposals	-	-
Balance at 30 June	32,203	11,275
<i>Carrying value</i>		
30 June	54,659	70,597

The useful life of the assets was estimated as follows for 2023:

Plant and equipment 3 years

NOTES TO THE CONSOLIDATED FINANCIAL STATEMENTS FOR THE YEAR ENDED 30 JUNE 2024

NOTE 7b: NON-CURRENT ASSET – RIGHT OF USE ASSETS

	2024 \$	2023 \$
Land and buildings – right of use	66,509	104,514
Less: Accumulated depreciation	(38,004)	(38,005)
	28,505	66,509

The Group leases a building for its offices for a term of 3 years. On renewal, the terms of the lease are renegotiated.

NOTE 8: EARN IN AGREEMENT LAC DES MONTAGNES PROJECT

The Company has entered into a binding agreement (Earn-In Agreement) with 9219-8845 Qc. Inc. (dba Canadian Mining House), Anna Giglio and Steve Labranche pursuant to which the Company may acquire up to an 100% interest in the Lac des Montagnes Lithium Project (Lac des Montagnes Project) in five earn-in stages.

Covering an extensive area of 540 square kilometres, the Lac des Montagnes Project comprises 1,030 mineral claims within the Lac des Montagnes Belt.

Pursuant to the Earn-In Agreement, the Company can acquire up to a 100% interest in the Lac des Montagnes Project in the earn-in stages over a 36-month earn-in period by paying for “Works” (ie. funding of exploration on the Project) and then paying each tranche of consideration (cash and shares) as follows:

Stage	Timing	Cash Consideration(\$CAD)	Consideration Shares	Works (\$CA)	% Interest
1	Upon exercise of Option (i)	120,000	4,500,000		25%
2	6 months after exercise of the Option (ii)	120,000	2,700,000		33%
3	12 months after exercise of the Option (ii)	120,000	1,650,000	500,000	51%
4	24 months after exercise of the Option	120,000	900,000	1,000,000	80%
5	36 months after exercise of the Option	120,000	600,000	1,000,000	100%
	Total	600,000	10,350,000	2,500,000	

(i) Stage 1 was completed in April 2023

(ii) Stage 2 and 3 were completed in October 2023 and April 2024

Stage 1 – Earn-in Agreement 25% (Completed April 2023)

The consideration paid by the Company to the Canadian Mining House (or its nominees) in the current year is as follows:

- 4,500,000 Consideration Shares at a deemed issue price of \$0.255 per share.
- In addition, 450,000 facilitation shares at a deemed issue price of \$0.255 per share were issued to GTT Ventures Pty Ltd as consideration for GTT introducing the Project to the Company.
- \$120,000 CAD in cash consideration (includes initial option fee CAD 50,000)

NOTES TO THE CONSOLIDATED FINANCIAL STATEMENTS FOR THE YEAR ENDED 30 JUNE 2024

NOTE 8: EARN IN AGREEMENT LAC DES MONTAGNES PROJECT (continued)

Stages 2 and 3 were completed in October 2023 and April 2024 with the issue of 4.35 million consideration shares and 435,000 facilitation shares. Stage 4 and 5 have not been reflected in the financial statements. The Company has the right to fund expenditure as noted in the table above, and if it does, it then has the right to pay the consideration for each stage, thus allowing it to accumulate its ownership interest in the Project.

Purchase consideration in the current year and previous year comprises:

	2024	2023
	\$	\$
4,350,000 fully paid ordinary shares	331,200	-
435,000 fully paid share for Facilitation fees	33,120	-
Cash 240,000 CAD	270,973	-
4,500,000 fully paid ordinary shares	-	1,147,500
450,000 fully paid share for Facilitation fees	-	114,750
Cash 120,000 CAD	-	131,771
Total	<u>635,293</u>	<u>1,394,021</u>

NOTE 9: DEFERRED EXPLORATION AND EVALUATION EXPENDITURE

	2024	2023
	\$	\$
Costs carried forward in respect of:		
<i>Exploration and evaluation phase – at cost</i>		
Balance at beginning of period	5,790,760	2,951,881
Assets acquired – Lac des Montagnes (i) Stage 2 and 3	635,293	1,394,021
Exploration expenditure	985,952	1,444,858
Total exploration and evaluation expenditure	<u>7,412,005</u>	<u>5,790,760</u>

(i) This amount relates to the cash consideration plus vendor and facilitation shares as part of the Earn-in agreement to acquire the Lac des Montagnes project In Canada. See Note 8.

The recoupment of costs carried forward in relation to areas of interest in the exploration and evaluation phases is dependent on the successful development and commercial exploitation or sale of the respective areas.

NOTE 10: LIABILITIES

10a: Trade and Payables

	2024	2023
	\$	\$
Trade payables (i)	179,870	444,873
Accruals	18,000	17,500
Payroll provisions/payable	49,763	76,989
	<u>247,633</u>	<u>539,362</u>

(i) Trade payables are non-interest bearing and are normally settled on 30-day terms. Information regarding the interest rate, foreign exchange and liquidity risk exposure is set out in Note 14.

10b: Lease Liabilities

	2024	2023
	\$	\$
Lease Liability – current	31,005	38,596
Lease Liability – non current	-	31,005
	<u>31,005</u>	<u>69,601</u>

Omnia has a lease agreement in place for its office premises in Subiaco. The term of the lease is 3 years. Omnia has adopted AASB 16 whereby the lease conveys a right to use the premises over a 3 year period in exchange for consideration. See Note 7b also.

NOTES TO THE CONSOLIDATED FINANCIAL STATEMENTS FOR THE YEAR ENDED 30 JUNE 2024

NOTE 11: ISSUED CAPITAL

	Number	2024 \$	Number	2023 \$
Ordinary shares issued and fully paid	58,340,611	10,275,517	53,555,611	9,911,197
Total	58,340,611	10,275,517	53,555,611	9,911,197

Ordinary shares entitle the holder to participate in dividends and the proceeds on winding up of the Company in proportion to the number of and amounts paid on the shares held.

On a show of hands every holder of ordinary shares present at a meeting in person or by proxy, is entitled to one vote, and upon a poll each share is entitled to one vote.

Movement in ordinary shares on issue

	2024		2023	
	Number	\$	Number	\$
Balance at beginning of year	53,555,611	9,911,197	37,630,001	6,554,724
Stage 2 & 3 Consideration shares Lac des Montagnes (i)	4,350,000	331,200	-	-
Stage 2 & 3 facilitation shares Lac des Montagnes (ii)	435,000	33,120	-	-
Consideration shares Lac des Montagnes project	-	-	4,500,000	1,147,500
Facilitation shares Lac des Montagnes project	-	-	450,000	114,750
Placement of shares	-	-	10,975,610	2,250,000
Capital Raising Costs	-	-	-	(155,777)
Balance at end of year	58,340,611	10,275,517	53,555,611	9,911,197

(i) Issue of 4,350,000 Consideration Shares at a deemed issue price of \$0.076 per share – Lac des Montagnes Project Canada.

(ii) Issue of 435,000 Facilitation Shares at a deemed issue price of \$0.076 per share – Lac des Montagnes Project Canada

Share options

Unlisted Options	2024		2023	
	Number	\$	Number	\$
Balance at beginning of year	11,600,000	1,038,074	11,600,000	809,575
Management options amortisation (i)	-	152,240	-	228,499
Balance at end of year	11,600,000	1,190,314	11,600,000	1,038,074

(i) Exercise price \$0.25, expiry 28/2/25. Refer to Note 13a for valuation method. The total value of \$457,115 is being brought to account over the vesting period

Listed Options	2024		2023	
	Number	\$	Number	\$
Balance at beginning of year	18,815,000	18,815	-	-
Grant of 1.2 million listed options to staff (i)	1,200,000	60,000	-	-
Loyalty Option Entitlement Issue	-	-	18,815,000	18,815
Balance at end of year	20,015,000	78,815	18,815,000	18,815

(i) Grant of 1.2 million listed options to staff under the Company ESIP valued at market rate on date issued of \$0.05 per option.

NOTES TO THE CONSOLIDATED FINANCIAL STATEMENTS FOR THE YEAR ENDED 30 JUNE 2024

NOTE 12: RESERVES AND ACCUMULATED LOSSES

Reserves

Share based payment reserve

The share based payment reserve is used to record the value of equity benefits provided to employees and directors as part of their remuneration, or to service providers in lieu of cash fees, or consideration for assets acquired.

Movements in reserves were as follows:

Share based payment Reserve	2024	2023
	\$	\$
Opening Balance	1,056,889	809,575
Options granted to Directors/Company Sec (5,000,000 @ \$0.0914) amortised amount	152,240	228,499
Options granted to staff under ESIP (1,200,000 @ \$0.05 per option)	60,000	-
Performance Rights amortisation management (2,250,000). See note 13b	27,584	-
Loyalty Options Entitlement Issue (18,815,000 issued at \$0.001 per option)	-	18,815
Options granted to Directors/Company Sec (5,000,000 @ \$0.0914) amortised amount	-	228,499
Share based payment Reserve closing balance	1,296,713	1,056,889

Accumulated Losses

Movements in accumulated losses were as follows:

	2024	2023
	\$	\$
Balance at beginning of year	(1,731,345)	(671,673)
Net loss for the period	(1,978,787)	(1,059,672)
Balance at end of year	(3,710,132)	(1,731,345)

NOTE 13: SHARE BASED PAYMENTS

13.a Employee Share Options

5 million options were granted to the Directors and Company Secretary under the Company's Employee Incentive Plan in the 2022 financial year.

The following provides a summary of Options in place:

Series 1	Number	Grant date	Expiry date	Exercise price	Fair value at grant date
<u>Directors and Company Sec</u>					
1. Options granted 28/2/22	5,000,000	28/2/2022	28/2/2025	\$0.25	\$0.0914

The total value of \$457,115 is being brought to account over the vesting period.

NOTES TO THE CONSOLIDATED FINANCIAL STATEMENTS FOR THE YEAR ENDED 30 JUNE 2024

NOTE 13: SHARE BASED PAYMENT (continued)

13. b Management Performance rights

2,250,000 Performance Rights were granted to the Directors and the Company Secretary and approved by shareholders at the Annual General Meeting held 16 October 2023.

Subject to the terms and conditions below, each (1) Performance Right is convertible into one (1) fully paid ordinary share in the capital of the Company, upon the following milestones being achieved (Vesting Conditions):

Vesting Condition	Expiry Date	Quantum to convert
Company achieving a VWAP of at least \$0.40 over a period of 20 consecutive trading days	3 years from the date of grant	750,000
Company achieving a VWAP of at least \$0.55 over a period of 20 consecutive trading days	3 years from the date of grant	750,000
Company achieving a VWAP of at least \$0.75 over a period of 20 consecutive trading days	3 years from the date of grant	750,000

Value of Performance Rights

An independent valuation of the Performance Rights was obtained. The valuation methodology used was the Hoadley Trading & Investment Tools ("Hoadley") *Barrier1* valuation model after adjusting the VWAP target using the *HoadleyParisianBarrier* Model. Assumptions used in assessing fair value is provided in the table below:

Valuations assumptions	Class 1 Performance Rights	Class 2 Performance Rights	Class 3 Performance Rights
Number of instruments	750,000	750,000	750,000
Underlying spot price	\$0.081	\$0.081	\$0.081
Exercise Price	N/A	N/A	N/A
Barrier Price	\$0.40	\$0.55	\$0.75
Expected Volatility	85%	85%	85%
Life of Rights (years)	3	3	3
Expected dividends	Nil	Nil	Nil
Risk Free rate	3.95%	3.95%	3.95%
Value per instrument (\$)	\$0.0380	\$0.0300	\$0.0229
Value per tranche (\$)	\$28,519	\$22,471	\$17,190

The total valuation of the Performance Rights is \$68,180. The amortised amount for the period from the date of grant (16 Oct 2023) to 30 June 2024 is \$27,584.

NOTES TO THE CONSOLIDATED FINANCIAL STATEMENTS FOR THE YEAR ENDED 30 JUNE 2024

NOTE 14: FINANCIAL INSTRUMENTS

Capital risk management

The Group manages its capital to ensure that entities in the Group will be able to continue as a going concern while maximising the return to stakeholders through the optimisation of the debt and equity balance.

The capital structure of the Group consists of cash and cash equivalents (no debt) and equity attributable to equity holders of the parent, comprising issued capital, reserves and retained earnings.

None of the Group's entities are subject to externally imposed capital requirements.

Operating cash flows are used to maintain and expand operations, as well as to make routine expenditures such as tax, and general administrative outgoings.

Categories of financial instruments

	2024	2023
	\$	\$
Financial assets		
Cash and cash equivalents	592,596	3,814,226
Receivables	52,972	103,611
Financial and lease liabilities		
Trade and other payables	247,633	245,829
Lease liabilities	31,005	69,601

Financial risk management objectives

The Group is exposed to market risk (including currency risk, fair value interest rate risk and price risk), credit risk, liquidity risk and cash flow interest rate risk.

Market risk

The Group's activities expose it primarily to the financial risks of changes in foreign currency exchange rates, commodity prices and exchange rates.

There has been no change to the Group's exposure to market risks or the manner in which it manages and measures the risk from the previous period.

Liquidity Risk

Management monitors rolling forecasts of the Group's cash reserves on the basis of expected cash flows. The Group's liquidity management policy involves projecting cash flows and considering the level of liquid assets necessary to pay debts as and when they become due and payable.

	Weighted average interest rate	1 year or less	Between 1 and 2 years	Between 2 and 5 years	Over 5 years	Remaining contractual maturities
		\$	\$	\$	\$	\$
Non-interest bearing						
Trade and other payables	-	247,633	-	-	-	247,633
	-	247,633	-	-	-	247,633
Interest-bearing – fixed rate						
Lease Liability	7.0%	31,005	-	-	-	31,005
Total non-derivatives		31,005	-	-	-	31,005

NOTES TO THE CONSOLIDATED FINANCIAL STATEMENTS FOR THE YEAR ENDED 30 JUNE 2024

Interest rate risk management

The Group's exposures to interest rates on financial assets and financial liabilities are confined to variable interest rates on its cash holdings of \$592,596 at reporting date.

Interest rate risk sensitivity analysis

The sensitivity analysis below have been determined based on the exposure to interest rates for both derivative and non-derivative instruments at the balance date and the stipulated change taking place at the beginning of the financial year and held constant throughout the reporting period. A 100 basis point increase or decrease is used when reporting interest rate risk internally to key management personnel and represents management's assessment of the change in interest rates.

At reporting date, if interest rates had been 100 basis points higher or lower and all other variables were held constant, the impact on the net loss and equity would be:

- Net loss would increase or decrease by \$5,926 and equity would increase or decrease by \$5,926

Credit risk management

Credit risk refers to the risk that a counterparty will default on its contractual obligations resulting in financial loss to the Group. The Group has adopted a policy of only dealing with creditworthy counterparties and obtaining sufficient collateral where appropriate, as a means of mitigating the risk of financial loss from defaults. The Group only transacts with entities that are rated the equivalent of investment grade and above. This information is supplied by independent rating agencies where available and, if not available, the Group uses publicly available financial information and its own trading record to rate its major customers. The Group's exposure and the credit ratings of its counterparties are continuously monitored and the aggregate value of transactions concluded is spread amongst approved counterparties. Credit exposure is controlled by counterparty limits that are reviewed and approved by the risk management committee annually.

The Group does not have any significant credit risk exposure to any single counterparty or any Group of counterparties having similar characteristics. The credit risk on liquid funds and derivative financial instruments is limited because the counterparties are banks with high credit ratings assigned by international credit rating agencies.

The carrying amount of financial assets recorded in the financial statements, net of any allowance for losses, represents the Group's maximum exposure to credit risk without taking account of the value of any collateral obtained.

Fair Values

The fair values of the Group's financial assets and liabilities approximate their carrying amounts at reporting date.

NOTE 15: COMMITMENTS AND CONTINGENCIES

Ord Basin and Albany Fraser minerals exploration program

Project	Annual Commitment
Ord Basin Project	\$ 5,279 annual rent and rates \$23,000 minimum spend
Albany Fraser Project	\$17,137 annual rent and rates \$75,000 minimum spend
Lac des Montagnes	As per earn-in agreement (See note 8)

NOTE 16: RELATED PARTY DISCLOSURE

The consolidated financial statements include the financial statements of Omnia Metals Group Ltd and the subsidiaries listed in the following table. Transactions between related parties are on normal commercial terms and conditions no more favourable than those available to other parties unless otherwise stated.

		2024	2023
	Country of incorporation	%	%
Parent Entity			
Omnia Metals Group Ltd	Australia		
Subsidiaries			
Omnia McIntosh Pty Ltd	Australia	100	100
OM1 Metals (Canada) Inc	Canada	100	100

Omnia Metals Group Ltd is the ultimate Australian parent entity and ultimate parent of the Group.

NOTES TO THE CONSOLIDATED FINANCIAL STATEMENTS FOR THE YEAR ENDED 30 JUNE 2024

Key Management Personnel Remuneration

Transactions with Key Management Personnel

Key management personnel remuneration has been included in the Remuneration Report section of the Directors' Report. Total remuneration paid to key management personnel is as follows:

	2024	2023
	\$	\$
<i>Remuneration type</i>		
Short- term employee benefits	249,998	250,000
Post-employment benefits	27,500	26,250
Share based payments	162,824	205,650
Total	<u>440,322</u>	<u>481,900</u>

Loans to Key Management Personnel

There were no loans to Key Management Personnel.

Other transactions and balances with Key Management Personnel

During the financial year the group paid Nova Legal, a company which previous director Chris Zielinski (of which he is a director), fees for legal services of \$101,178.

All transactions were made on normal commercial terms and conditions and were made at market rates.

NOTE 17: PARENT ENTITY DISCLOSURES

Financial position

	2024	2023
	\$	\$
<u>Assets</u>		
Current assets	645,568	3,917,837
Non-current assets	7,495,168	5,927,866
Total assets	<u>8,140,736</u>	<u>9,845,703</u>
<u>Liabilities</u>		
Current liabilities	278,638	577,958
Non-current liabilities	-	31,005
Total liabilities	<u>278,638</u>	<u>608,963</u>
Net Assets	<u>7,862,098</u>	<u>9,236,740</u>
<u>Equity</u>		
Issued capital	10,275,517	9,911,197
Share based payment reserve	1,296,713	1,056,889
Accumulated losses	(3,710,132)	(1,731,346)
Total equity	<u>7,862,098</u>	<u>9,236,740</u>

Financial performance

	2024	2023
	\$	\$
Loss for the period	(1,978,787)	(1,059,672)
Other comprehensive income	-	-
Total comprehensive loss	<u>(1,978,787)</u>	<u>(1,059,672)</u>

Guarantees entered into by the parent entity in relation to the debts of its subsidiaries

Omnia Metals Group Ltd has not entered into any deed of cross guarantee with its wholly-owned subsidiaries during the year ended 30 June 2024.

NOTES TO THE CONSOLIDATED FINANCIAL STATEMENTS FOR THE YEAR ENDED 30 JUNE 2024

NOTE 18: EVENTS AFTER THE REPORTING PERIOD

There have been no other events that have occurred subsequent to year end that are material or unusual in nature that are likely to affect significantly the operations of the Group, the results of those operations, or the state of affairs of the Group in subsequent financial years.

NOTE 19: AUDITOR'S REMUNERATION

The auditor of Omnia Metals Group Ltd is HLB Mann Judd. The Company may decide to employ the auditor on assignments additional to their statutory audit duties where the auditor's expertise and experience with the Group are important.

During the year the following fees were paid or payable for services provided by the auditor of the parent entity, its related practices and non-related audit firms:

Auditors of the Group – HLB Mann Judd and related network firms	2024	2023
	\$	\$
<i>Auditor of the parent entity</i>		
Audit or review of the financial statements	38,182	31,192
	38,182	31,192
<i>Tax compliance services</i>		
Review of tax note and tax return	3,000	2,750
Total services provided by HLB Mann Judd	41,182	33,942

**CONSOLIDATED ENTITY DISCLOSURE STATEMENT
AS AT 30 JUNE 2024**

Entity name	Entity type	Place incorporated/ formed	% of share capital held directly or indirectly by the Company in the body corporate	Tax residency
Omnia Metals Group Ltd	Body corporate	Australia	N/A	Australia
Omnia McIntosh Pty Ltd	Body Corporate	Australia	100%	Australia
OM1 Metals (Canada) Inc	Body Corporate	Canada	100%	Canada/Australia

For personal use only

DIRECTORS' DECLARATION

1. In the opinion of the directors of Omnia Metals Group Ltd (the 'Company'):
 - a. the accompanying financial statements and notes are in accordance with the Corporations Act 2001 including:
 - i. giving a true and fair view of the Group's financial position as at 30 June 2024 and of its performance for the year then ended; and
 - ii. complying with Australian Accounting Standards, the Corporations Regulations 2001, professional reporting requirements and other mandatory requirements.
 - b. there are reasonable grounds to believe that the Company will be able to pay its debts as and when they become due and payable.
 - c. the financial statements and notes thereto are in accordance with International Financial Reporting Standards issued by the International Accounting Standards Board.
 - d. The information disclosed in the attached consolidated entity disclosure statement as set out on page 44 is in accordance with Corporation Act 2001 and is true and correct as at 30 June 2024.
2. This declaration has been made after receiving the declarations required to be made to the directors in accordance with Section 295A of the Corporations Act 2001 for the financial year ended 30 June 2024.

This declaration is signed in accordance with a resolution of the Board of Directors.



Mark Connelly
Non-Executive Chairman

Dated 22 August 2024



INDEPENDENT AUDITOR'S REPORT

To the Members of Omnia Metals Group Ltd

Report on the Audit of the Financial Report

Opinion

We have audited the financial report of Omnia Metals Group Ltd ("the Company") and its controlled entities ("the Group"), which comprises the consolidated statement of financial position as at 30 June 2024, the consolidated statement of profit or loss and other comprehensive income, the consolidated statement of changes in equity and the consolidated statement of cash flows for the year then ended, notes to the financial statements, including material accounting policy information, the consolidated entity disclosure statement and the directors' declaration.

In our opinion, the accompanying financial report of the Group is in accordance with the *Corporations Act 2001*, including:

- (a) giving a true and fair view of the Group's financial position as at 30 June 2024 and of its financial performance for the year then ended; and
- (b) complying with Australian Accounting Standards and the *Corporations Regulations 2001*.

Basis for Opinion

We conducted our audit in accordance with Australian Auditing Standards. Our responsibilities under those standards are further described in the *Auditor's Responsibilities for the Audit of the Financial Report* section of our report. We are independent of the Group in accordance with the auditor independence requirements of the *Corporations Act 2001* and the ethical requirements of the Accounting Professional and Ethical Standards Board's APES 110 *Code of Ethics for Professional Accountants (including Independence Standards)* ("the Code") that are relevant to our audit of the financial report in Australia. We have also fulfilled our other ethical responsibilities in accordance with the Code.

We believe that the audit evidence we have obtained is sufficient and appropriate to provide a basis for our opinion.

Material Uncertainty Related to Going Concern

We draw attention to Note 1(a) in the financial report, which indicates that a material uncertainty exists that may cast significant doubt on the Group's ability to continue as a going concern. Our opinion is not modified in respect of this matter.

Key Audit Matters

Key audit matters are those matters that, in our professional judgement, were of most significance in our audit of the financial report of the current period. These matters were addressed in the context of our audit of the financial report as a whole, and in forming our opinion thereon, and we do not provide a separate opinion on these matters.

hlb.com.au

HLB Mann Judd ABN 22 193 232 714

A Western Australian Partnership

Level 4, 130 Stirling Street, Perth WA 6000 / PO Box 8124 Perth BC WA 6849

T: +61 (0)8 9227 7500 E: mailbox@hbw.com.au

Liability limited by a scheme approved under Professional Standards Legislation.

HLB Mann Judd is a member of HLB International, the global advisory and accounting network.



In addition to the matter described in the *Material Uncertainty Related to Going Concern* section, we have determined the matters described below to be the key audit matters to be communicated in our report.

Key Audit Matter	How our audit addressed the key audit matter
<p>Carrying value of deferred exploration and evaluation expenditure Refer to Note 9</p> <p>The Group has capitalised deferred exploration and evaluation expenditure of \$7,412,005 as at 30 June 2024.</p> <p>We considered this to be a key audit matter due to its materiality, the significant degree of audit effort and communication with management required and its importance to the users' understanding of the financial statements.</p>	<p>Our procedures included, but were not limited to the following:</p> <ul style="list-style-type: none"> - We obtained an understanding of the key processes associated with management's review of the carrying value of deferred exploration and evaluation expenditure; - We considered the existence of any indicators of impairment with respect to the Group's areas of interest; - We obtained evidence that the Group has current rights to tenure of its areas of interest; - We substantiated a sample of additions to exploration expenditure during the year; - We considered whether classification as exploration remained appropriate with respect to the criteria of AASB 6; and - We examined the disclosures made in the financial report.

Other Information

The directors are responsible for the other information. The other information comprises the information included in the Group's annual report for the year ended 30 June 2024 but does not include the financial report and our auditor's report thereon.

Our opinion on the financial report does not cover the other information and accordingly we do not express any form of assurance conclusion thereon.

In connection with our audit of the financial report, our responsibility is to read the other information and, in doing so, consider whether the other information is materially inconsistent with the financial report, or our knowledge obtained in the audit or otherwise appears to be materially misstated.

If, based on the work we have performed, we conclude that there is a material misstatement of this other information, we are required to report that fact. We have nothing to report in this regard.

Responsibilities of the Directors for the Financial Report

The directors of the Company are responsible for the preparation of:

- (a) the financial report (other than the consolidated entity disclosure statement) that gives a true and fair view in accordance with Australian Accounting Standards and the *Corporations Act 2001*; and
- (b) the consolidated entity disclosure statement that is true and correct in accordance with the *Corporations Act 2001*, and



for such internal control as the directors determine is necessary to enable the preparation of:

- (a) the financial report (other than the consolidated entity disclosure statement) that gives a true and fair view and is free from material misstatement, whether due to fraud or error; and
- (b) the consolidated entity disclosure statement that is true and correct and is free from material misstatement, whether due to fraud or error.

In preparing the financial report, the directors are responsible for assessing the ability of the Group to continue as a going concern, disclosing, as applicable, matters related to going concern and using the going concern basis of accounting unless the directors either intend to liquidate the Group or to cease operations, or have no realistic alternative but to do so.

Auditor's Responsibilities for the Audit of the Financial Report

Our objectives are to obtain reasonable assurance about whether the financial report as a whole is free from material misstatement, whether due to fraud or error, and to issue an auditor's report that includes our opinion. Reasonable assurance is a high level of assurance but is not a guarantee that an audit conducted in accordance with Australian Auditing Standards will always detect a material misstatement when it exists. Misstatements can arise from fraud or error and are considered material if, individually or in the aggregate, they could reasonably be expected to influence the economic decisions of users taken on the basis of this financial report.

As part of an audit in accordance with the Australian Auditing Standards, we exercise professional judgement and maintain professional scepticism throughout the audit. We also:

- Identify and assess the risks of material misstatement of the financial report, whether due to fraud or error, design and perform audit procedures responsive to those risks, and obtain audit evidence that is sufficient and appropriate to provide a basis for our opinion. The risk of not detecting a material misstatement resulting from fraud is higher than for one resulting from error, as fraud may involve collusion, forgery, intentional omissions, misrepresentations, or the override of internal control.
- Obtain an understanding of internal control relevant to the audit in order to design audit procedures that are appropriate in the circumstances, but not for the purpose of expressing an opinion on the effectiveness of the Group's internal control.
- Evaluate the appropriateness of accounting policies used and the reasonableness of accounting estimates and related disclosures made by the directors.
- Conclude on the appropriateness of the directors' use of the going concern basis of accounting and, based on the audit evidence obtained, whether a material uncertainty exists related to events or conditions that may cast significant doubt on the Group's ability to continue as a going concern. If we conclude that a material uncertainty exists, we are required to draw attention in our auditor's report to the related disclosures in the financial report or, if such disclosures are inadequate, to modify our opinion. Our conclusions are based on the audit evidence obtained up to the date of our auditor's report. However, future events or conditions may cause the Group to cease to continue as a going concern.
- Evaluate the overall presentation, structure and content of the financial report, including the disclosures, and whether the financial report represents the underlying transactions and events in a manner that achieves fair presentation.



- We communicate with the directors regarding, among other matters, the planned scope and timing of the audit and significant audit findings, including any significant deficiencies in internal control that we identify during our audit.

We also provide the directors with a statement that we have complied with relevant ethical requirements regarding independence, and to communicate with them all relationships and other matters that may reasonably be thought to bear on our independence, and where applicable, actions taken to eliminate threats or safeguards applied.

From the matters communicated with the directors, we determine those matters that were of most significance in the audit of the financial report of the current period and are therefore the key audit matters. We describe these matters in our auditor's report unless law or regulation precludes public disclosure about the matter or when, in extremely rare circumstances, we determine that a matter should not be communicated in our report because the adverse consequences of doing so would reasonably be expected to outweigh the public interest benefits of such communication.

REPORT ON THE REMUNERATION REPORT

Opinion on the Remuneration Report

We have audited the Remuneration Report included within the Directors' Report for the year ended 30 June 2024.

In our opinion, the Remuneration Report of Omnia Metals Group Ltd for the year ended 30 June 2024 complies with Section 300A of the *Corporations Act 2001*.

Responsibilities

The directors of the Company are responsible for the preparation and presentation of the Remuneration Report in accordance with Section 300A of the *Corporations Act 2001*. Our responsibility is to express an opinion on the Remuneration Report, based on our audit conducted in accordance with Australian Auditing Standards.

A handwritten signature in blue ink that reads 'HLB Mann Judd'.

**HLB Mann Judd
Chartered Accountants**

**Perth, Western Australia
22 August 2024**

A handwritten signature in blue ink that reads 'Norman G. Neill'.

**N G Neill
Partner**

CORPORATE GOVERNANCE STATEMENT

The Company's Corporate Governance disclosure is available on the Company's website at:
www.omniametals.com.au

For personal use only

ADDITIONAL SECURITIES EXCHANGE INFORMATION

ASX additional information as at 6 August 2024

Number of holders of equity securities

Ordinary share capital

58,340,611 fully paid ordinary shares are held by 549 individual shareholders.

All issued ordinary shares carry one vote per share.

Options

5 million unlisted options exercise price \$0.25 expiry 28/2/2027

6.6 million unlisted options exercise price \$0.25 expiry 28/2/2025

20.015 million listed options (ASX.OM1O) exercise price \$0.25 expiry 28/2/2025

Distribution of holders of equity securities

	Number of holders (shares)	Fully paid ordinary shares
1 – 1,000	11	715
1,001 – 5,000	85	286,025
5,001 – 10,000	84	725,245
10,001 – 100,000	279	12,069,993
100,001 and over	90	45,258,633
	549	58,340,611

Holding less than a
marketable parcel

107

Distribution of holders of options

	Number of holders	Options
1 – 1,000	4	1,883
1,001 – 5,000	22	90,257
5,001 – 10,000	9	70,370
10,001 – 100,000	91	3,246,593
100,001 and over	62	28,205,897
	188	31,615,000

Substantial shareholders

Ordinary shareholders

	% held	Fully paid ordinary shares Number
BNP Paribas Nominees Pty Ltd	7.17	4,183,135
Citicorp Nominees Pty Limited	6.43	3,749,826

Twenty largest holders of quoted equity securities

Ordinary shareholders	Fully paid ordinary shares		
	Number	Percentage	
BNP PARIBAS PTY LTD	1	4,183,135	7.17%
CITICOPR NOMINEES PTY LIMITED	2	3,749,826	6.43%
MR BEDE LANCE RAMAH	3	2,047,391	3.51%
SYRACUSE CAPITAL PTY LTD <TENACITY A/C>	4	2,036,228	3.49%
CLIVE WATERSON SUPERFUIND PTY LTD	5	1,800,000	3.09%
ALISSA BELLA PTY LTD <THE C&A TASSONE SF NO 2 A/C>	6	1,732,716	2.97%
GTT METALS GROUP PTY LTD	7	1,625,000	2.79%
HSBC CUSTODY NOMINEES (AUSTRALIA) LTD	8	1,503,500	2.58%
MOUNTS BAY INVESTMENTS PTY LTD <CT SUPER FUND A/C>	9	1,475,785	2.53%
BLACK PRINCE PTY LTD	10	1,250,000	2.14%
KCIRTAP SECURITIES PTY LTD <N&P GLOVAC FAMILY A/C>	11	1,206,250	2.07%
PERSEVERANT INVESTMENTS PTY LTD	11	1,206,250	2.07%
SYRACUSE CAPITAL PTY LTD <THE ROCCO TASSONE S/F A/C>	12	1,149,514	1.97%
ANNA-ROSA GIGLIO	13	900,000	1.54%
KSLCORP PTY LTD	14	850,000	1.46%
MR MARCUS STEVEN DING	15	730,833	1.25%
MR INGO APPEL	16	600,000	1.03%
P W HOLDINGS (WA) PTY LTD	16	600,000	1.03%
MURDOCH CAPITAL PTY LTD <GLOVAC SUPERFUND A/C>	17	550,000	0.94%
ANNA-ROSA GIGLIO	17	550,000	0.94%
9219 QC INC DBA CANADIAN MINING HOUSE	17	550,000	0.94%
STEVE LABRANCHE	17	550,000	0.94%
ROMAN HOLIDAY INVESTMENT PTY LTD	18	400,000	0.69%
MARK ANTHONY CONNELLY	18	400,000	0.69%
MR MING YIU KO	18	400,000	0.69%
MISS MELISSA TASSONE	19	385,459	0.66%
YEA-SAYER PTY LTD	20	350,000	0.60%
DAY LIVIN PTY LTD	20	350,000	0.60%
		31,131,887	56.79%

Twenty largest holders of quoted equity securities (Listed options)

Ordinary shareholders		Listed Options Number	Percentage
MR BEDE LANCE RAMAH	1	1,700,000	8.58%
BDGE CAPITAL PTY LTD	2	1,148,742	5.80%
MR KANE ROBERT FREEMAN	3	1,065,000	5.37%
TANGO88 PTY LTD	4	1,010,000	5.10%
GTT METALS GROUP PTY LTD	5	812,500	4.10%
KIMBERLEY MINING PTY LTD	6	760,000	3.84%
MR MARK ANDREW WING YOUNG & MS NOREEN HALLIOM, MR PAUL SIMON HALLIOM	7	623,769	3.15%
STOLEN HOURS ENTERPRISES PTY LTD	8	600,000	3.03%
MR SHAUN GABRIEL FALKSON	9	570,000	2.88%
ALISSA BELLA PTY LTD	10	507,812	2.56%
MR PAUL SIMON HALLION & MR PATRICK MICHAEL HALLION & MS NOREEN MARIE HALLION <HWY INFINITY SUPERFUND A/C>	11	450,000	2.27%
MR NICHOLAS EPSTEIN	12	410,000	2.07%
MRS CHIARA ANTONINA GIUSTINIANO	13	400,000	2.02%
MR OWEN JOHN GORDON	14	340,000	1.72%
DELTONA HOLDINGS PTY LTD	15	315,648	1.59%
MR PAUL DAVID MCKEE	16	305,109	1.54%
MR CHRISTOPHER JOHN DAWS & MRS KYLIE ANNE INNESS-CAMPBELL <THE MOONGOLD SUPER FUND A/C>	17	300,000	1.51%
MR PAUL SIMON HALLION & MR PATRICK MICHAEL HALLION & MISS BRIDGET ANNE HALLION <P S HALLION SUPERFUND A/C>	18	273,694	1.38%
NAVTEK TRACKING PTY LTD	19	269,897	1.36%
MS JOANNE MARIA LIM	20	260,689	1.32%
		12,122,860	61.18%

Company Secretary

Mrs Anna MacKintosh

On-market buy-back

Currently there is no on-market buy-back of the Company's securities

Registered and principal office22 Townshend Road
Subiaco WA 6008**Share registry**Automic Registry
Level 2, 267 St. George's Tce
Perth WA 6000

TENEMENT SCHEDULE

As at 30 June 2024

Tenements held by Omnia Metals Group and subsidiary companies

Tenement	State	Status	Project	Area (km ²)	Holder	Beneficial Interest
E80/5353	Western Australia	Granted	Ord Basin	75.5	Omnia Metals Group Ltd	100%
E80/5630	Western Australia	Pending	Ord Basin	95.2	Kimberley Island Holdings Pty Ltd	100%
EL9784	Northern Territory	Application	Ord Basin	973.2	Omnia Metals Group Ltd	100%
EL24079	Northern Territory	Application	Ord Basin	165.5	Omnia Metals Group Ltd	100%
E39/2238	Western Australia	Granted	Albany-Fraser	65.7	Omnia McIntosh Pty Ltd	100%
E28/3149	Western Australia	Granted	Albany-Fraser	157.2	Omnia McIntosh Pty Ltd	100%
	Canada	Earn-In	Lac des Montagnes	540	Omnia Metals Group Ltd	25%

For personal use only