WIAGOLD

ASX:WIA

30 July 2024

QUARTERLY ACTIVITIES REPORT

for the period ended 30 June 2024

HIGHLIGHTS

Namibia – Kokoseb Gold Project

- **Updated Mineral Resource Estimate: 66 Mt at 1.0 g/t Au for 2.12 Moz (63% increase).**
- **Includes higher grade component of 34 Mt at 1.4 g/t Au for 1.53 Moz.**
- **Mineralisation remains open in every direction and at depth.**
- **Three drill rigs on site focused on increasing quantity and quality of ounces.**
- **Northern Zone drilling returned significant widths and grades, confirming mineralisation remains open at depth, including:**
  - **43.1m at 1.34 g/t Au from 249.4m in KRD180**
  - **22.9m at 1.89 g/t Au from 330.7m in KRD183**
  - **13.2m at 1.88 g/t Au from 380.6m in KRD189**
- **High-grade area between Western Zone and Central Zone showing extensions with results from KDD025 including:**
  - **6.9m at 2.30 g/t Au from 303.8m**
  - **3.5m at 5.27 g/t Au from 313.7m**
  - **7.0m at 5.35 g/t Au from 321.7m**
  - **11.5m at 2.41 g/t Au from 333.4m**
- **Link between Gap Zone and Western Zone highlighted as being sub-parallel (a higher-potential interpretation) with results from KRC194, including:**
  - **9m at 1.69 g/t Au from 75m**
  - **18m at 1.58 g/t Au from 224m**

Côte d'Ivoire – Bouaflé Gold Project

- **10,000m RC drilling program commenced at the Bouaflé Project.**

Corporate

- **Mr Josef El-Raghy appointed Executive Chairman on 18 April 2024.**
- **Mr Scott Funston appointed CFO on 1 July 2024.**
- **A$16.9 million placement successfully completed to focus on further aggressive MRE growth and classification upgrade at the Kokoseb gold discovery.**

For personal use only

130 Hay Street, Subiaco WA 6008
E: info@wiagold.com.au

For personal use only

Wia Gold Limited (ASX: WIA) (**Wia** or the **Company**) is pleased to provide its Quarterly Activities Report for the period ended 30 June 2024. During the Quarter, the primary focus was drilling at the Company's Kokoseb Gold Project (**Kokoseb**) in Namibia and the Bouaflé Project in Côte d'Ivoire.

Approximately 12,615m were drilled during the quarter at Kokoseb, focusing on all zones (Figure 1).

Three drill rigs (2 RC and 1 diamond) are currently in operation at Kokoseb with a focus on both Mineral Resource Estimate (**MRE**) growth (extensional drilling and new zones exploration) and classification upgrade (infill drilling in key shallow areas).

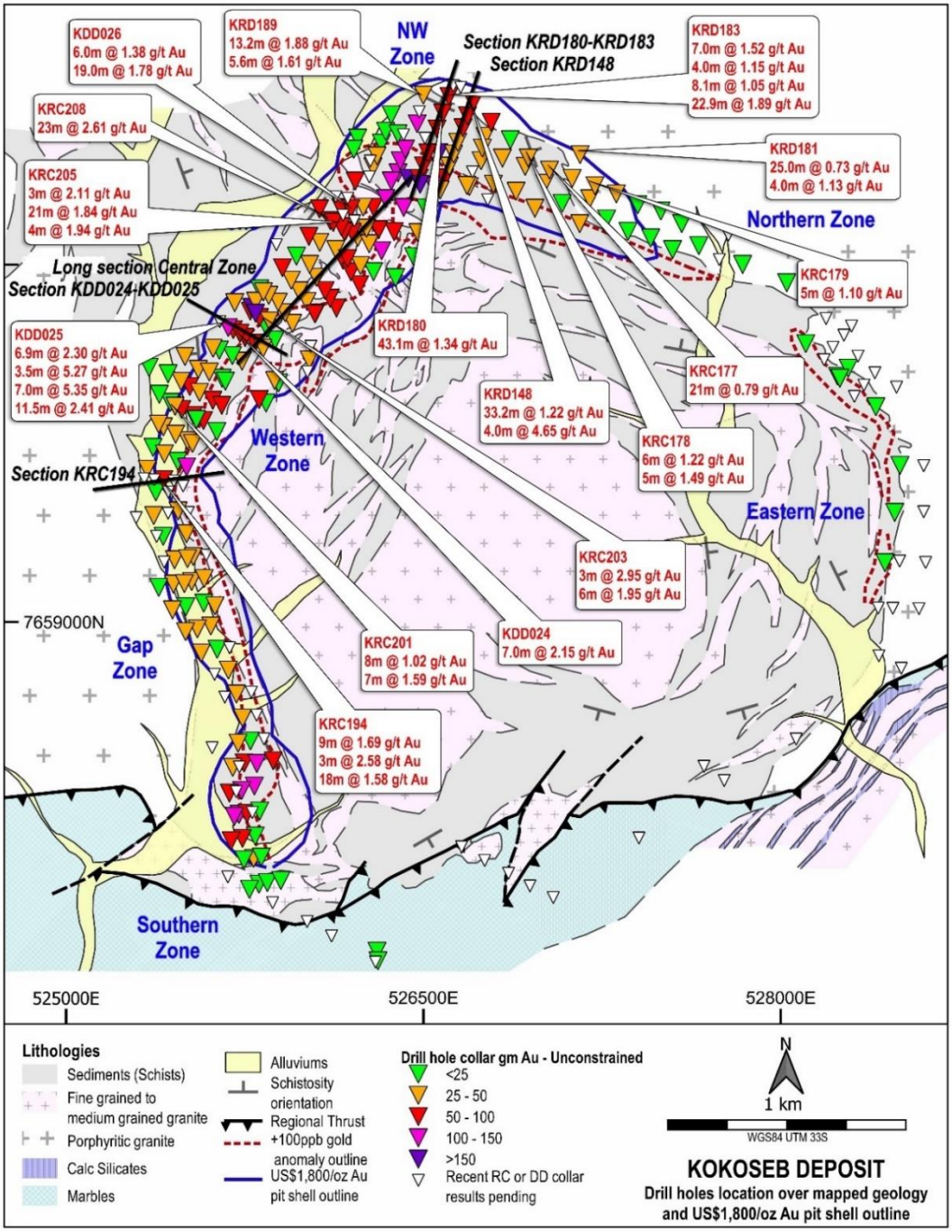

Figure 1 – Drill holes location on Kokoseb geology and US$1,800/oz Au pit shell outline[1], location of all cross sections and significant intercepts on drill holes reported during the quarter[2]

[1] See ASX announcement dated 16 April 2024 for further information on reported updated Kokoseb MRE.

[2] Intercept calculated using 0.5 g/t cut-off grade and 2m max consecutive internal low grade.

For personal use only

EXPLORATION – NAMIBIA (Kokoseb)

Northern Zone drilling at base of current MRE confirms mineralisation remains open at depth

Drillholes **KRD148**, **KRD180 to KRD183** and **KRD189** are diamond tails (RC drilling followed by diamond drilling of the same hole after RC collars) from which results were received post the recent MRE upgrade (Figures 2 and 3). Results returned from these holes confirm that mineralisation remains widely open at depth. RC drillholes **KRC177 to KRC179** were drilled at the base of the MRE.

Significant intercepts from these drillholes at the Northern Zone include:

33.1m at 1.22 g/t Au from 322.4m in KRD148

4.0m at 4.65 g/t Au from 370.3m in KRD148

43.1m at 1.34 g/t Au from 249.4m in KRD180

7.0m at 1.52 g/t Au from 297.0m in KRD183

4.0m at 1.15 g/t Au from 312.2m in KRD183

8.1m at 1.05 g/t Au from 319.2m in KRD183

22.9m at 1.89 g/t Au from 330.7m in KRD183

13.2m at 1.88 g/t Au from 380.6m in KRD189

5.6m at 1.61 g/t Au from 413.6m in KRD189

6m at 1.22 g/t Au from 178m in KRC178

5m at 1.49 g/t Au from 187m in KRC178

5m at 1.10 g/t Au from 178m in KRC179

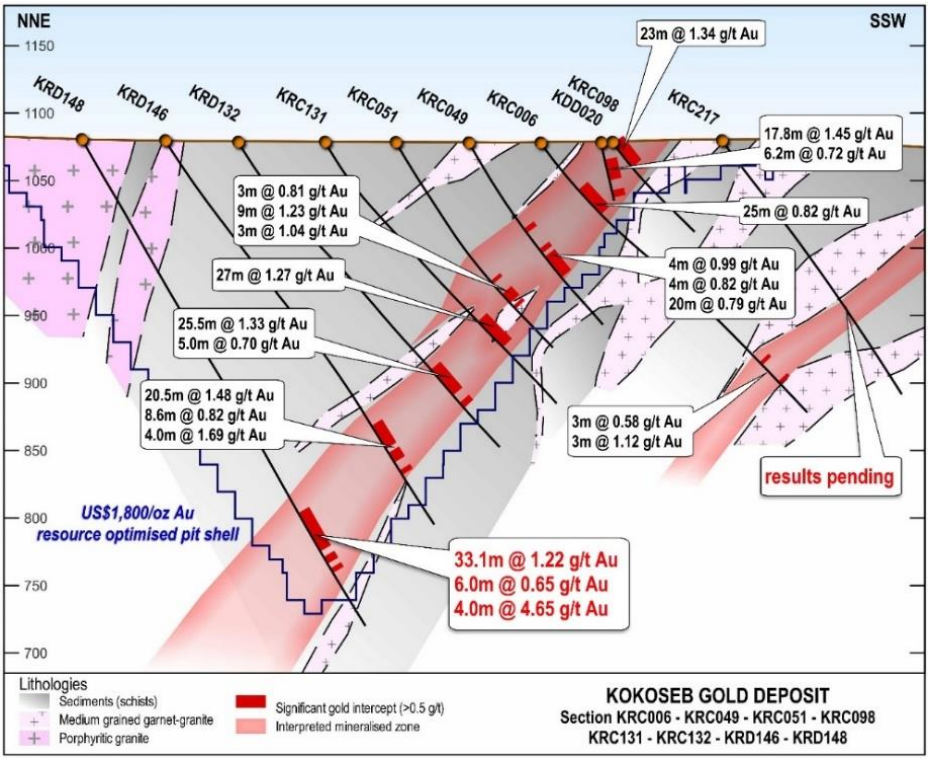

Figure 2 – Drill section including KRD148 at the Northern Zone (intercepts in black previously reported)[3]

[3] See ASX announcements dated 17 October 2022, 15 March 2023, 10 July 2023, 17 October 2023 and 12 Mars 2024.

For personal use only

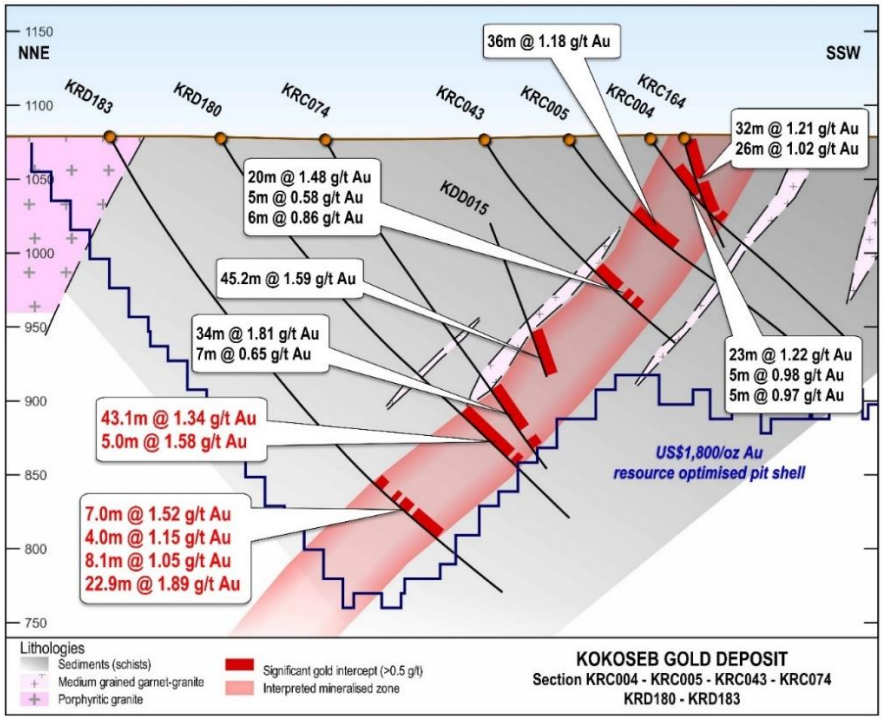

Figure 3 – Drill section including KRD180 and KRD183 at the Northern Zone (intercepts in black previously reported)[4]

High-grade extension confirmed between Western and Central Zones

Drillhole **KDD025** was drilled 50m south of the high-grade intercepts previously returned in KRC086 (including **37m at 9.46 g/t Au**)[5], highlighting continuity in the high-grade shoot (Figure 4). Four significant intercepts were returned in KDD025 including:

6.9m at 2.30 g/t Au from 303.8m

3.5m at 5.27 g/t Au from 313.7m

7.0m at 5.35 g/t Au from 321.7m

11.5m at 2.41 g/t Au from 333.4m

Other results returned from the Western Zone and the Central Zone include the following significant intercepts, all located in the existing MRE area (Figures 4 and 5):

7.0m at 2.15 g/t Au from 186.9m in KDD024

6.0m at 1.38 g/t Au from 216.3m in KDD026

19.0m at 1.78 g/t Au from 237.3m in KDD026

8m at 1.02 g/t Au from 178m in KRC201

7m at 1.59 g/t Au from 198m in KRC201

3m at 2.95 g/t Au from 102m in KRC203

6m at 1.95 g/t Au from 112m in KRC203

21m at 1.84 g/t Au from 198m in KRC205

4m at 1.94 g/t Au from 304m in KRC205

23m at 2.61 g/t Au from 255m in KRC208

[4] See ASX announcements dated 17 October 2022, 15 March 2023, 5 April 2023, 13 December 2023 and 5 February 2024.
[5] See ASX announcement dated 29 May 2023.

For personal use only

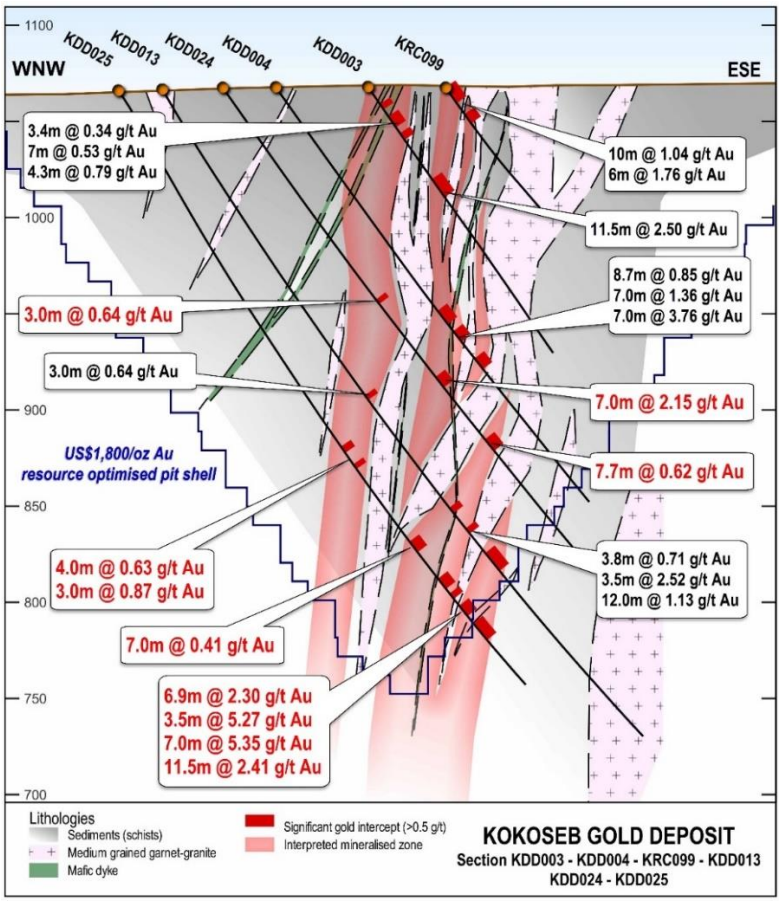

Figure 4 – Drill section including KDD024 and KDD025 (intercepts in black previously reported)[6]

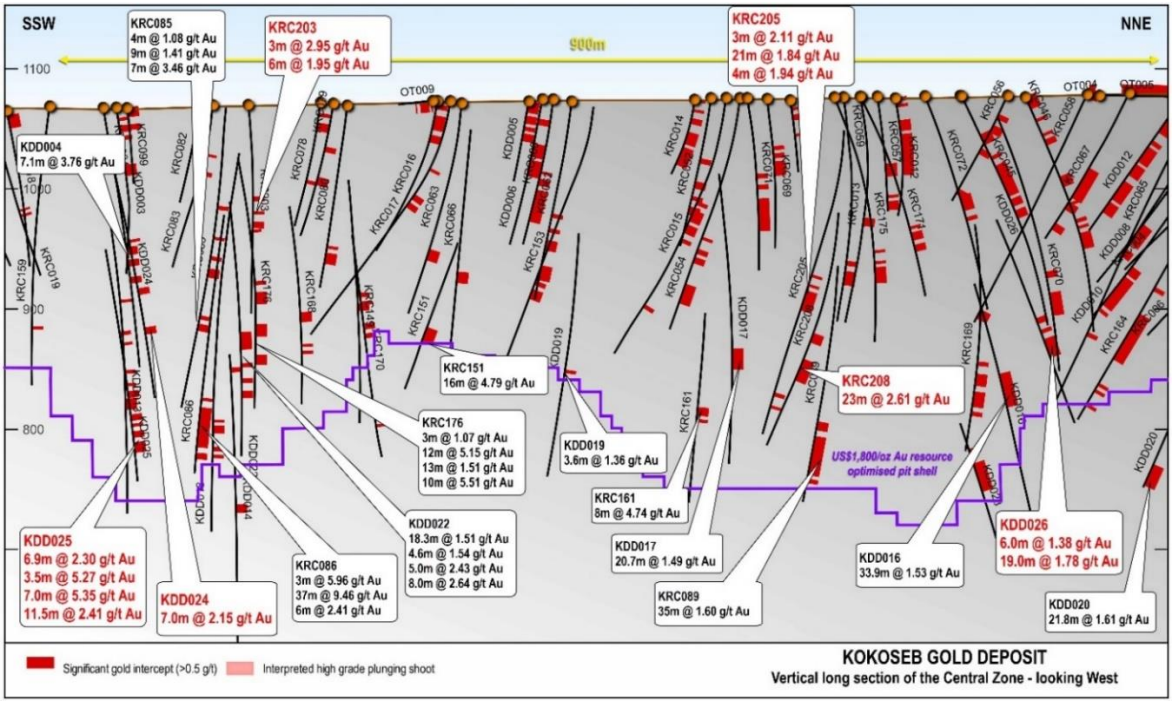

Figure 5 – Vertical long section of the Central Zone; most significant intercepts in context with results reported (intercepts in black previously reported)[7]

[6] See ASX announcements dated 27 July 2022, 10 July 2023, 17 October 2023 and 13 December 2023.
[7] See ASX announcements dated 15 May 2023, 29 May 2023, 17 October 2023, 13 December 2023, 5 February 2024, 12 March 2024 and 11 April 2024.

For personal use only

Link between Gap Zone and Western Zone going sub-parallel

Drillhole **KRC194** tested the junction area between the Gap Zone and the Western Zone, which was interpreted as a "merge". Results show two zones are going sub-parallel in this area (Figure 6), which is expected to lead to a positive impact locally on MRE growth.

Significant intercepts returned include the following:

9m at 1.69 g/t Au from 75m

3m at 2.58 g/t Au from 88m

18m at 1.58 g/t Au from 224m

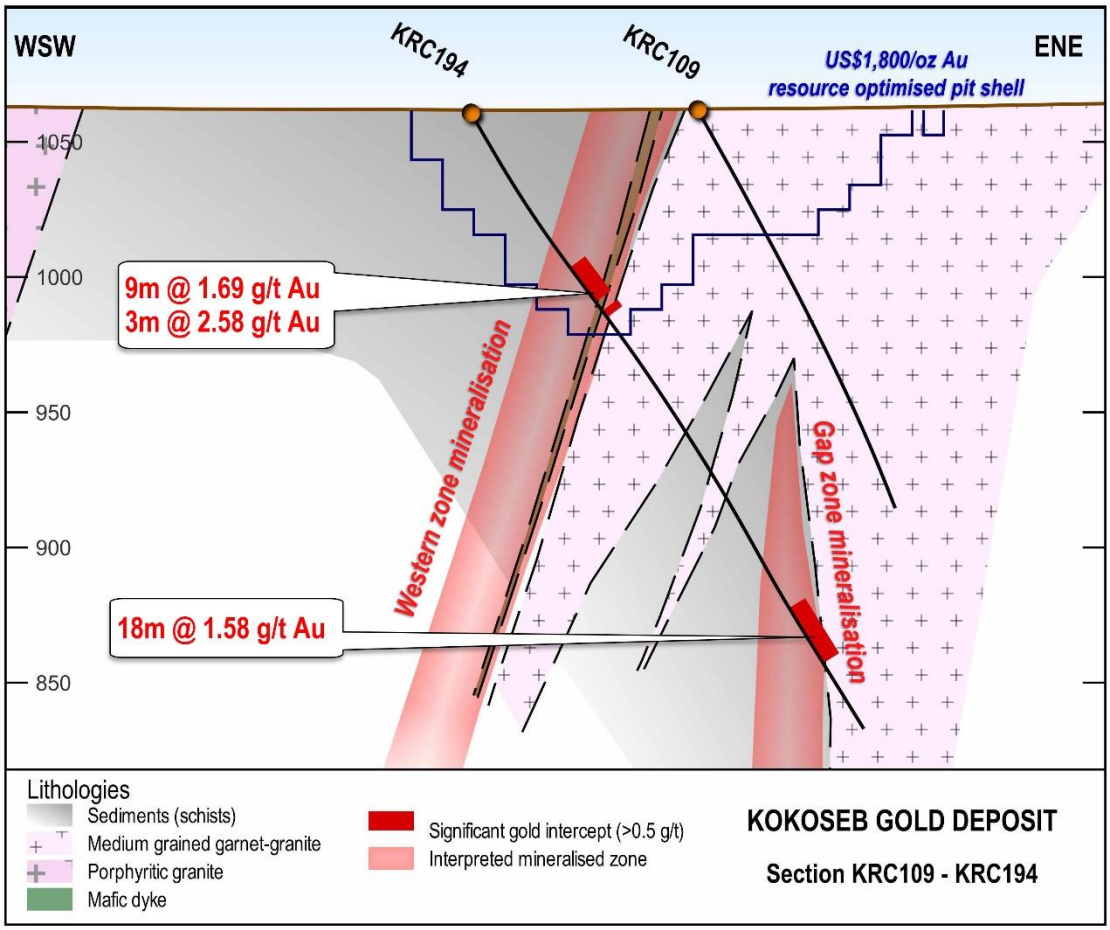

Figure 6 – Drill section including KRC194 at the junction between the Gap Zone and the Western Zone

Kokoseb MRE increased to 2.12 Moz gold

On 16 April 2024, the Company announced an updated MRE for the Kokoseb Deposit, situated on the Company's Damaran Gold Project in Namibia.

The updated Kokoseb MRE is 2.12 Moz at 1.0 g/t gold, at a cut-off grade of 0.5 g/t, including a higher-grade component of 1.53 Moz at 1.4 g/t Au using a cut-off grade of 0.8 g/t Au. Table 1 shows the estimates for a range of cut-off grades. Figure 7 presents an oblique perspective view of the Kokoseb block model. The MRE gold content represents a 63% increase from the maiden May 2023 MRE at 0.50 g/t cut-off[8].

[8] Refer to ASX announcement dated 15 May 2023 titled "Maiden mineral resource estimate at Kokoseb of 1.3 million ounces gold, with significant scope for expansion".

For personal use only

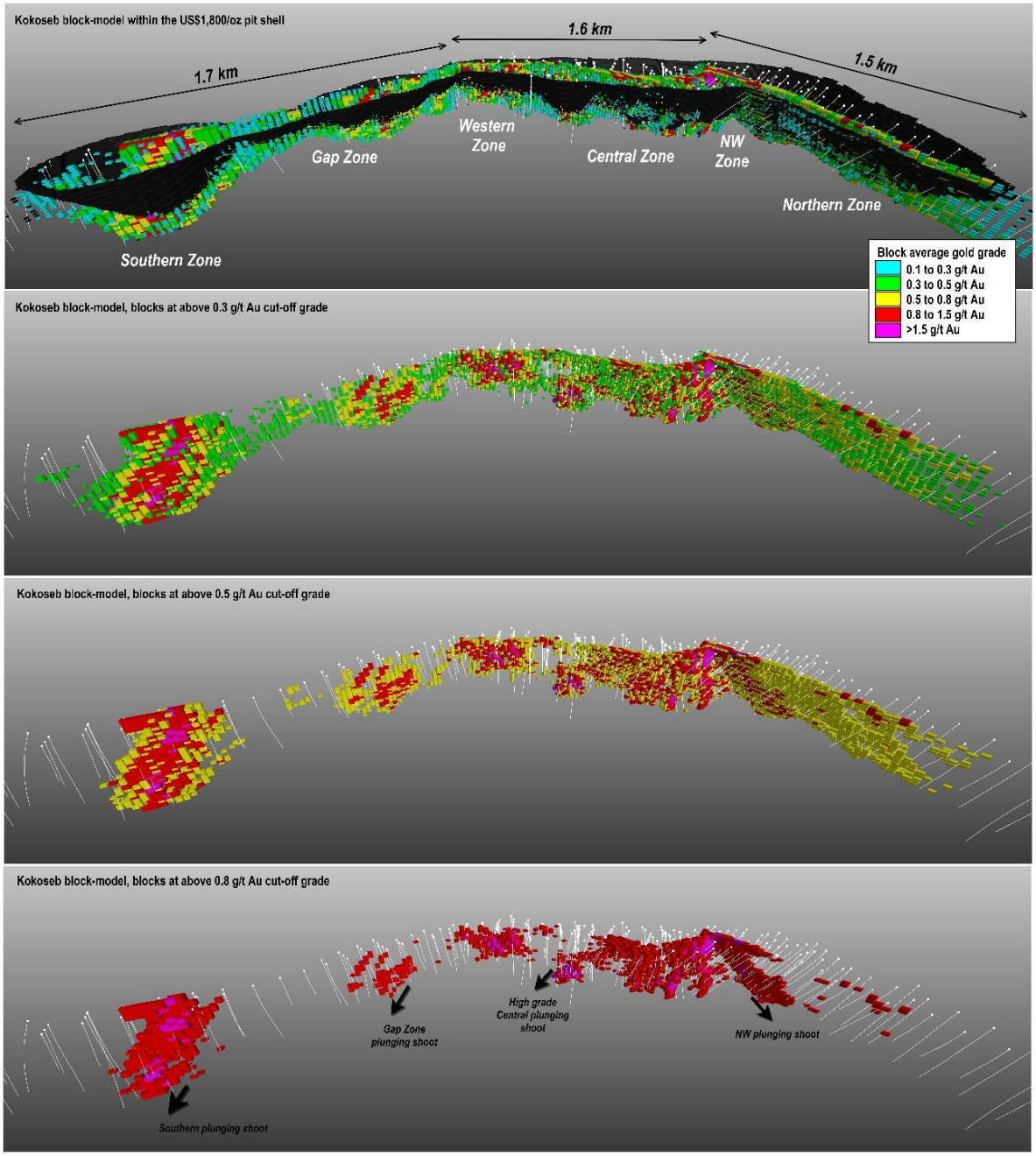

Figure 7 – Perspective view of Kokoseb looking towards the NW showing the block model at selected cut-off grades, completed drilling, the US$1,800/oz pit shell and main mineralised plunging shoots

Pit optimisation of the updated MRE model (constrained at US$1,800/oz gold price) has produced a continuous pit shell along 4.8km strike (Figure 7), with a maximum vertical depth of 370m and a maximum width of 630m at surface. Mineralisation remains open in every direction and at depth.

Wia continues to apply a successful ‘money in the ground’ strategy, having produced this updated MRE at an overall discovery cost to date of US$2.8/oz of contained MRE gold. This cost includes all expenses at the Okombahe exploration licence.

Cut-off Au g/t	Tonnes (Mt)	Au g/t	Au Moz
0.20	130	0.69	**2.88**
0.25	**115**	**0.75**	**2.77**
0.30	100	0.80	**2.57**
0.40	83	0.91	**2.43**
0.50	**66**	**1.0**	**2.12**
0.60	53	1.2	**2.04**
0.80	34	1.4	**1.53**
1.00	23	1.7	**1.26**

Table 1 – Kokoseb Inferred Mineral Resource estimates for selected cut-off grades. The estimates in this table are rounded to reflect their precision. They are based on drilling data available at 4 April 2024. The Competent Person responsible for the data informing the estimates is Pierrick Couderc, Wia Group Exploration Manager. The Competent Person responsible for resource modelling is Jonathon Abbott MAIG, Director of Matrix Resource Consultants Pty Ltd. The Resources are constrained by an optimised pit shell using a metal price of US$1,800/oz and process recovery of 92%.

For personal use only

EXPLORATION – CÔTE D'IVOIRE

Bouaflé Gold Project

RC drilling at Bouaflé during the quarter totalled 1,560m in 10 drillholes (Figure 8).

The ongoing drilling program is planned to systematically test the ten strong mineralised trends previously identified[9] from in-house exploration work and historical results. Each trend represents greater than 1km strike of continuous high-grade gold anomalism in auger, aircore and historical RC drillholes in oxide and fresh material.

An initial 6,000m of drilling is planned, followed by an optional second-phase 4,000m program, dependant on results from targets tested.

[9] See ASX announcement dated 22 January 2024 "Latest aircore results deliver multiple significant mineralised trends at Bouaflé Project".

For personal use only

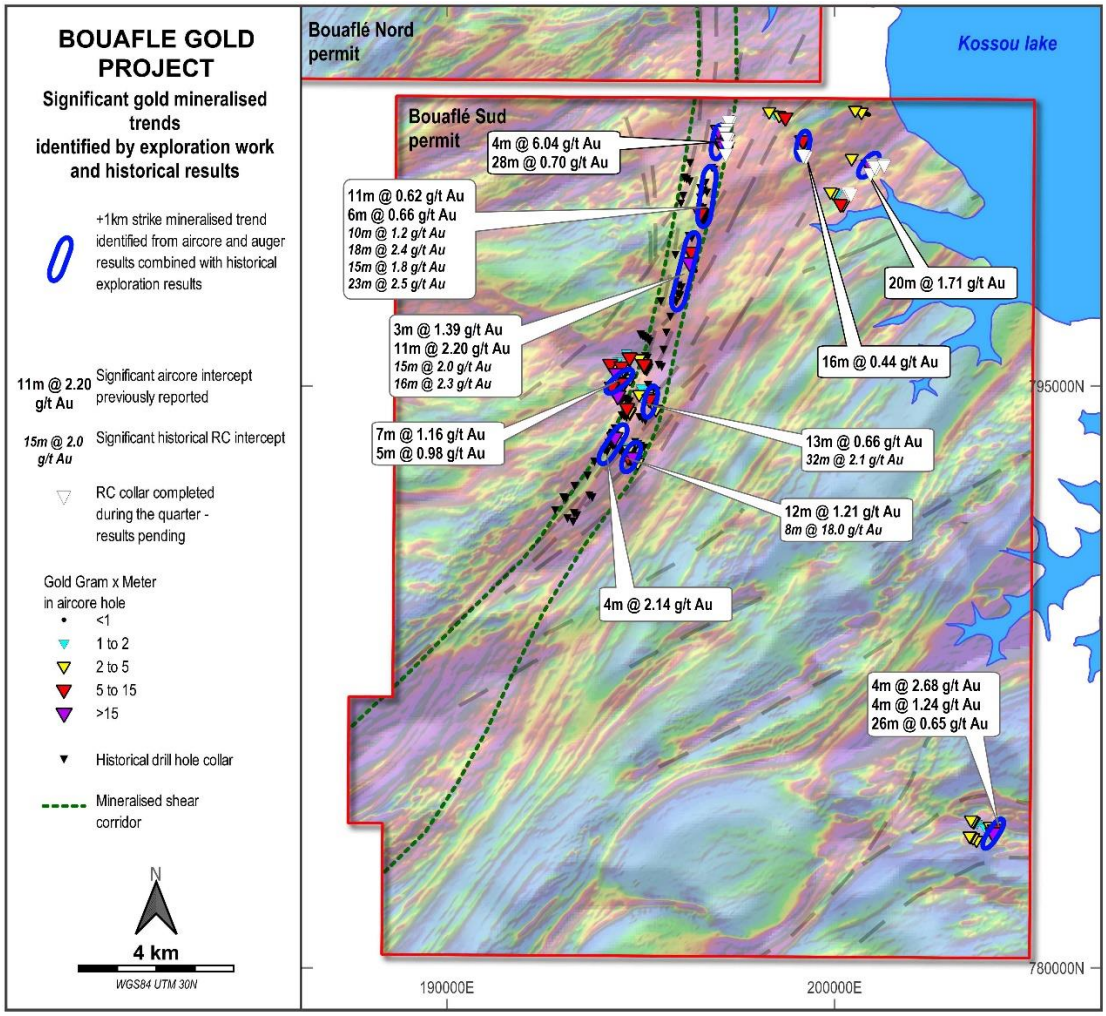

Figure 8 – Identification of 10 significant mineralised trends at the Bouaflé Sud permit; RC drillhole collars completed during the quarter

Issia Gold Project

Auger drilling continued over the soil anomalies during the quarter, totalling 271 holes for 2,182m. Full results of the program are expected during the September quarter.

Detailed field mapping was undertaken at the Mankono Project.

For personal use only

CORPORATE

Josef El-Raghy appointed Executive Chairman

On 18 April 2024, the Company announced the appointment of Mr Josef El-Raghy as Executive Chairman.

Josef previously served as Chairman and CEO of Centamin plc (**Centamin**), a gold mining company that began on the ASX as a junior explorer with a market capitalisation of approximately $20 million. He oversaw the growth of Centamin through exploration, development and into production, where its market capitalisation eventually exceeded $4 billion. This journey included a listing on the LSE and eventual admission to the FTSE 250 index.

To allows Wia's streamlined Board size to be maintained, Mr Steven Michael concurrently resigned as a Non-Executive Director. The Board thanks Steven for his service to the Company over his tenure.

Company Secretary appointment

Mr Matthew Foy was appointed as Company Secretary effective 1 April 2024.

Mr Foy is a highly qualified chartered secretary and a Fellow of Governance Institute Australia. With over 15 years of experience, he brings a wealth of knowledge in public company compliance, ASX Listing Rules, transactions, and governance.

Chief Financial Officer (CFO) appointment

Mr Scott Funston was appointed CFO effective 1 July 2024.

Mr Funston is a qualified Chartered Accountant with more than 20 years' experience in the mining industry and accounting profession. Scott has a broad range of resource industry experience through all facets of the mining cycle from acquisition, exploration, discovery, feasibility, financing, construction and operations. He has proven executive level experience in a number of ASX listed public companies operating in a diverse range of countries and cultures, In particular, he has assisted several resources companies operating in Australia, South America, Asia, USA, and spent several years with African based companies.

Mr Chris Knee resigned from his position as CFO to pursue other opportunities. The Board thanked Mr Knee for his service to the Company since September 2020.

Cash

As at 30 June 2024, Wia held a cash balance of A$15.178 million (excluding trade creditors) and zero debt.

For personal use only

Equity raising and General Meeting

During the quarter the Company advised that it had raised A$16.9 million through the receipt of binding commitments for a placement of 211,250,000 new fully paid ordinary shares in the Company at A$0.08 per share to existing shareholders and sophisticated, professional and institutional investors (**Placement**).

The raised funds will focus on further aggressive MRE growth and classification upgrade drilling at the Kokoseb gold discovery (building both quantity and quality of ounces in parallel), plus broader portfolio exploration activities.

Executive Chairman, Josef El-Raghy, and Non-Executive Director, Mark Arnesen, agreed to subscribe for a total of A$900,000 of the Placement, subject to shareholder approval, which was received at the General Meeting of Shareholders held on 8 July 2024 where all resolutions were passed.

Payments to related parties

During the June Quarter, the Company made payments to related parties of A$30,000, which related to payments for director remuneration.

Information Required Under Listing Rules 5.3.1 and 5.3.2

Evaluation and exploration expenditure during the June Quarter amounted to A$3.397 million. There were no mining production and development activities.

Tenement Interests

The Company's tenement interests as at 30 June 2024 are shown in the table below.

Tenement interests as at 30 June 2024

Tenement	Ownership	Project	Location
EPL6226	100%	Hagenhof	Namibia
EPL4833	51% (80% earn in)*	Katerina	Namibia
EPL8039	51% (80% earn in)*	Katerina	Namibia
EPL7246	51% (80% earn in)*	Katerina	Namibia
EPL4818	51% (80% earn in)*	Okombahe	Namibia
EPL7980	100%	Okombahe	Namibia
EPL6534	90%	Gazina	Namibia
EPL6535	90%	Gazina	Namibia
EPL4953	90%	Gazina	Namibia
EPL8249	51% (80% earn in)*	Hagenhof NE	Namibia
EPL8021 – Application	100%	Owambo	Namibia
EPL8709	100%	Okombahe W	Namibia
PR0844 Bocanda Nord	80%	Bocanda	Côte d'Ivoire
PR0872 Bocanda	80%	Bocanda	Côte d'Ivoire
0886DMICM15/09/2021 Tagba	80%	Bocanda	Côte d'Ivoire
PR0861 Bouaflé South	80%	Bouaflé	Côte d'Ivoire
PR0822 Bouaflé North	80%	Bouaflé	Côte d'Ivoire
0412DMICM20/05/2021 Zenoula	80%	Bouaflé	Côte d'Ivoire
PR0871 Mankono Ouest	80%	Mankono	Côte d'Ivoire
0181DMICM11/08/2017 Mankono East	80%	Mankono	Côte d'Ivoire
0410DMICM19/05/2021 Tieningboue	80%	Mankono	Côte d'Ivoire
0533DMICM09/06/2021 Bouandougou	80%	Mankono	Côte d'Ivoire

Tenement	Ownership	Project	Location
0088DMICM12/02/2021 Dialakoro	80%	Mankono	Côte d'Ivoire
0534DMICM10/06/2021 Kouata	80%	Mankono	Côte d'Ivoire
PR0880 Issia	80%	Issia	Côte d'Ivoire

** The Company has satisfied the requirements to earn an 80% interest, however the shares to reflect that interest have not yet been issued. There were no changes in Company's interests in the above tenements during the quarter.*

Reference to Previous ASX Announcements

In relation to the information in this announcement on the Kokoseb MRE, other than subsequently released drilling results, WIA confirms that it is not aware of any new information or data that materially affects the information included in that announcement dated 16 April 2024. All material assumptions and technical parameters underpinning the estimates in that ASX release continue to apply and have not materially changed.

In relation to the exploration results included in this June Quarterly Activities Report, the dates of which are referenced, the Company confirms that it is not aware of any new information or data that materially affects the information included in those announcements.

This announcement has been authorised for release by the Company's board of directors.

Contact details

Josef El-Raghy
Executive Chairman
+61 8 9420 8270

Michael Vaughan
Fivemark Partners
+61 422 602 720

About Wia's Namibia Projects

Since 2018 the Company has successfully consolidated a very large land position on the Damara belt in central Namibia (the **Damaran Project**). The Damaran Project, which hosts the Kokoseb Deposit, covers a total area of over 2,700km^2 held under joint venture with the state-owned mining company, Epangelo.

The location of the Kokoseb Deposit is shown below.

For personal use only

For personal use only

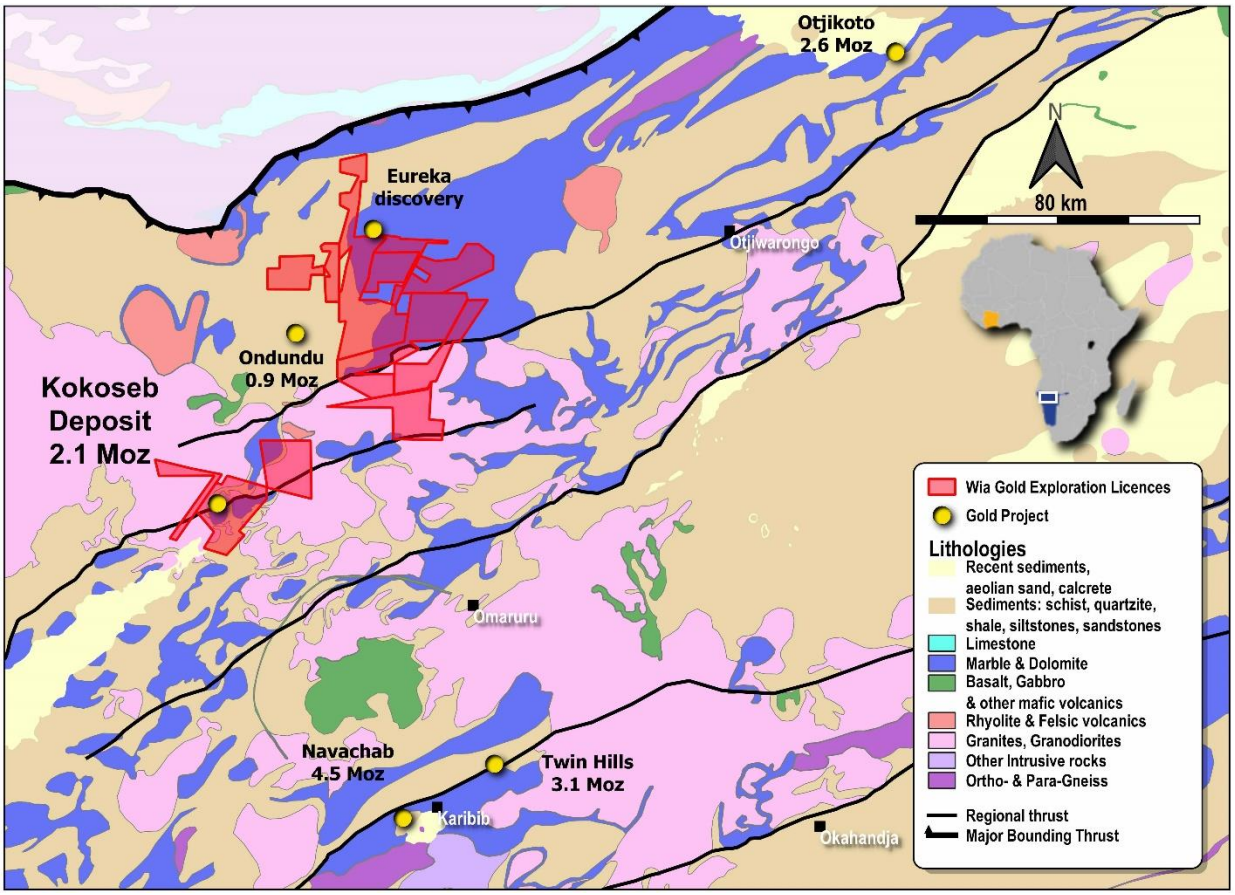

Location of Wia's Kokoseb Gold Project

About Wia's Côte d'Ivoire Projects

The Bouaflé Project comprises two exploration permits – Bouaflé North and Bouaflé South – covering an area of 742km^2. A third permit, Zenoula, is under application.

The Mankono Project includes the Mankono Ouest permit, which covers an area of 379 km^2 and a further five permits under application, Mankono East, Tieningboue, Dialakoro, Bouandougou and Kouata.

The Bocanda Project, comprises two exploration permits: Bocanda North and Bocanda, covering an area of 750 km^2. A third licence, Tagba, is under application.

The Company also holds the Issia exploration permit (PR-880), which covers an area of 375 km^2.

For personal use only

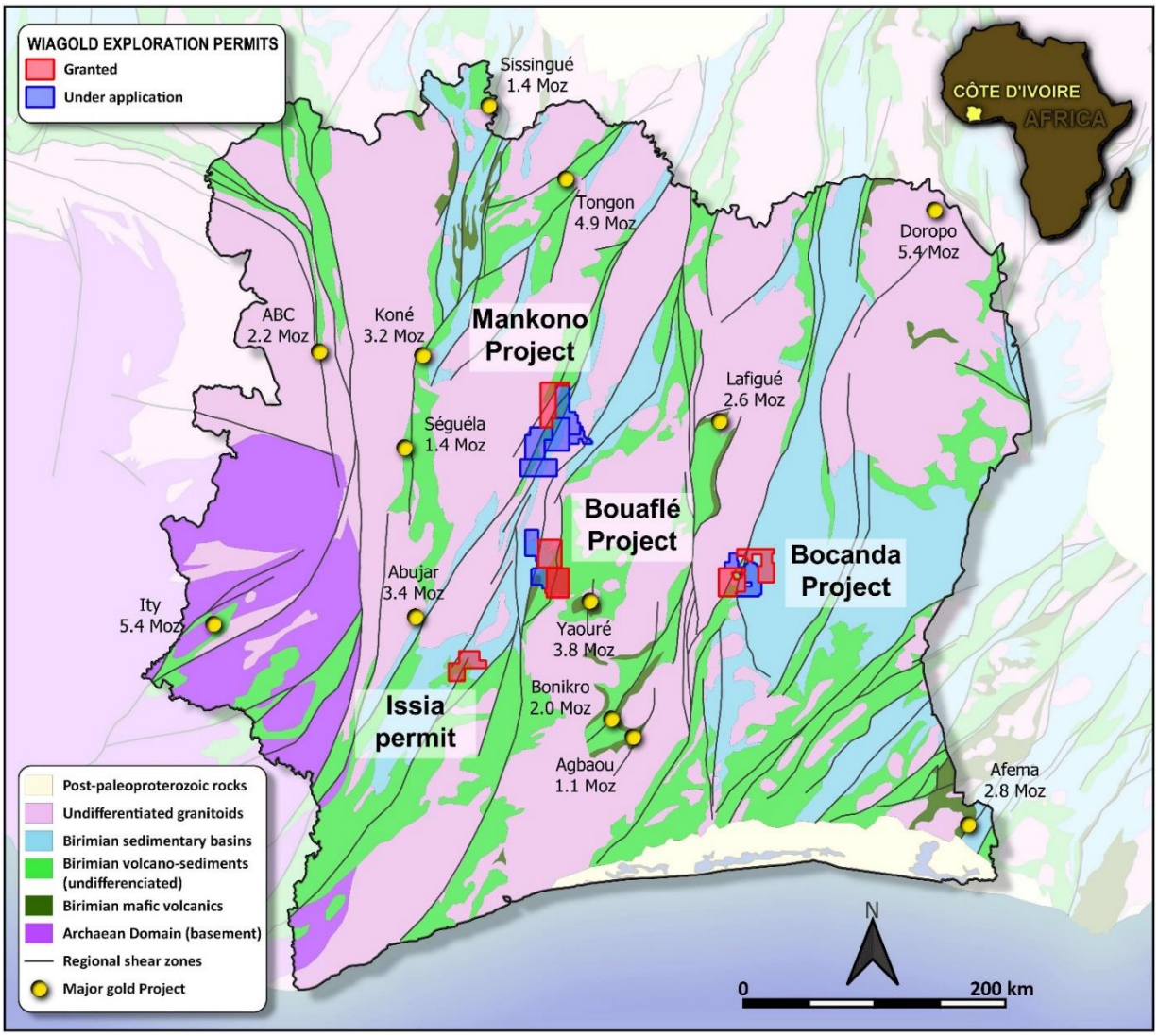

Location of Wia's Côte d'Ivoire Projects

This release includes estimates of Mineral Resources the Company has previously reported to ASX on 16 April 2024. The Company confirms that it is not aware of any new information or data that materially affects the information included in previous announcements (as may be cross referenced in the body of this announcement) and that all material assumptions and technical parameters underpinning the exploration results and Mineral Resource estimates continue to apply and have not materially changed.

Appendix 5B

Mining exploration entity or oil and gas exploration entity quarterly cash flow report

Name of entity

Wia Gold Limited

ABN	Quarter ended ("current quarter")
41 141 940 230	30 June 2024

Consolidated statement of cash flows		Current quarter $A'000	Year to date (12 months) $A'000
1.	**Cash flows from operating activities**		
1.1	Receipts from customers	-	-
1.2	Payments for		
	(a) exploration & evaluation	-	-
	(b) development	-	-
	(c) production	-	-
	(d) staff costs	(131)	(367)
	(e) administration and corporate costs	(456)	(1,046)
1.3	Dividends received (see note 3)	-	-
1.4	Interest received	20	76
1.5	Interest and other costs of finance paid	-	-
1.6	Income taxes paid	-	-
1.7	Government grants and tax incentives	-	-
1.8	Other (provide details if material)	-	-
1.9	**Net cash from / (used in) operating activities**	**(567)**	**(1,337)**

2.	**Cash flows from investing activities**		
2.1	Payments to acquire or for:		
	(a) entities	-	-
	(b) tenements	-	-
	(c) property, plant and equipment	-	(4)
	(d) exploration & evaluation	(3,397)	(10,583)
	(e) investments	-	-
	(f) other non-current assets	-	-

For personal use only

For personal use only

Consolidated statement of cash flows		Current quarter $A'000	Year to date (12 months) $A'000
2.2	Proceeds from the disposal of:		
	(a) entities	-	-
	(b) tenements	-	-
	(c) property, plant and equipment	-	-
	(d) investments	-	-
	(e) other non-current assets	-	-
2.3	Cash flows from loans to other entities	-	-
2.4	Dividends received (see note 3)	-	-
2.5	Other (provide details if material)	-	-
2.6	**Net cash from / (used in) investing activities**	**(3,397)**	**(10,587)**

3.	**Cash flows from financing activities**		
3.1	Proceeds from issues of equity securities (excluding convertible debt securities)	16,000	27,048
3.2	Proceeds from issue of convertible debt securities	-	-
3.3	Proceeds from exercise of options	-	-
3.4	Transaction costs related to issues of equity securities or convertible debt securities	(790)	(1,150)
3.5	Proceeds from borrowings	-	-
3.6	Repayment of borrowings	-	-
3.7	Transaction costs related to loans and borrowings	-	-
3.8	Dividends paid	-	-
3.9	Other (provide details if material)	-	-
3.10	**Net cash from / (used in) financing activities**	**15,210**	**25,898**

4.	**Net increase / (decrease) in cash and cash equivalents for the period**		
4.1	Cash and cash equivalents at beginning of period	3,941	1,216
4.2	Net cash from / (used in) operating activities (item 1.9 above)	(567)	(1,337)
4.3	Net cash from / (used in) investing activities (item 2.6 above)	(3,397)	(10,587)
4.4	Net cash from / (used in) financing activities (item 3.10 above)	15,210	25,898

For personal use only

Consolidated statement of cash flows		**Current quarter $A'000**	**Year to date (12 months) $A'000**
4.5	Effect of movement in exchange rates on cash held	(9)	(12)
4.6	**Cash and cash equivalents at end of period**	**15,178**	**15,178**

5.	**Reconciliation of cash and cash equivalents** at the end of the quarter (as shown in the consolidated statement of cash flows) to the related items in the accounts	**Current quarter $A'000**	**Previous quarter $A'000**
5.1	Bank balances	704	1,166
5.2	Call deposits	14,454	2,755
5.3	Bank overdrafts	-	-
5.4	Other (provide details)	20	20
5.5	**Cash and cash equivalents at end of quarter (should equal item 4.6 above)**	**15,178**	**3,941**

6.	**Payments to related parties of the entity and their associates**	**Current quarter $A'000**
6.1	Aggregate amount of payments to related parties and their associates included in item 1	30
7026.2	Aggregate amount of payments to related parties and their associates included in item 2	-

Fees, salaries and superannuation paid to Directors.

7.	**Financing facilities** *Note: the term "facility' includes all forms of financing arrangements available to the entity.* *Add notes as necessary for an understanding of the sources of finance available to the entity.*	**Total facility amount at quarter end $A'000**	**Amount drawn at quarter end $A'000**
7.1	Loan facilities	-	-
7.2	Credit standby arrangements	-	-
7.3	Other (please specify)	-	-
7.4	**Total financing facilities**	-	-
7.5	**Unused financing facilities available at quarter end**		
7.6	Include in the box below a description of each facility above, including the lender, interest rate, maturity date and whether it is secured or unsecured. If any additional financing facilities have been entered into or are proposed to be entered into after quarter end, include a note providing details of those facilities as well.		

For personal use only

8.	Estimated cash available for future operating activities	$A'000
8.1	Net cash from / (used in) operating activities (item 1.9)	(567)
8.2	(Payments for exploration & evaluation classified as investing activities) (item 2.1(d))	(3,397)
8.3	Total relevant outgoings (item 8.1 + item 8.2)	(3,964)
8.4	Cash and cash equivalents at quarter end (item 4.6)	15,178
8.5	Unused finance facilities available at quarter end (item 7.5)	-
8.6	Total available funding (item 8.4 + item 8.5)	15,178
8.7	**Estimated quarters of funding available (item 8.6 divided by item 8.3)**	3.83

Note: if the entity has reported positive relevant outgoings (ie a net cash inflow) in item 8.3, answer item 8.7 as "N/A". Otherwise, a figure for the estimated quarters of funding available must be included in item 8.7.

8.8 If item 8.7 is less than 2 quarters, please provide answers to the following questions:

8.8.1 Does the entity expect that it will continue to have the current level of net operating cash flows for the time being and, if not, why not?

Answer: N/A

8.8.2 Has the entity taken any steps, or does it propose to take any steps, to raise further cash to fund its operations and, if so, what are those steps and how likely does it believe that they will be successful?

Answer: N/A

8.8.3 Does the entity expect to be able to continue its operations and to meet its business objectives and, if so, on what basis?

Answer: N/A

Note: where item 8.7 is less than 2 quarters, all of questions 8.8.1, 8.8.2 and 8.8.3 above must be answered.

Compliance statement

1 This statement has been prepared in accordance with accounting standards and policies which comply with Listing Rule 19.11A.

2 This statement gives a true and fair view of the matters disclosed.

Date: 30 July 2024

Authorised by: .....Scott Funston - CFO.....
(Name of body or officer authorising release – see note 4)

Notes

1. This quarterly cash flow report and the accompanying activity report provide a basis for informing the market about the entity's activities for the past quarter, how they have been financed and the effect this has had on its cash position. An

entity that wishes to disclose additional information over and above the minimum required under the Listing Rules is encouraged to do so.

2. If this quarterly cash flow report has been prepared in accordance with Australian Accounting Standards, the definitions in, and provisions of, *AASB 6: Exploration for and Evaluation of Mineral Resources* and *AASB 107: Statement of Cash Flows* apply to this report. If this quarterly cash flow report has been prepared in accordance with other accounting standards agreed by ASX pursuant to Listing Rule 19.11A, the corresponding equivalent standards apply to this report.

3. Dividends received may be classified either as cash flows from operating activities or cash flows from investing activities, depending on the accounting policy of the entity.

4. If this report has been authorised for release to the market by your board of directors, you can insert here: "By the board". If it has been authorised for release to the market by a committee of your board of directors, you can insert here: "By the [*name of board committee – eg Audit and Risk Committee*]". If it has been authorised for release to the market by a disclosure committee, you can insert here: "By the Disclosure Committee".

5. If this report has been authorised for release to the market by your board of directors and you wish to hold yourself out as complying with recommendation 4.2 of the ASX Corporate Governance Council's *Corporate Governance Principles and Recommendations*, the board should have received a declaration from its CEO and CFO that, in their opinion, the financial records of the entity have been properly maintained, that this report complies with the appropriate accounting standards and gives a true and fair view of the cash flows of the entity, and that their opinion has been formed on the basis of a sound system of risk management and internal control which is operating effectively.

For personal use only