talga

ASX Release
29 July 2024

ASX:TLG

Quarterly Activities Review

For period ending 30 June 2024

Battery materials and technology company Talga Group Ltd ("Talga" or "the Company") (ASX:TLG) is pleased to report its activities for the quarter ending 30 June 2024.

Commercial and project development

- Vittangi Anode Project FEED study completed with strong results
- Expansion mining study paves way for global scale anode production

Mineral resource development

- SQM partners with Talga on Swedish lithium development
- Vittangi graphite exploration target updated with significant size boost

Product and technology development

- Talga secures ISO certification across current anode operations and R&D
- Intellectual property portfolio grows in parallel to commercial developments
- Talga product development update

Corporate and finance

- Operations visited by US Homeland Security and Swedish Civil Contingencies Agency
- Talga present at significant industry, government policy and institutional events
- Cash balance A$14.1 million as at 30 June 2024

Subsequent to the quarter

- Balance sheet bolstered by A$9.5 million institutional placement
- Talga appoints former Swedish minister Eva Nordmark to Chair of Swedish subsidiary board

---

Talga Managing Director, Mark Thompson, commented: *"During the quarter, Talga made significant progress in preparing for the implementation of the Vittangi Anode Project, while also making advances in our battery material products and divestment of non-core assets. The subsequent capital raise activities will strengthen Talga's financial position as we carry out pre-execution activities for the Anode Project FID, advance the Aero lithium JV with SQM and further expansion studies for our significant graphite anode assets."*

Talga Group Ltd
ABN 32 138 405 419
ASX: TLG

Suite 3.03, Level 3,
46 Colin Street,
West Perth, 6005, Australia

info@talgagroup.com
+61 8 9481 6667

www.talgagroup.com
Talga Group
@Talga_Ltd

For personal use only

For personal use only

Commercial and project development

Vittangi Anode Project FEED study completed with strong results

The Vittangi Anode Project FEED study delivered strong results, marking the completion of a key milestone for Talga's initial 19,500 tonnes per annum ("tpa") integrated battery anode operation (ASX:TLG 15 April 2024). The study outcomes include significant optimisations and refinements to equipment design, customer production process configuration, building footprints and energy use.

Figure 1 *Graphic impression of the Luleå Anode Refinery with Front End Engineering and Design optimisations.*

Highlights include:

- Reduced number of production lines in purification and anode plants, reducing the Luleå Anode Refinery's building footprint and associated HVAC costs.
- A 23% decrease in energy demand across the whole project including the mine.
- Process designs secured to meet customer needs and support Talnode®-C offtake negotiations.
- Updated capital expenditure total of €560m (excluding €39m contingency).

Talga views the outcomes as highly positive given the inflationary macroeconomic forces since the Detailed Feasibility Study in 2021 (ASX:TLG 1 July 2021). With the FEED study delivered, and the initial phase of Luleå Anode Refinery site groundworks completed in January 2024, the refinery is now 'shovel ready'.

Appeals of the mine's Environmental and Natura 2000 permit, approved and granted in April 2023, are currently progressing in the Swedish Supreme Court review process (ASX:TLG 29 September 2023). The Company understands the Court decides cases in sequential order, and the case is moving forward in the queue. To date, Talga has undertaken all reasonable actions available at the various stages of this process to expedite the matter and seek updated status information.

Following finalisation of key mine permit approvals and completion of customer offtake agreements, Talga's board would be in a position to approve a Financial Investment Decision ("FID") on the Vittangi Anode Project. The estimated Project construction timeline, including commissioning, is 18-24 months to first production following FID.

For personal use only

Vittangi expansion mining study paves way for global scale anode production

Talga completed a mining study into the expansion options for the Company's Vittangi Graphite Project in Sweden ("Interim Report") (ASX:TLG 11 June 2024) to produce anode precursor concentrate output up to ~425,000tpa. This work arises from strong long term market outlook for new and secure sources of lithium-ion battery materials.

The Interim Report considers expansion options using an improved underground mining method designed to reduce project footprint and lessen environmental and social impacts. Mine plans support 0.6Mtpa, 1.0Mtpa and 2.0Mtpa Run of Mine ore production from existing Indicated and Inferred* JORC resources of 35.0 million tonnes ("Mt") at 23.8% graphite ("Cg").

There is a low level of geological confidence associated with Inferred mineral resources and there is no certainty that further exploration work will result in the determination of Indicated mineral resources or that the production target itself will be realised.

These expansion pathways would negate the need for multiple open pits and leverage the region's large-scale underground mining fleets, technologies, ancillary industries and skilled workforce.

Figure 2 *Nunasvaara South expansion mine design, with early transition to underground operation from initial Pit 4 open pit.*

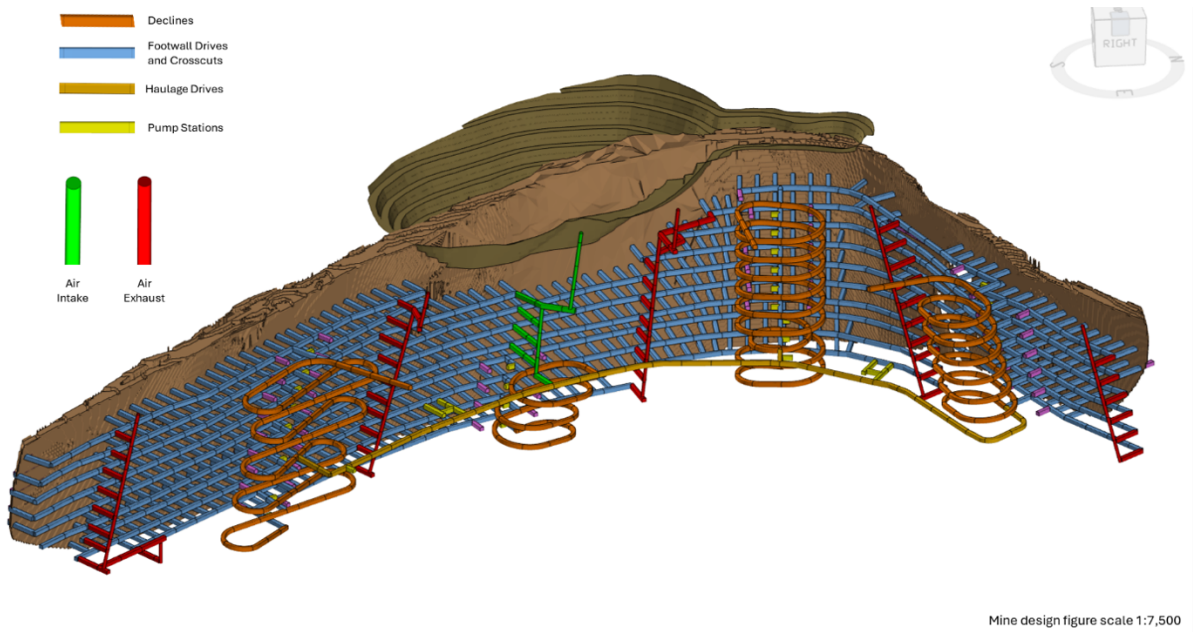

Talga will conduct further environmental and social studies, including a dialogue process with the Vittangi community, indigenous peoples, neighbouring landowners and the local municipality.

The Interim Report forms part of a wider integrated Scoping Study aimed at expanding Talga's initial 19,500tpa anode production of low-emission graphite anode products for lithium-ion battery markets (ASX:TLG 1 July 2021). Talga expects to finalise the Scoping Study in Q4 2024 following completion of downstream anode refinery expansion studies.

Anode refinery expansion options will consider expanded Talnode®-C production and incorporation of Talga's proprietary anode graphite recycling technology to capture economies of scale whilst supporting customer demand and compliance with more stringent regulatory frameworks.

For personal use only

Mineral resource development

Agreement with SQM for Aero Lithium Project

World-leading lithium mining and producer Sociedad Química y Minera de Chile S.A. (“SQM”) entered into an Earn-in Agreement (“Agreement”) for development and exploration of Talga’s Aero Lithium Project (“Aero”) in Sweden (ASX:TLG 21 June 2024). This agreement builds on Talga’s non-core mineral asset divestment strategy and SQM’s strategic intent to expand into new and promising jurisdictions.

Under the binding Agreement, Talga has granted SQM the right to sole fund exploration expenditure of up to US$19.0m in three stages over the next 7 years on Aero for up to a 70% ownership interest in the project. Talga will be paid a management fee for each stage of the potential earn-in arrangement, and a success fee if a decision to mine on Aero is made. Talga retains all rights and obligations in relation to graphite minerals within Aero.

SQM has completed extensive due diligence on Aero including site visits, and under the Agreement the parties may agree to collaborate on potential new lithium areas and projects in Sweden. The Agreement is subject to Swedish foreign direct investment clearance. Key terms of the Agreement are set out in the ASX announcement lodged in June 2024 (ASX:TLG 21 June 2024).

Figure 3 *View of outcrops within Aero Lithium Project showing flat lying nature of pegmatite.*

For personal use only

Vittangi graphite exploration target boosted

During the period Talga updated the Vittangi graphite JORC Exploration Target to underpin the Company's growth strategy, identify long-term production potential and potentially extend mine life of the options outlined in the recently announced mining study (ASX:TLG 11 June 2024).

As a result, the Vittangi graphite JORC Exploration Target increased to 240-350Mt at 20 - 30%Cg* (excluding the current Mineral Resource of 35.0Mt at 23.8%Cg) (ASX:TLG 16 May 2024). This is a significant increase from the previous 170-200Mt at 20-30%Cg (ASX:TLG 17 September 2020) target.

** Note that the potential quantity and grade of the Exploration Target is conceptual in nature, there has been insufficient exploration to estimate a Mineral Resource and it is uncertain if further exploration will result in the estimation of a Mineral Resource*

The work entailed compilation of new and updated data from diamond core drilling, SkyTEM and ground TEM geophysical surveys, recent geological and structural mapping, deposit-scale interpretation, topographic surveys and Leapfrog modelling.

Table 1 *2024 Vittangi Graphite Project Exploration Target.*

2024 Exploration target Vittangi Graphite Project		
Tonnage range (low-high)	240Mt	350Mt
Grade range (low-high)	20%Cg	30%Cg

Staged exploration activities have been proposed to test and develop the 2024 Vittangi Exploration Target, with an aim to move the Exploration Target to a Mineral Resource Estimate for future studies.

Figure 4 *3D perspective of updated Vittangi Graphite Project Exploration Target, conservative approach based on proposed exclusion zones for waterways and infrastructure.*

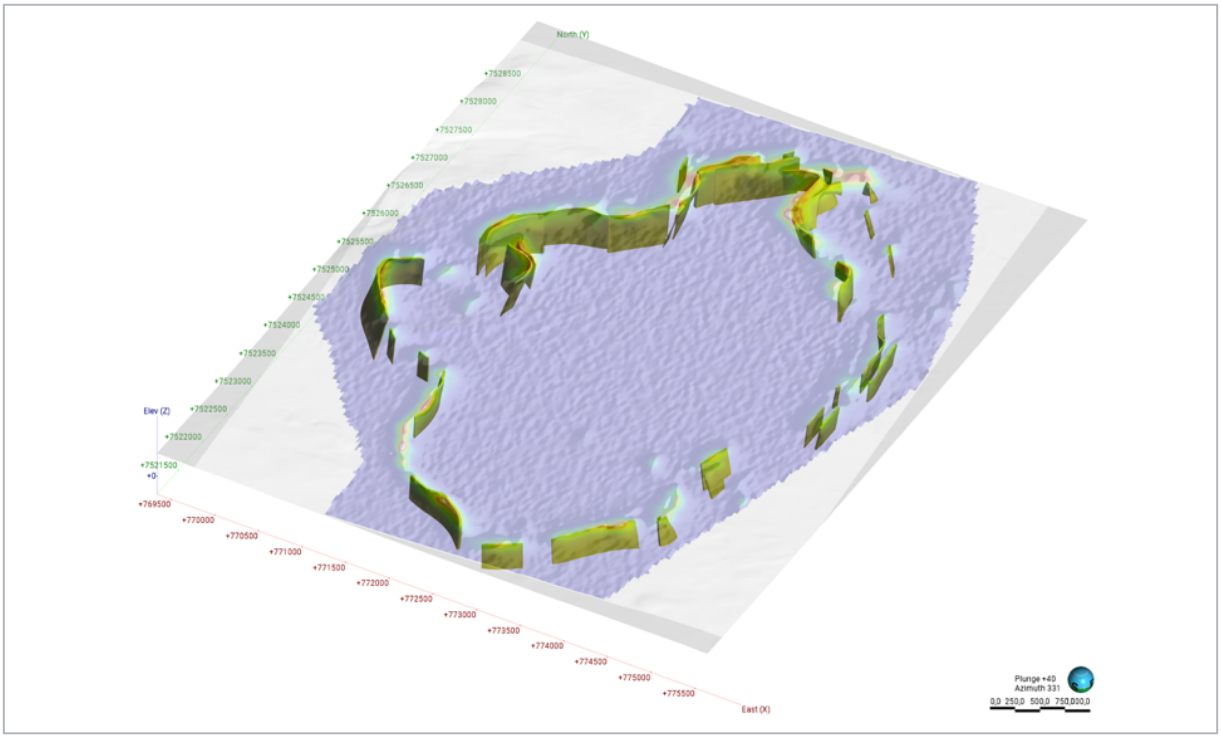

For personal use only

Product and technology development

Talga gains significant ISO certifications

As part of Talga's commitment to a broad quality assurance program and globally recognised standards, the Company has secured ISO 45001, ISO 9001 and ISO 14001 certifications for its pilot production and R&D facilities in Germany, the UK and Sweden. Talga already secured ISO 14001 certification for its Electric Vehicle Anode plant in 2022 (ASX:TLG 19 October 2022).

Completion of these audits finalises Talga's ISO certification extension program across Sweden, Germany and UK for quality, health and safety and environmental management. This is a significant milestone for the Company and a key step towards preparing for commercial production.

The ISO 45001:2018 certification specifies requirements for an occupational health and safety (OH&S) management system and provides a framework to manage risks and improve OH&S performance.

The ISO 9001:2015 certification is a globally recognised standard for quality management, and is a requirement of most large automotive, electronic, appliance and coating customers as part of their procurement processes for new suppliers.

The ISO 14001:2015 certification provides a framework to design and implement an environmental and social management system ("ESMS"). Talga's ESMS covers safe use, management and transport of chemicals, waste, and dust; safety procedures for emergencies; ongoing monitoring and auditing; and commitment and active support from leadership.

In addition, Talga is progressing ISO 27001:2022 certification that provides guidance for establishing, implementing, maintaining and continually improving an information security management system.

Figure 5 *Inside Talga's research and development facility in the UK and EVA plant in Luleå, Sweden.*



Intellectual property portfolio grows to underpin commercialisation

Talga provides an update on its Intellectual Property ("IP") strategy, which serves to underpin the commercialisation of the Company's various battery material and graphene products. The IP strategy includes capture and codification of Talga's significant know-how and trade secret knowledge, as well as securing formal IP rights for key products and processes developed by the Company.

Recent patent applications are directed at technology developed in-house for purification processes relating to both Talnode®-C production, as well as a recycled graphite anode product. Talga has also filed patent applications for aspects of the development process for Talnode®-Si.

Talga now has over 65 patents and patent applications across 16 active patent families. The Company's IP portfolio currently covers multiple key jurisdictions, including Australia, the US, Europe, Great Britain, Japan, South Korea and China. In addition, the Company has a portfolio of over 45 individual trade mark applications across seven active trademark families, covering multiple jurisdictions and a range of relevant goods and services.

For personal use only

Product development update

Talga's dedicated R&D team is continuing development, testing and optimising of the next generation of Talnode® products at its facilities in Cambridge, UK, Rudolstadt, Germany, and Luleå, Sweden. As a fully integrated battery materials and technology company working closely with customers, Talga remains focused on product development programs and diversification of our product range to match customer technology roadmaps for the future.

Talga's next generation Talnode® products are designed to offer higher energy density, exceptional durability and fast charging capabilities at a competitive cost. The demand for these products is steadily increasing in the Stationary Storage (ESS), smaller devices (3C) and E-mobility (EV) markets across Europe and globally.

The latest iteration of Talnode®-Si is currently being manufactured at Talga's German pilot plant, with larger scale development at the Swedish Electric Vehicle Anode plant. Marketing efforts underway are aimed at sales and partnership agreements to support potential commercial development initiatives. Benchmark Minerals Intelligence have reported on new capital commitments and capacity expansions signalling a change in the sentiment around mass adoption of silicon anodes. Talga is well placed to commercialise into this trend.

Furthermore, Talga's R&D team has achieved innovation success in creating anode products using recycled battery feedstock (Talnode®-C Recycled Series). In-house battery cell testing is currently in progress and early customer development is indicating great potential. Evaluation of the feasibility of anode production from spent battery graphite is progressing as the use of recycled battery materials aligns with legislative targets set for auto OEMs and battery makers.

Additionally, development of graphene-based products for numerous industrial applications continues, with a focus on near term customer demand and co-funded programs.

Figure 6 *Visualisation of Talga graphite purification and coating technology opportunity to convert used black mass or production scrap graphite into new lithium-ion battery anode material.*

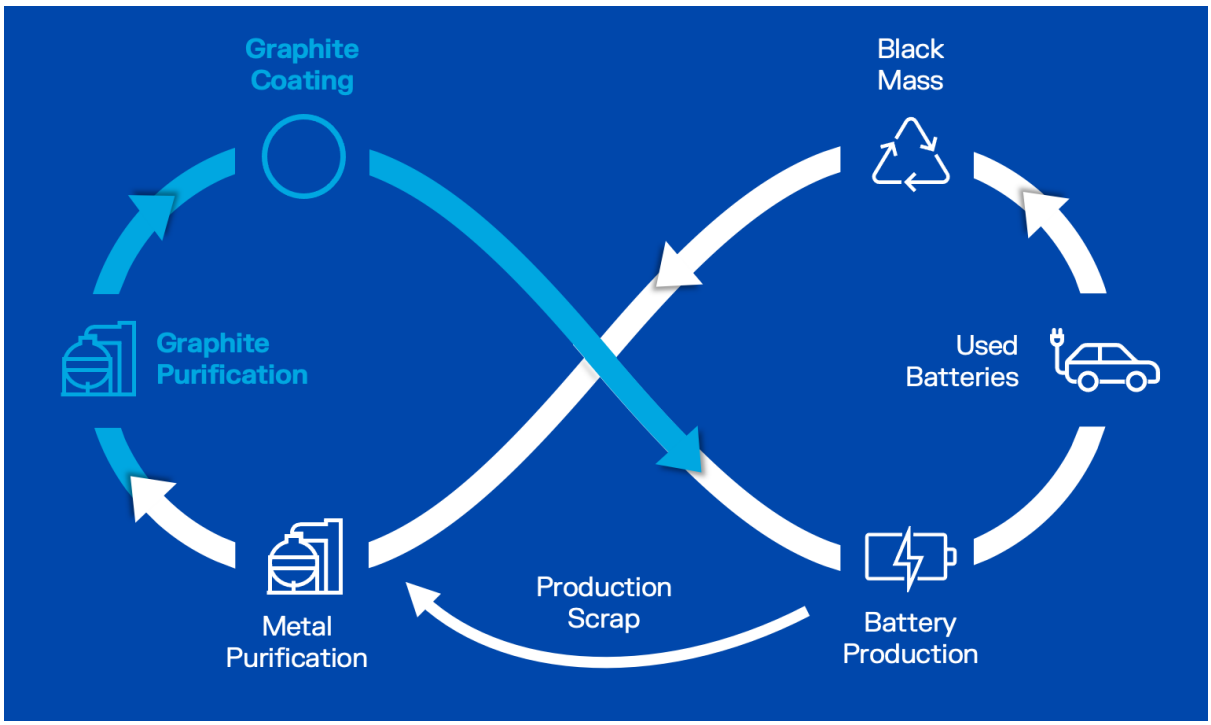

For personal use only

Corporate and finance

Talga appoints new Chair for Swedish subsidiary board

Talga was pleased to appoint Eva Nordmark as Chair of the Board of Directors for Talga AB, Talga Group's Swedish subsidiary (ASX:TLG 2 July 2024). Ms Nordmark, who joined the Talga AB board in December 2023, has previously served as the Swedish Minister of Employment and Gender Equality.

Before assuming her role as a Minister in two consecutive cabinets, Ms Nordmark held the position of President of the Swedish Confederation of Professional Employees (TCO) and also served as a member of the Swedish Parliament. The appointment comes as Talga Group's Vittangi Anode Project transitions from advanced pre-production to the next stages of execution and operation.

Talga AB's departing Chair is Per-Erik Lindvall, who joined the Board in 2021. Under Mr Lindvall's leadership, Talga Group was granted environmental permits for both its Nunasvaara South graphite mine (ASX:TLG 6 April 2023) and Luleå Anode Refinery (ASX:TLG 22 June 2023), and progressed front-end engineering for the Vittangi Anode Project (ASX:TLG 15 April 2024).

Visit by high-level US/Swedish delegation

In June 2024, the Company hosted a high-level delegation of representatives from the US Department of Homeland Security and Swedish Civil Contingencies Agency at the Electric Vehicle Anode plant in Luleå, northern Sweden.

The delegation was part of an annual bilateral leadership meeting between the two agencies, and included a two-part roundtable about the pivotal role northern Swedish industry plays in the green transition with the DHS and Swedish delegations, Swedish industry partners, and academia that focused on efforts to de-risk supply chains.

The EVA plant has been invaluable in showcasing the advanced stage of the Vittangi Anode Project and Talga's technology. As Europe's first lithium-ion battery anode plant, it has attracted a wide range of visitors, including high level Swedish politicians and EU policy makers, and has demonstrated the progress of Talga's operations to local stakeholders in addition to successfully producing commercial samples for battery makers and automotive OEMs.

Figure 7 *Dr. Dimitri Kusnezov, Under Secretary for Science & Technology at the Department of Homeland Security; Director General Charlotte Petri Gornitzka, MSB (Swedish Civil Contingencies Agency); Martin Phillips, CEO, Talga Group; Dr Anna Motta, CTO, Talga Group.*

For personal use only

Market update

Graphite anode markets experienced significant growth throughout the quarter, driven by continued adoption of Li-ion batteries across EV, ESS and 3C markets. Li-ion battery sales for H1 2024 are up 23% on the same period in 2023, even including the annual Q1 seasonal decline.

The sales data reflects continued increases in global battery consumption, with slowing of EV sales in some markets partly offset by higher growth in ESS markets. Approximately 20% growth in Li-ion battery sales is forecast over the next year[1]. This growth will continue to drive demand in the battery material market specifically for anode and anode-precursors compared to industrial flake graphite.

Figure 8 *Quarterly lithium-ion battery demand by region, showing seasonal growth cycles.*

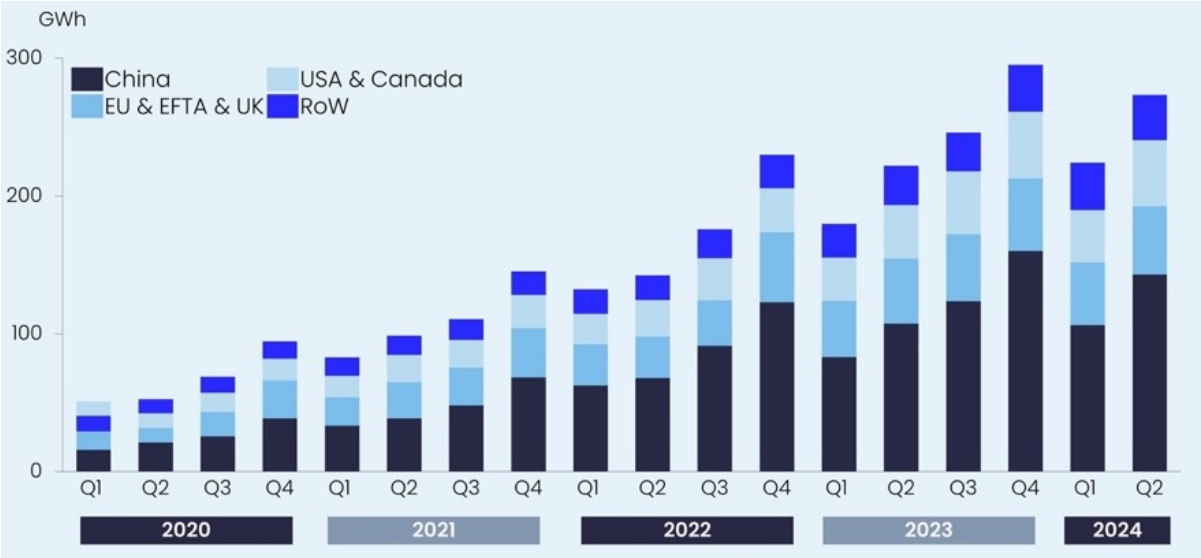

While continued supply overcapacity in graphite anode markets in China is driving low graphite anode material prices, a potential supply deficit and higher graphite anode prices may be expected to develop. This is indicated by utilisation rates at synthetic graphite anode facilities continuing to increase, with the big four producers reaching 97% in April up from 56% in February. Furthermore, European prices for Chinese flake graphite remain at a premium due to high shipping costs and the impact of Chinese graphite export controls, growing trade restrictions and tariffs.

Trade and geopolitical update

In Europe, the Critical Raw Materials Act came into force last quarter. The aim is for self-reliance in critical raw material value chains, imposing a 2030 benchmark for domestic capacities of at least 40% of the EU's annual consumption for processing and 10% of the EU's annual consumption for extraction of strategic raw materials, including natural battery grade graphite. Currently the EU has less than 1% of the natural graphite processing capacity required by 2030 in Europe.

The quarter saw various government policy announcements related to Chinese products within the EV and battery industry. The US increased tariffs on Chinese EVs from 25% to 100% and removed the exemption on anode materials (resulting in a 25% tariff). The tariff on natural graphite will increase from zero to 25% in 2026. In the EU, additional tariffs of up to 48% have been put in place provisionally on all Chinese EV imports from 4 July 2024.

Talga continues to engage with automotive companies and cell makers in both Europe and the US, with customer negotiations for Talnode®-C, Talnode®-C Recycled Series and Talnode®-Si (encompassing offtakes, technology ventures and strategic investments) progressing.

[1] Rho Motion Q2 2024 Battery Outlook

For personal use only

Talga present at globally significant events

- European NEV Industry Chain Conference 2024, 6 to 7 May 2024, Munich, Germany
- Raw Materials Summit, 14 to 16 May 2024, Brussels, Belgium
- Demo North Summit, 14 to 16 May 2024, Luleå, Sweden
- Play for Change, 17 May 2024, Luleå, Sweden
- Sweden-Australia Sustainable Mining Summit, 20 May 2024, Perth, Australia
- The Electric Mine, 21 May 2024, Perth, Australia
- Euroz Hartley's EV Anode and Graphite Forum, 6 June 2024, online
- The Battery Show Europe, 18 to 20 June 2024, Stuttgart, Germany
- Almedalen, 25 to 28 June 2024, Visby, Sweden
- Kirunafestivalen, 27 to 29 June, Kiruna, Sweden
- Talga Investor Webinar, 1 August 2024, online
- Hertsödagen, 10 August 2024, Luleå, Sweden

Figure 9 *Martin Phillips, CEO, Talga Group at the Raw Materials Summit (top); Talga at the Battery Show Europe (lower L); Terry Stinson, Chair, Talga Group, and Mark Thompson, MD, Talga Group, with Pontus Melander, Swedish Ambassador to Australia, at the Sweden-Australia Sustainable Mining Summit (lower R).*

Tenement Interests

As required by ASX listing rule 5.3.3, refer to Appendix 1 for details of interests in mining tenements held by the Company.

During the quarter the Company entered into a joint venture earn-in agreement with SQM for exploration and development of the Aero Lithium Project. The agreement is subject to Swedish foreign direct investment clearance (ASX:TLG 21 June 2024).

Financial

Talga ended the June 2024 quarter with A$14.1 million cash-in-bank and was capitalised at ~A$220.2 million based on closing price on 28 June 2024. Subsequent to the quarter, Talga completed a A$9.5 million institutional placement and announced additional potential capital raising initiatives.

The Company has 380.1 million quoted ordinary shares and 12.9 million unlisted options on issue.

ASX Appendix 5B, Section 6

Payments to related parties of the entity and their associates: during the quarter A$239,000 was paid to Directors and associates for salaries, superannuation and consulting fees.

Authorised for release by the Board of Directors of Talga Group Ltd.

For further information please contact:

Mark Thompson
Managing Director
Talga Group Ltd
+61 (0) 8 9481 6667

Dean Scarparolo
Company Secretary
Talga Group Ltd
+61 (0) 8 9481 6667

For personal use only

For personal use only

About Talga

Talga Group Ltd (ASX:TLG) is a global leader in the development and production of sustainable battery materials. Its flagship product, Talnode®-C, is a natural graphite anode material made in Sweden with an ultra-low carbon footprint.

Talga's range of battery materials under development include an advanced silicon anode product and conductive additives for cathodes. Talga's innovative technology and vertical integration of 100% owned Swedish graphite resources provides security of supply and creates additional value for stakeholders. Website: www.talgagroup.com

No New Information

To the extent that announcement contains references to prior technical information, exploration results and mineral resources; these have been cross referenced to previous market announcements made by the Company. These had been disclosed to JORC 2012 standard. Unless explicitly stated, no new information is contained. The Company confirms that it is not aware of any new information or data that materially affects the information included in the relevant market announcements that assumptions and technical parameters underpinning the relevant market announcement continue to apply and have not materially changed.

Forward-Looking Statements & Disclaimer

Statements in this document regarding the Company's business or proposed business, which are not historical facts, are forward-looking statements that involve risks and uncertainties, such as estimates and statements that describe the Company's future plans, objectives or goals, including words to the effect that the Company or management expects a stated condition or result to occur. Since forward-looking statements address future events and conditions, by their very nature, they involve inherent risks and uncertainties. Actual results in each case could differ materially from those currently anticipated in such statements. Investors are cautioned not to place undue reliance on forward-looking statements.

This announcement may not be distributed in any jurisdiction except in accordance with the legal requirements applicable in such jurisdiction. Recipients should inform themselves of the restrictions that apply in their own jurisdiction. A failure to do so may result in a violation of securities laws in such jurisdiction. This document does not constitute investment advice and has been prepared without taking into account the recipient's investment objectives, financial circumstances or particular needs and the opinions and recommendations in this representation are not intended to represent recommendations of particular investments to particular persons.

Appendix 1: Tenement Holdings

Project/location	Tenements	Interest at end of quarter	Acquired during quarter	Disposed during quarter
Aero Project Norrbotten County, Sweden	Nilivaara nr 1	100%		
	Suorravaara nr 6	100%		
	Suorravaara nr 7	100%		
	Suorravaara nr 3	100%		
	Sourravaara nr 5	100%		
Jalkunen Project Norrbotten County, Sweden	Jalkunen nr 1	100%		
	Jalkunen nr 4	100%		
Kiskama Project Norrbotten County, Sweden	Kiskama nr 1	100%		
Raitajärvi Project Norrbotten County, Sweden	Raitajärvi nr 5	100%		
	Raitajärvi nr 7	100%		
Vittangi Project Norrbotten County, Sweden	Nunasvaara nr 2	100%		
	Nunasvaara nr 3	100%		
	Vittangi nr 2	100%		
	Vittangi nr 6	100%		
Pajala Project Norrbotten County, Sweden	Lautakoski nr 5	100%		

For personal use only

Appendix 5B

Mining exploration entity or oil and gas exploration entity quarterly cash flow report

Name of entity

Talga Group Ltd

ABN	Quarter ended ("current quarter")
32 138 405 419	30 June 2024

Consolidated statement of cash flows		Current quarter $A'000	Year to date (12 months) $A'000
1.	**Cash flows from operating activities**		
1.1	Receipts from customers	109	220
1.2	Payments for		
	(a) exploration & evaluation[(i)]	(1,903)	(9,906)
	(b) development[(ii)]	(1,718)	(6,636)
	(c) qualification plant production[(iii)]	(1,578)	(8,364)
	(d) staff costs - corporate	(1,025)	(4,265)
	(e) administration and corporate costs	(661)	(5,330)
1.3	Dividends received (see note 3)	-	-
1.4	Interest received	101	647
1.5	Interest and other costs of finance paid	-	-
1.6	Income taxes paid	-	-
1.7	Government R&D grants and tax incentives	181	392
1.8	Other - R&D tax credits	-	253
1.9	**Net cash from / (used in) operating activities**	**(6,494)**	**(32,989)**

2.	**Cash flows from investing activities**		
2.1	Payments to acquire or for:		
	(a) entities	-	-
	(b) tenements	-	-
	(c) property, plant and equipment	(780)	(10,447)
	(d) exploration & evaluation	-	-
	(e) investments	-	-
	(f) Other	-	-

For personal use only

For personal use only

Consolidated statement of cash flows		Current quarter $A'000	Year to date (12 months) $A'000
2.2	Proceeds from the disposal of:		
	(a) entities	-	-
	(b) tenements	-	-
	(c) property, plant and equipment	-	-
	(d) investments	-	-
	(e) other non-current assets	-	-
2.3	Cash flows from loans to other entities	-	-
2.4	Dividends received (see note 3)	-	-
2.5	Other - Receipt upon return of Environmental & Security Bond	5	299
	Other - Exploration Earn-in Agreement fee receipt	120	120
2.6	**Net cash from / (used in) investing activities**	**(655)**	**(10,028)**

3.	**Cash flows from financing activities**		
3.1	Proceeds from issues of equity securities (excluding convertible debt securities)	-	19,000
3.2	Proceeds from issue of convertible debt securities	-	-
3.3	Proceeds from exercise of options	-	-
3.4	Transaction costs related to issues of equity securities or convertible debt securities	(30)	(79)
3.5	Proceeds from borrowings	-	-
3.6	Repayment of borrowings	-	-
3.7	Transaction costs related to loans and borrowings	-	-
3.8	Dividends paid	-	-
3.9	Other (provide details if material)	-	-
3.10	**Net cash from / (used in) financing activities**	**(30)**	**18,921**

4.	**Net increase / (decrease) in cash and cash equivalents for the period**		
4.1	Cash and cash equivalents at beginning of period	21,247	38,226
4.2	Net cash from / (used in) operating activities (item 1.9 above)	(6,494)	(33,017)
4.3	Net cash from / (used in) investing activities (item 2.6 above)	(655)	(10,028)

Consolidated statement of cash flows		Current quarter $A'000	Year to date (12 months) $A'000
4.4	Net cash from / (used in) financing activities (item 3.10 above)	(30)	18,921
4.5	Effect of movement in exchange rates on cash held	27	(7)
4.6	**Cash and cash equivalents at end of period**	**14,095**	**14,095**

5.	Reconciliation of cash and cash equivalents at the end of the quarter (as shown in the consolidated statement of cash flows) to the related items in the accounts	Current quarter $A'000	Previous quarter $A'000
5.1	Bank balances	1,413	1,109
5.2	Call deposits	12,682	20,138
5.3	Bank overdrafts	-	-
5.4	Other (provide details)	-	-
5.5	**Cash and cash equivalents at end of quarter (should equal item 4.6 above)**	**14,095**	**21,247**

Notes

(i) Exploration and evaluation includes Sweden trial mining, technical & FEED studies, and exploitation permitting costs.

(ii) Development includes UK product development and German test facility operations.

(iii) EVA plant anode sample production costs.

6.	Payments to related parties of the entity and their associates	Current quarter $A'000
6.1	Aggregate amount of payments to related parties and their associates included in item 1	239
6.2	Aggregate amount of payments to related parties and their associates included in item 2	-

Note: if any amounts are shown in items 6.1 or 6.2, your quarterly activity report must include a description of, and an explanation for, such payments.

For personal use only

For personal use only

7.	**Financing facilities** *Note: the term "facility' includes all forms of financing arrangements available to the entity.* *Add notes as necessary for an understanding of the sources of finance available to the entity.*	**Total facility amount at quarter end $A'000**	**Amount drawn at quarter end $A'000**
7.1	Loan facilities	-	-
7.2	Credit standby arrangements	-	-
7.3	Other (please specify)	-	-
7.4	**Total financing facilities**	-	-
7.5	**Unused financing facilities available at quarter end**		-
7.6	Include in the box below a description of each facility above, including the lender, interest rate, maturity date and whether it is secured or unsecured. If any additional financing facilities have been entered into or are proposed to be entered into after quarter end, include a note providing details of those facilities as well.		

8.	**Estimated cash available for future operating activities**	**$A'000**
8.1	Net cash from / (used in) operating activities (item 1.9)	(6,494)
8.2	(Payments for exploration & evaluation classified as investing activities) (item 2.1(d))	-
8.3	Total relevant outgoings (item 8.1 + item 8.2)	(6,494)
8.4	Cash and cash equivalents at quarter end (item 4.6)	14,095
8.5	Unused finance facilities available at quarter end (item 7.5)	-
8.6	Total available funding (item 8.4 + item 8.5)	14,095
8.7	**Estimated quarters of funding available (item 8.6 divided by item 8.3)**	2.2

Note: if the entity has reported positive relevant outgoings (ie a net cash inflow) in item 8.3, answer item 8.7 as "N/A". Otherwise, a figure for the estimated quarters of funding available must be included in item 8.7.

8.8 If item 8.7 is less than 2 quarters, please provide answers to the following questions:

8.8.1 Does the entity expect that it will continue to have the current level of net operating cash flows for the time being and, if not, why not?

Answer:

8.8.2 Has the entity taken any steps, or does it propose to take any steps, to raise further cash to fund its operations and, if so, what are those steps and how likely does it believe that they will be successful?

Answer:

8.8.3 Does the entity expect to be able to continue its operations and to meet its business objectives and, if so, on what basis?

Answer:

Note: where item 8.7 is less than 2 quarters, all of questions 8.8.1, 8.8.2 and 8.8.3 above must be answered.

Compliance statement

1 This statement has been prepared in accordance with accounting standards and policies which comply with Listing Rule 19.11A.

2 This statement gives a true and fair view of the matters disclosed.

Date: 29 July 2024

Authorised by: The Board
(Name of body or officer authorising release – see note 4)

Notes

1. This quarterly cash flow report and the accompanying activity report provide a basis for informing the market about the entity's activities for the past quarter, how they have been financed and the effect this has had on its cash position. An entity that wishes to disclose additional information over and above the minimum required under the Listing Rules is encouraged to do so.

2. If this quarterly cash flow report has been prepared in accordance with Australian Accounting Standards, the definitions in, and provisions of, *AASB 6: Exploration for and Evaluation of Mineral Resources* and *AASB 107: Statement of Cash Flows* apply to this report. If this quarterly cash flow report has been prepared in accordance with other accounting standards agreed by ASX pursuant to Listing Rule 19.11A, the corresponding equivalent standards apply to this report.

3. Dividends received may be classified either as cash flows from operating activities or cash flows from investing activities, depending on the accounting policy of the entity.

4. If this report has been authorised for release to the market by your board of directors, you can insert here: "By the board". If it has been authorised for release to the market by a committee of your board of directors, you can insert here: "By the [*name of board committee – eg Audit and Risk Committee*]". If it has been authorised for release to the market by a disclosure committee, you can insert here: "By the Disclosure Committee".

5. If this report has been authorised for release to the market by your board of directors and you wish to hold yourself out as complying with recommendation 4.2 of the ASX Corporate Governance Council's *Corporate Governance Principles and Recommendations*, the board should have received a declaration from its CEO and CFO that, in their opinion, the financial records of the entity have been properly maintained, that this report complies with the appropriate accounting standards and gives a true and fair view of the cash flows of the entity, and that their opinion has been formed on the basis of a sound system of risk management and internal control which is operating effectively.

For personal use only