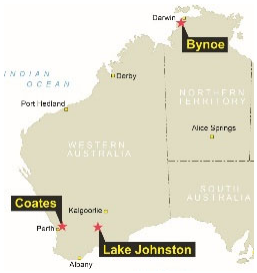

ASX ANNOUNCEMENT

29 July 2024

June 2024 Quarterly Activities Report

Lithium explorer **Charger Metals NL** (ASX: **CHR**, "**Charger**" or "**the Company**") is pleased to provide the following Activities Report for the quarter ended 30 June 2024, inclusive (the "**Quarter**").

HIGHLIGHTS

Lake Johnston Lithium Project, Western Australia

- ***Reverse circulation (RC) drilling recommenced in July at Medcalf and Mt Gordon.***
- ***Two drill programmes for up to 5,000m in total will test priority lithium targets including:***
  - ***the strike extensions of the known high-grade spodumene mineralisation at the Medcalf Prospect; and***
  - ***first holes below large surface lithium anomalies at the Mt Gordon Prospect.***
- ***The drill programmes are expected to take 6 – 8 weeks.***
- ***Infill soil-sampling programme delineated further surface lithium anomalies at the Mt Gordon Prospect.***
- ***New lithium anomalies at Mt Gordon have been defined near historic drill-holes that logged pegmatite intersections with elevated lithium values.[1]***
- ***The soils programme at Mt Gordon has also defined a large niobium anomaly 1.8 km by 1.7 km in the south of the tenement.***
- ***Rio Tinto Exploration Pty Ltd ("RTX"), a wholly-owned subsidiary of Rio Tinto Limited, farm-in to the Lake Johnston Lithium Project (RTX Agreement):***
  - ***RTX to spend minimum $3 million exploration expenditure over the first 12 months;***
  - ***RTX can earn 51% by sole funding $10 million in exploration expenditure and paying Charger minimum further cash payments of $1.0 million;***
  - ***RTX can earn 75% by sole funding $40 million in exploration expenditure or completing a Definitive Feasibility Study.[2]***

Bynoe Lithium Project, Northern Territory

- ***11 new lithium targets for follow-up exploration work at the Bynoe Lithium Project, NT defined from modelling of combined geochemical and geophysical data.***
- ***Modelling of lithium and associated pathfinder element ratios from surface and drill samples suggests a regional-scale fractionation trend across the Bynoe tenure.***

[1] Refer to Appendix A for full details regarding historic drill-holes.
[2] Refer to ASX Announcement 20 November 2023 – Rio Tinto and Charger Metals sign Farm-in Agreement for the Lake Johnston Lithium Project.

For personal use only

- ***Approval of updated drilling and exploration permit (Mining Management Plan; "MMP") for Bynoe is expected in the coming weeks.***

Corporate

- ***At the end of the June quarter, the Company held cash reserves of $3.3M.***
- ***The Company has 77.4 million fully paid ordinary shares on issue and an undiluted market capitalisation of approximately $4.49 million.***
- ***During the quarter the Company continued a process to consider partnering with a strategic investor to fund its Bynoe Lithium Project.***

LAKE JOHNSTON LITHIUM PROJECT, WESTERN AUSTRALIA (100% INTEREST)

Background

In March 2024 the Company announced the results from the diamond drilling programme conducted at its Medcalf Spodumene Prospect ("**Medcalf**") which is part of the Lake Johnston Lithium Project ("**Lake Johnston**") in the Yilgarn Craton of Western Australia.

Assay results of up to 3.21% Li_2O confirmed multiple intervals of high-grade lithium mineralisation in all drill-holes, corresponding to logged intersections of spodumene-bearing pegmatite. Drill-hole CLMDD001demonstrated the best drill results at Medcalf to-date, intersecting a total of 35m of high-grade lithium mineralisation from multiple separate stacked pegmatite lenses.

The diamond drill programme followed a 41-hole RC drill programme completed by Charger last year [3], which intersected high-grade lithium in a swarm of stacked spodumene-bearing pegmatite veins over a strike length of 700m (Figures 1 & 2). The initial diamond drilling successfully confirmed significant depth extensions to this mineralisation along the strike length. The mineralisation remains open along strike and at depth.

The diamond drill programme was the first of the exploration programmes that have been planned for 2024 at Lake Johnston as part of the $3 million of exploration expenditure that is committed to the project by RTX under the Farm-in Agreement[1] (for further details refer to the Corporate section of this report).

Current Activity – Medcalf and Mt Gordon Prospects

In early July 2024 RC drilling recommenced, with a programme of up to 5,000m underway to test priority lithium targets at the greater Medcalf Prospect and the Mt Gordon Prospect.

At the greater Medcalf Prospect, drilling will test for potential strike extensions to the known high-grade lithium mineralisation associated with spodumene-bearing pegmatites intersected in previous drilling campaigns (Figure 2). [4] It will also target the ~1.2km strike of outcropping

[3] Refer to ASX Announcement 18 April 2023 – "Lake Johnston Project Update"
[4] Refer to ASX Announcement 5 March 2024 – "Diamond Drilling Intersects High Grade Lithium at Medcalf, Lake Johnston"

For personal use only

For personal use only

spodumene-bearing pegmatites that trends to the southwest from the main Medcalf mineralisation, where rock chips resulted in up to 4.2% Li_2O (Figure 3).[5]

At the Mt Gordon Prospect, RC drilling will target the large soil anomalies (>100ppm Li_2O) which extend for over 3km [6] into the adjacent Jaegermeister Lithium Prospect delineated by TG Metals Ltd (ASX:TG6) (Figure 4).[7]

The drilling is expected to take 6 – 8 weeks to complete, depending on results and potential delays due to inclement weather.

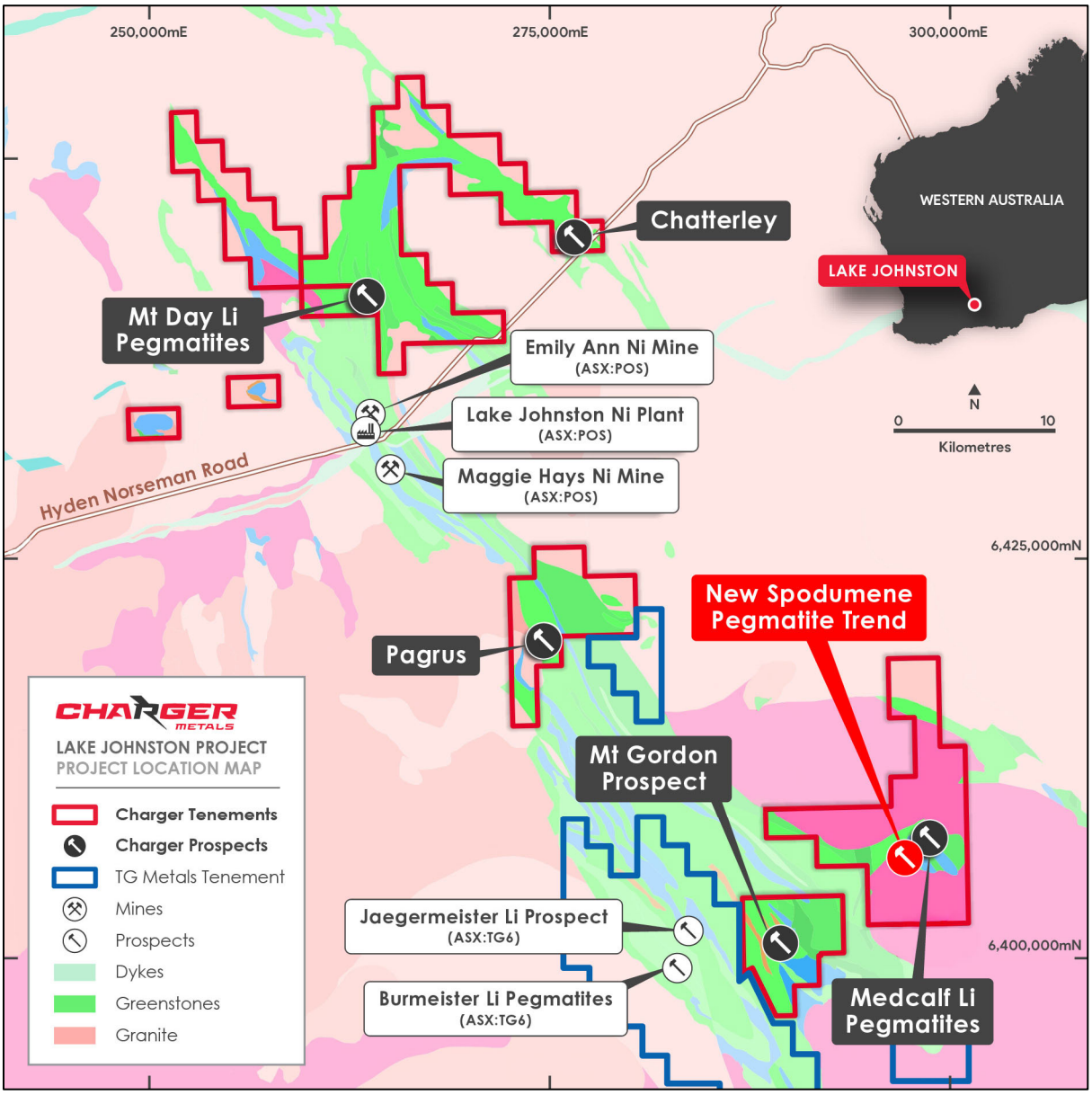

Figure 1. Location of key prospect areas within the Lake Johnston Lithium Project.

[5] Refer to ASX Announcement 29 November 2023 – "Assays up to 4.2% Li_2O Confirm New Spodumene Pegmatites at Lake Johnston"
[6] Refer to ASX Announcement 22 May 2024 – "Lithium and Niobium Anomalies Defined at Mt Gordon"
[7] Refer to TG Metals Ltd's ASX Announcement 20 March 2024 – "New soil results define compelling lithium targets for drilling at Lake Johnston"

For personal use only

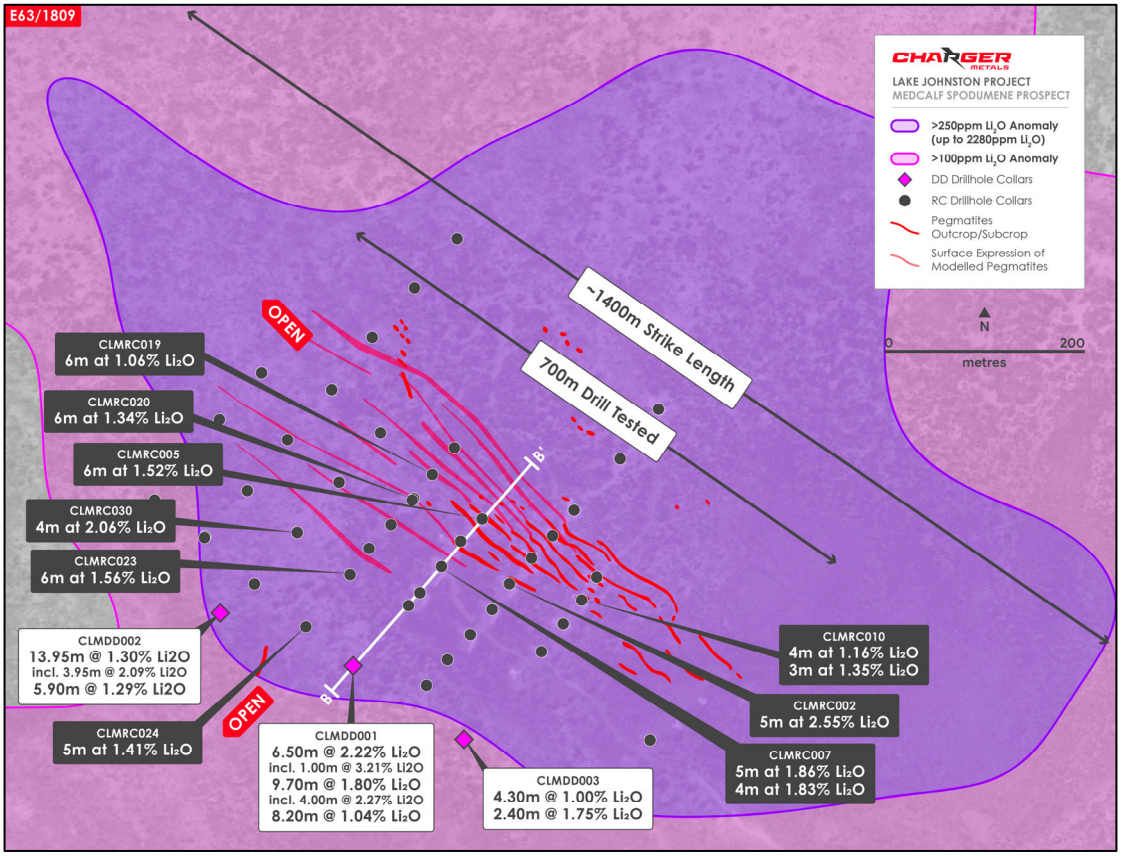

Figure 2. Medcalf Spodumene Prospect with known high-grade lithium in a spodumene-bearing pegmatite swarm which remains open along strike. Diamond drilling results and selected RC drill results shown for reference.[8]

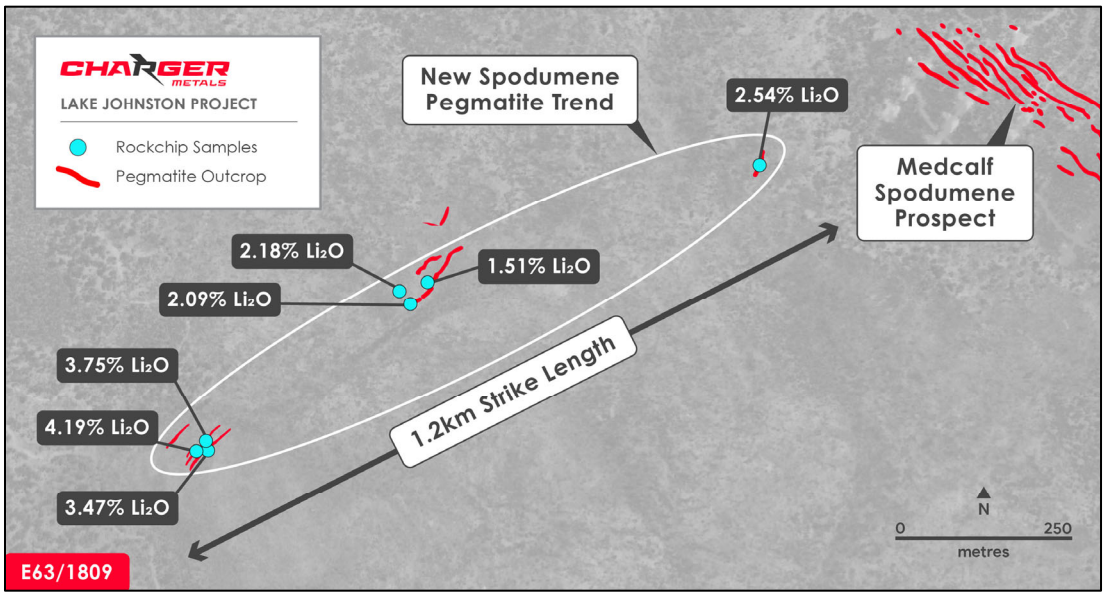

Figure 3. Location and rock chip sample results from a 1.2km trend of spodumene-bearing pegmatites to the southwest of the Medcalf Spodumene Prospect. [9]

[8] Refer to ASX Announcement 18 April 2023 – "Lake Johnston Project Update" and ASX Announcement 5 March 2024 – "Diamond Drilling Intersects High Grade Lithium at Medcalf, Lake Johnston"

[9] Refer to ASX Announcement 29 November 2023 – "Assays up to 4.2% Li_2O Confirm New Spodumene Pegmatites at Lake Johnston"

For personal use only

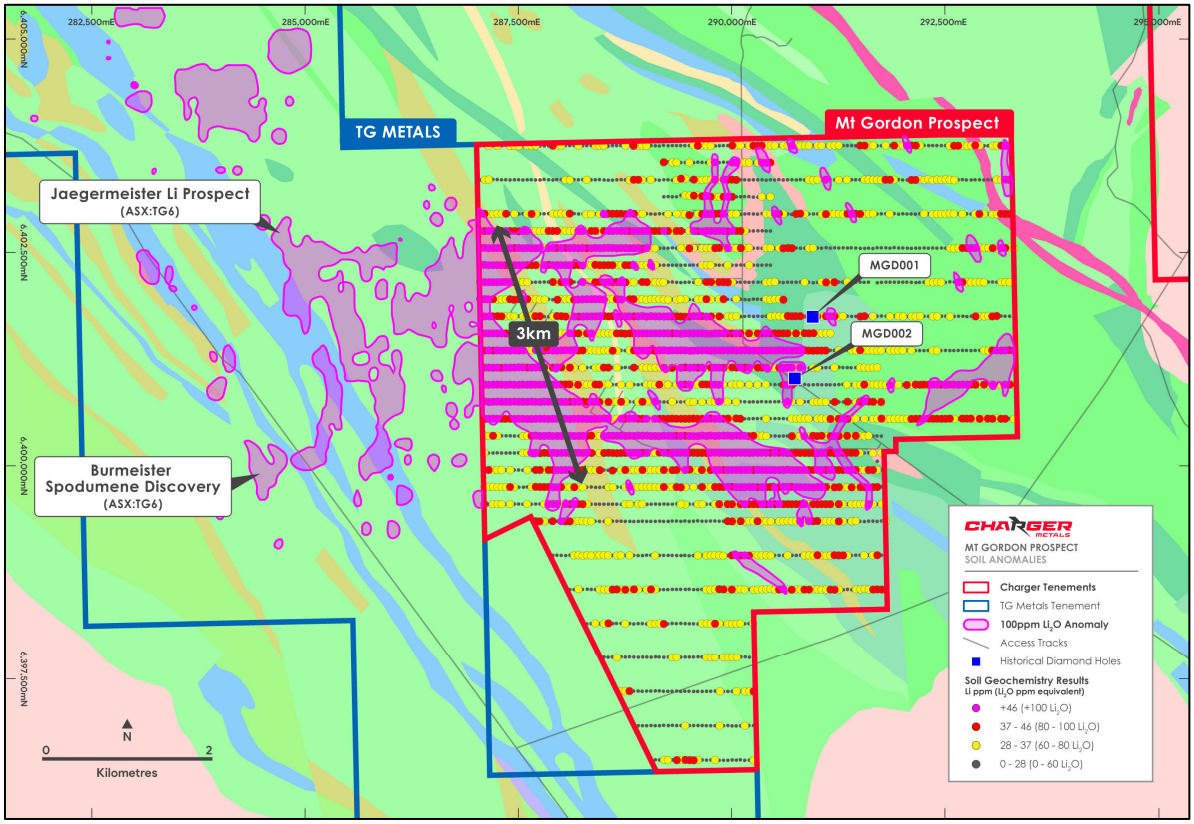

Figure 4. Mt Gordon Lithium Prospect showing the 100ppm Li2O soil anomalies relative to soil sample locations and the adjacent TG Metals Ltd's prospects.[10]

Lithium and Niobium Anomalies Defined at Mt Gordon

In May 2024 Charger announced results from the infill soil sampling programme completed across the Mt Gordon Prospect, which comprises large soil anomalies (>100ppm Li_2O) extending for over 3km,[11] and which lies adjacent to the Jaegermeister Lithium Prospect delineated by TG Metals Ltd (ASX:TG6).[12]

864 samples were taken at 50m spacing on infill lines which reduced sample line spacing to 200m (see Figure 4). The results from the closer-spaced samples have better defined the large lithium soil anomalies at Mt Gordon, as shown in Figure 4. Furthermore, new more discrete lithium anomalies have been defined. In particular, a new lithium surface anomaly has been delineated in close proximity to a historic diamond drill-hole MGD002, in which thin pegmatite intervals with elevated lithium values were logged at depth.[1]

In addition to the lithium anomalies, the results from the recent phase of soil sampling at Mt Gordon have defined a large niobium (Nb) anomaly in the south of the tenement (Figure 5). The anomaly (>10ppm Nb) covers an area of approximately 1.8km by 1.7km with results up to 21.4ppm Nb and is coincident with an underlying magnetic high (Figure 5). Further work such as field mapping and sampling, and potentially shallow air core drilling, is required to determine the potential source of this large anomaly.

[10] Refer to TG Metals Ltd's ASX Announcement 20 March 2024 – "New soil results define compelling lithium targets for drilling at Lake Johnston"
[11] Refer to ASX Announcement 10 November 2023 – "New Lithium Targets Identified at Lake Johnston"
[12] Refer to TG Metals Ltd's ASX Announcement 20 March 2024 – "New soil results define compelling lithium targets for drilling at Lake Johnston"

For personal use only

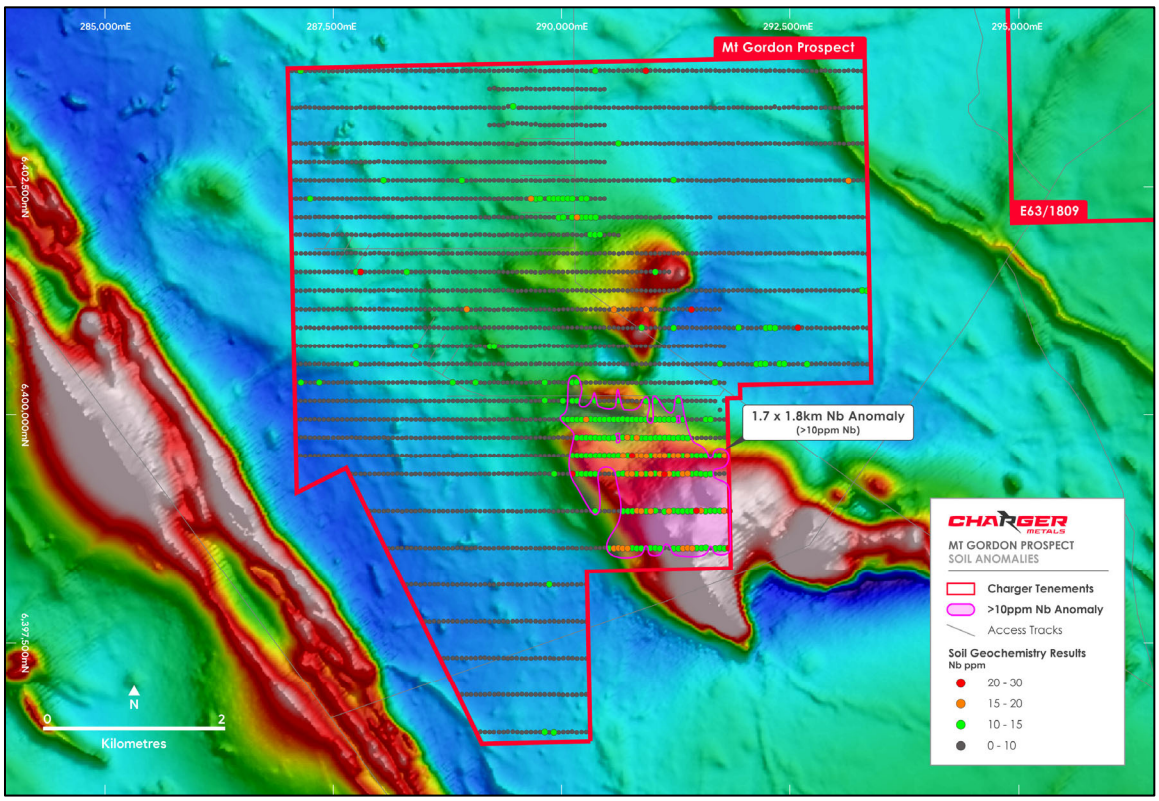

Figure 5. Large niobium anomaly (>10ppm Nb) coincident with an aeromagnetic high anomaly (RTP) in the south of the Mt Gordon tenement.

Lake Johnston Project Outlook

The RC drill programmes which commenced in July include priority target areas to be drill tested at the Mt Gordon Prospect, the strike extensions to the known high-grade spodumene mineralisation at Medcalf, and the more recently discovered spodumene pegmatite trend to the southwest of Medcalf (Figure 1).

BYNOE LITHIUM PROJECT, NORTHERN TERRITORY (CHARGER - 70% INTEREST)

Background

The Bynoe Lithium Project is located approximately 35 km southwest of Darwin, Northern Territory, with excellent access and nearby infrastructure. The Company drilled 3 diamond drill-holes and 66 RC drill-holes across seven prospective target areas at Bynoe during 2023, with the results confirming lithium and tantalum mineralisation at three of the prospects: Enterprise, Utopia and 7Up (Figure 6). Fractionation within the lithium-caesium-tantalum ("**LCT**") pegmatites is not homogeneous, with the spodumene content of the pegmatite intersections sporadic.

Current Activity

In the 2023 field season the Company completed a large infill soil sampling programme over the eastern portion of the Bynoe tenure to define areas of anomalous lithium and/or associated

elements at surface (Figure 6). Concurrent Ambient Noise Tomography (ANT) and ground gravity surveys were also completed over a large area in the northeast of the tenement in an attempt to "look below" the surface and potentially define pegmatite targets that may not outcrop (Figure 6).

Modelling of the combined geophysical and surface geochemistry data sets, in conjunction with mapping and structural data, has resulted in eleven new target areas prospective for lithium mineralisation (Figure 7).

Many of the new prospective areas are defined by surface lithium anomalies striking NNE-SSW, a trend supported by the gravity data and in-line with the overall regional geology trend. Other surface anomalies are sub-parallel and strike approximately north-south, similar to known lithium in pegmatite mineralisation observed in the region[13]. The ANT data supports this orientation, defining several ~80m wide discrete bodies parallel to mapped pegmatites close to the Sunline Prospect, which strike approximately north-south and extend well below 100m in depth (Figure 8).

The Company also completed a project-scale investigation into lithium mineralisation and associated pathfinder elements. The work utilised all surface sample assays as well as reverse circulation and diamond drill samples from the 2023 drilling programmes.

The results from the investigation confirmed there are at least two sets of pegmatites at Bynoe:

- High caesium: lithium pegmatites – the most fractionated of the two pegmatite types with a classic suite of "LCT" elements (i.e. lithium-caesium-tantalum); e.g. the 7-Up Prospect. The high Cs:Li ratio is potentially indicative of lithium micas; and
- High lithium: rubidium pegmatites – a fractionated pegmatite system typically low in "LCT" elements; e.g. the Enterprise Prospect. The high Li:Rb ratio is more suggestive of albite – spodumene pegmatites.

Furthermore, the two different pegmatites appear to be spatially domained, with a fractionation boundary striking NNE-SSW interpreted down the middle of the Bynoe Project area (Figure 7).

For personal use only

[13] Refer to Core Lithium Ltd's ASX Announcement 11 April 2024 – "Finniss Mineral Resource increased by 58%"

For personal use only

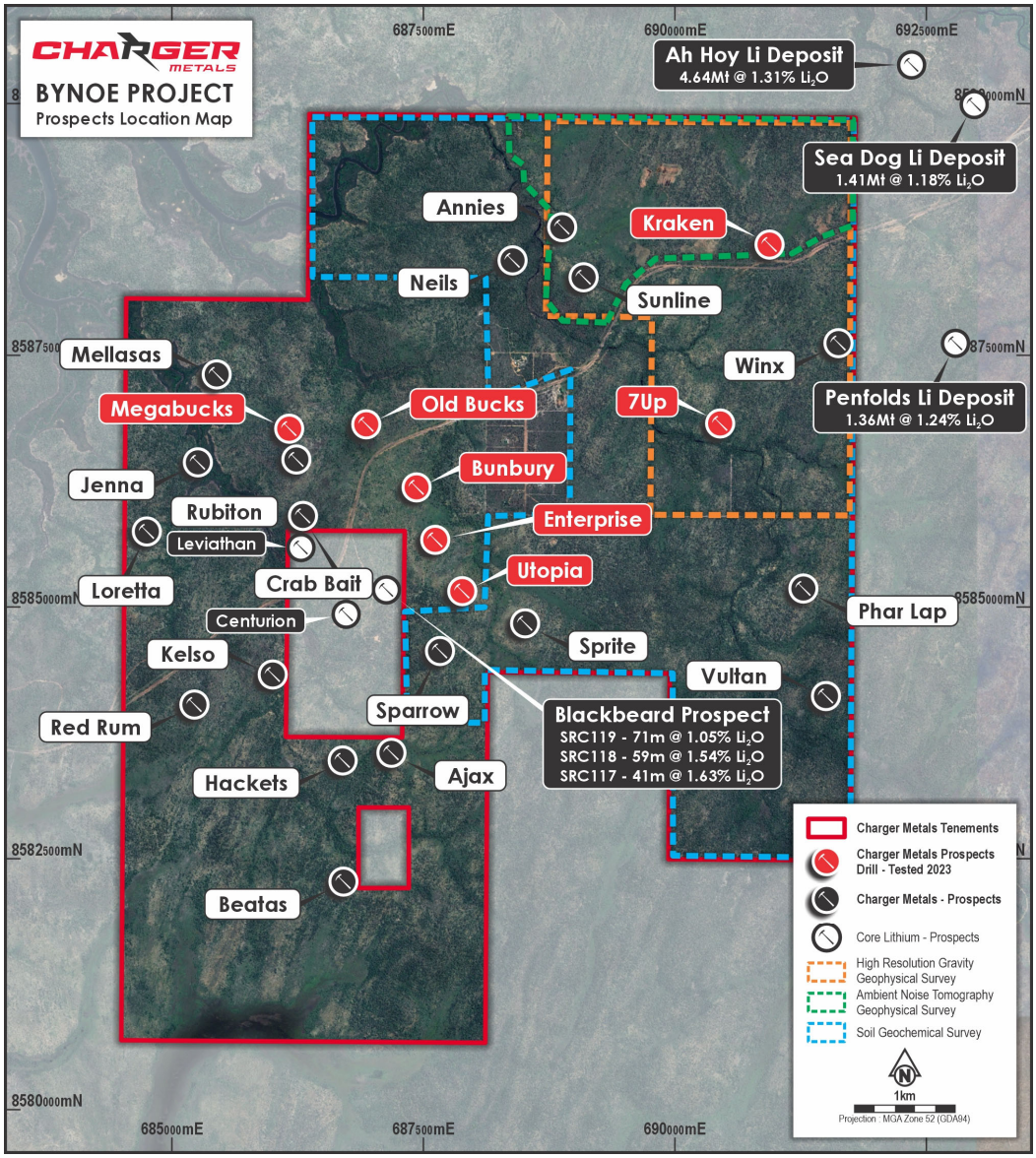

Figure 6. Map of the Bynoe Lithium Project showing areas covered by the 2023 surveys in relation to the known prospects. Core Lithium's nearby deposits and key prospects are shown for reference.[14]

[14] Refer to Core Lithium Ltd's ASX Announcement 11 April 2024 – "Finniss Mineral Resource increased by 58%"

For personal use only

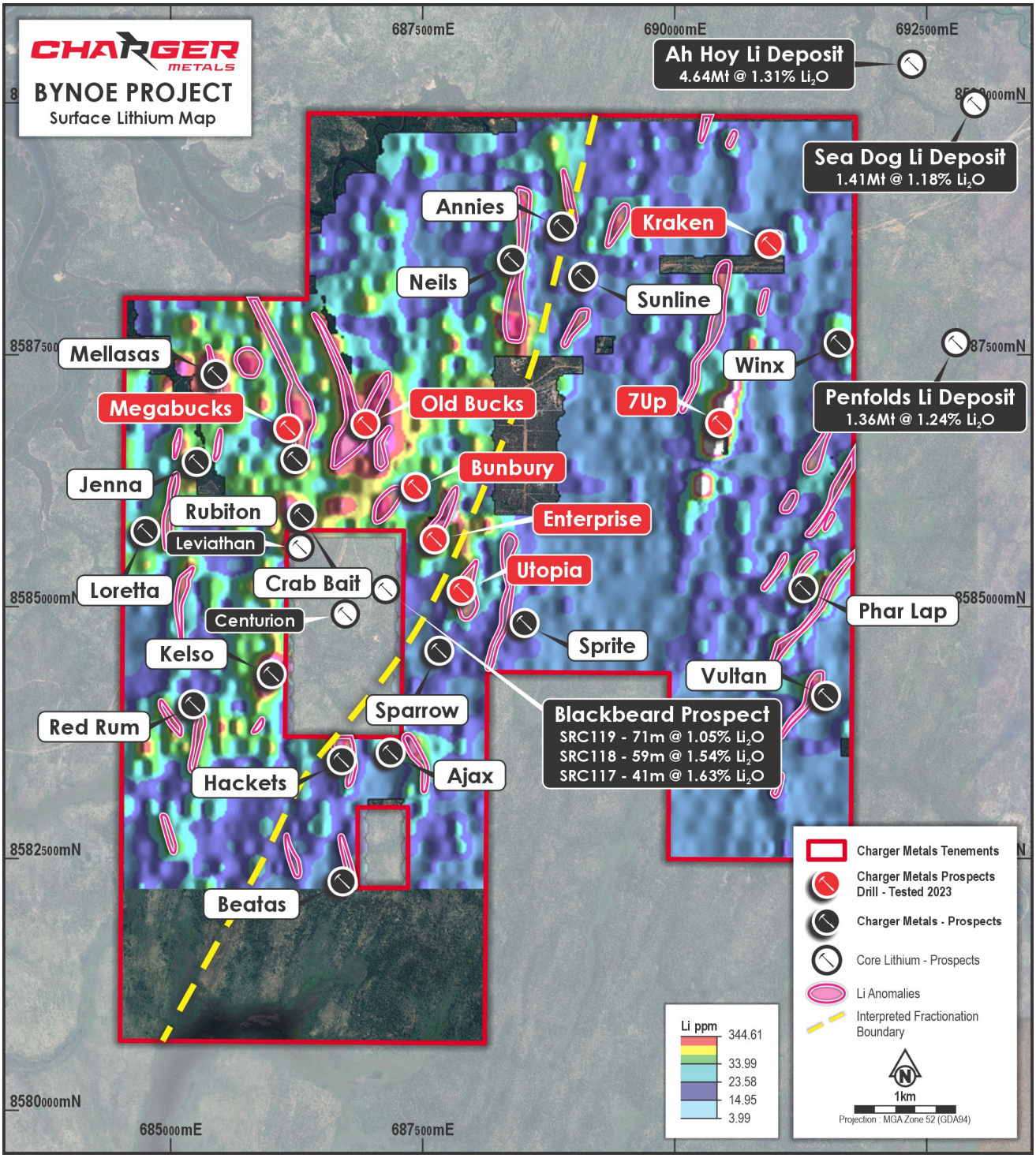

Figure 7. Gridded lithium in soils data of the Bynoe Lithium Project showing discrete lithium anomalies in relation to the known prospects.

For personal use only

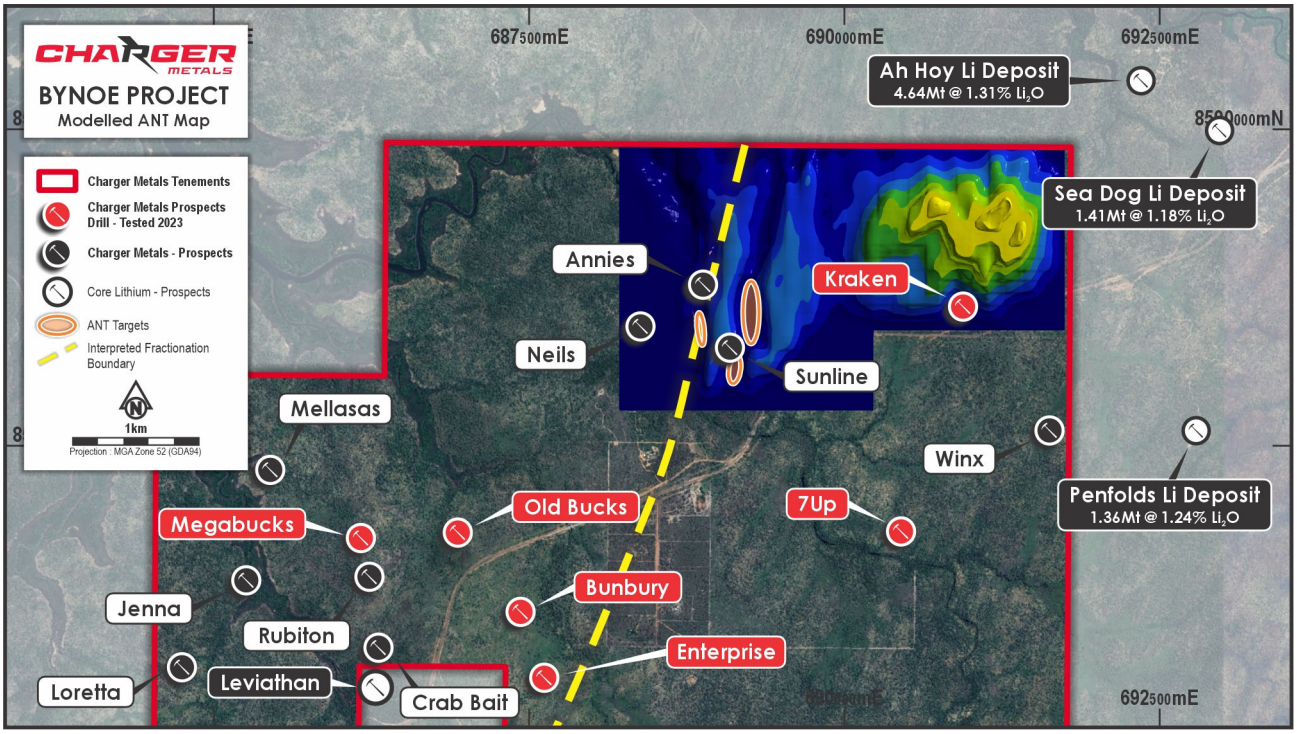

Figure 8. ANT data in the northeast of the Bynoe Lithium Project showing discrete north-south trending velocity lows parallel to mapped pegmatite outcrops near the Sunline Prospect.

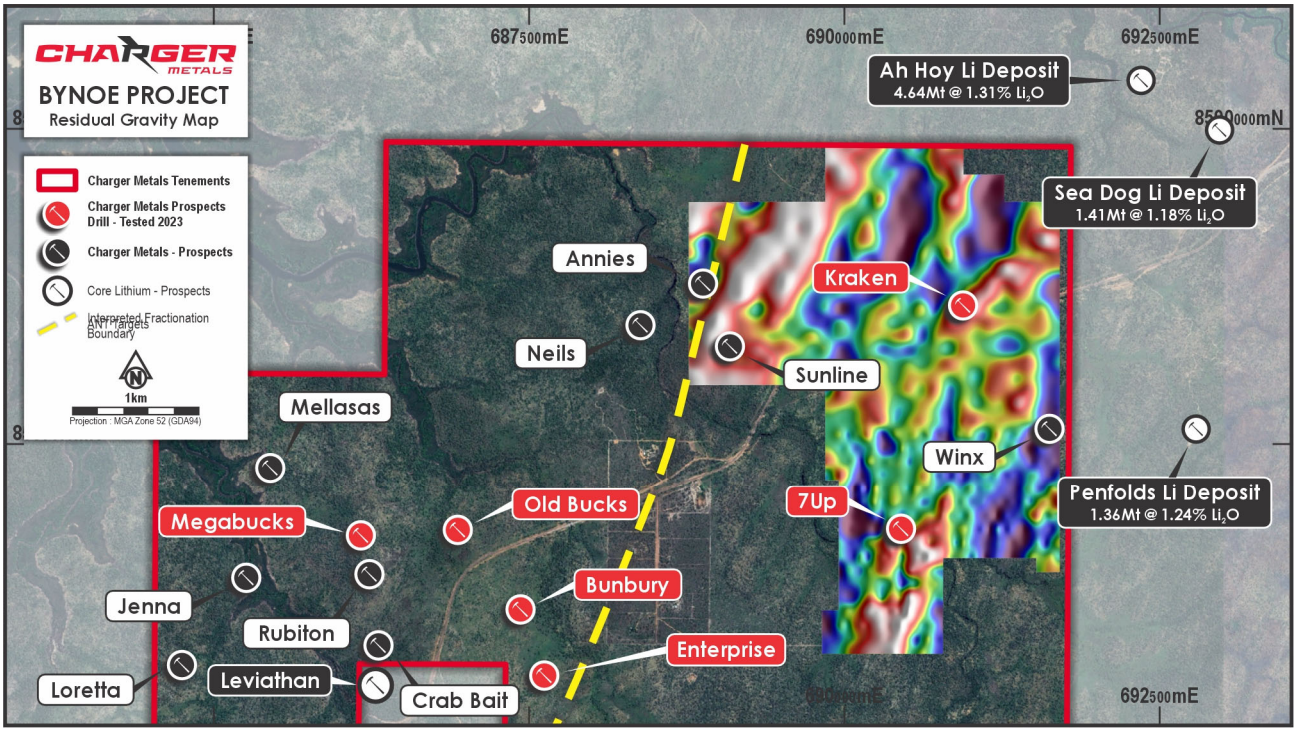

Figure 9. Residual gravity (UC 200m) data in the northeast of the Bynoe Lithium Project showing contrasting more dense (hot colours) and less dense geological units with a general NNE-SSW trend.

Bynoe Project Outlook

The Company will use this new information to prioritize target areas for follow-up work. An updated drilling and exploration permit (Mining Management Plan; "MMP") has already been applied for

and approval is expected in the coming weeks. Field work will commence with ground-truthing of the recently-defined anomalies as part of the ranking process of the multiple lithium prospects at Bynoe for future drilling.

COATES NI-CU-CO-PGE PROJECT, WESTERN AUSTRALIA (CHARGER 70%-85% INTEREST)

No further work was undertaken at the Coates Project during the Quarter.

CORPORATE

RTX and LIT Agreements

During the December 2023 quarter the Company announced that it had entered into a binding farm-in agreement with Rio Tinto Exploration Pty Ltd ("**RTX**"), a wholly-owned subsidiary of Rio Tinto Limited (ASX: RIO) at Lake Johnston ("**RTX Agreement**"). Under this agreement, RTX is funding a minimum of $3 million of exploration expenditure at Lake Johnston over the first 12 months.

RTX can earn 51% by sole funding $10 million in exploration expenditure and paying Charger minimum further cash payments of $1.5 million, and can earn 75% by sole funding $40 million in exploration expenditure or completing a Definitive Feasibility Study.

Bynoe Strategic Process

During the quarter Charger engaged with companies showing interest in the Company and its Bynoe Lithium Project. The Company commenced a process to investigate whether it could obtain better funding terms than available in equity markets depressed by the sharp decrease in lithium prices this calendar year. The Company agreed to share its technical data under NDA with some of the interested parties to fund significant exploration at the Bynoe Lithium Project. To date the Company has not received binding terms on a funding proposal and negotiations are ongoing. The Company will advise the market if and when a binding agreement is reached.

Cash at Bank

Charger held cash at bank at 30 June 2024 of $3.3 million, of which $939k represents cash call amounts received from RTX for the funding of the Lake Johnston expenditure that are yet to be spent by Charger. The total year-to-date cash calls received from RTX is $2.04 million, in addition to the initial reimbursement payment of $500k, as disclosed in Section 2.5 of the Appendix 5B. The Company has 77.4 million fully paid ordinary shares on issue and an undiluted market capitalisation of approximately $4.49 million as at 28 July 2024. Charger has a tightly held capital structure with the top 20 shareholders holding approximately 44.9% of the issued shares.

ASX Listing Rule 5.3.2 Disclosure

There were no substantive mining production and development activities conducted during the quarter.

ASX Listing Rule 5.3.5 Disclosure

Payments to related parties during the quarter as outlined in Sections 6.1 and 6.2 of the Appendix 5B consisted of $68,432 in directors' fees and fees to the Managing Director under his executive services agreement.

For personal use only

For personal use only

Authorised for release by the Board.

Aidan Platel
Managing Director & CEO
Charger Metals NL
aidan@chargermetals.com.au

Jonathan Whyte
Company Secretary
Charger Metals NL
jdw@chargermetals.com.au

Alex Cowie
NWR Communications
+61 412 952 610
alexc@nwrcommunications.com.au

Tenement Schedule as at 30 June 2024

Table 1: Schedule of tenements.

Tenement	Project	% Interest
R70/59	Coates Project, Western Australia	85% - subject to Yankuang Bauxite Interest
EL30897	Bynoe Lithium Project, Northern Territory	70%
E63/1809	Lake Johnston Lithium Project, Western Australia	100%
E63/1903	Lake Johnston Lithium Project, Western Australia	100%
E63/1883	Lake Johnston Lithium Project, Western Australia	100%
E63/2474	Lake Johnston Lithium Project, Western Australia	In Application
E63/2475	Lake Johnston Lithium Project, Western Australia	In Application
E63/2476	Lake Johnston Lithium Project, Western Australia	In Application
E63/1722	Lake Johnston Lithium Project, Western Australia	100% interest in lithium rights under the Lithium Rights Agreement with Lefroy Exploration Limited
E63/1723	Lake Johnston Lithium Project, Western Australia	100% interest in lithium rights under the Lithium Rights Agreement with Lefroy Exploration Limited
E63/1777	Lake Johnston Lithium Project, Western Australia	100% interest in lithium rights under the Lithium Rights Agreement with Lefroy Exploration Limited

Charger's interest in the six granted Lake Johnston Lithium Project tenements is subject to the rights of RTX to earn up to a 75% interest pursuant to the aforementioned RTX Agreement.

JORC Table 1 Statement

JORC Table 1 was included in the following announcements released to the ASX:

Lake Johnston Lithium Project

18 April 2023: "Lake Johnston Project Update"

10 November 2023: "New Lithium Targets Identified at Lake Johnston"

29 November 2023: "Assays up to 4.2% Li2O Confirm New Spodumene Pegmatites"

5 March 2024 "Diamond Drilling Intersects Further High Grade Lithium"

22 May 2024: "Lithium and Niobium Anomalies Defined at Mt Gordon"

Bynoe Lithium Project

13 December 2021: "Lithium Pegmatite Trends Highlighted at Bynoe"

17 January 2022: "Charger's targeting suggests large lithium system at its Bynoe Lithium Project"

8 June 2023: "Drilling Update for the Bynoe Lithium Project"

3 July 2023: "Spodumene Pegmatites Intersected at Bynoe Lithium Project"

11 July 2023: "Assays up to 1.9% ***Li_2O*** Confirm Spodumene Discovery at Bynoe"

27 July 2023 "New Spodumene Pegmatite Intersections at Bynoe"

22 September 2023: "Drilling Results for the Bynoe Lithium Project"

23 July 2024: "New Targets Defined at the Bynoe Project".

Coates Project

5 September 2022: "Drilling update for Charger's Coates Nickel-Copper-PGE Project, Western Australia"

Charger confirms that it is not aware of any new information or data that materially affects the information included in this announcement and that all material assumptions and technical parameters underpinning the exploration results continue to apply and have not materially changed. The Company confirms that the form and context in which the Competent Person's findings are presented have not been materially modified from the original market announcement.

Competent Person Statement

The information in this announcement that relates to exploration strategy and results is based on information provided to or compiled by Francois Scholtz BSc. Hons (Geology), who is a Member of The Australian Institute of Mining and Metallurgy. Mr Scholtz is a consultant to Charger Metals NL.

Mr Scholtz has sufficient experience which is relevant to the style of mineralisation and exploration processes as reported herein to qualify as a Competent Person as defined in the 2012 Edition of the 'Australasian Code for Reporting of Exploration Results, Mineral Resources and Ore Reserves'.

Mr Scholtz consents to the inclusion in this announcement of the matters based on this information in the form and context in which it appears. Mr Scholtz and the Company confirm that they are not aware of any new information or data that materially affects the information contained in the previous market announcements referred to in this announcement or the data contained in this announcement.

Forward Looking Statements

This announcement may contain certain "forward looking statements" which may not have been based solely on historical facts, but rather may be based on the Company's current expectations about future events and results. Where the Company expresses or implies an expectation or belief as to future events or results, such expectation or belief is expressed in good faith and believed to have a reasonable basis.

However, forward looking statements are subject to risks, uncertainties, assumptions, and other factors which could cause actual results to differ materially from future results expressed, projected or implied by such forward looking statements. Such risks include, but are not limited to exploration risk, Resource risk, metal price volatility, currency fluctuations, increased production costs and variances in ore grade or recovery rates from those assumed in mining plans, as well as political and operational risks in the countries and states in which we sell our product to, and government regulation and judicial outcomes.

For more detailed discussion of such risks and other factors, see the Company's Prospectus, as well as the Company's other filings. Readers should not place undue reliance on forward looking information. The Company does not undertake any obligation to release publicly any revisions to any "forward looking statement" to reflect events or circumstances after the date of this announcement, or to reflect the occurrence of unanticipated events, except as may be required under applicable securities laws.

For personal use only

APPENDIX 1

Cautionary Statement

Charger reiterates that throughout this document it refers to "spodumene" or "spodumene-bearing pegmatite". References to visual results of spodumene are from rock chip samples and RC drilling samples by qualified geologists. Laboratory assays are required for representative estimates of quantifiable elemental values. While the Company is very encouraged by its geological observations, the Company states that for any samples without laboratory assays no quantitative or qualitative assessment of mineralisation is provided or implied.

Any drilling widths reported are down-hole and no estimate of true width is given. Further, no forecast is made of whether this or further drilling will deliver ore grade intersections, resources or reserves.

The observed presence of spodumene crystals within pegmatite does not necessarily equate to lithium mineralisation until confirmed by chemical analyses. It is not possible to estimate the concentration of lithium in mineralisation by visual estimates and this has been determined by chemical analyses.

For personal use only