

18<sup>th</sup> July 2024

Quarterly Report - June 2024

## Genesis meets guidance and accelerates organic growth strategy

Preparations underway to re-start the Laverton mill as part of fully-funded plan to hit 325,000oz pa target ahead of schedule, along with substantial all-in sustaining cost reduction to A\$1,600/oz

### HIGHLIGHTS

#### Sustainability

- Safety performance - TRIFR reduced to 8.3 from 10.4 in July 2023

#### Operations

- FY24 production of 134,451oz at an AISC of A\$2,356/oz, achieving FY24 guidance of 130-140,000oz at an AISC of A\$2,300 - 2,400/oz
- June quarter gold production of 34,617oz at an all-in sustaining cost (AISC) of A\$2,698/oz
- AISC includes additional sustaining capital (A\$14.2m or A\$423/oz) to establish long-life operations at Leonora (visibility now ~10 years)
- Commercial production declared at Admiral open pit effective 1<sup>st</sup> May 2024
- Closing ore stockpiles (inventory awaiting processing) increased to 314kt (up from 5kt at 30<sup>th</sup> June 2023)

#### Expedited development and growth

- Established 10-year group production outlook<sup>1</sup> totalling 3Moz (high confidence level with 91% in Reserves); Outstanding growth in the 5 years to FY29 with production rising to 325koz pa<sup>2</sup> and AISC falling to A\$1,600/oz
- Preparations underway to accelerate organic growth strategy; This is aimed at achieving the 325koz pa target and significantly lower AISC before FY29; Initiatives to expedite growth include:
  - Potential accelerated re-start of the Laverton mill - Recruitment advancing, purchase orders for A\$6.7m of long-lead plant items, mining on track to commence at the Hub high grade open pit during September quarter
  - Rapid development rates at Ulysses underground - Capital development advance of 646m to 30<sup>th</sup> June (57% ahead of schedule in the Five-year Plan) using surplus equipment and people from Gwalia i.e. sharing fixed costs
  - Early acquisition of the Leonora Lodge - Future-proofing accommodation for the workforce (260-room village) and enabling potential compression of the Tower Hill construction timeframe
- Forecast capital growth expenditure unchanged from the Five-year Plan; Accelerated growth strategy will see some costs brought forward
- FY25 guidance to be updated in September (currently 175,000oz at a mid-point AISC of A\$2,300/oz<sup>1</sup>)

#### Finance

- Gold sales for the quarter of 35,983oz at an average price of A\$3,548/oz, generating revenue of A\$127.6m
- June quarter cash and bullion build of A\$26.9m before investing A\$34.6m on growth capital and exploration to bring production growth forward (growth capital includes A\$7.5m for the early acquisition of the Leonora Lodge)
- Cash and bullion of A\$173.0m<sup>3</sup> at 30<sup>th</sup> June (A\$180.7m at 31<sup>st</sup> March); No bank debt
- As previously flagged, modest hedging added (1% of Reserves) to insure revenues to support an earlier re-start of the Laverton mill: Forwards - 18,000oz at an average delivery price of A\$3,666/oz and Zero cost collars - 18,000oz comprising put options at A\$3,500/oz and call options at A\$4,235/oz (unhedged at 31<sup>st</sup> March)

For personal use only

## Overview

Genesis Minerals Limited (ASX: GMD) produced 34,617oz at an all-in sustaining cost (AISC) of A\$2,698/oz in the June quarter 2024. This takes production for the 12 months to 30<sup>th</sup> June to 134,451oz at an AISC of A\$2,356/oz, **in line with FY24 guidance of 130-140,000oz at an AISC of A\$2,300 - 2,400/oz.**

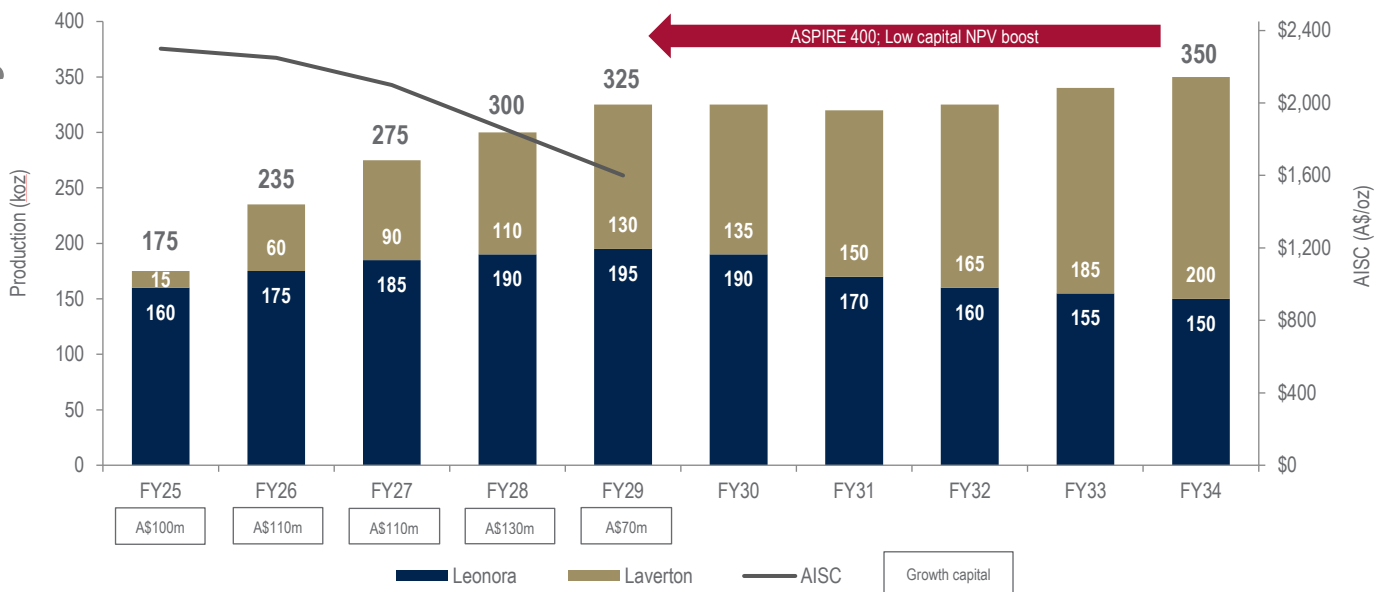
During the quarter, 10,562t of third-party ore was processed at Leonora under a legacy short-term ore purchase agreement (OPA) with the Linden Gold Alliance. This OPA was completed in FY24 with no further third-parties processing obligations.

Surface ore stockpiles (inventory awaiting processing) increased significantly in Genesis' first 12 months of ownership to ~314,000t (up from ~5,000t at 30<sup>th</sup> June 2023). This is in line with Genesis' **long-term strategy to "future-proof" the business.**

## Outlook

In March 2024, Genesis announced updated **Group Resources of 15.2Moz and Group Reserves of 3.3Moz<sup>4</sup>**, 100% in the Leonora District. The Reserves support a **10-year group production outlook with total production of 3Moz.**

Figure 1. Group production and cost outlook



The 10-year outlook is **91% in Reserves** and conservatively **assumes no further exploration or M&A success**. After rising to **325koz in year 5 (FY29)**, production ranges from **320-350koz pa in years 6-10 (FY30-34)**.

Genesis is now focused on **accelerating production growth to 325koz pa and reducing AISC ahead of the Five-year Plan**. Initiatives to expedite growth include the potential earlier re-start of the Laverton mill, acceleration of underground development at Ulysses and ongoing early development works at Tower Hill.

With **A\$173.0 million cash and bullion** at 30<sup>th</sup> June 2024 and **no bank debt**, Genesis is **fully-funded to invest in new projects and infrastructure to deliver this growth ambition on an expedited timeline into the backdrop of a buoyant gold price.**

Genesis Managing Director Raleigh Finlayson said:

*"It was a highly successful quarter on all fronts. We met both production and cost guidance while laying the foundations to accelerate our organic growth strategy.*

*"This is designed to ensure we achieve our 325,000ozpa production target and reduce AISC to A\$1,600/oz ahead of the FY29 date contained in our five-year plan.*

*"We have successfully established a very large inventory which underpins forecast production of 3Moz over 10 years. We now want to unlock more of its value sooner to capitalise on this enviable position and the buoyant gold price. By accelerating our self-funded organic growth strategy, we can drive rapid growth in free cashflow generation, creating greater shareholder value in the process.*

*"We are very pleased with the way the pieces of the Genesis jigsaw are coming together".*

1. ASX announcement 21<sup>st</sup> March 2024 "Five-year Strategic Plan";

2. Refer to the PRODUCTION OUTLOOK (pages 11-18) in the ASX announcement 21<sup>st</sup> March 2024 "Growth strategy underpinned by robust Reserves" for the material assumptions relating to the production target; Genesis confirms that all the material assumptions underpinning the production target in that announcement continue to apply and have not materially changed. There is a low level of geological confidence associated with Inferred Mineral Resources and there is no certainty that further exploration work will result in the determination of Indicated Mineral Resources or that the production target itself will be realised;

3. Cash and bullion is before payment of approximately A\$41m transaction costs in relation to the acquisition of St Barbara's Leonora assets, the acquisition of 100% of Dacian, and the acquisition of the Bruno-Lewis and Kyte projects (payment anticipated in 2024);

4. ASX announcement 21<sup>st</sup> March 2024 "Growth strategy underpinned by robust Reserves".

Table 1. Production and cost summary

Operations	Unit	Sep Q 2023	Dec Q 2023	Mar Q 2024	Jun Q 2024	FY24 YTD
<b>Underground Mining</b>						
Ore Mined	kt	225	187	133	178	723
Mine Grade	g/t	5.1	5.7	5.9	5.2	5.4
Contained Gold	oz	37,184	33,989	24,982	29,457	125,613
<b>Open Pit Mining</b>						
Total Mining	BCM '000	900	1,199	884	890	3,873
Ore Mined	kt	9	92	193	263	556
Mine Grade	g/t	0.9	1.0	1.3	1.2	1.2
Contained Gold	oz	242	2,843	7,776	10,015	20,876
<b>Mill Production<sup>1</sup></b>						
Ore Milled	kt	242	250	237	310	1,039
Mill Grade	g/t	4.6	4.6	4.2	3.7	4.2
Contained Gold	oz	35,900	36,766	32,121	37,018	141,805
Recovery	%	95%	95%	95%	94%	95%
Recovered Gold <sup>2</sup>	oz	34,066	35,296	30,473	34,617	134,451
Gold Sales	oz	31,001	39,076	29,289	35,983	135,349
Average Price Received	A\$/oz	2,944	3,016	3,124	3,548	3,164
Sales Revenue	A\$m	91.3	117.8	91.5	127.6	428.2
<b>Closing Ore Stockpile</b>						
Ore	kt	50	90	174	314	314
Grade	g/t	3.4	2.0	1.3	1.1	1.1
Contained Gold	oz	5,498	5,901	7,167	11,200	11,200
<b>Cost Summary</b>						
Mining	A\$m	44.9	44.8	46.5	49.8	186.0
Processing <sup>3</sup>	A\$m	8.1	10.3	10.4	12.5	41.3
Site Administration	A\$m	4.6	3.7	4.0	4.7	16.9
Cash Operating Costs	A\$m	57.6	58.8	60.9	67.0	244.3
Royalties	A\$m	3.6	4.4	3.9	5.3	17.1
Sustaining Capital	A\$m	7.4	11.0	15.0	14.2	47.7
Ore Inventory Adjustments	A\$m	(4.4)	(9.7)	(7.1)	(1.0)	(22.1)
Rehabilitation	A\$m	0.1	0.5	0.3	0.3	1.2
Corporate	A\$m	4.0	5.7	3.1	5.0	17.8
<b>All-in Sustaining Costs</b>	<b>A\$m</b>	<b>68.3</b>	<b>70.7</b>	<b>76.1</b>	<b>90.8</b>	<b>305.9</b>
Growth Capital <sup>4</sup>	A\$m	15.0	21.5	18.0	32.0	86.5
Exploration	A\$m	2.7	5.4	4.0	2.6	14.7
Third Party Ore Purchase <sup>1,2,3</sup>	A\$m	8.4	4.9	0.0	2.2	15.6
<b>Unit Cost Summary</b>						
Mining	A\$/oz	1,373	1,357	1,526	1,480	1,432
Processing	A\$/oz	248	312	342	371	318
Site Administration	A\$/oz	140	111	131	139	131
Cash Operating Costs	A\$/oz	1,761	1,780	1,999	1,990	1,881
Royalties	A\$/oz	109	132	128	156	132
Sustaining Capital	A\$/oz	228	334	491	423	367
Ore Inventory Adjustments	A\$/oz	(134)	(294)	(232)	(29)	(170)
Rehabilitation	A\$/oz	2	15	10	9	9
Corporate	A\$/oz	122	173	102	148	137
<b>All-in Sustaining Costs</b>	<b>A\$/oz</b>	<b>2,088</b>	<b>2,141</b>	<b>2,497</b>	<b>2,698</b>	<b>2,356</b>
Depreciation and Amortisation <sup>5</sup>	A\$/oz	479	484	454	855	572
<b>Mine cash flow</b>						
Mine operating cash flow <sup>6</sup>	A\$m	16	38	11	39	104
Net mine cash flow <sup>7</sup>	A\$m	1	17	-7	7	18

1. Processing physicals include third party ore purchased from Linden (10,562t Jun Q; 54,427t FY24 YTD) under an Ore Purchase Agreement (OPA) but do not include ore processed for Bellevue (0t Jun Q; 69,994t FY24 YTD) and Brightstar (0t Jun Q; 42,748t FY24 YTD) under Toll Treatment Agreements (TTA)

2. Third party ounces from Linden OPA (973oz Jun Q; 4,594oz FY24 YTD) included in recovered gold but excluded from A\$/oz calculations

3. Processing costs reduced by processing costs in relation to Linden OPA, Bellevue TTA and Brightstar TTA

4. Growth capital - Refer to Figure 11 for breakdown

5. D&A increased in the June quarter following the 21<sup>st</sup> March 2024 Resource and Reserve update and the declaration of commercial production at Admiral Open Pit in May

6. Mine operating cash flow = Sales revenue less AISC less third-party ore purchase costs plus corporate costs plus ore inventory adjustments

7. Net mine cash flow = Mine operating cash flow less growth capital

## Sustainability

No Lost Time Injuries (LTI) were reported in the June quarter, **resulting in FY24 being LTI-free** and therefore a LTIFR rate of 0.0.

The Group Total Recordable Injury Frequency Rate (TRIFR) reduced 20% from 10.4 in July 2023 to 8.3 in June 2024.

Table 2. June quarter 2024 group safety performance

	LTI	LTIFR	TRIFR
Group	0	0	8.3

An independent safety risk review was undertaken, identifying no critical exposures and providing recommendations for improvement of select existing control mechanisms.

A comprehensive risk register review was completed, including a review of the Group's top 10 risks with the Board Risk and Sustainability Committee.

The consolidation of Environmental monitoring data into a single system was completed, enabling improved visibility of data, trend analysis and performance reporting.

The second Leonora community briefing was conducted in June with 45 people in attendance, providing another opportunity for positive engagement regarding Genesis' activities and community considerations.

## Operations

Genesis produced **34.6koz** for the quarter (March quarter 30.5koz), generating **A\$39 million of mine operating cash flow**. **Net mine cash flow was A\$7 million after growth capital of A\$32 million**, progressing the Ulysses underground and Hub open pit development assets and including \$7.5 million payment for the early acquisition of the Leonora Lodge accommodation village.

### Mining

At **Gwalia underground 29.5koz at 5.2g/t was mined** (March quarter 25.0koz at 5.9g/t).

Focus remained on the priority South West Branch (SWB) stoping fronts between the 1700H and 1820H levels and ore drive development on the 1840H and 1860H levels to unlock high-grade "Heart of Gold" stopes in FY25.

Additional ore was sourced from South Gwalia Series, West Lode and Main Lode to maximise equipment utilisation between the 1140 and 1580 levels.

Total ore mined was 178kt, aligning with the 700 - 800kt pa targeted production rate.

Total development advance for the period was 772m with a 50/50 split between capital (1900 level infrastructure and Hoover decline) and operating.

Pleasingly, Gwalia's performance in Genesis' first 12 months of ownership has conformed with the due diligence estimates first released to the market in December 2022.

Table 3. Gwalia performance in line with due diligence

		FY24 actual	Due diligence*
Annual mining rate	kt pa	723	700 - 800
Annual gold production	koz pa	126	115 - 130

\*ASX announcement 12<sup>th</sup> December 2022 "Presentation - Creating a leading Australian gold house"

At **Admiral open pit 10.0koz at 1.2g/t was mined** (March quarter 7.8koz at 1.3g/t).

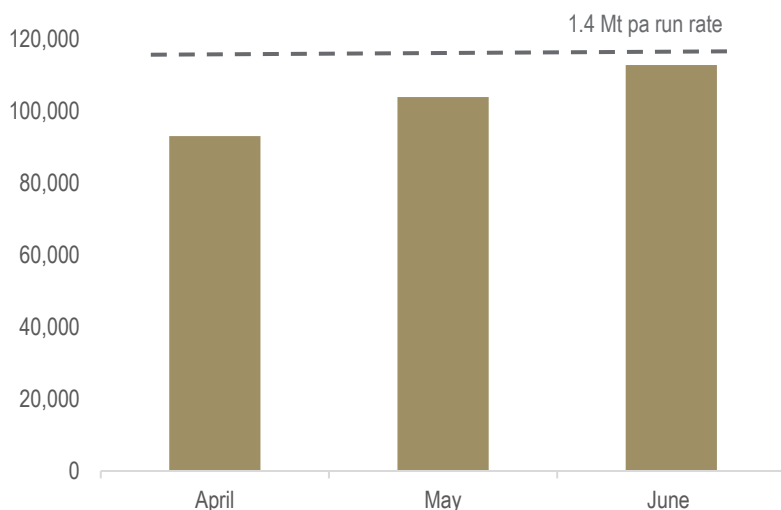
Ore production ramped up to 263kt for the quarter, successfully reaching approximately 50m depth at 30<sup>th</sup> June.

## Processing

The **Leonora mill** continued to successfully increase throughput performance during the June quarter with the addition of further Admiral material, processing 299kt of Genesis-owned ore at 3.7g/t with a metallurgical recovery of 94.2%.

Total ore milled in FY24 stands at 1.15Mt, the highest since FY15. Impressive month-on-month improvements placed processing rates on the cusp of achieving the 1.4Mt pa target at the end of the June quarter.

Figure 2. Ore milled (t) last 3 months



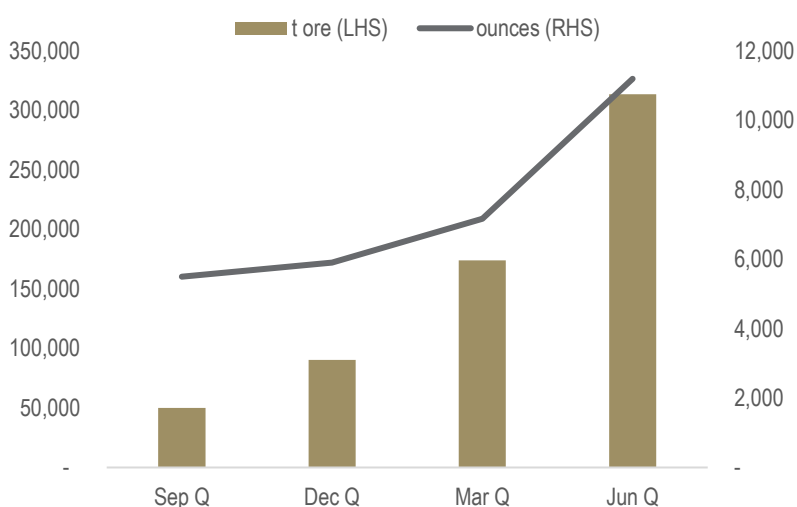
Plant sustaining works continued to focus on leach tanks, cyanide tanks and concrete foundations (required to establish long-life operations at Leonora, in line with the recently released 10-year group production outlook).

During the quarter, 10,562t of third-party ore was processed under a legacy ore purchase agreement (OPA) with Linden Gold Alliance, satisfying all legacy processing obligations at the Leonora mill.

## Surface ore stockpiles

Surface ore stockpiles (inventory awaiting processing) increased significantly in Genesis' first 12 months of ownership to ~314,000t (up from ~5,000t at 30th June 2023). This is in line with Genesis' **long-term strategy to "future-proof" the business.**

Figure 3. Surface ore stockpiles building





- Purchase orders made for A\$6.7m of long-lead plant and early refurbishment works
- Refurbishment activities ~15% complete (originally planned for the September quarter)

Figure 6. Laverton mill re-start - Scaffolding delivered



- Contract commitments in place for all major re-start requirements, including gas, power, ore haulage and reagents
- Genesis Mining Services (GMS) second mobile equipment fleet ordered for the Hub high grade open pit with delivery slated for August i.e. mining on track to commence at the Hub during September quarter

Figure 7. Hub open pit - Clearing site



- Recruiting 166 roles across Laverton mill re-start and Hub mining (GMS); approximately 46% filled

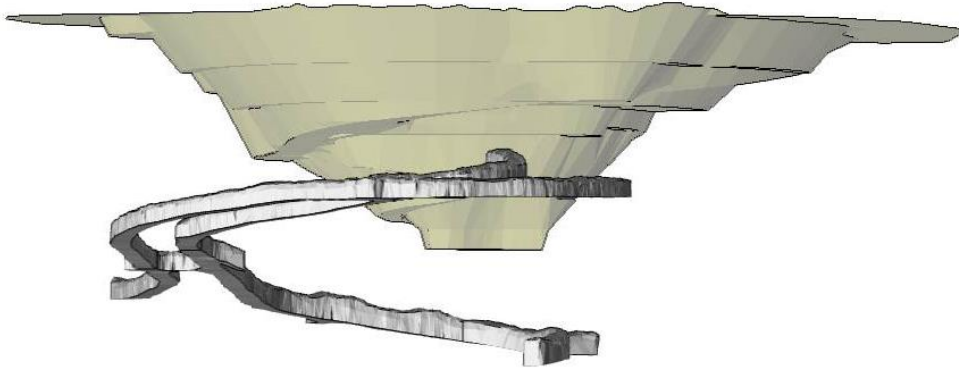
**Details on the earlier timing of the re-start and impact on production and costs will be provided in the updated FY25 guidance in September.**

---

## ***Ulysses underground***

After cutting the access portal late in the March quarter, **development has been rapid** with capital development advance of 646m to 30<sup>th</sup> June (57% ahead of schedule in the Five-year Plan of 412m).

*Figure 8. Ulysses decline - New kid on the block*



Surplus equipment and people from Gwalia underground are being used to share fixed costs.

First delivery of development ore to the Leonora mill is anticipated in the September quarter 2024, ahead of schedule in the Five-year Plan. First stoping is anticipated in late 2024 / early 2025.

In parallel with current development activities, several mining opportunities are under evaluation including:

- Application of “high-speed” jumbo development (accommodated by excellent ground conditions / heading availability)
- Optimisation of pillar locations to improve mining recovery and stope productivity (less slot raises)
- Addition of 2 years of mine life (to 7 years) by mining open pit from underground

## ***Tower Hill project***

Tower Hill is a shallow high-grade deposit located just over 1km north of the Gwalia mine with a Reserve estimate of 15.4Mt @ 2.0g/t for 1.0Moz, located in one planned open pit.

Genesis continues to advance the project, aiming to **commence development in FY27** and **deliver first ore in FY28**.

Achievements during the quarter included:

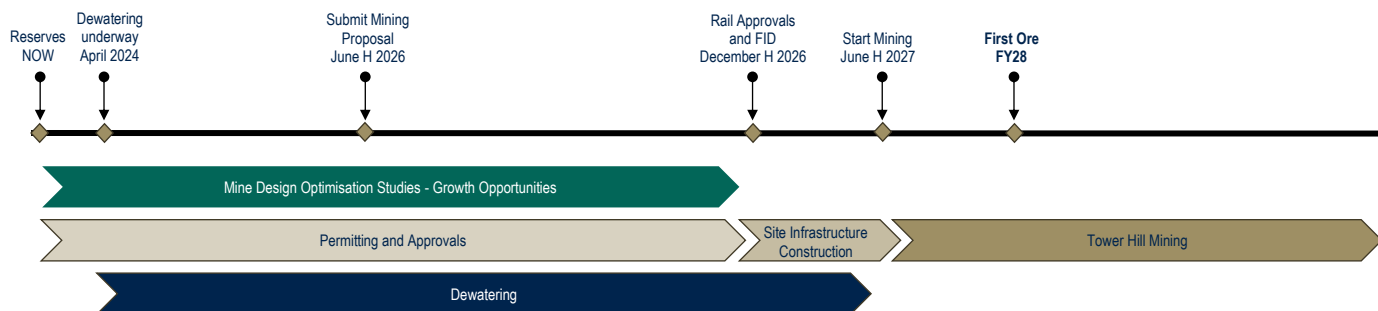
- Progression of community and stakeholder engagement, including stakeholder impact assessments, community briefings and Shire meetings
- Strengthening of Genesis’ important relationship with the Darlot Native Title group, through collaborative on the ground discussions
- Early advice received from the Environmental Protection Authority (EPA, WA Government):

*“the EPA determined to not assess that proposal on the basis the matters could be largely managed through secondary approvals”*

**i.e. Tower Hill can be managed via the standard WA mining approval process**

- Dewatering of 660 million litres from the pit
- Advancement of technical work for development approvals, including mine design, geotechnical, noise, dust, and blast impact assessments, hydrology and hydrogeology studies
- Progression of approvals for termination of the rail line to the south of the planned pit with significant positive engagement with the State Government and several other stakeholders including Arc Infrastructure

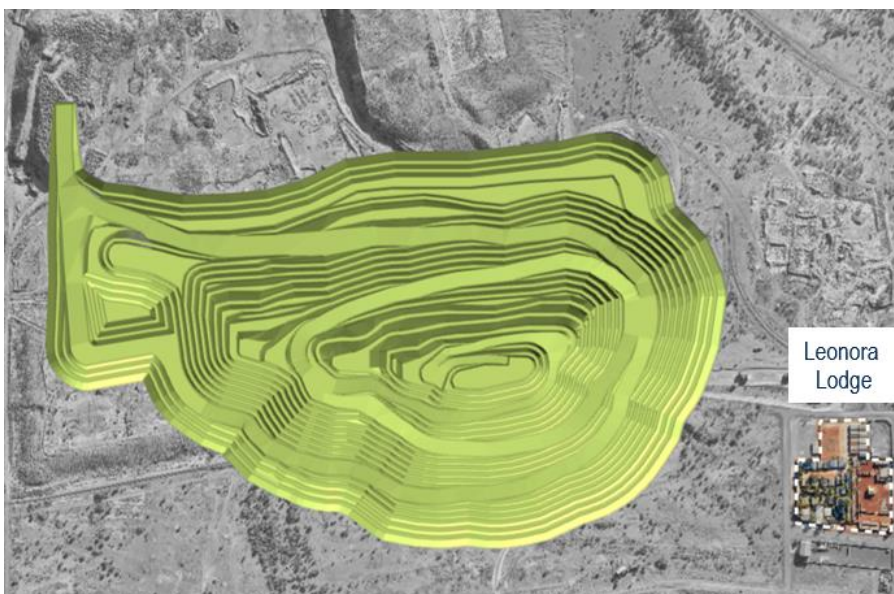
Figure 9. Advancing Tower Hill



During the quarter the A\$7.5m acquisition of the Leonora Lodge was completed earlier than planned.

Leonora Lodge will provide accommodation for the workforce and facilitate compression of the Tower Hill construction timeframe.

Figure 10. Leonora Lodge



The decision to bring the acquisition forward was motivated by:

- Positive implications for the Tower Hill development timeframe stemming from the early advice from the EPA to not assess the project
- Stronger than expected cash position of Genesis heading into 30th June 2024

Further growth in the 1.0Moz Reserve is anticipated given significant extensional upside. Tower Hill has only been drill-tested to ~450m depth despite being immediately adjacent to the Gwalia mine (>2km depth). A second stage of drilling is planned to infill plus test high grade shoot extensions and parallel structures in this highly fertile system.

### Drilling

A\$2.6 million was invested on exploration activities in the June quarter, with drilling focused on:

- Gwalia underground
- Hub underground potential
- Bruno-Lewis open pit

## Finance

### Cash position

At 30<sup>th</sup> June 2024 the Company held cash of A\$171 million and bullion of A\$2 million.

### Gold sales

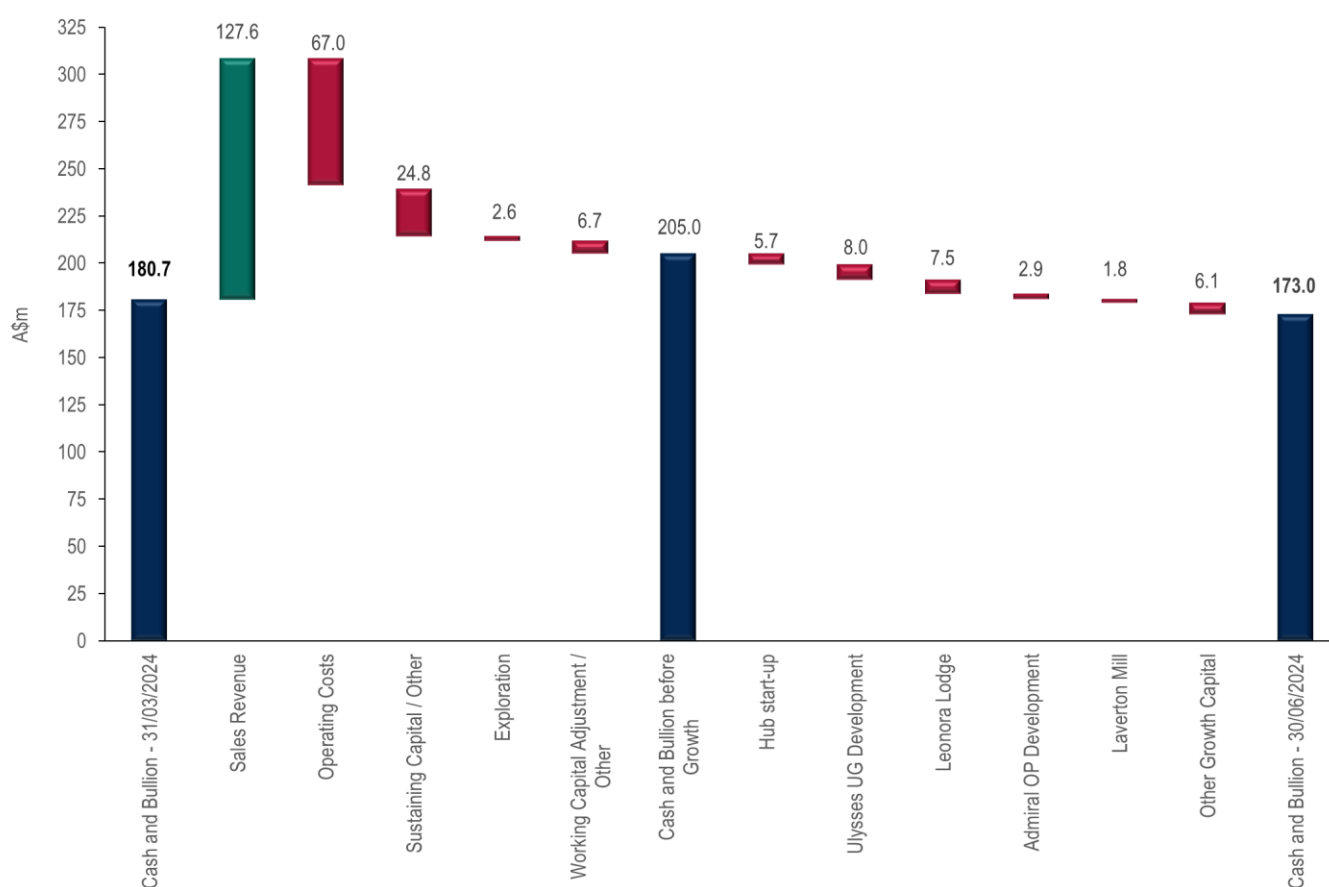
Gold sales for the quarter were 35,983oz at an average sale price of A\$3,548/oz, for sales receipts of A\$127.6 million (note that gold sales exclude movements of gold in transit).

### FY25 AISC

From the September quarter 2024, Genesis will calculate AISC/oz using gold sales as the denominator (previously gold recovered).

### Cash and accrual flows

Figure 11. June quarter 2024 cash and accruals movements



- Operating Costs: Mining, processing and site administration.
- Sustaining Capital / Other: Sustaining capital works (A\$1.7m), sustaining lease repayments (A\$1.3m), underground mine development including drilling (A\$10.1m), open pit mine development (A\$1.1m), royalties (A\$5.3m), corporate expenses (A\$5m) and rehabilitation (A\$0.3m).
- Working Capital Adjustments / Other: Bullion movement and working capital adjustments.

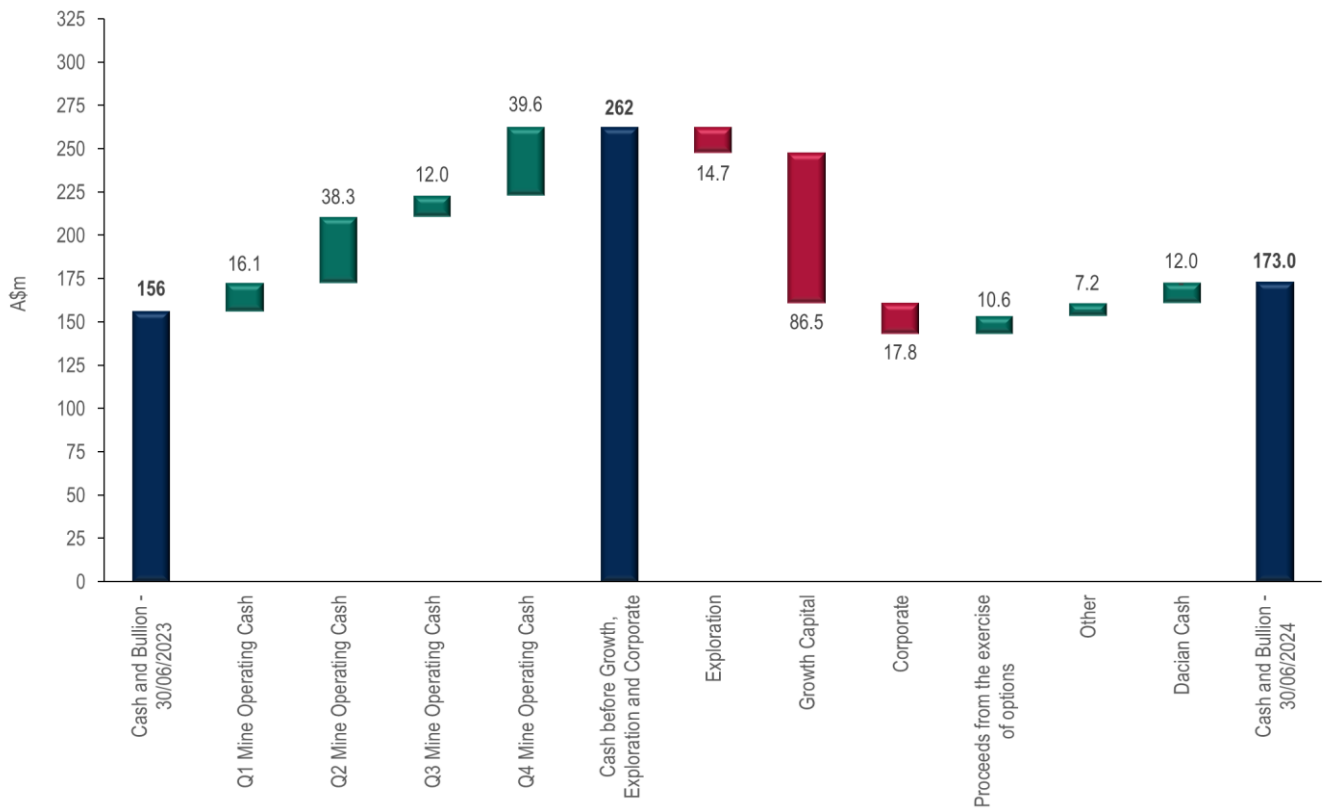
As set out in item 6.1 of the Appendix 5B for the June quarter, payments to related parties consisted of remuneration paid to the Managing Director and payment of Non-Executive Director fees totalling A\$386,000.

Operating cash outflows for the quarter included payments for production costs of A\$68 million and payments for development and exploration activities of A\$14 million. Inflows for the quarter included gold sales of A\$128 million.

Refer to the attached Appendix 5B for details of the consolidated cash position for Genesis (noting that Figure 11 above is presented on an accruals basis).

During FY25 Genesis generated A\$106 million mine operating cash, before exploration, growth and corporate cost.

Figure 12. FY25 cash and accruals movements



- Growth Capital: Mine development (Admiral A\$28.2m and Ulysses A\$9.9m), underground infrastructure (A\$7.8m), surface infrastructure (A\$9.6m), Hub open pit start-up (A\$5.7m), Leonora lodge (A\$8.0m), Laverton mill (A\$1.8m), Tower Hill planning (A\$2.6m) and other miscellaneous items (A\$12.9m).

### Corporate debt facility

As previously flagged, Genesis is well advanced in establishing a prudent corporate debt facility with a number of premium banking partners to provide balance sheet flexibility.

### Hedging

During the quarter, Genesis entered into the following hedge arrangements:

- Forward sales: 4,500 oz per quarter from Oct-24 to Sep-25 at an average of A\$3,666/oz
- Zero cost collars: 4,500 oz per quarter from Oct-25 to Sep-26 with a put strike price of A\$3,500/oz and a call strike price of A\$4,235/oz

The total hedging of 36,000 ounces represents ~9% of FY25 / 26 production in the Five-year Plan and ~1% of Reserves. No hedges were delivered into during the June quarter.

Table 4. Hedging (forward sales) at 30<sup>th</sup> June 2024

Quarter	oz	A\$/oz
Dec-24	4,500	3,611
Mar-25	4,500	3,649
Jun-25	4,500	3,685
Sep-25	4,500	3,719
<b>Total</b>	<b>18,000</b>	<b>3,666</b>

Table 5. Zero cost collars at 30<sup>th</sup> June 2024

Quarter	oz	Put strike A\$/oz	Call strike A\$/oz
Dec-25	4,500	3,500	4,235
Mar-26	4,500	3,500	4,235
Jun-26	4,500	3,500	4,235
Sep-26	4,500	3,500	4,235
<b>Total</b>	<b>18,000</b>	<b>3,500</b>	<b>4,235</b>

## Corporate structure

Ordinary shares on issue:	1,122m
Unquoted securities:	48m
Market capitalisation:	A\$2.4b (share price A\$2.16)
Cash and bullion (30 <sup>th</sup> June):	A\$173m
Substantial shareholders:	AustralianSuper Pty Ltd 17.6%
	Van Eck Associates Corporation 7.8%
	Resource Capital Fund VII L.P. 7.6%
	State Street Corporation 6.9%
	Paradice Investment Management 6.3%
	Vanguard Group 5.0%

This announcement is approved for release by Raleigh Finlayson, Managing Director, Genesis.

For further information please contact:

### Investors:

**Troy Irvin**

Corporate Development Officer

T: +61 8 6323 9050

[investorrelations@genesisminerals.com.au](mailto:investorrelations@genesisminerals.com.au)

### Media:

**Paul Armstrong**

Read Corporate

T: +61 8 9388 1474

[info@readcorporate.com.au](mailto:info@readcorporate.com.au)

In accordance with ASX Listing Rule 5.3.3, details of the tenements held at the end of the Quarter are set out in Appendix A.

### Forward Looking Statements

Some statements in this announcement regarding estimates or future events are forward-looking statements. They include indications of, and guidance on, future matters. Forward-looking statements include, but are not limited to, statements preceded by words such as "planned", "expected", "projected", "estimated", "may", "scheduled", "intends", "anticipates", "believes", "potential", "could", "nominal", "conceptual" and similar expressions. Forward-looking statements, opinions and estimates included in this Announcement are based on assumptions and contingencies which are subject to change without notice, as are statements about market and industry trends, which are based on interpretations of current market conditions.

Forward-looking statements are provided as a general guide only and should not be relied on as a guarantee of future performance. Forward-looking statements may be affected by a range of variables and risks that could cause actual results to differ from estimated results and may cause Genesis' actual performance and financial results in future periods to materially differ from any projections of future performance or results expressed or implied by such forward-looking statements. These risks and uncertainties include but are not limited to liabilities inherent in mine development and production, geological, mining and processing technical problems, the inability to obtain any additional mine licenses, permits and other regulatory approvals required in connection with mining and third party processing operations, competition for among other things, capital, acquisition of reserves, undeveloped lands and skilled personnel, incorrect assessments of the value of acquisitions, changes in commodity prices and exchange rate, currency and interest fluctuations, various events which could disrupt operations and/or the transportation of mineral products, including labour stoppages and severe weather conditions, the demand for and availability of transportation services, the ability to secure adequate financing and management's ability to anticipate and manage the foregoing factors and risks. These and other factors should be considered carefully and readers should not place undue reliance on such forward-looking information. There can be no assurance that forward-looking statements will prove to be correct.

### Competent Person Statements

The information in this announcement that relates to:

- Mineral Resource and Ore Reserve estimates for Genesis are extracted from Genesis' ASX announcement 21<sup>st</sup> March 2024 "Growth strategy underpinned by robust Reserves" available at [www.genesisminerals.com.au](http://www.genesisminerals.com.au) and [www.asx.com](http://www.asx.com).
- Exploration Results is based on information compiled by Mr. Andrew de Joux who is a full-time employee of Genesis Minerals Limited, a shareholder of Genesis Minerals Limited and is a member of The Australian Institute of Geoscientists. Mr de Joux has sufficient experience that is relevant to the style of mineralisation and type of deposit under consideration and to the activity being undertaken to qualify as a Competent Person as defined in the 2012 Edition of the 'Australasian Code for Reporting of Exploration Results, Mineral Resources and Ore Reserves'. Mr de Joux consents to the inclusion in the report of the matters based on his information in the form and context in which it appears.

In each case above, Genesis confirms that it is not aware of any new information or data that materially affects the information included in the market announcements and Genesis confirms that all material assumptions and technical parameters underpinning the Mineral Resource and Ore Reserve estimates in the market announcements continue to apply and have not materially changed. Genesis confirms that the form and context in which the Competent Persons' findings are presented have not been materially modified.

### No Liability

Genesis Minerals Limited has prepared this announcement based on information available to it. No representation or warranty, express or implied, is made as to the fairness, accuracy, completeness or correctness of the information, opinions or conclusions contained in this announcement. To the maximum extent permitted by law, none of Genesis Minerals Limited, its directors, officers, employees, associates, advisers and agents, nor any other person accepts any liability, including, without limitation, any liability arising from fault or negligence on the part of any of them or any other person, for any loss arising from the use of this announcement or its contents or otherwise arising in connection with it.

This announcement is not an offer, invitation, solicitation, or other recommendation with respect to the subscription for, purchase or sale of any security, and neither this announcement nor anything in it shall form the basis of any contract or commitment whatsoever.

APPENDIX A - SCHEDULE OF EXPLORATION TENEMENTS HELD AS AT 30<sup>th</sup> JUNE 2024

GENESIS MINERALS LIMITED

Project	Location	Tenement ID	Interest at Start of Quarter (%)	Interest at End of Quarter (%)
<b>ULYSSES PROJECT</b>				
Leonora	Western Australia	E40/229	100	100
Leonora	Western Australia	E40/263	100	100
Leonora	Western Australia	E40/291	100	100
Leonora	Western Australia	E40/295	100	100
Leonora	Western Australia	E40/306	100	100
Leonora	Western Australia	E40/312	100	100
Leonora	Western Australia	E40/333	100	100
Leonora	Western Australia	E40/346	100	100
Leonora	Western Australia	E40/347	100	100
Leonora	Western Australia	E40/359	100	100
Leonora	Western Australia	E40/371	100	100
Leonora	Western Australia	E40/404	Pending Grant	Pending Grant
Leonora	Western Australia	E40/410	100	100
Leonora	Western Australia	E40/424	100	100
Leonora	Western Australia	E40/435	100	100
Leonora	Western Australia	E40/439	Pending Grant	Pending Grant
Leonora	Western Australia	E40/449	Pending Grant	Pending Grant
Leonora	Western Australia	G40/4	100	100
Leonora	Western Australia	G40/5	100	100
Leonora	Western Australia	G40/6	100	100
Leonora	Western Australia	G40/7	100	100
Leonora	Western Australia	L31/86	Pending Grant	Pending Grant
Leonora	Western Australia	L39/374	Pending Grant	Pending Grant
Leonora	Western Australia	L40/7	100	100
Leonora	Western Australia	L40/10	100	100
Leonora	Western Australia	L40/11	100	100
Leonora	Western Australia	L40/12	100	100
Leonora	Western Australia	L40/15	100	100
Leonora	Western Australia	L40/17	100	100
Leonora	Western Australia	L40/18	100	100
Leonora	Western Australia	L40/19	100	100
Leonora	Western Australia	L40/20	100	100
Leonora	Western Australia	L40/21	100	100
Leonora	Western Australia	L40/22	100	100
Leonora	Western Australia	L40/30	100	100
Leonora	Western Australia	L40/31	100	100
Leonora	Western Australia	L40/32	100	100
Leonora	Western Australia	L40/33	100	100
Leonora	Western Australia	L40/34	100	100
Leonora	Western Australia	L40/35	100	100
Leonora	Western Australia	L40/36	100	100

For personal use only

Project	Location	Tenement ID	Interest at Start of Quarter (%)	Interest at End of Quarter (%)
Leonora	Western Australia	L40/43	100	100
Leonora	Western Australia	L40/46	Pending Grant	Pending Grant
Leonora	Western Australia	M40/3	100	100
Leonora	Western Australia	M40/20	100	100
Leonora	Western Australia	M40/94	100	100
Leonora	Western Australia	M40/101	100	100
Leonora	Western Australia	M40/107	100	100
Leonora	Western Australia	M40/110	100	100
Leonora	Western Australia	M40/120	100	100
Leonora	Western Australia	M40/136	100	100
Leonora	Western Australia	M40/137	100	100
Leonora	Western Australia	M40/148	100	100
Leonora	Western Australia	M40/151	100	100
Leonora	Western Australia	M40/163	100	100
Leonora	Western Australia	M40/164	100	100
Leonora	Western Australia	M40/166	100	100
Leonora	Western Australia	M40/174	100	100
Leonora	Western Australia	M40/196	97	97
Leonora	Western Australia	M40/209	100	100
Leonora	Western Australia	M40/288	100	100
Leonora	Western Australia	M40/289	100	100
Leonora	Western Australia	M40/290	100	100
Leonora	Western Australia	M40/291	100	100
Leonora	Western Australia	M40/292	100	100
Leonora	Western Australia	M40/293	100	100
Leonora	Western Australia	M40/339	100	100
Leonora	Western Australia	M40/340	100	100
Leonora	Western Australia	M40/343	100	100
Leonora	Western Australia	M40/345	100	100
Leonora	Western Australia	P37/9140	100	100
Leonora	Western Australia	P37/9141	100	100
Leonora	Western Australia	P37/9142	100	100
Leonora	Western Australia	P40/1373	100	100
Leonora	Western Australia	P40/1396	100	100
Leonora	Western Australia	P40/1425	100	100
Leonora	Western Australia	P40/1426	100	100
Leonora	Western Australia	P40/1427	100	100
Leonora	Western Australia	P40/1433	100	100
Leonora	Western Australia	P40/1434	100	100
Leonora	Western Australia	P40/1435	100	100
Leonora	Western Australia	P40/1436	100	100
Leonora	Western Australia	P40/1439	100	100
Leonora	Western Australia	P40/1440	100	100
Leonora	Western Australia	P40/1441	100	100
Leonora	Western Australia	P40/1445	100	100
Leonora	Western Australia	P40/1449	100	100

Project	Location	Tenement ID	Interest at Start of Quarter (%)	Interest at End of Quarter (%)
Leonora	Western Australia	P40/1454	100	100
Leonora	Western Australia	P40/1457	100	100
Leonora	Western Australia	P40/1465	100	100
Leonora	Western Australia	P40/1476	100	100
Leonora	Western Australia	P40/1477	100	100
Leonora	Western Australia	P40/1479	100	100
Leonora	Western Australia	P40/1523	100	100
Leonora	Western Australia	P40/1524	100	100
Leonora	Western Australia	P40/1529	100	100
Leonora	Western Australia	P40/1537	100	100
Leonora	Western Australia	P40/1541	100	100
Leonora	Western Australia	P40/1542	100	100
Leonora	Western Australia	P40/1543	100	100
Leonora	Western Australia	P40/1544	100	100
Leonora	Western Australia	P40/1545	100	100
<b>MT MAGNET PROJECT</b>				
Barimaia	Western Australia	E58/574	100 (Note 1)	100 (Note 1)
Barimaia	Western Australia	M58/361	100 (Note 1)	100 (Note 1)
Barimaia	Western Australia	M58/371	0	Pending (Note 1)
Barimaia	Western Australia	P58/1687	100 (Note 1)	100 (Note 1)
Barimaia	Western Australia	P58/1688	100 (Note 1)	100 (Note 1)
Barimaia	Western Australia	P58/1689	100 (Note 1)	100 (Note 1)
Barimaia	Western Australia	P58/1690	100 (Note 1)	100 (Note 1)
Barimaia	Western Australia	P58/1691	100 (Note 1)	100 (Note 1)
Barimaia	Western Australia	P58/1692	100 (Note 1)	100 (Note 1)
Barimaia	Western Australia	P58/1751	100 (Note 1)	100 (Note 1)
Barimaia	Western Australia	P58/1752	100 (Note 1)	100 (Note 1)
Barimaia	Western Australia	P58/1762	100 (Note 1)	100 (Note 1)
Barimaia	Western Australia	P58/1763	100 (Note 1)	100 (Note 1)
Barimaia	Western Australia	P58/1764	100 (Note 1)	100 (Note 1)
Barimaia	Western Australia	P58/1765	100 (Note 1)	100 (Note 1)
Barimaia	Western Australia	P58/1859	100 (Note 1)	100 (Note 1)
Barimaia	Western Australia	P58/1956	100 (Note 1)	100 (Note 1)
Barimaia	Western Australia	P58/1957	100 (Note 1)	100 (Note 1)
<b>LEONORA PROJECT</b>				
Gwalia	Western Australia	E37/916	100	100
Gwalia	Western Australia	G37/6	100	100
Gwalia	Western Australia	G37/8	100	100
Gwalia	Western Australia	G37/9	100	100
Gwalia	Western Australia	G37/10	100	100
Gwalia	Western Australia	G37/11	100	100
Gwalia	Western Australia	G37/12	100	100
Gwalia	Western Australia	G37/13	100	100
Gwalia	Western Australia	G37/14	100	100
Gwalia	Western Australia	G37/15	100	100

Project	Location	Tenement ID	Interest at Start of Quarter (%)	Interest at End of Quarter (%)
Gwalia	Western Australia	G37/16	100	100
Gwalia	Western Australia	G37/17	100	100
Gwalia	Western Australia	G37/18	100	100
Gwalia	Western Australia	G37/21	100	100
Gwalia	Western Australia	G37/25	100	100
Gwalia	Western Australia	G37/26	100	100
Gwalia	Western Australia	G37/27	100	100
Gwalia	Western Australia	G37/28	100	100
Gwalia	Western Australia	G37/29	100	100
Gwalia	Western Australia	G37/30	100	100
Gwalia	Western Australia	G37/31	100	100
Gwalia	Western Australia	G37/32	100	100
Gwalia	Western Australia	G37/33	100	100
Gwalia	Western Australia	G37/34	100	100
Gwalia	Western Australia	G37/35	100	100
Gwalia	Western Australia	L37/23	100	100
Gwalia	Western Australia	L37/24	100	100
Gwalia	Western Australia	L37/28	100	100
Gwalia	Western Australia	L37/29	100	100
Gwalia	Western Australia	L37/30	100	100
Gwalia	Western Australia	L37/33	100	100
Gwalia	Western Australia	L37/34	100	100
Gwalia	Western Australia	L37/35	100	100
Gwalia	Western Australia	L37/36	100	100
Gwalia	Western Australia	L37/41	100	100
Gwalia	Western Australia	L37/43	100	100
Gwalia	Western Australia	L37/50	100	100
Gwalia	Western Australia	L37/51	100	100
Gwalia	Western Australia	L37/56	100	100
Gwalia	Western Australia	L37/58	100	100
Gwalia	Western Australia	L37/66	100	100
Gwalia	Western Australia	L37/70	100	100
Gwalia	Western Australia	L37/74	100	100
Gwalia	Western Australia	L37/76	100	100
Gwalia	Western Australia	L37/79	100	100
Gwalia	Western Australia	L37/80	100	100
Gwalia	Western Australia	L37/83	100	100
Gwalia	Western Australia	L37/89	100	100
Gwalia	Western Australia	L37/125	100	100
Gwalia	Western Australia	L37/150	100	100
Gwalia	Western Australia	L37/151	100	100
Gwalia	Western Australia	L37/152	100	100
Gwalia	Western Australia	L37/153	100	100
Gwalia	Western Australia	L37/154	100	100
Gwalia	Western Australia	L37/155	100	100
Gwalia	Western Australia	L37/156	100	100

Project	Location	Tenement ID	Interest at Start of Quarter (%)	Interest at End of Quarter (%)
Gwalia	Western Australia	L37/157	100	100
Gwalia	Western Australia	L37/158	100	100
Gwalia	Western Australia	L37/159	100	100
Gwalia	Western Australia	L37/161	100	100
Gwalia	Western Australia	L37/164	100	100
Gwalia	Western Australia	L37/176	100	100
Gwalia	Western Australia	L37/212	100	100
Gwalia	Western Australia	L37/213	100	100
Gwalia	Western Australia	L37/220	100	100
Gwalia	Western Australia	L37/221	100	100
Gwalia	Western Australia	L37/263	100	100
Gwalia	Western Australia	L37/274	Pending Grant	Pending Grant
Gwalia	Western Australia	L37/275	Pending Grant	Pending Grant
Gwalia	Western Australia	M37/17	100	100
Gwalia	Western Australia	M37/25	100	100
Gwalia	Western Australia	M37/46	100	100
Gwalia	Western Australia	M37/55	100	100
Gwalia	Western Australia	M37/58	100	100
Gwalia	Western Australia	M37/137	100	100
Gwalia	Western Australia	M37/158	100	100
Gwalia	Western Australia	M37/159	100	100
Gwalia	Western Australia	M37/163	100	100
Gwalia	Western Australia	M37/164	100	100
Gwalia	Western Australia	M37/165	100	100
Gwalia	Western Australia	M37/170	100	100
Gwalia	Western Australia	M37/172	100	100
Gwalia	Western Australia	M37/200	100	100
Gwalia	Western Australia	M37/204	100	100
Gwalia	Western Australia	M37/212	100	100
Gwalia	Western Australia	M37/219	100	100
Gwalia	Western Australia	M37/247	100	100
Gwalia	Western Australia	M37/251	100	100
Gwalia	Western Australia	M37/333	100	100
Gwalia	Western Australia	M37/338	100	100
Gwalia	Western Australia	M37/391	100	100
Gwalia	Western Australia	M37/398	100	100
Gwalia	Western Australia	M37/399	100	100
Gwalia	Western Australia	M37/400	100	100
Gwalia	Western Australia	M37/454	100	100
Gwalia	Western Australia	M37/458	100	100
Gwalia	Western Australia	M37/459	100	100
Gwalia	Western Australia	M37/460	100	100
Gwalia	Western Australia	M37/478	100	100
Gwalia	Western Australia	M37/485	51 (Note 2)	51 (Note 2)
Gwalia	Western Australia	M37/531	51 (Note 2)	51 (Note 2)
Gwalia	Western Australia	M37/532	51 (Note 2)	51 (Note 2)

Project	Location	Tenement ID	Interest at Start of Quarter (%)	Interest at End of Quarter (%)
Gwalia	Western Australia	M37/564	100	100
Gwalia	Western Australia	M37/565	100	100
Gwalia	Western Australia	M37/586	100	100
Gwalia	Western Australia	M37/587	100	100
Gwalia	Western Australia	M37/598	100	100
Gwalia	Western Australia	M37/599	100	100
Gwalia	Western Australia	M37/600	100	100
Gwalia	Western Australia	M37/601	100	100
Gwalia	Western Australia	M37/602	100	100
Gwalia	Western Australia	M37/622	100	100
Gwalia	Western Australia	M37/626	100	100
Gwalia	Western Australia	M37/689	100	100
Gwalia	Western Australia	M37/763	100	100
Gwalia	Western Australia	M37/849	100	100
Gwalia	Western Australia	M37/902	100	100
Gwalia	Western Australia	M37/903	100	100
Gwalia	Western Australia	M37/955	100	100
Gwalia	Western Australia	M37/975	100	100
Gwalia	Western Australia	M37/986	100	100
Gwalia	Western Australia	M37/1026	100	100
Gwalia	Western Australia	M37/1027	100	100
Gwalia	Western Australia	M37/1030	100	100
Gwalia	Western Australia	M37/1064	100	100
Gwalia	Western Australia	M37/1128	100	100
Gwalia	Western Australia	M37/1150	100	100
Gwalia	Western Australia	M37/1185	100	100
Gwalia	Western Australia	M37/1298	100	100
Gwalia	Western Australia	P37/8734	100	100
Gwalia	Western Australia	P37/8777	100	100
Gwalia	Western Australia	P37/8778	100	100
Gwalia	Western Australia	P37/9005	100	100
Gwalia	Western Australia	P37/9006	100	100
Gwalia	Western Australia	P37/9007	100	100
Gwalia	Western Australia	P37/9467	100	100
Gwalia	Western Australia	P37/9744	100	100
Bardoc	Western Australia	E24/231	Pending Grant	Pending Grant
Bardoc	Western Australia	L24/148	100	100
Bardoc	Western Australia	L24/202	100	100
Bardoc	Western Australia	L24/203	100	100
Bardoc	Western Australia	L24/204	100	100
Bardoc	Western Australia	L24/209	100	100
Bardoc	Western Australia	L24/223	100	100
Bardoc	Western Australia	L24/225	100	100
Bardoc	Western Australia	L24/226	100	100
Bardoc	Western Australia	L24/227	100	100
Bardoc	Western Australia	L24/243	100	100

Project	Location	Tenement ID	Interest at Start of Quarter (%)	Interest at End of Quarter (%)
Bardoc	Western Australia	L24/244	Pending Grant	100
Bardoc	Western Australia	L24/245	Pending Grant	100
Bardoc	Western Australia	L27/64	100	100
Bardoc	Western Australia	L29/114	100	100
Bardoc	Western Australia	L29/115	100	100
Bardoc	Western Australia	M24/11	100	100
Bardoc	Western Australia	M24/43	100	100
Bardoc	Western Australia	M24/83	100	100
Bardoc	Western Australia	M24/96	100	100
Bardoc	Western Australia	M24/99	100	100
Bardoc	Western Australia	M24/121	100	100
Bardoc	Western Australia	M24/122	100	100
Bardoc	Western Australia	M24/133	100	100
Bardoc	Western Australia	M24/134	100	100
Bardoc	Western Australia	M24/135	100	100
Bardoc	Western Australia	M24/146	100	100
Bardoc	Western Australia	M24/244	100	100
Bardoc	Western Australia	M24/326	100	100
Bardoc	Western Australia	M24/348	100	100
Bardoc	Western Australia	M24/364	100	100
Bardoc	Western Australia	M24/395	100	100
Bardoc	Western Australia	M24/400	100	100
Bardoc	Western Australia	M24/405	100	100
Bardoc	Western Australia	M24/420	100	100
Bardoc	Western Australia	M24/429	100	100
Bardoc	Western Australia	M24/469	100	100
Bardoc	Western Australia	M24/471	100	100
Bardoc	Western Australia	M24/487	100	100
Bardoc	Western Australia	M24/491	100	100
Bardoc	Western Australia	M24/498	100	100
Bardoc	Western Australia	M24/510	100	100
Bardoc	Western Australia	M24/512	100	100
Bardoc	Western Australia	M24/532	100	100
Bardoc	Western Australia	M24/649	100	100
Bardoc	Western Australia	M24/662	100	100
Bardoc	Western Australia	M24/681	100	100
Bardoc	Western Australia	M24/720	100	100
Bardoc	Western Australia	M24/779	100	100
Bardoc	Western Australia	M24/854	100	100
Bardoc	Western Australia	M24/869	100	100
Bardoc	Western Australia	M24/870	100	100
Bardoc	Western Australia	M24/871	100	100
Bardoc	Western Australia	M24/886	100	100
Bardoc	Western Australia	M24/887	100	100
Bardoc	Western Australia	M24/888	100	100
Bardoc	Western Australia	M24/889	100	100

Project	Location	Tenement ID	Interest at Start of Quarter (%)	Interest at End of Quarter (%)
Bardoc	Western Australia	M24/890	100	100
Bardoc	Western Australia	M24/891	100	100
Bardoc	Western Australia	M24/892	100	100
Bardoc	Western Australia	M24/942	95	95
Bardoc	Western Australia	M24/943	100	100
Bardoc	Western Australia	M24/950	100	100
Bardoc	Western Australia	M24/951	100	100
Bardoc	Western Australia	M24/952	100	100
Bardoc	Western Australia	M24/955	100	100
Bardoc	Western Australia	M24/956	100	100
Bardoc	Western Australia	M24/985	Pending Grant	Pending Grant
Bardoc	Western Australia	M24/988	Pending Grant	Pending Grant
Bardoc	Western Australia	M24/989	Pending Grant	Pending Grant
Bardoc	Western Australia	M24/995	Pending Grant	Pending Grant
Bardoc	Western Australia	M27/102	100	100
Bardoc	Western Australia	M27/140	100	100
Bardoc	Western Australia	M27/145	100	100
Bardoc	Western Australia	M30/119	100	100
Bardoc	Western Australia	M30/145	100	100
Bardoc	Western Australia	P24/4512	100	100
Bardoc	Western Australia	P24/4587	100	100
Bardoc	Western Australia	P24/4628	100	100
Bardoc	Western Australia	P24/5003	100	100
Bardoc	Western Australia	P24/5004	100	100
Bardoc	Western Australia	P24/5005	100	100
Bardoc	Western Australia	P24/5006	100	100
Bardoc	Western Australia	P24/5007	100	100
Bardoc	Western Australia	P24/5008	100	100
Bardoc	Western Australia	P24/5009	100	100
Bardoc	Western Australia	P24/5014	100	100
Bardoc	Western Australia	P24/5015	100	100
Bardoc	Western Australia	P24/5021	100	100
Bardoc	Western Australia	P24/5023	100	100
Bardoc	Western Australia	P24/5024	100	100
Bardoc	Western Australia	P24/5025	100	100
Bardoc	Western Australia	P24/5026	100	100
Bardoc	Western Australia	P24/5027	100	100
Bardoc	Western Australia	P24/5028	100	100
Bardoc	Western Australia	P24/5029	100	100
Bardoc	Western Australia	P24/5030	100	100
Bardoc	Western Australia	P24/5031	100	100
Bardoc	Western Australia	P24/5032	100	100
Bardoc	Western Australia	P24/5033	100	100
Bardoc	Western Australia	P24/5034	100	100
Bardoc	Western Australia	P24/5035	100	100
Bardoc	Western Australia	P24/5060	100	100

Project	Location	Tenement ID	Interest at Start of Quarter (%)	Interest at End of Quarter (%)
Bardoc	Western Australia	P24/5061	100	100
Bardoc	Western Australia	P24/5082	100	100
Bardoc	Western Australia	P24/5083	100	100
Bardoc	Western Australia	P24/5084	100	100
Bardoc	Western Australia	P24/5085	100	100
Bardoc	Western Australia	P24/5086	100	100
Bardoc	Western Australia	P24/5089	100	100
Bardoc	Western Australia	P24/5090	100	100
Bardoc	Western Australia	P24/5091	100	100
Bardoc	Western Australia	P24/5092	100	100
Bardoc	Western Australia	P24/5093	100	100
Bardoc	Western Australia	P24/5103	100	100
Bardoc	Western Australia	P24/5104	100	100
Bardoc	Western Australia	P24/5105	100	100
Bardoc	Western Australia	P24/5109	100	100
Bardoc	Western Australia	P24/5178	100	100
Bardoc	Western Australia	P24/5252	100	100
Bardoc	Western Australia	P24/5253	100	100
Bardoc	Western Australia	P24/5254	100	100
Bardoc	Western Australia	P24/5261	100	100
Bardoc	Western Australia	P24/5262	100	100
Bardoc	Western Australia	P24/5263	100	100
Bardoc	Western Australia	P24/5264	100	100
Bardoc	Western Australia	P24/5285	100	100
Bardoc	Western Australia	P24/5286	100	100
Bardoc	Western Australia	P24/5323	100	100
Bardoc	Western Australia	P24/5324	100	100
Bardoc	Western Australia	P24/5337	100	100
Bardoc	Western Australia	P24/5351	100	100
Bardoc	Western Australia	P24/5460	100	100
Bardoc	Western Australia	P24/5603	100	100
Bardoc	Western Australia	P24/5604	100	100
Bardoc	Western Australia	P24/5648	0	100
Bardoc	Western Australia	P24/5649	0	100
Bardoc	Western Australia	P24/5650	0	100
Bardoc	Western Australia	P24/5651	0	100
Bardoc	Western Australia	P27/2369	100	100
Bardoc	Western Australia	P27/2370	100	100
Bardoc	Western Australia	P27/2371	100	100
Bardoc	Western Australia	P27/2386	100	100
<b>REDCLIFFE PROJECT</b>				
Redcliffe	Western Australia	E37/1205	100	100
Redcliffe	Western Australia	E37/1252	100	100
Redcliffe	Western Australia	E37/1259	100	100
Redcliffe	Western Australia	E37/1270	100	100

Project	Location	Tenement ID	Interest at Start of Quarter (%)	Interest at End of Quarter (%)
Redcliffe	Western Australia	E37/1284	100	100
Redcliffe	Western Australia	E37/1285	100	100
Redcliffe	Western Australia	E37/1288	100	100
Redcliffe	Western Australia	E37/1289	100	100
Redcliffe	Western Australia	E37/1356	100	100
Redcliffe	Western Australia	E37/1451	100	100
Redcliffe	Western Australia	E37/1471	Pending Grant	Pending Grant
Redcliffe	Western Australia	E37/1473	Pending Grant	Pending Grant
Redcliffe	Western Australia	L37/255	100	100
Redcliffe	Western Australia	L39/317	100	100
Redcliffe	Western Australia	M37/1276	100	100
Redcliffe	Western Australia	M37/1285	100	100
Redcliffe	Western Australia	M37/1286	100	100
Redcliffe	Western Australia	M37/1295	100	100
Redcliffe	Western Australia	M37/1348	100	100
<b>BRUNO-LEWIS PROJECT</b>				
Bruno-Lewis	Western Australia	L37/106	100	100
Bruno-Lewis	Western Australia	L37/127	100	100
Bruno-Lewis	Western Australia	L37/128	100	100
Bruno-Lewis	Western Australia	L37/242	100	100
Bruno-Lewis	Western Australia	L37/243	100	100
Bruno-Lewis	Western Australia	M37/86	100	100
Bruno-Lewis	Western Australia	M37/227	100	100
Bruno-Lewis	Western Australia	M37/277	100	100
Bruno-Lewis	Western Australia	M37/300	100	100
Bruno-Lewis	Western Australia	M37/428	100	100
Bruno-Lewis	Western Australia	M37/594	100	100
Bruno-Lewis	Western Australia	M37/646	100	100
Bruno-Lewis	Western Australia	M37/1319	100	100
Bruno-Lewis	Western Australia	M37/1331	100	100
<b>MT MORGANS PROJECT</b>				
Mt Morgans	Western Australia	E38/2951	100	100
Mt Morgans	Western Australia	E38/3211	100	100 (Note 3)
Mt Morgans	Western Australia	E38/3272	100	100 (Note 3)
Mt Morgans	Western Australia	E38/3649	100	100
Mt Morgans	Western Australia	E39/1310	100	100
Mt Morgans	Western Australia	E39/1713	100	100
Mt Morgans	Western Australia	E39/1787	100	100
Mt Morgans	Western Australia	E39/1950	100	100
Mt Morgans	Western Australia	E39/1951	100	100
Mt Morgans	Western Australia	E39/1967	100	100
Mt Morgans	Western Australia	E39/2002	100	100
Mt Morgans	Western Australia	E39/2004	100	100
Mt Morgans	Western Australia	E39/2017	100	100
Mt Morgans	Western Australia	E39/2020	100	100

Project	Location	Tenement ID	Interest at Start of Quarter (%)	Interest at End of Quarter (%)
Mt Morgans	Western Australia	E39/2433	Pending Grant	Pending Grant
Mt Morgans	Western Australia	L38/388	Pending Grant	Pending Grant
Mt Morgans	Western Australia	L39/57	100	100
Mt Morgans	Western Australia	L39/244	100	100
Mt Morgans	Western Australia	L39/246	100	100
Mt Morgans	Western Australia	L39/286	100	100
Mt Morgans	Western Australia	L39/342	Pending Grant	0 (Withdrawn)
Mt Morgans	Western Australia	L39/349	Pending Grant	Pending Grant
Mt Morgans	Western Australia	L39/350	Pending Grant	Pending Grant
Mt Morgans	Western Australia	L39/367	100	100
Mt Morgans	Western Australia	L39/368	100	100
Mt Morgans	Western Australia	L39/375	0	Pending Grant
Mt Morgans	Western Australia	L39/376	0	Pending Grant
Mt Morgans	Western Australia	L39/381	0	Pending Grant
Mt Morgans	Western Australia	M38/395	100	100
Mt Morgans	Western Australia	M38/396	100	100
Mt Morgans	Western Australia	M38/548	100	100
Mt Morgans	Western Australia	M38/595	100	100
Mt Morgans	Western Australia	M38/848	100	100
Mt Morgans	Western Australia	M39/18	100	100
Mt Morgans	Western Australia	M39/36	100	100
Mt Morgans	Western Australia	M39/208	100	100
Mt Morgans	Western Australia	M39/228	100	100
Mt Morgans	Western Australia	M39/236	100	100
Mt Morgans	Western Australia	M39/240	100	100
Mt Morgans	Western Australia	M39/248	100	100
Mt Morgans	Western Australia	M39/250	100	100
Mt Morgans	Western Australia	M39/261	100	100
Mt Morgans	Western Australia	M39/264	100	100
Mt Morgans	Western Australia	M39/272	100	100
Mt Morgans	Western Australia	M39/273	100	100
Mt Morgans	Western Australia	M39/282	100	100
Mt Morgans	Western Australia	M39/287	100	100
Mt Morgans	Western Australia	M39/291	100	100
Mt Morgans	Western Australia	M39/295	100	100
Mt Morgans	Western Australia	M39/304	100	100
Mt Morgans	Western Australia	M39/305	100	100
Mt Morgans	Western Australia	M39/306	100	100
Mt Morgans	Western Australia	M39/333	100	100
Mt Morgans	Western Australia	M39/380	100	100
Mt Morgans	Western Australia	M39/390	100	100
Mt Morgans	Western Australia	M39/391	100	100
Mt Morgans	Western Australia	M39/392	100	100
Mt Morgans	Western Australia	M39/393	100	100
Mt Morgans	Western Australia	M39/394	100	100
Mt Morgans	Western Australia	M39/395	100	100

Project	Location	Tenement ID	Interest at Start of Quarter (%)	Interest at End of Quarter (%)
Mt Morgans	Western Australia	M39/403	100	100
Mt Morgans	Western Australia	M39/441	100	100
Mt Morgans	Western Australia	M39/442	100	100
Mt Morgans	Western Australia	M39/443	100	100
Mt Morgans	Western Australia	M39/444	100	100
Mt Morgans	Western Australia	M39/497	100	100
Mt Morgans	Western Australia	M39/501	100	100
Mt Morgans	Western Australia	M39/502	100	100
Mt Morgans	Western Australia	M39/503	100	100
Mt Morgans	Western Australia	M39/504	100	100
Mt Morgans	Western Australia	M39/513	100	100
Mt Morgans	Western Australia	M39/745	100	100
Mt Morgans	Western Australia	M39/746	100	100
Mt Morgans	Western Australia	M39/747	100	100
Mt Morgans	Western Australia	M39/799	100	100
Mt Morgans	Western Australia	M39/937	100	100
Mt Morgans	Western Australia	M39/938	100	100
Mt Morgans	Western Australia	M39/993	100	100
Mt Morgans	Western Australia	M39/1107	100	100
Mt Morgans	Western Australia	M39/1120	100	100
Mt Morgans	Western Australia	M39/1122	100	100
Mt Morgans	Western Australia	M39/1129	100	100
Mt Morgans	Western Australia	M39/1137	100	100
Mt Morgans	Western Australia	P38/4466	100	100
Mt Morgans	Western Australia	P38/4486	100	100
Mt Morgans	Western Australia	P39/5498	100	100
Mt Morgans	Western Australia	P39/5823	100	100
Mt Morgans	Western Australia	P39/5825	100	100
Mt Morgans	Western Australia	P39/5826	100	100
Mt Morgans	Western Australia	P39/5827	100	100
Mt Morgans	Western Australia	P39/5828	100	100
Mt Morgans	Western Australia	P39/5829	100	100
Mt Morgans	Western Australia	P39/5830	100	100
Mt Morgans	Western Australia	P39/5865	100	100
Mt Morgans	Western Australia	P39/6060	100	100
Mt Morgans	Western Australia	P39/6122	100	100
Mt Morgans	Western Australia	P39/6123	100	100
Mt Morgans	Western Australia	P39/6241	100	100
Mt Morgans	Western Australia	P39/6242	100	100
Mt Morgans	Western Australia	P39/6290	100	100
Mt Morgans	Western Australia	P39/6291	100	100
Mt Morgans	Western Australia	P39/6292	100	100
Mt Morgans	Western Australia	P39/6293	100	100
Mt Morgans	Western Australia	P39/6294	100	100
Mt Morgans	Western Australia	P39/6359	100	100
Mt Morgans	Western Australia	P39/6360	100	100

Project	Location	Tenement ID	Interest at Start of Quarter (%)	Interest at End of Quarter (%)
Mt Morgans	Western Australia	P39/6361	100	100
Mt Morgans	Western Australia	P39/6362	100	100
Mt Morgans	Western Australia	P39/6363	100	100
Mt Morgans	Western Australia	P39/6364	100	100
Mt Morgans	Western Australia	P39/6365	100	100
Mt Morgans	Western Australia	P39/6406	Pending Grant	Pending Grant
Mt Morgans	Western Australia	P39/6407	Pending Grant	Pending Grant

**Notes:**

- 1: The Company has earned a 65 per cent interest in the Barimaia Gold Project (the Mt Magnet JV).
- 2: The Company has earned a 51 per cent interest in the Sandy Soak Joint Venture
- 3: The Company has earned a 90 per cent interest in the New Bore Joint Venture

## Appendix 5B

### Mining exploration entity or oil and gas exploration entity quarterly cash flow report

Name of entity

Genesis Minerals Limited

ABN

74 124 772 041

Quarter ended ("current quarter")

30 June 2024

<b>Consolidated statement of cash flows</b>		<b>Current quarter \$A'000</b>	<b>Year to date (12 months) \$A'000</b>
<b>1.</b>	<b>Cash flows from operating activities</b>		
1.1	Receipts from customers – gold and silver sales	127,840	428,836
1.2	Payments for		
	(a) exploration & evaluation	(2,282)	(14,380)
	(b) development	(12,002)	(45,075)
	(c) production	(68,054)	(255,583)
	(d) staff costs – net of costs allocated to exploration and production costs	(2,994)	(10,249)
	(e) administration and corporate costs	(5,295)	(15,399)
1.3	Dividends received (see note 3)		
1.4	Interest received	1,673	6,259
1.5	Interest and other costs of finance paid	(875)	(2,864)
1.6	Income taxes paid		
1.7	Government grants and tax incentives		
1.8	Other (provide details if material)		
<b>1.9</b>	<b>Net cash from / (used in) operating activities</b>	<b>38,011</b>	<b>91,545</b>
<b>2.</b>	<b>Cash flows from investing activities</b>		
2.1	Payments to acquire or for:		
	(a) entities		
	(b) tenements		
	(c) property, plant and equipment	(11,657)	(45,560)
	(d) exploration & evaluation – includes acquisition of Kin tenements	(59)	(22,534)
	(e) investments	-	(150)
	(f) other non-current assets:		
	- Mine Development	(22,698)	(52,285)

<b>Consolidated statement of cash flows</b>		<b>Current quarter \$A'000</b>	<b>Year to date (12 months) \$A'000</b>
	- Final Working Capital Adjustment in relation to the St Barbara transaction	-	(13,864)
2.2	Proceeds from the disposal of:		
	(a) entities		
	(b) tenements		
	(c) property, plant and equipment	-	2,408
	(d) investments		
	(e) other non-current assets		
2.3	Cash flows from loans to other entities		
2.4	Dividends received (see note 3)		
2.5	Other		
<b>2.6</b>	<b>Net cash from / (used in) investing activities</b>	<b>(34,414)</b>	<b>(131,985)</b>

<b>3.</b>	<b>Cash flows from financing activities</b>		
3.1	Proceeds from issues of equity securities (excluding convertible debt securities)		
3.2	Proceeds from issue of convertible debt securities		
3.3	Proceeds from exercise of options	-	12,569
3.4	Transaction costs related to issues of equity securities or convertible debt securities	-	(1,973)
3.5	Proceeds from borrowings – asset finance facility	-	24,399
3.6	Repayment of borrowings		
3.7	Transaction costs related to loans and borrowings	-	(375)
3.8	Dividends paid		
3.9	Other – repayment of leases and asset finance facility	(1,301)	(4,428)
<b>3.10</b>	<b>Net cash from / (used in) financing activities</b>	<b>(1,301)</b>	<b>30,192</b>

<b>4.</b>	<b>Net increase / (decrease) in cash and cash equivalents for the period</b>		
4.1	Cash and cash equivalents at beginning of period	168,994	181,538
4.2	Net cash from / (used in) operating activities (item 1.9 above)	38,011	91,545
4.3	Net cash from / (used in) investing activities (item 2.6 above)	(34,414)	(131,985)
4.4	Net cash from / (used in) financing activities (item 3.10 above)	(1,301)	30,192
4.5	Effect of movement in exchange rates on cash held		
<b>4.6</b>	<b>Cash and cash equivalents at end of period<sup>1</sup></b>	<b>171,290</b>	<b>171,290</b>

<sup>1</sup> Excluding gold bullion on hand at 30 June 2024 of \$1.5 million

5. Reconciliation of cash and cash equivalents at the end of the quarter (as shown in the consolidated statement of cash flows) to the related items in the accounts	Current quarter \$A'000	Previous quarter \$A'000
5.1 Bank balances	116,297	125,276
5.2 Call deposits	54,993	43,718
5.3 Bank overdrafts		
5.4 Other (provide details)		
<b>5.5 Cash and cash equivalents at end of quarter<sup>1</sup> (should equal item 4.6 above)</b>	<b>171,290</b>	<b>168,994</b>

<sup>1</sup> Excluding gold bullion on hand at 30 June 2024 of \$1.5M million

6. Payments to related parties of the entity and their associates	Current quarter \$A'000
6.1 Aggregate amount of payments to related parties and their associates included in item 1	386
6.2 Aggregate amount of payments to related parties and their associates included in item 2	

*Note: if any amounts are shown in items 6.1 or 6.2, your quarterly activity report must include a description of, and an explanation for, such payments.*

7. Financing facilities <i>Note: the term "facility" includes all forms of financing arrangements available to the entity. Add notes as necessary for an understanding of the sources of finance available to the entity.</i>	Total facility amount at quarter end \$A'000	Amount drawn at quarter end \$A'000
7.1 Loan facilities		
7.2 Credit standby arrangements		
7.3 Other - asset finance facilities	58,000	34,020
<b>7.4 Total financing facilities</b>	<b>58,000</b>	<b>34,020</b>
<b>7.5 Unused financing facilities available at quarter end</b>		<b>23,980</b>
7.6 Include in the box below a description of each facility above, including the lender, interest rate, maturity date and whether it is secured or unsecured. If any additional financing facilities have been entered into or are proposed to be entered into after quarter end, include a note providing details of those facilities as well.		
<p>Genesis Minerals (Leonora) Pty Ltd, Genesis Mining Services Pty Ltd and Genesis Mining Services (SPV 1) Pty Ltd, all 100% subsidiaries of Genesis Minerals Limited, have entered into asset finance facilities with Global Credit Investments Pty Ltd (\$25M), Caterpillar Financial Australia Limited (\$10M) and Komatsu Australia Corporate Finance Pty Ltd (\$23M) to finance the purchase of mining fleet equipment. The facilities have a 5 year term expiring 2028 - 2029 with a combined average interest rate of 8.73%. The interest rates are a combination of fixed and BBSY + margin. The facilities are secured over the assets acquired and supported by a parent company guarantee issued by Genesis Minerals Limited.</p>		

<b>8. Estimated cash available for future operating activities</b>	<b>\$A'000</b>
8.1 Net cash from / (used in) operating activities (item 1.9)	38,011
8.2 (Payments for exploration & evaluation classified as investing activities) (item 2.1(d))	(59)
8.3 Total relevant outgoings (item 8.1 + item 8.2)	37,952
8.4 Cash and cash equivalents at quarter end (item 4.6)	171,290
8.5 Unused finance facilities available at quarter end (item 7.5)	23,980
8.6 Total available funding (item 8.4 + item 8.5)	195,270
8.7 <b>Estimated quarters of funding available (item 8.6 divided by item 8.3)</b>	N/A
<i>Note: if the entity has reported positive relevant outgoings (ie a net cash inflow) in item 8.3, answer item 8.7 as "N/A". Otherwise, a figure for the estimated quarters of funding available must be included in item 8.7.</i>	
8.8 If item 8.7 is less than 2 quarters, please provide answers to the following questions:	
8.8.1 Does the entity expect that it will continue to have the current level of net operating cash flows for the time being and, if not, why not?	
Answer: N/A	
8.8.2 Has the entity taken any steps, or does it propose to take any steps, to raise further cash to fund its operations and, if so, what are those steps and how likely does it believe that they will be successful?	
Answer: N/A	
8.8.3 Does the entity expect to be able to continue its operations and to meet its business objectives and, if so, on what basis?	
Answer: N/A	
<i>Note: where item 8.7 is less than 2 quarters, all of questions 8.8.1, 8.8.2 and 8.8.3 above must be answered.</i>	

### Compliance statement

- This statement has been prepared in accordance with accounting standards and policies which comply with Listing Rule 19.11A.
- This statement gives a true and fair view of the matters disclosed.

Date: 18/07/2024

Authorised by: The Managing Director  
(Name of body or officer authorising release – see note 4)

### Notes

- This quarterly cash flow report and the accompanying activity report provide a basis for informing the market about the entity's activities for the past quarter, how they have been financed and the effect this has had on its cash position. An

**Mining exploration entity or oil and gas exploration entity quarterly cash flow report**

---

entity that wishes to disclose additional information over and above the minimum required under the Listing Rules is encouraged to do so.

2. If this quarterly cash flow report has been prepared in accordance with Australian Accounting Standards, the definitions in, and provisions of, *AASB 6: Exploration for and Evaluation of Mineral Resources* and *AASB 107: Statement of Cash Flows* apply to this report. If this quarterly cash flow report has been prepared in accordance with other accounting standards agreed by ASX pursuant to Listing Rule 19.11A, the corresponding equivalent standards apply to this report.
3. Dividends received may be classified either as cash flows from operating activities or cash flows from investing activities, depending on the accounting policy of the entity.
4. If this report has been authorised for release to the market by your board of directors, you can insert here: "By the board". If it has been authorised for release to the market by a committee of your board of directors, you can insert here: "By the [name of board committee – eg Audit and Risk Committee]". If it has been authorised for release to the market by a disclosure committee, you can insert here: "By the Disclosure Committee".
5. If this report has been authorised for release to the market by your board of directors and you wish to hold yourself out as complying with recommendation 4.2 of the ASX Corporate Governance Council's *Corporate Governance Principles and Recommendations*, the board should have received a declaration from its CEO and CFO that, in their opinion, the financial records of the entity have been properly maintained, that this report complies with the appropriate accounting standards and gives a true and fair view of the cash flows of the entity, and that their opinion has been formed on the basis of a sound system of risk management and internal control which is operating effectively.

For personal use only