For personal use only

DELTA LITHIUM

NOOSA MINING CONFERENCE PRESENTATION

JULY 2024

For personal use only

CORPORATE OVERVIEW

CAPITAL STRUCTURE	
SHARES ON ISSUE	713.4M
PERFORMANCE RIGHTS	4.9M
OPTIONS	24.9M
MARKET CAP	A$168M[1]
CASH	A$87M[2]

ABN: 67 107 244 39
ASX: DLI
deltalithium.com.au

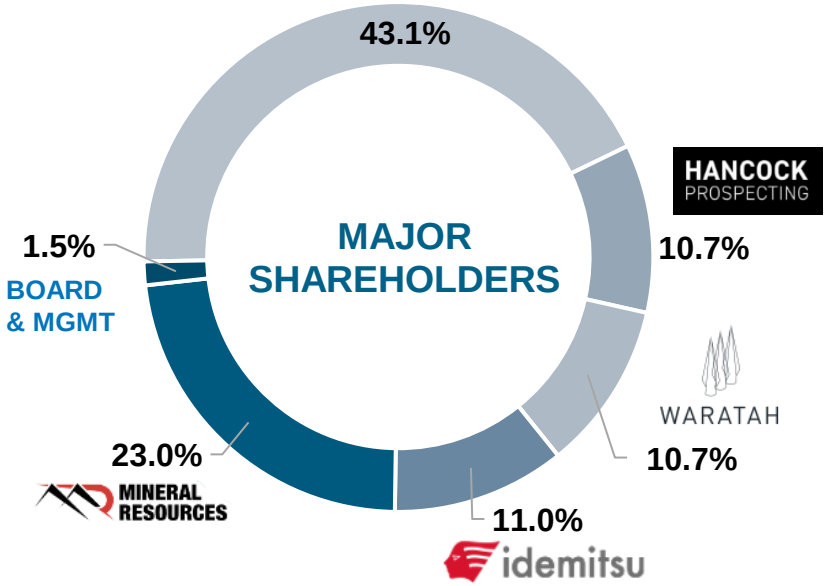

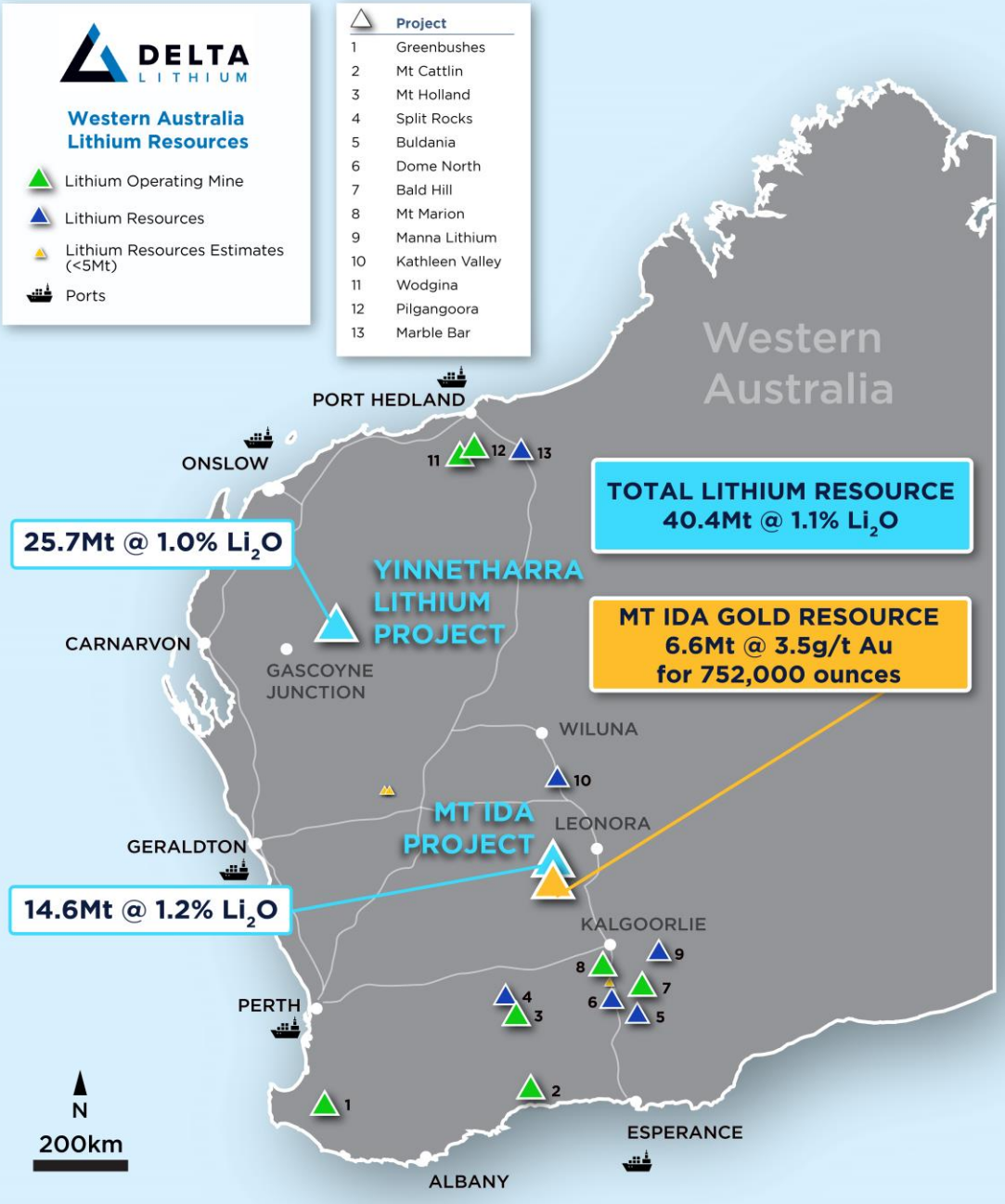

1. Closing Price A$0.235 cps 15 July 2024
2. Cash Balance as at 30 June 2024

BOARD OF DIRECTORS

PROVEN EXPERIENCE IN PROJECT DELIVERY

For personal use only

Chris Ellison

Non-Executive Chairman

- 40+ years experience in the Australian mining and resources sector
- Founder of leading $14.5 billion diversified resources company Mineral Resources

James Croser

Managing Director

- 25+ years operational, technical and management experience in the Australian mining sector
- Engineering background

Steve Kovac

Non-Executive Director

- Current CEO of Idemitsu Australia
- 23+ years experience in the mining sector
- Held Senior Management and Executive level roles for the past 14 years

Joshua Thurlow

Non-Executive Director

- 20+ years experience in mining and resources across Asia Pacific, Africa & North America
- Background in corporate strategy, social responsibility, business development and growth and operations leadership

Tim Manners

Non-Executive Director

- 25+ years experience in corporate finance, accounting and business development functions in the resources sector
- Held senior financial positions in various sectors including precious and base metals, industrial minerals and bulk commodities

Nader El Sayed

Non-Executive Director

- Current CEO of Multiplant Holdings – a mining and civil services provider
- Background in risk management, corporate governance, strategy and finance

RAPID DEVELOPMENT OF WESTERN AUSTRALIAN ASSETS

For personal use only

Our Team

Experienced resource professionals with Life of Mine vision

Major Shareholders

Substantial investments by proven lithium miners, multinationals and investors

Location

Two JORC Lithium Resources

Global **40.4Mt @ 1.1% Li_2O**

WA the Hard-rock Lithium Capital of the World

Mt Ida

Phase 1 Mining Approved

Lithium MRE **14.6Mt @ 1.2% Li_2O**

Gold MRE **6.6Mt @ 3.5g/t Au for 752koz**

Yinnetharra

Lithium MRE **25.7Mt @ 1.0 % Li_2O**

Ongoing exploration and resource definition drilling programs

Dominant landholding

Upcoming Catalysts

Yinnetharra regional growth

Mining and Metallurgy Studies Progressing

Mt Ida Gold value-add

For personal use only

YINNETHARRA LITHIUM PROJECT

GROWING A DISCOVERY IN THE EMERGING GASCOYNE PROVINCE

YINNETHARRA LITHIUM PROJECT

A SOLID BEGINNING AT YINNETHARRA

- Delta is centre-stage in a newly emerging Gascoyne Lithium Province
- Maiden JORC Lithium MRE at Malinda

  25.7Mt @ 1.0% Li_2O (at a 0.5% Li_2O cut off)[1]

	Resource category	Cut-off grade (Li_2O%)	Li_2O Tonnes (Mt)	Li_2O Grade (% Li_2O)	Li_2O (Kt)	Ta_2O_5 Grade (Ta_2O_5 ppm)
Yinnetharra	Measured	0.5	-	-	-	-
	Indicated		6.7	1.0	65	51
	Inferred		19.0	1.0	181	67
	Total Resource		**25.7**	**1.0**	**246**	**62**

- Dominant 1,769km^2 Gascoyne exploration project, including +80kms strike of prospective sediment/mafic lithologies
- Completed +200,000m of drilling at Malinda (~1,000 drillholes) since acquiring late 2022
- Significant scale and grade – potential to grow through numerous Prospects
- Expanded Yinnetharra tenure via recent Farm-in's

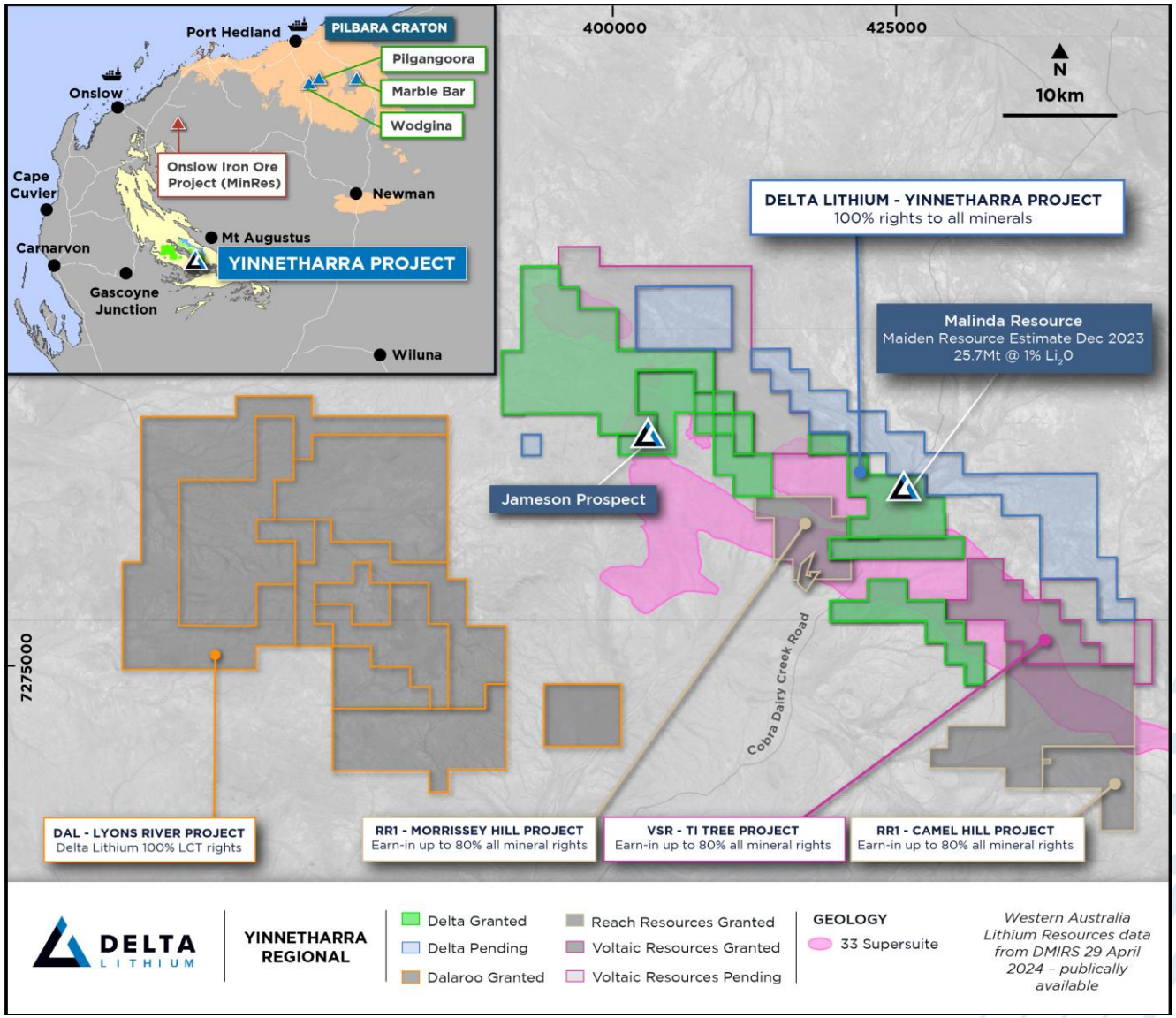

1. Refer to ASX announcement 27 Dec 2023 "Yinnetharra Lithium Project Maiden MRE"

For personal use only

MALINDA PROSPECT

- Three main LCT pegmatites M1, M36, M47 – all with excellent widths and high-grade lithium assays
- Mineralisation is present from surface to a depth of at least 350m striking E-W for over 2km
- Early sighter metallurgy results M1 & M47 demonstrated high-quality, clean spodumene concentrate (via Flotation)

Pegmatite Comp	Test	Head Feed		Mags & Slimes		Flot. Feed		Mica. Con		Spod. Con		
		Grade		Grade	Rec	Grade		Grade	Rec	Grade		Rec
		(% Li_2O)	(% Fe_2O_3)	(% Li_2O)	(% Li_2O)	(% Li_2O)	(% Fe_2O_3)	(% Li_2O)	(% Li_2O)	(% Li_2O)	(% Fe_2O_3)	(% Li_2O)
M47	A1	2.30	0.13	1.77	10.17	2.24	0.31	2.92	19.6	6.55	0.09	61.8
M1	A2	0.97	0.27	0.77	13.46	0.94	0.50	0.33	5.5	6.57	0.41	77.3
M47	A3	2.30	0.13	1.77	10.17	2.29	0.50	2.64	20.3	6.55	0.08	61.0
M1	A4	0.97	0.27	0.77	13.46	1.02	0.31	0.24	5.6	6.81	0.40	75.0
M1 LG Var 1	SF1	0.51	0.30	0.35	12.9	0.59	0.37	0.38	13.4	5.44	1.53	71.5
M1 LG Var 2	SF2	0.59	0.22	0.33	8.9	0.68	0.32	0.26	5.7	5.73	1.24	84.7
M1 LG Var 3	SF3	0.69	0.19	0.38	8.5	0.82	0.29	0.34	5.5	6.14	1.05	84.5
M1 LG Var 4	SF4	0.85	0.32	0.47	8.4	0.93	0.38	0.47	7.1	5.12	1.11	83.4

WHIMS magnetic separation (Fe removal) **not used in M1 LG Var testwork*

- Low-grade variability testwork on M1 successful M36 & M47 programs to commence shortly
- Geometallurgical domaining underway across all pegmatites
- Feasibility level M1 metallurgy work including 5t pilot process is underway

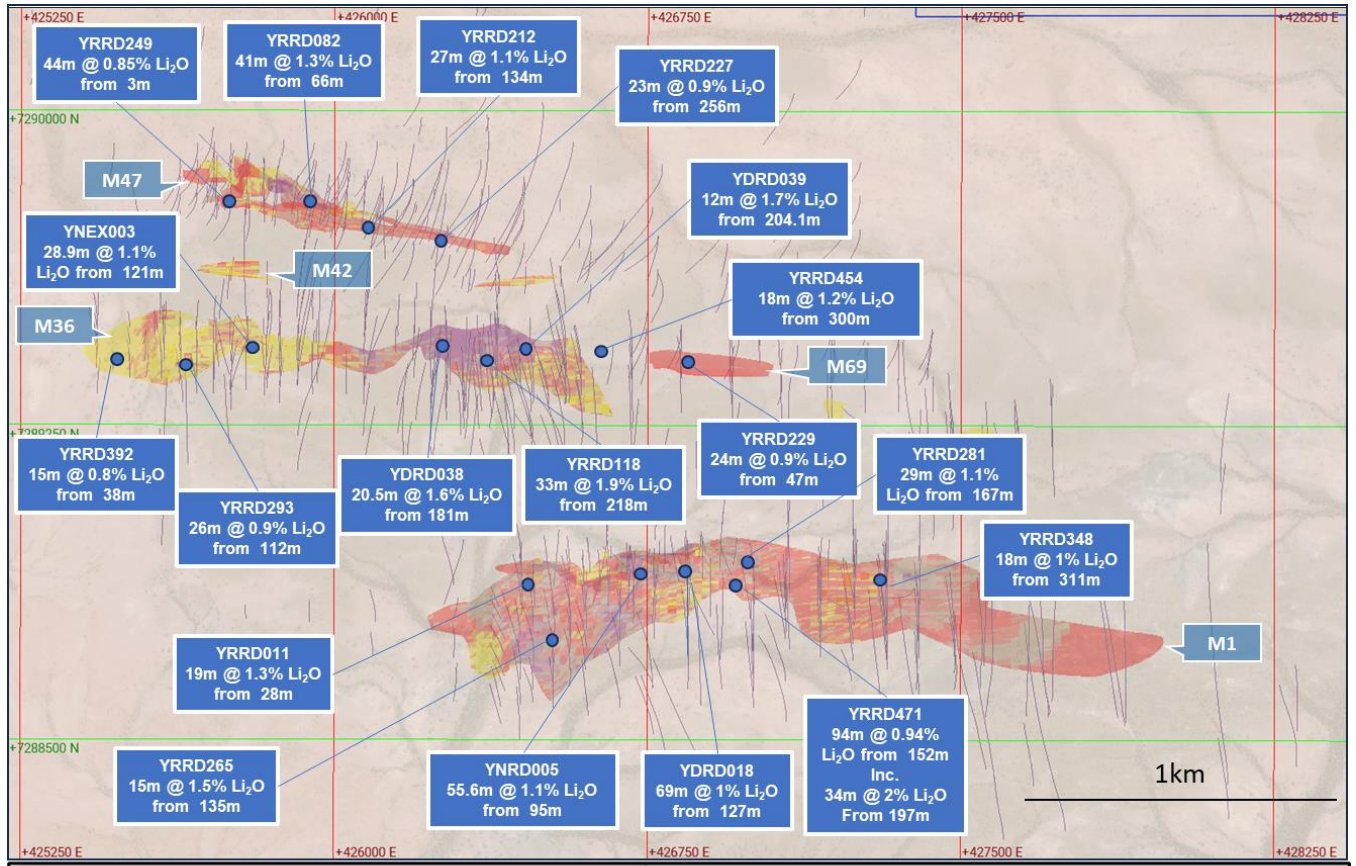

DELTA LITHIUM | MALINDA PLAN | Selected drilling results with Maiden Mineral Resource Estimate block models

M1 LODE	94m @ 0.94% Li_2O from 152m in YRRD471	47m @ 1.3% Li_2O from 83m in YDRD011
M1 LODE	69m @ 1% Li_2O from 127m in YDRD018	29m @ 1.1% Li_2O from 47m in YRRD281
M36 LODE	29m @ 1.1% Li_2O from 121m in YNEX003	33m @ 1.9% Li_2O from 218m in YRRD118
M47 LODE	44m @ 0.85% Li_2O from 3m in YRRD249	41m @ 1.3% Li_2O from 66m in YRRD082

**All drill results have previously been disclosed to the market. Please refer to the competent persons disclosure on page 3 of this presentation for full details.*

For personal use only

YINNETHARRA LITHIUM PROJECT

Upcoming Exploration Program

- CY2024 drilling program +150,000m planned
  - Malinda infill & resource definition
  - Step-out exploration drilling around Malinda
  - Regional prospects including Jamesons, Calypso, Talisker
- Regional field work including soil sampling and mapping to target new Prospects
- Follow up of early high-grade results at Jamesons Prospect, including:

JREX001	16m @ 1.7% Li_2O from 26m
JREX002	71m @ 1.2% Li_2O from 27m
JREX012	18m @ 1.5% Li_2O from 13m

*intercepts are not representative of true width

JREX002 UV response 43-47m with Li_2O assays

- Geotechnical drilling across Malinda largely completed
- Scheduled heritage, flora and fauna surveys
- Regulatory Approvals & Native Title discussions ongoing

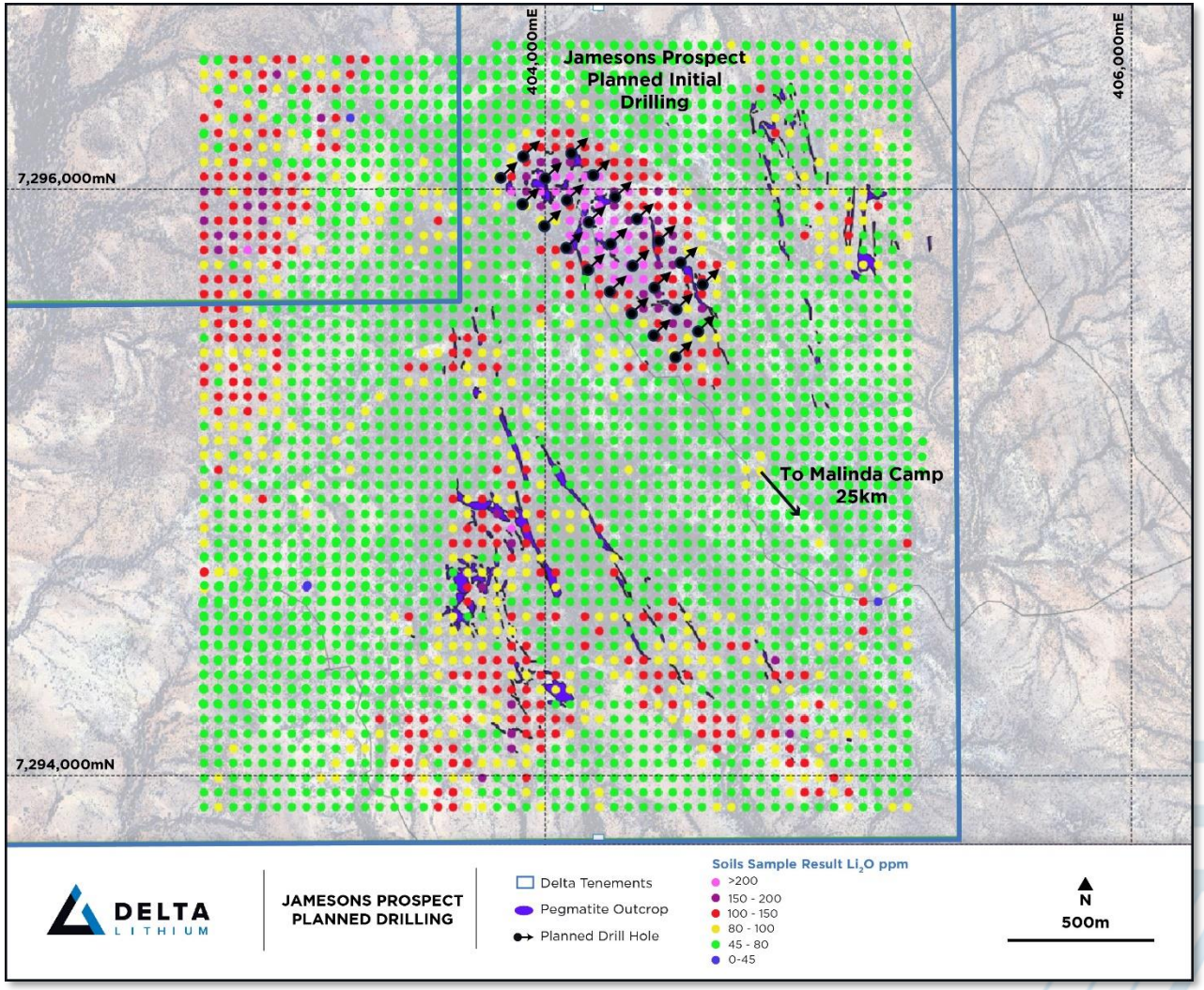

For personal use only

For personal use only

MT IDA LITHIUM & GOLD PROJECT

VALUE CREATION IN THE GOLDFIELDS

MT IDA LITHIUM PROJECT

Unique Deposit Geology

	Resource category	Cut-off grade (Li_2O%)	Li_2O Tonnes (Mt)	Li_2O Grade (% Li_2O)	Li_2O (Kt)	Ta_2O_5 Grade (Ta_2O_5 ppm)
Mt Ida	Measured	0.5	-	-	-	-
	Indicated		7.8	1.3	104	224
	Inferred		6.8	1.1	76	154
	Total Resource		**14.6**	**1.2**	**180**	**191**

- Lithium & Gold JORC resources in close proximity, separate rock units
- Mining Approval granted for Phase 1 open pit mining
- Phase 2 Mining Application submitted April 2024 to include underground mining
- Potential to exploit both Li/Au deposits concurrently – shared capital infrastructure
- Review options to monetise the value of gold resources

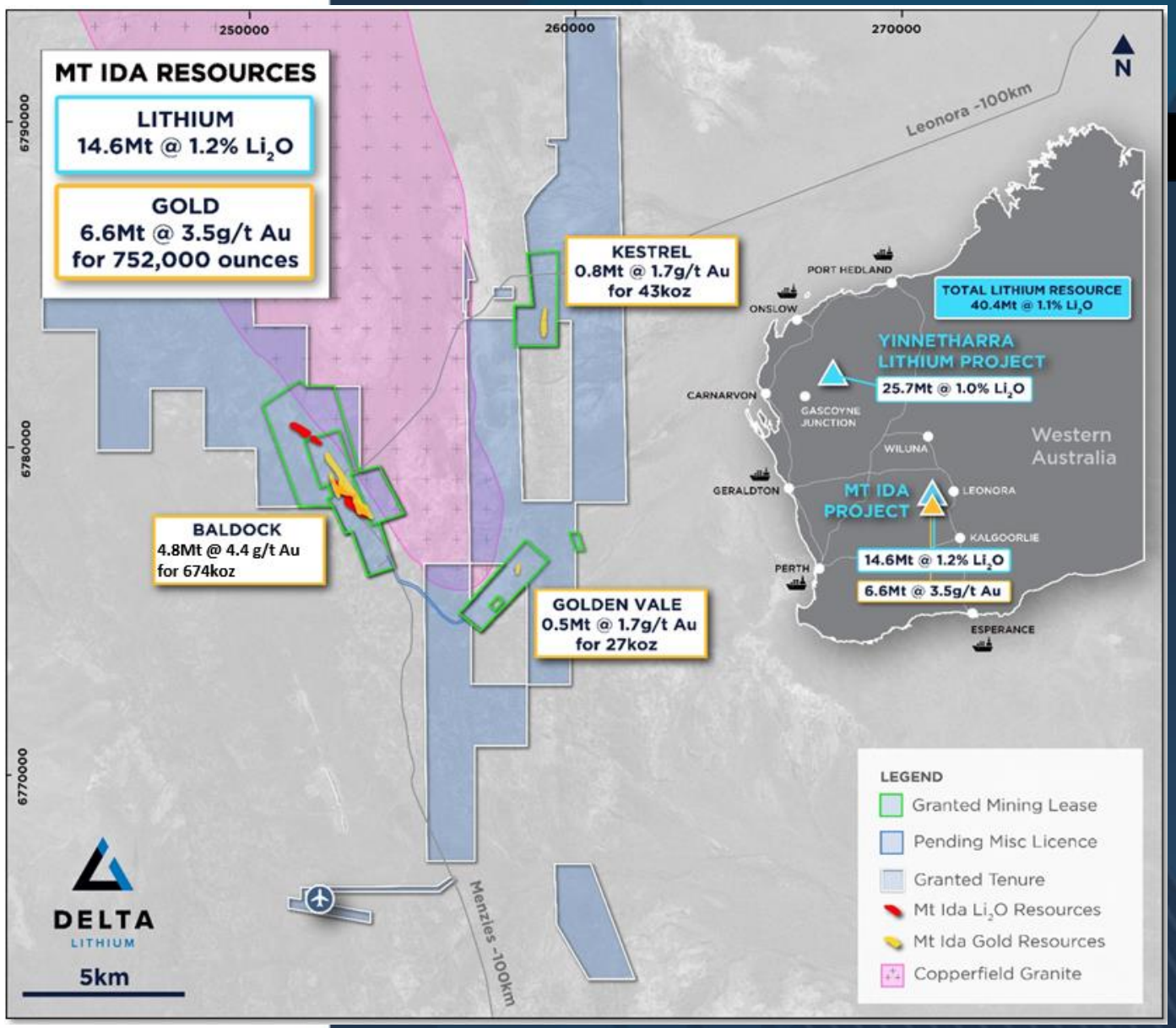

For personal use only

MT IDA GOLD RESOURCE

Realising the potential of a proven gold district

Au

Updated Global JORC Gold MRE

6.6Mt @ 3.5g/t Au for 752,000 oz[1]

- Includes the high-grade *Baldock Deposit*

  4.82Mt @ 4.4g/t Au for 674 koz
- Shallow, high-grade Open Pit potential with Underground extensions
- 33% of the gold in Indicated Resources
- 100% of the gold within granted Mining Leases
- "Shovel Ready" for open pit mining with all approvals in place
- Scoping Level mining study well underway

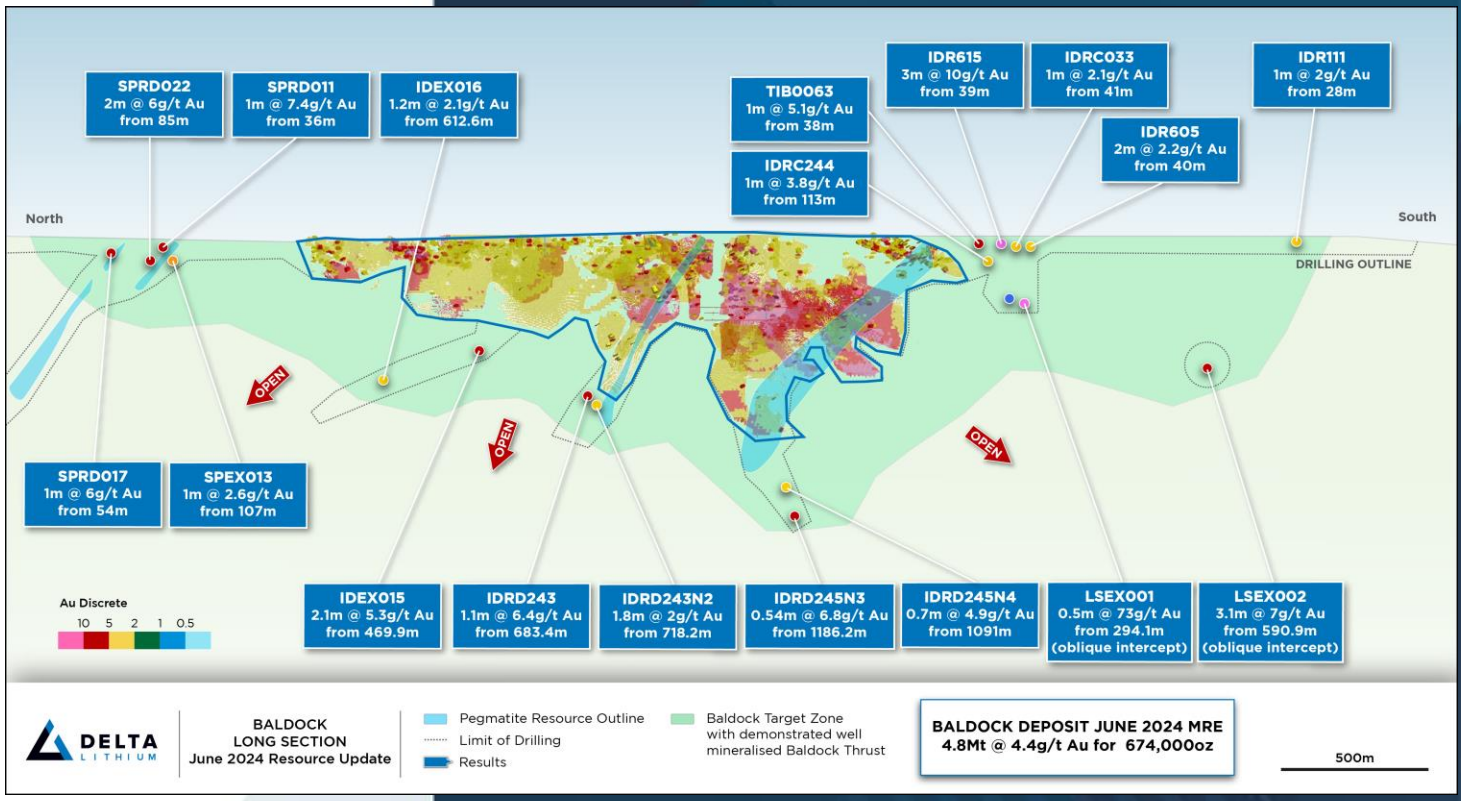

Cut off	Deposit	Indicated			Inferred			Total		
		Tonnes (000s)	Grade g/t Au	Ounces (000s)	Tonnes (000s)	Grade g/t Au	Ounces (000s)	Tonnes (000s)	Grade g/t Au	Ounces (000s)
All	Mt Ida Tailings				500	0.5	8	500	0.5	8
	Baldock	1,525	4.9	242.0	3,292	4.1	432	4,817	4.4	674
	Kestrel	-	-	-	790	1.7	43	790	1.7	43
	Golden Vale	-	-	-	496	1.7	27	496	1.7	27
	Total	1,525	4.9	242.0	5,078	3.1	510	**6,603**	**3.5**	**752**

[1] *Refer to Group Mineral Resource Estimate tables on slide 20*

[1] *Refer to ASX Announcement 28 Jun 2024 "Major Upgrade to Mt Ida Gold Resource"*

For personal use only

MT IDA GOLD RESOURCE

Looking to grow JORC resources

- Numerous high-grade gold intercepts along +20km perimeter of Copperfield Granite
- Main focus since acquisition Li exploration
  …and still proved up 752koz Au
- Immediate gold production potential
  LOM Target +5 years
- Strategic geographical position in the Eastern Goldfields corridor
  - 6+ processing plants within 200kms
- 'Walk-up' targets along strike/dip of existing JORC resources and regionally
- RC rig mobilised for gold drilling July 2024

For personal use only

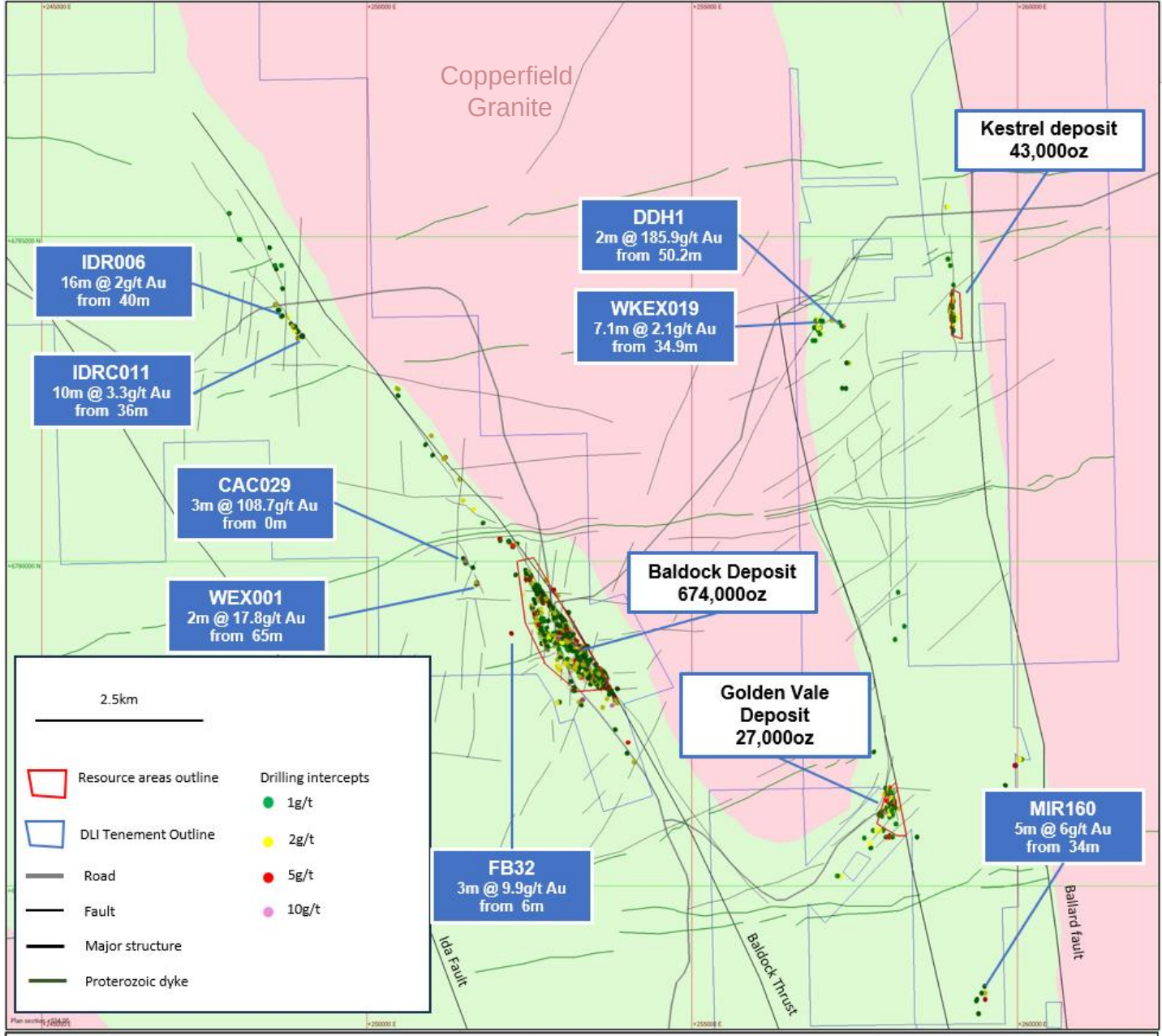

DELTA LITHIUM | Mt Ida | Plan of simplified geology showing position of Au resources, drilling intercepts >1g/t Au

THE DELTA STRATEGY

For personal use only

- STRONG FOCUS ON CAPITAL ALLOCATION & CASH PRESERVATION
- BUILDING UPON CONFIDENCE AT YINNETHARRA
- GOAL IS TO DEVELOP AN OPERATING MINE
- MOVING TOWARDS MONETISING GOLD TO FUND GROWTH
- OPEN TO ACQUISITIONS THAT COMPLIMENT OUR STRATEGY

“PLAN FOR SUCCESS – EXECUTE THE PLAN”

For personal use only

DELTA LITHIUM

"WE ARE THE DIFFERENCE"

Premium Locations
Hardrock Lithium Capital of the World

Our Team
Results driven with proven hardrock lithium experience

Yinnetharra
Maiden JORC Lithium resource 25.7Mt @ 1.0% Li_2O
Tier one potential with Dominant Landholding under-explored
New Discovery at Jameson

Mt Ida
JORC Lithium resource 14.6 Mt @ 1.2% Li_2O
JORC Gold resource 6.6Mt @ 3.5g/t Au for 752koz
Mining Approval granted

Major Shareholders
Proven hardrock lithium partners

Upcoming Catalysts
Exploration results incoming and JORC resource updates
Mining and metallurgy studies progressing
Bluesky upside via Gold

GROUP MINERAL RESOURCE ESTIMATES

For personal use only

Lithium Mineral Resource Estimates

Delta Lithium Group Mineral Resource Estimate						
	Resource Category	Cut-off grade	Li_2O			Ta_2O_5
			Tonnes	Grade	Li_2O	Grade
		(%Li_2O)	(Mt)	(%Li_2O)	(Kt)	(Ta_2O_5 ppm)
Yinnetharra	**Measured**	0.5	**-**	**-**	-	**-**
	Indicated		6.7	1.0	65	**51**
	Inferred		19.0	1.0	181	67
	Total Resource		**25.7**	**1.0**	**246**	**62**
Mt Ida	**Measured**	0.5	**-**	**-**	**-**	**-**
	Indicated		7.8	1.3	104	224
	Inferred		6.8	1.1	76	154
	Total Resource		**14.6**	**1.2**	**180**	**191**
Total Measured			-	-	-	-
Total Indicated			14.5	1.2	169	144
Total Inferred			25.8	1.0	257	90
Total			**40.4**	**1.1**	**426**	**109**

Notes:
Tonnages and grades have been rounded to reflect the relative uncertainty of the estimate. Inconsistencies in the totals are due to rounding.

Refer to ASX announcement 27 December 2023 "Yinnetharra Lithium Project Maiden Mineral Resource Estimate"
Refer to announcement 3 October 2023 "Mt Ida Lithium Project Mineral Resource Estimate upgrade"

Mt Ida Gold Mineral Resource Estimate

Cut off	Deposit	Indicated			Inferred			Total		
		Tonnes (000s)	Grade g/t Au	Ounces (000s)	Tonnes (000s)	Grade g/t Au	Ounces (000s)	Tonnes (000s)	Grade g/t Au	Ounces (000s)
Open cut Au 0.5 g/t	Baldock	1,345	4.9	209.0	1,512	3.2	158	2,857	4.0	367
	Kestrel	-	-	-	570	1.6	29	570	1.6	29
	Golden Vale	-	-	-	496	1.7	27	496	1.7	27
0.0 g/t Au Cut off	Mt Ida Tailings	-	-	-	500	0.5	8	500	0.5	8
Underground 1.5 g/t Au	Baldock	180	5.8	33.0	1,780	4.8	274	1,960	4.9	307
	Kestrel	-	-	-	220	1.9	14	220	1.9	14
	Golden Vale	-	-	-	-	-	-	-	-	-
All	Mt Ida Tailings				500	0.5	8	500	0.5	8
	Baldock	1,525	4.9	242.0	3,292	4.1	432	4,817	4.4	674
	Kestrel	-	-	-	790	1.7	43	790	1.7	43
	Golden Vale	-	-	-	496	1.7	27	496	1.7	27
	Total	1,525	4.9	242.0	5,078	3.1	510	**6,603**	**3.5**	**752**

Refer to ASX Announcement 28 Jun 2024 "Major Upgrade to Mt Ida Gold Resource"

For personal use only

IMPORTANT NOTICES AND DISCLAIMER

Disclaimer

You must read the following notices before reading or making any use of this document or any information contained in this document. By continuing to read, use or otherwise act on this document, you agree to be bound by the following terms and conditions, including any modifications to them.

This presentation (**Presentation**) has been prepared by Delta Lithium Limited (ACN 107 244 039) (ASX:DLI) (the **Company** or **Delta**).

Summary information

This Presentation contains summary information about the Company and its activities current as at the date of release. The information in this Presentation is of a general nature and does not purport to be complete nor does it contain all information which a prospective investor may require in evaluating a possible investment in the Company or that would be required in a prospectus or product disclosure statement prepared in accordance with the requirements of the Corporations Act. The historical information in this Presentation is, or is based on, information that has been released to the ASX. This Presentation should be read in conjunction with the Company's other periodic and continuous disclosure announcements lodged with the ASX, which are available at www.asx.com.au. The information in this Presentation remains subject to change without notice.

Any market and industry data that may be used in connection with this Presentation may have been obtained from research, surveys or studies conducted by third parties, including industry or general publications. None of the Company, its representatives or advisers have independently verified that market or industry data provided by third parties or industry or general publications.

Not an offer

This Presentation is not an offer or invitation to acquire securities or any other financial products and is not a prospectus, product disclosure statement or other offering document under Australian law (and will not be lodged with ASIC) or any other law. This Presentation is for information purposes only and is not an invitation or offer of securities for subscription, purchase or sale in any jurisdiction. This Presentation is not and should not be considered an offer or an invitation to acquire securities or any other financial products and does not and will not form any part of any contract for the acquisition of securities.

Not financial product advice

This Presentation does not constitute financial product or investment advice or any recommendation to acquire securities or accounting, legal or tax advice. It has been prepared without taking into account the objectives, financial or tax situation or needs of individuals. Before making an investment decision, prospective investors should consider the appropriateness of the information having regard to their own objectives, financial and tax situation and needs and obtain legal and taxation advice appropriate to their jurisdiction. Delta is not licensed to provide financial product advice in respect of the securities or any other financial products.

Investment risk

An investment in securities is subject to investment and other known and unknown risks, some of which are beyond the control of Delta including loss of income and principal invested. The Company does not guarantee any particular rate of return or performance or any particular tax treatment.

Effect of rounding

A number of figures, amounts, percentages, estimates and calculations of value in this Presentation are subject to the effect of rounding.

Past performance

Investors should note that past performance and any pro forma financial information given in this Presentation is given for illustrative purposes only and should not be relied on as (and is not) an indication of Delta's views on its future financial performance or condition. Prospective investors should note that past performance, including past share price performance, of Delta cannot be relied on as an indicator of (and provides no guidance as to) future performance including future share price performance. The historical information in relation to Delta included in this Presentation is, or is based on, information that has previously been released to the market.

Forward-looking Statements and aspirational targets

Some statements in this Presentation regarding estimates or future events are forward-looking statements. They include indications of, and guidance on, future matters. Forward-looking statements include, but are not limited to, statements preceded by words such as "planned", "expected", "projected", "estimated", "may", "scheduled", "intends", "anticipates", "believes", "potential", "could", "nominal", "conceptual" and similar expressions. Forward-looking statements, opinions and estimates included in this Presentation are based on assumptions and contingencies which are subject to change without notice, as are statements about market and industry trends, which are based on interpretations of current market conditions.

Forward-looking statements are provided as a general guide only and should not be relied on as a guarantee of future performance. Forward-looking statements may be affected by a range of variables and risks that could cause actual results to differ from anticipated results and may cause Delta's actual performance and results (and other forward-looking statements) to materially differ from any projections of future performance or results expressed or implied by such forward-looking statements. Readers should not place undue reliance on such forward-looking information. There can be no assurance that forward-looking statements will prove to be correct

This Presentation may include aspirational targets. These targets are based on management's expectations and beliefs concerning future events as of the time of the release of this Presentation. Targets are necessarily subject to risks, uncertainties and other factors, some of which are outside the control of Delta that could cause actual results to differ materially from such statements.

For personal use only

IMPORTANT NOTICES AND DISCLAIMER

Competent Person Statement

JORC and Listing Rules Compliance Statement

Information in this Presentation that relates to exploration results is based upon work undertaken by Mr. Charles Hughes, a Competent Person who is a Member of the Australasian Institute of Mining and Metallurgy (AUSIMM). Mr. Hughes has sufficient experience that is relevant to the style of mineralisation and type of deposit under consideration and to the activity which he is undertaking to qualify as a 'Competent Person' as defined in the 2012 Edition of the 'Australasian Code for Reporting of Exploration Results, Mineral Resources and Ore Reserves' (**JORC Code**). Mr. Hughes is an employee of Delta and consents to the inclusion in this Presentation of the matters based on his information in the form and context in which it appears.

Past Exploration Results and Mineral Resource estimates reported in this Presentation have been previously prepared and disclosed by Delta in accordance with the JORC Code. The information in this Presentation that relates to:

- exploration results are extracted from Delta's ASX announcements of:

  a) 19 October 2022 and entitled "Maiden Lithium Mineral Resource Estimate at Mt Ida", and for which the consent of the Competent Person, Mr Matthew Boyes, was obtained;
  b) 25 January 2023 entitled "Best intercept to date at Mt Ida Lithium Project", and for which the consent of the Competent Person, Mr Charles Hughes, was obtained;
  c) 27 February 2023 entitled "Yinnetharra results confirm extensive near surface strike", and for which the consent of the Competent Person, Mr Charles Hughes, was obtained;
  d) 3 April 2023 entitled "Scale of the Yinnetharra Project continues to grow", and for which the consent of the Competent Person, Mr Charles Hughes, was obtained;
  e) 24 April 2023 entitled "NEW MT IDA DISCOVERY 90 METRES AT 0.95% Li2O", and for which the consent of the Competent Person, Mr Charles Hughes, was obtained;
  f) 8 May 2023 entitled "Further shallow thick high-grade Lithium from Yinnetharra", and for which the consent of the Competent Person, Mr Charles Hughes, was obtained;
  g) 8 August 2023 entitled "Drilling update for Mt Ida Lithium", and for which the consent of the Competent Person, Mr Charles Hughes, was obtained;
  h) 21 August 2023 entitled "Excellent Yinnetharra Initial Metallurgical Results and Drilling Update" and for which the consent of the Competent Person, Mr Charles Hughes, was obtained,
  i) 4 September 2023 entitled "High grade gold results offer complementary cashflow opportunity at Mt Ida" and for which the consent of the Competent Person, Mr Charles Hughes, was obtained, and
  j) 10 November 2023 entitled "Yinnetharra and Mt Ida Exploration Update" and for which the consent of the Competent Person, Mr Charles Hughes, was obtained.
  k) 14 March 2024 entitled "Yinnetharra Exploration Update" and for which the consent of the Competent Person, Mr Charles Hughes, was obtained.
  l) 22 April 2024 entitled "Company Update and First Jameson Result" and for which the consent of the Competent Person, Mr Charles Hughes, was obtained.

- mineral resource estimates are extracted from Delta's ASX announcements of

a) 19 October 2022 and entitled "Maiden Lithium Mineral Resource Estimate at Mt Ida", and for which the consents of the Competent Persons, Ms Justine Tracey and Mrs Christine Standing, was obtained;
b) 3 October 2023 ASX announcement entitled "Mt Ida Lithium Project Mineral Resource Estimate upgrade" and for which the consent of the Competent Persons, Ms Susan Havlin and Dr Andrew Scogings was obtained;
c) 11 October 2023 ASX announcement entitled "Mt Ida Maiden Gold Mineral Resource Estimate" and for which the consent of the Competent Persons, Ms Susan Havlin and Dr Andrew Scogings was obtained;
d) 27 December 2023 ASX announcement entitled "Yinnetharra Lithium Project Maiden Mineral Resource Estimate" , and for which the consent of the Competent Persons, Ms Susan Havlin and Dr Andrew Scogings was obtained.
e) 28 June 2024 ASX announcement entitled "Major Upgrade for Mt Ida Gold Resource" , and for which the consent of the Competent Persons, Ms Susan Havlin and Dr Andrew Scogings was obtained.

The Company confirms that it is not aware of any new information or data that materially affects the information included in these market announcements. The Company confirms that the form and content in which the Competent Person's findings are presented here have not been materially modified from the original market announcements, and all material assumptions and technical parameters underpinning Mineral Resource Estimates in the relevant market announcement continue to apply and have not materially changed. Refer to www.deltalithium.com.au for details on past exploration results and Mineral Resource estimates.

JORC Code differs from reporting requirements in other countries

It is a requirement of the ASX Listing Rules that the reporting of ore reserves and mineral resources in Australia comply with the JORC Code. Investors outside Australia should note that while ore reserve and mineral resource estimates of the Company in this Presentation comply with the JORC Code, they may not comply with the relevant guidelines in other countries and, in particular, do not comply with (i) National Instrument 43 101 (Standards of Disclosure for Mineral Projects) of the Canadian Securities Administrators or (ii) Item 1300 of Regulation S-K, which governs disclosure of mineral reserves in registration statements filed with the US Securities and Exchange Commission.

Information contained in this Presentation describing mineral deposits may not be comparable to similar information made public by companies subject to the reporting and disclosure requirements of other countries. You should not assume that quantities reported as "resources" in this Presentation will be converted to reserves under the JORC Code or any other reporting regime or that Delta will be able to legally and economically extract them.