For personal use only

WILDCAT RESOURCES

ASX ANNOUNCEMENT
11/07/2024

QUARTERLY ACTIVITIES REPORT - JUNE 2024

Highlights

- **New high-grade Luke discovery at Tabba Tabba returns**
  - **43.0m at 1.4% Li_2O from 316m and 43.4m at 1.1% Li_2O from 412m (TARC248D)**
  - **54.4m at 1.2% Li_2O from 267.9m and 25.0m at 1.2% Li_2O from 363.9m (TADD030)**
  - **44.0m @ 1.1% Li_2O from 189.0m (TARC353) (est. true width)**
  - **26.6m @ 1.5% Li_2O from 305.5m (TARC346D) (est. true width)**
- **Tabba Tabba's 2.2km-long Leia pegmatite, outcropping at surface, returns wide and high-grade zones including**
  - **105.3m at 1.1% Li_2O from 213.7m (TARC259AD) (est. true width)**
  - **84.8m at 1.3% Li_2O from 251.4m (TADD020) (est. true width)**
  - **71.7m @ 1.0% Li_2O from 220.0m (TARC230D) (54.9m est. true width)**
  - **70.0m @ 1.1% Li_2O from 265.0m (TADD021) (est. true width)**
- **Board strengthened with appointment of Fiona Van Maanen as Non-Executive Director**
- **Wildcat successful in the ballot for five of 13 exploration licences at Bolt Cutter for 62km^2 brings total 100% owned Pilbara land package to over 1000km^2**
- **Cash at bank of $77.2 M at 30 June 2024**

Lithium developer and explorer Wildcat Resources Limited (ASX: WC8) ("Wildcat" or "the Company") is pleased to present its Activities Report and Appendix 5B for the period to 30 June 2024.

Throughout the quarter, **the Company has continued to aggressively explore and progress permitting** at its Tabba Tabba Project in the Pilbara, WA, where a major lithium pegmatite discovery was announced on 18 September 2023[1]. Tabba Tabba is located on granted Mining Leases and is located close to port (80km) and the extensive infrastructure within the Pilbara region of Western Australia.

Drilling and assays continue to return thick, high-grade intervals which highlight the world-class potential of the Tabba Tabba Project. **The Leia body is large, thick and tabular** which is unique when compared to many deposits globally. Leia has shown that the main part of the body is commonly over 50-70m thick and up to 180m at 1.1% Li_2O at its thickest point[2]. The Company has defined mineralisation at **surface that strikes more than 1km**, then plunges at 20˚ for an overall strike of more than 2.2km. The new Luke pegmatite, discovered in April 2024 and located beneath Leia, has now been tracked for over 1km,

[1] ASX announcement 18 September 2023: https://www.investi.com.au/api/announcements/wc8/bd9e13dc-76f.pdf
[2] ASX announcement 6 November 2023: https://www.investi.com.au/api/announcements/wc8/da50d2db-3cd.pdf

with drilling continuing. True width assay results returned during the quarter included **105.3m at 1.1% Li_2O from 213.7m (TARC259AD)** from Leia and **43.0m at 1.4% Li_2O from 316m and 43.4m at 1.1% Li_2O from 412m (TARC248D)** from Luke, reinforcing the potential for a Tier-1 lithium deposit.

The Company is rapidly progressing studies and permitting work at Tabba Tabba as it has key characteristics which sets it apart from other lithium assets globally, these include:

- Granted Mining Leases, last mined in 2015
- Leia body outcrops at surface for 1km before plunging for an overall strike of over 2.2km
- Leia orebody is commonly 50-70m thick and up to 180m at its thickest
- Haulage to port is 80km via the Company's Miscellaneous Licence and connecting highways
- Proximity to Port Hedland and extensive infrastructure of the Pilbara region
- Spodumene-dominant orebodies
- Significant runway of Cash at Bank of $77.2M at 30 June 2024
- 100,000m drilled, gives high confidence for accelerated progress to maiden Mineral Resource estimate and Pre-Feasibility Study (PFS)
- New discovery at Luke (currently traced to 1km in strike length) has the potential to add significant tonnage to project resources, and
- Industry leading team of discoverers and developers

The Company was pleased to appoint Fiona Van Maanen as an Independent Non-Executive Director, bringing more than 30 years of progressive executive experience to the Board.

Exploration Activities

Tabba Tabba Project – Mallina Basin, Pilbara, WA

Wildcat announced it had entered into a binding agreement to acquire the Tabba Tabba Project on 17 May 2023[3]. The project hosts the **high-grade Tabba Tabba Tantalum Deposit, with a Mineral Resource estimate of 318Kt at 950ppm Ta_2O_5 for 666,200lbs Ta_2O_5**[3].

Drilling commenced at Tabba Tabba on 7 July 2023[4], testing six large outcropping pegmatite bodies at the Leia, The Hutt, Han, Chewy, Boba, and Tabba Tabba prospects (Figure 1). The Company announced a major lithium discovery on 18 September 2023 and has since completed more than 100,000m of drilling and announced the discovery of a blind pegmatite body called Luke.

[3] ASX announcement 17 May 2023: https://www.investi.com.au/api/announcements/wc8/4788276b-630.pdf
[4] ASX announcement 14 July 2023: https://www.investi.com.au/api/announcements/wc8/0d6e63aa-fbc.pdf

For personal use only

For personal use only

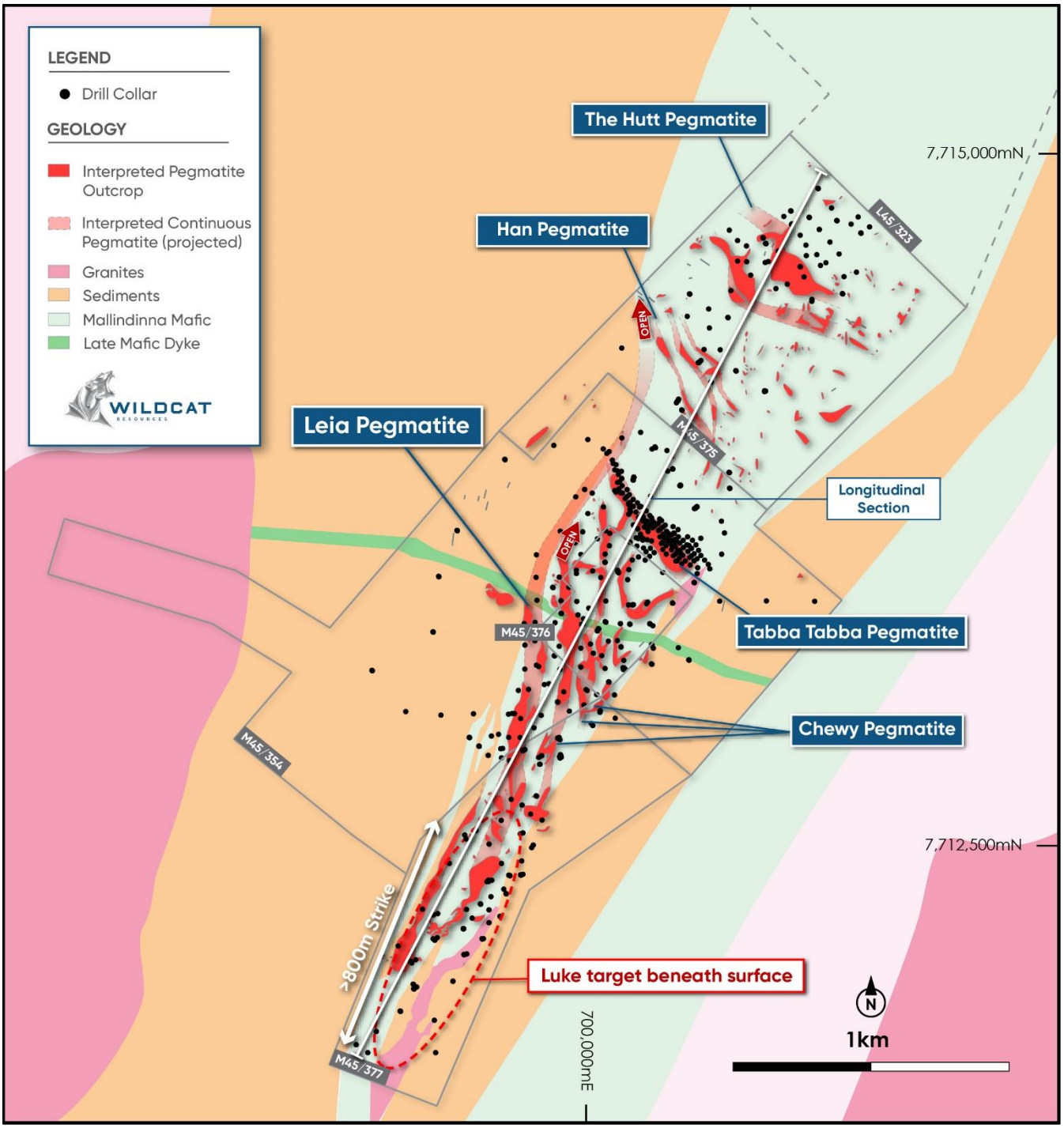

Figure 1: Tabba Tabba Lithium-Tantalum Project showing Mining Leases, drill collars since drilling commenced in July 2023, outcropping pegmatites (red) with pegmatite prospects labelled blue, and host geology.

Wildcat remains focussed on **discovering the full potential of the Tabba Tabba Project**, with three diamond drill rigs operating double shift and an RC drill rig operating on day shift during the quarter. Figure 2 is a longitudinal section through the pegmatite system and shows the stacked, wide geometry of the pegmatites, which dip shallowly towards the north from surface. Leia is the largest body, up to 180m true width, and the system has exploration potential at depth. XRD, FTIR, and thin section work has **confirmed that the system is spodumene-dominant.**

For personal use only

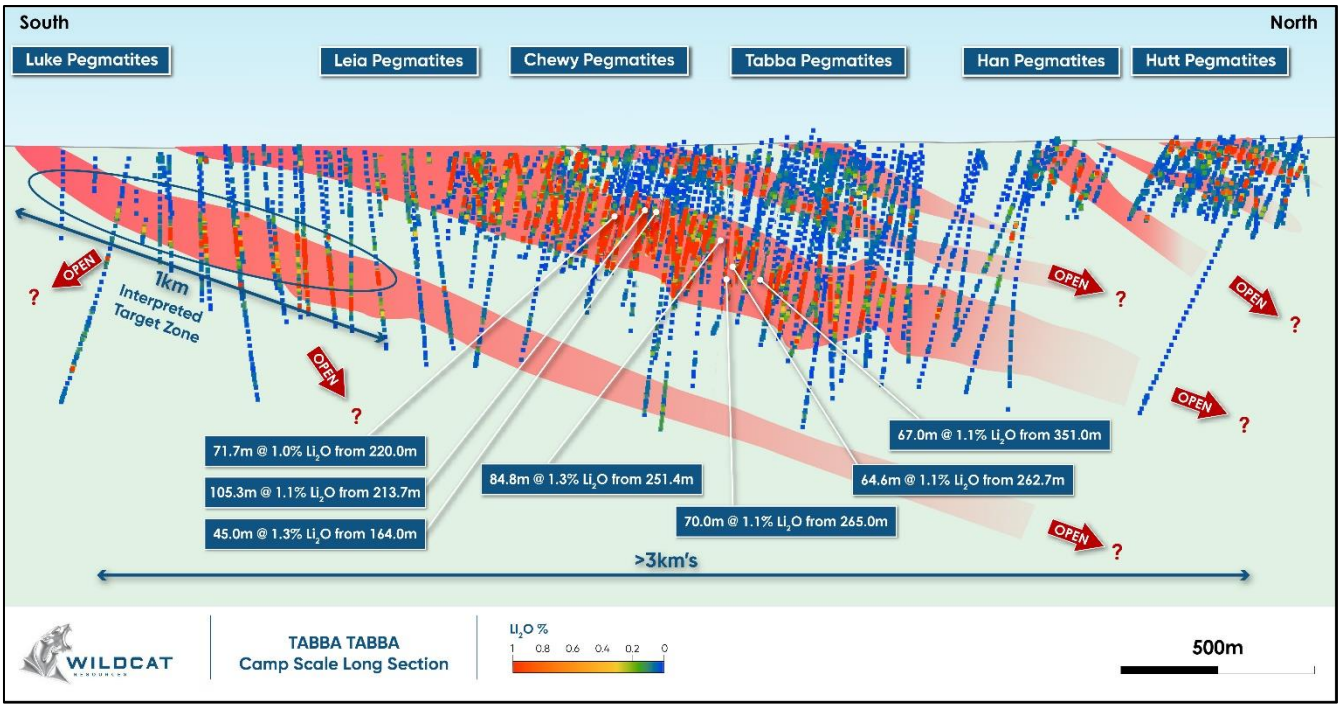

Figure 2 – Longitudinal section through the Tabba Tabba pegmatite field. Note that high grades persist in the Luke Pegmatite near surface for over 1km down plunge and the wide and consistent geometry of Leia extends for over 2.2km from surface.

Wide, high-grade assay results continued to be reported throughout the quarter, from Leia, results included:

- ***105.3m @ 1.1% Li_2O*** *from 213.7m (TARC259AD) (est. true width), including* ***43.4m @ 1.4% Li_2O*** *from 239.0m*
- ***84.8m @ 1.3% Li_2O*** *from 251.4m (TADD020) (est. true width), including* ***53.6m @ 1.5% Li_2O*** *from 251.4m*
- ***71.7m @ 1.0% Li_2O*** *from 220.0m (TARC230D) (54.9m est. true width), including* ***41.7m @ 1.5% Li_2O*** *from 250.0m (31.9m est. true width)*
- ***70.0m @ 1.1% Li_2O*** *from 265.0m (TADD021) (est. true width), including* ***41.0m @ 1.3% Li_2O*** *from 278.0m*
- ***64.6m @ 1.1% Li_2O*** *from 262.7m (TARC277AD) (54.9m est. true width), including* ***46.0m @ 1.5% Li_2O*** *from 264.0m (39.1m est. true width)*
- ***67.0m @ 1.1% Li_2O*** *from 351.0m (TARC265D) (est. true width)*
- ***45.0m @ 1.3% Li_2O*** *from 164.0m (TARC236) (est. true width), including* ***29.0m @ 1.4% Li_2O*** *from 180.0m*
- ***68.0m @ 1.4% Li_2O*** *from 337m (TADD015) (est. true width), including* ***50m @ 1.5% Li_2O*** *from 338m*
- ***58.7m @ 1.3% Li_2O*** *from 333.1m (TADD011) (est. true width), including* ***11.8m @ 2.3% Li_2O*** *from 362.2m*
- ***90.2m @ 0.7% Li_2O*** *from 208.4m (TARC232D) (est. true width), including* ***7m @ 1.8% Li_2O*** *from 269m, and* ***19.3m @ 1.7% Li_2O*** *from 361.7m.*

For personal use only

Luke results reported during the quarter included:

- ***43.0m @ 1.4% Li_2O*** *from 316.0m (TAARC348D) (est. true width), and* ***43.4m @ 1.1% Li_2O*** *from 412.0m (est. true width)*
- ***54.4m @ 1.2% Li_2O*** *from 267.9m (TADD030) (est. true width), and* ***25.0m @ 1.2% Li_2O*** *from 363.9m (est. true width)*
- ***44.0m @ 1.1% Li_2O*** *from 189.0m (TARC353) (est. true width), including* ***31.0m @ 1.5% Li_2O*** *from 189.0m*
- ***26.6m @ 1.5% Li_2O*** *from 305.5m (TARC346D) (est. true width)*
- ***41.0m @ 1.0% Li_2O*** *from 267m (TARC111D) (downhole width), including* ***24m @ 1.3% Li_2O*** *from 276m.*

Other Pegmatites:

- Drilling at The Hutt Pegmatite has identified additional high-grade mineralisation including **6.0m @ 1.4% *Li_2O*** from 79m and **12.0m @ 1.1% *Li_2O*** from 88m (TARC069) (est. true width) and **10.0m @ 1.3% *Li_2O*** from 60.0m (TARC327) (est. true width). Although smaller than the Luke and Leia discoveries, the lithium mineralisation at The Hutt Pegmatite is also open, and the opportunity to continue to grow this discovery remains with further drilling planned.

Other true width intercepts received to date include:

- ***135m* @ 0.9% Li_2O** from 179m (TARC234D), including ***99m* @ 1.2% Li_2O** from 207m;
- ***123.4m* @ 0.9% Li_2O** from 350.7m (TARC245D), including **69.9m @ 1.2% Li_2O** from 399m;
- ***111.4m* at 0.9% Li_2O** from 246.6m (TARC161AD), including ***60.3m at 1.4%* Li_2O** from 297.8m;
- ***94m* @ 1% Li_2O** from 206m (TARC154AD), including ***64.4m* @ 1.3% Li_2O** from 225m;
- ***94.8m* at 0.9% Li_2O** from 361.9m (TARC264D), including ***44.7m at 1.3%* Li_2O** from 406.3m.
- ***45m at 1.1% Li_2O*** from 24m (TARC150);
- ***180m @ 1.1% Li_2O*** from 206m (TARC148);
- ***39m at 1.4% Li_2O*** from 271m (TARC147);
- ***73m at 1.1% Li_2O*** from 266m (TARC246), including ***10m at 2% Li_2O*** from 328m;
- ***70m at 1.0% Li_2O*** from 183m (TARC145), including ***47m at 1.5% Li_2O*** from 183m;
- ***85m at 1.3% Li_2O*** from 167m (TARC144), Including ***10m at 2.5% Li_2O*** from 175m;
- ***40m at 1.2% Li_2O*** from 135m (TARC137);
- ***52m at 1.3% Li_2O*** from 117m (TARC131); and
- ***85m at 1.5% Li_2O*** from 133m (TARC128), Including ***9m at 3.0% Li_2O*** from 199m

Bolt Cutter Project – Mallina Basin, Pilbara, WA

During the quarter, the Company continued to build its significant land holding in the Pilbara at the Bolt Cutter Project, which surrounds Tabba Tabba. Wildcat secured an additional 62km^2 of tenements (E45/6580, E45/6584, E45/6625, E45/6628, and E45/6841) as awarded by the Warden's Court and made applications over a further 248km^2 of tenements (E45/6944, E45/6954, E45/6958, E45/6959, and E47/5154), taking Wildcat's tenement holding to 553km^2 of 100%-owned granted tenements, 595km^2 of

100%-owned applications (totalling 1,148km² of 100% owned tenure) and a further 136km² of applications subject to a ballot (Figure 3).

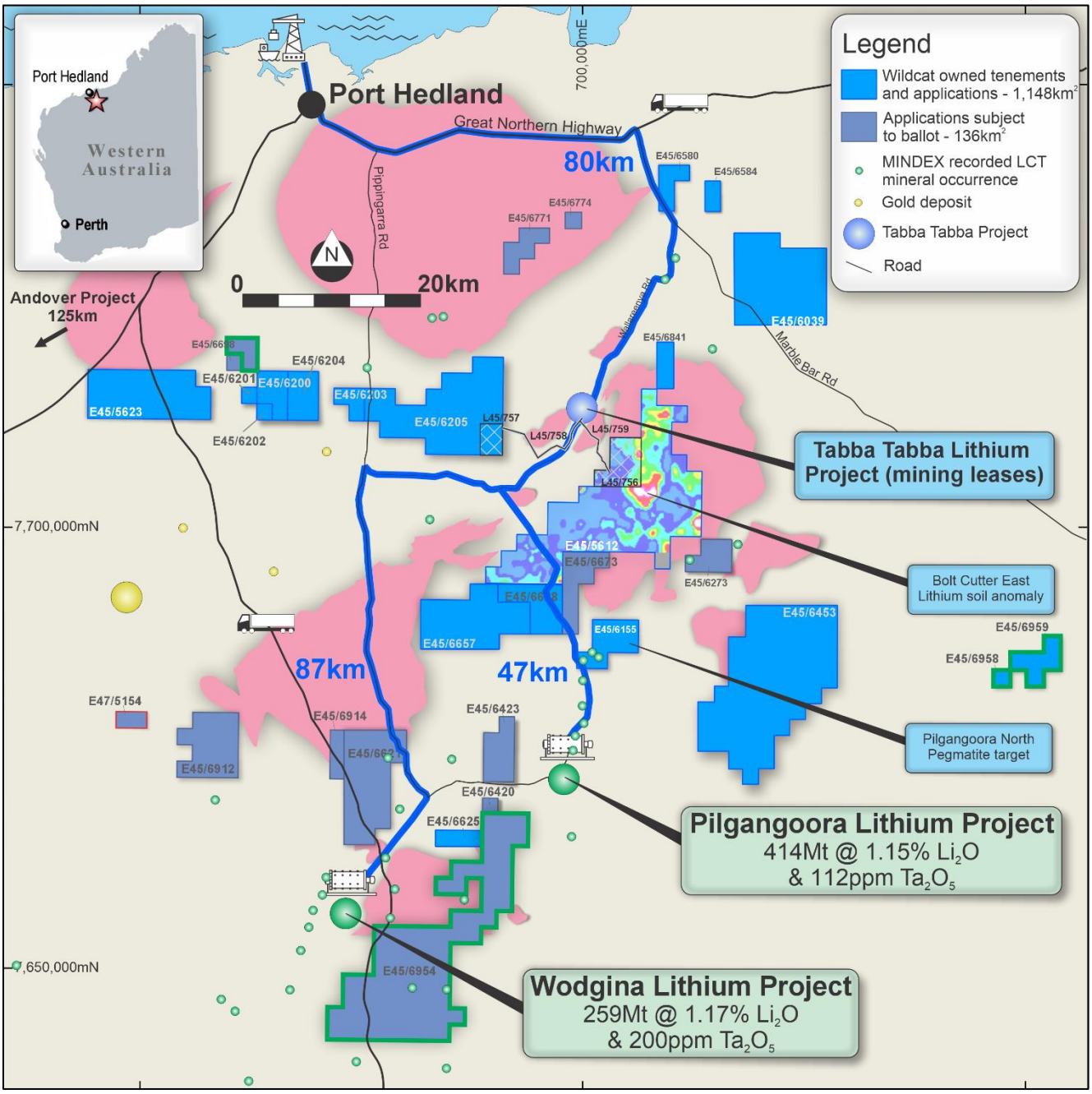

Figure 3: Location of the Bolt Cutter tenement package showing major deposits the Split Rock Supersuite Granites (pink) thought to be the source of LCT pegmatites. New applications made during the quarter are highlighted green.

E45/6954 is a large package which traverses a pluton of Split Rock Supersuite granitoid and hosts recorded LCT mineral occurrences. It is located between Wodgina and Pilgangoora.

E45/6944 comprises three blocks adjacent to Wildcat's Bolt Cutter West tenements and is located within 5km of a Split Rock Supersuite granitoid pluton.

E45/6959 and E45/6958 are located to the east, in an area dominated by granite terrane, but which has had minimal past exploration.

For personal use only

For personal use only

The Split Rock Supersuite represents a major magmatic event in the Pilbara and the granitoid rocks that comprise the suite are enriched in lithium and related minerals. They and their equivalents are considered to be the major source rocks for mineralised LCT pegmatites in the Pilbara region and tenure that is within 10km of these bodies is considered prospective because it is believed that LCT pegmatites migrate away from their source and become enriched in LCT minerals by fractionating (i.e. LCT minerals are among the last to crystalise).

At the Bolt Cutter East and Pilgangoora North prospects, the Company completed detailed field mapping, rock chip sampling, and commenced heritage surveys (Figure 4). Additionally, high-resolution drone aerial magnetics and orthophotography were completed at Pilgangoora North. These two prospects are compelling greenfields LCT targets with outcropping pegmatites at surface and Wildcat expects to commence drilling at these in the September quarter. Also at Bolt Cutter, a high-resolution drone magnetic survey was completed at Bolt Cutter West on E45/5623 and regional 1,000m x 500m spaced soil sampling was completed over Bolt Cutter Central on E45/6205.

Figure 4: Wildcat geologists inspecting an extensive, weathered pegmatite outcrop at Pilgangoora North

Other Activities

Wildcat continued project generation activities including tenement monitoring and rationalised its tenement holding in the Murchison at the Lawson Well project (Appendix 1).

WILDCAT RESOURCES

For personal use only

Corporate Activities

Appointment of Non-Executive Director Fiona Van Maanen

Fiona Van Maanen was appointed as a Non-Executive Director, effective as at 1st June 2024. Mrs Van Maanen is a highly accomplished director with more than 30 years of progressive executive experience in corporate governance, financial management, and accounting in the mining industry. She has worked for companies who have had a diverse range of mineral projects from exploration, development to production environments.

Mrs Van Maanen is an independent Non-Executive Director of Westgold Resources Limited (ASX: WGX), an ASX-300 company, where she is Chair of the Audit, Risk & Compliance Committee and a member of the Remuneration & Nomination Committee. She is also an independent Non-Executive Director at Pantoro Limited. She is a Certified Practising Accountant and holds a Bachelor of Business (Accounting) degree, and a Graduate Diploma in Company Secretarial Practice.

Cashflows for the Quarter

Attached to this report is Appendix 5B containing the Company's cashflow statement for the quarter. The cashflows relating to the quarter included $11.4M spent on exploration and evaluation expenditure, $52k spend on property, plant and equipment, and $2M spent on staff, administration, and corporate costs, including $231K paid to related parties. These payments relate to the existing remuneration agreements for Executive and Non-Executive Directors.

The June 2024 quarter was the highest quarter for spending in the current budget where 33,619m have been drilled at Tabba Tabba.

The Company had cash inflows from interest of $1.05M.

As of 30 June 2024, the Company had available cash of approximately $77.2M.

Activities for the Current Period

For the three months ending 30 September 2024, the Company plans to:

- Progress resource and extension drilling of Luke and the giant Leia Pegmatite and continue to test other targets at Tabba Tabba
- Receive initial metallurgical test work on diamond core samples to improve understanding of the mineralogy at Tabba Tabba and continue with metallurgical variability test work
- Progress permitting and evaluation studies for Tabba Tabba Mining Leases
- Commence initial exploration drill programs at Pilgangoora North and Bolt Cutter East
- Continue target generation and project review activities

WILDCAT RESOURCES

June 2024 Quarter – ASX Announcements

This Quarterly Activities Report contains information extracted from ASX market announcements reported in accordance with the 2012 edition of the "Australasian Code for Reporting of Exploration Results, Mineral Resources and Ore Reserves" (2012 JORC Code). Further details (including 2012 JORC Code reporting tables where applicable) of exploration results referred to in this Quarterly Activities Report can be found in the following announcements lodged on the ASX:

Title	Date
LEIA RETURNS WIDE INTERSECTIONS AND HIGH-GRADE ZONES 105.3M AT 1.1% Li_2O AND 84.8M @ 1.3% Li_2O	13 June 2024
WILDCAT STRENGTHENS BOARD WITH APPOINTMENT OF FIONA VAN MAANEN AS NON-EXECUTIVE DIRECTOR	31 May 2024
HIGH-GRADE LUKE DISCOVERY RETURNS 43M AT 1.4% LI_2O AND 54.4M @ 1.2% LI_2O	22 May 2024
NEW DISCOVERY AT TABBA TABBA – LUKE PEGMATITE 41M @ 1% Li_2O	10 April 2024

The announcements can be viewed on the Company's website www.wildcatresources.com.au under the Investors tab.

Wildcat confirms that it is not aware of any new information or data that materially affects the information included in any original ASX announcement.

- ENDS -

This announcement has been authorised by the Board of Directors of the Company.

FOR FURTHER INFORMATION, PLEASE CONTACT:

Mr. AJ Saverimutto
Managing Director
Tel: +61 (8) 6555 2950
info@wildcatresources.com.au

Mr. Matthew Banks
Executive Director
Tel: +61 (8) 6555 2950
info@wildcatresources.com.au

Nathan Ryan
NWR Communications
Tel: +61 420 582 887
nathan.ryan@nwrcommunications.com.au

For personal use only

For personal use only

ABOUT TABBA TABBA

The Tabba Tabba Lithium-Tantalum Project is an advanced lithium and tantalum exploration project that is located on granted Mining Leases just 80km by road from the port of Port Hedland, Western Australia. It is nearby some of the world's largest hard-rock lithium mines (47km by road from the 414Mt Pilgangoora Project[5] and 87km by road to the 259Mt Wodgina Project[6]).

The Tabba Tabba project was one of four significant LCT pegmatite projects in WA, previously owned by Sons of Gwalia. The others were Greenbushes, Pilgangoora and Wodgina which are now Tier-1 hard-rock lithium mines. Tabba Tabba is the last of these assets to be explored for lithium mineralisation.

The pegmatite body that contains **the high-grade Tabba Tabba tantalum deposit has a Mineral Resource estimate of 318Kt at 950ppm Ta_2O_5 for 666,200lbs Ta_2O_5** at a 400ppm Ta_2O_5 lower cut-off grade[3] (Table 2).

In July 2023, Wildcat commenced an RC drilling program to systematically explore the Tabba Tabba mining tenement package for lithium mineralisation[7]. A major lithium discovery was announced by the Company on 18 September 2023[8] after assay results confirmed thick intersections of lithium mineralised pegmatites were returned from multiple RC holes in the central and northern pegmatite clusters. Wildcat is continuing with an aggressive and systematic campaign of RC and DD drilling across the Mining Leases and to explore and evaluate this very significant lithium project.

On 12 October 2023, Wildcat announced it has successfully completed the acquisition of the Project.

ABOUT BOLT CUTTER

Wildcat's Bolt Cutter Project comprises 1,148km^2 of 100% owned tenements and applications, and 136km^2 of applications subject to a ballot, which are considered highly prospective for gold and lithium mineralisation. The tenements are located in strategic positions on the Berghaus Shear along trend from the 6.8Moz Hemi gold deposit discovered by De Grey Mining (ASX: DEG); and in positions proximal to the Split Rocks Supersuite granitoid complex (considered a fertile source of LCT-type pegmatites) and on regional structures along strike from the 309Mt Pilgangoora[9] and 259Mt Wodgina[10] lithium projects. Wildcat has a significant regional lithium anomaly at its E45/5612 Bolt Cutter East Prospect[11] and continues to advance early-stage exploration across its Bolt Cutter landholding.

ABOUT MT ADRAH

Wildcat holds the Mount Adrah Gold Project ("**Mount Adrah**"), a highly prospective 500km^2 tenement package located within the well-endowed Lachlan Orogen region in NSW. The project includes the Hobbs Pipe gold deposit which has a Mineral Resource estimate of **20.5Mt @ 1.1g/t Au for 770,000 oz** of contained gold (Table 1). Hobbs Pipe is a monzodiorite-hosted intrusion-related gold deposit (IRGS) with similarities to the IRGS gold systems that occur in the Alaskan Tintina Province, which includes the 16Moz Fort Knox Gold Mine.

---

[5] Pilbara Minerals Ltd ASX announcement 7 August 2023: https://1pls.irmau.com/site/pdf/3c3567af-c373-4c3c-ba7a-af0bc2034431/Substantial-Increase-in-Mineral-Resource.pdf
[6] Mineral Resources Ltd ASX announcement 23 October 2018: http://clients3.weblink.com.au/pdf/MIN/02037855.pdf
[7] ASX announcement 14 July 2023: https://www.investi.com.au/api/announcements/wc8/0d6e63aa-fbc.pdf
[8] ASX announcement 18 September 2023: https://www.investi.com.au/api/announcements/wc8/bd9e13dc-76f.pdf
[9] Pilbara Minerals Ltd ASX announcement 6 September 2021: http://www.pilbaraminerals.com.au/site/PDF/248fb0ec-acb0-4026-87e8-d278ea3ab5dc/SignificantIncreaseinPilgangooraResource
[10] Mineral Resources Ltd ASX announcement 23 October 2018: http://clients3.weblink.com.au/pdf/MIN/02037855.pdf
[11] ASX announcement 29 June 2022: https://www.investi.com.au/api/announcements/wc8/b56c1b41-9b7.pdf

For personal use only

In addition to Hobbs Pipe, several high-grade gold reef systems have been identified by historic artisanal workings and limited exploration drilling, including down-hole intercepts such as **10m @ 17.7 g/t Au from 506m (GHD009)** at the Castor Reef Prospect, about 200m north-east of Hobbs Pipe, and **1.2m @ 58.6 g/t Au from 624m (GHD011)** at the White Deer Reef Prospect, a further 150m to the north-east of the GHD009 intercept. The drill-hole intervals are interpreted to align with the artisanal workings. Quartz vein reef-style targets were identified as targets of interest in a study by prior owners in 2016. Results on the follow-up work done on some of these targets have been promising to date. Outside of the immediate Hobbs Pipe area, the project has had little exploration activity since the 1990's, with several areas of surface gold anomalies yet to be followed up with drilling.

Forward-Looking Statements

This document may include forward-looking statements. Forward-looking statements include, but are not limited to, statements concerning Wildcat Resources Limited's planned exploration program and other statements that are not historical facts. When used in this document, the words such as "could," "plan," "estimate," "expect," "intend," "may", "potential," "should," and similar expressions are forward-looking statements. Although Wildcat Resources Limited believes that its expectations reflected in these forward-looking statements are reasonable, such statements involve risks and uncertainties and no assurance can be given that actual results will be consistent with these forward-looking statements.

Competent Person's Statement

The information in this report that relates to Exploration Results and Mineral Resources is based on, and fairly represents, information compiled by Samuel Ekins, a Competent Person who is a Member of the Australian Institute of Mining and Metallurgy (AusIMM). Mr Ekins is a full-time employee of Wildcat Resources Limited. Mr Ekins has sufficient experience that is relevant to the style of mineralisation and type of deposit under consideration, and to the activity being undertaken to qualify as a Competent Person as defined in the 2012 Edition of the JORC Code. Mr Ekins consents to the inclusion in the report of the matters based on his information in the form and context in which it appears.

ASX Listing Rule Information

Table 1 – JORC (2012) Mineral Resources Estimate for the Hobbs Pipe Gold Deposit

Resource Classification	Depth Below Surface	Oxidation Zone	COG Au (g/t)	Tonnes (Mt)	Grade (g/t Au)	Contained Gold (oz)
Indicated	0 – 150m	Oxides	0.4	0.6	0.9	18,000
		Fresh	0.9	3.0	1.0	96,000
	150 – 700m	Fresh	0.9	8.5	1.2	320,000
TOTAL INDICATED RESOURCES				**12.1**	**1.1**	**440,000**
Inferred	0 – 150m	Fresh	0.5	0.2	0.6	39,000
	150 – 700m	Fresh	0.9	8.2	1.1	290,000
TOTAL INFERRED RESOURCES				**8.4**	**1.1**	**330,000**
TOTAL RESOURCES				**20.5**	**1.1**	**770,000**

The Mineral Resource was first reported in an announcement by former Mount Adrah owners Sovereign Gold Company Ltd (ASX Announcement 27 December 2013). The Company confirms that it is not aware of any new information or data that materially affects the information included in the original market announcements and, in the case of estimates of Mineral Resources, that all material assumptions and technical parameters underpinning the estimates in the original market announcements continue to apply and have not materially changed. The company confirms that the form and context in which the competent persons findings have not been materially modified from the original announcement.

For personal use only

Table 2 – JORC (2012) Mineral Resources Estimate for the Tabba Tabba Tantalum Deposit

Measured	35.1kT @ 1,380ppm Ta_2O_5	107,125 lb Ta_2O_5
Indicated	187.0kT @ 1,020ppm Ta_2O_5	418,925 lb Ta_2O_5
Inferred	96.0kT @ 660ppm Ta_2O_5	140,150 lb Ta_2O_5
Combined	**318.1Kt @ 950ppm Ta_2O_5**	**666,200 lb Ta_2O_5**

A 2012 JORC compliant tantalum mineral resource for the Tabba Tabba Project was announced by Pilbara Minerals in January 2015[12]. Wildcat Intends to re-estimate the tantalum resource should a maiden lithium resource be defined and announce both the tantalum and lithium resources[13]. This is anticipated in 2024 to 2025. The combined measured, indicated and inferred resource currently stands at 318.1Kt at 950ppm Ta2O5 for 666,200lbs of contained Ta_2O_5 at a 400ppm Ta_2O_5 lower cut-off grade and 6,000ppm Ta_2O_5 upper cut off grade. This uses a database of 154 drill holes and a geological model developed by Pilbara Minerals Ltd constrained by geological logging and assay data for Ta_2O_5. The resource calculation was carried out by an independent resource consultancy, Trepanier Pty Ltd. The Company confirms that it is not aware of any new information or data that materially affects the information included in the original market announcements and, in the case of estimates of Mineral Resources, that all material assumptions and technical parameters underpinning the estimates in the original market announcements continue to apply and have not materially changed. The company confirms that the form and context in which the competent persons findings have not been materially modified from the original announcement.

APPENDIX 1 - INTEREST IN MINING TENEMENTS

Interest in Mining Tenements (applications made during June quarter in bold)

Tenement ID	Status	Project Name	Jurisdiction	Interest at beginning of quarter	Interest acquired or disposed	Interest at the end of the quarter
EL 6372	Granted	Mt Adrah	Lachlan Belt, NSW	100%	-	100%
EL 7844	Granted	Mt Adrah	Lachlan Belt, NSW	100%	-	100%
EL 8606	Granted	Mt Adrah	Lachlan Belt, NSW	100%	-	100%
EL 9063	Granted	Mt Adrah	Lachlan Belt, NSW	100%	-	100%
E45/5612	Granted	Bolt Cutter	Pilbara, WA	100%	-	100%
E45/5623	Granted	Bolt Cutter	Pilbara, WA	100%	-	100%
E45/6039	Granted	Bolt Cutter	Pilbara, WA	100%	-	100%
E45/5612	Granted	Bolt Cutter	Pilbara, WA	100%	-	100%
E45/5623	Granted	Bolt Cutter	Pilbara, WA	100%	-	100%
E45/6039	Granted	Bolt Cutter	Pilbara, WA	100%	-	100%
E45/6155	Granted	Bolt Cutter	Pilbara, WA	100%	-	100%
E45/6201	Granted	Bolt Cutter	Pilbara, WA	100%	-	100%
E45/6202	Granted	Bolt Cutter	Pilbara, WA	100%	-	100%
E45/6204	Granted	Bolt Cutter	Pilbara, WA	100%	-	100%
E45/6205	Granted	Bolt Cutter	Pilbara, WA	-	100%	100%
L45/0323	Granted	Tabba Tabba	Pilbara, WA	100%	-	100%
L45/0329	Granted	Tabba Tabba	Pilbara, WA	100%	-	100%
L45/0757	Granted	Tabba Tabba	Pilbara, WA	-	100%	100%
M45/0354	Granted	Tabba Tabba	Pilbara, WA	100%	-	100%

[12] Pilbara Minerals Ltd ASX announcement 19 January 2015: https://cdn-api.markitdigital.com/apiman-gateway/ASX/asx-research/1.0/file/2995-01591791-6A706666?access_token=83ff96335c2d45a094df02a206a39ff4
[13] ASX announcement 17 May 2023: https://www.investi.com.au/api/announcements/wc8/4788276b-630.pdf

For personal use only

Tenement ID	Status	Project Name	Jurisdiction	Interest at beginning of quarter	Interest acquired or disposed	Interest at the end of the quarter
M45/0375	Granted	Tabba Tabba	Pilbara, WA	100%	-	100%
M45/0376	Granted	Tabba Tabba	Pilbara, WA	100%	-	100%
M45/0377	Granted	Tabba Tabba	Pilbara, WA	100%	-	100%
M45/0374	Granted	Tabba Tabba	Pilbara, WA	100%	-	100%
E52/4077	Granted	Lawson Well	Murchison, WA	100%	-	100%
E52/4326	Granted	Lawson Well	Murchison, WA	100%	-	100%
E52/4327	Granted	Lawson Well	Murchison, WA	100%	-	100%
E52/4328	Granted	Lawson Well	Murchison, WA	100%	-	100%
E52/4329	Granted	Lawson Well	Murchison, WA	100%	-	100%
E74/0760	Granted	Sauron	South Coast, WA	100%	-	100%
E45/6302	Pending	Bolt Cutter	Pilbara, WA	-	-	-
E45/6303	Pending	Bolt Cutter	Pilbara, WA	-	-	-
E45/6305	Pending	Bolt Cutter	Pilbara, WA	-	-	-
E45/6420	Pending	Bolt Cutter	Pilbara, WA	-	-	-
E45/6423	Pending	Bolt Cutter	Pilbara, WA	-	-	-
E45/6453	Pending	Bolt Cutter	Pilbara, WA	-	-	-
E45/6580	Pending	Bolt Cutter	Pilbara, WA	-	-	-
E45/6584	Pending	Bolt Cutter	Pilbara, WA	-	-	-
E45/6625	Pending	Bolt Cutter	Pilbara, WA	-	-	-
E45/6628	Pending	Bolt Cutter	Pilbara, WA	-	-	-
E45/6657	Pending	Bolt Cutter	Pilbara, WA	-	-	-
E45/6673	Pending	Bolt Cutter	Pilbara, WA	-	-	-
E45/6698	Pending	Bolt Cutter	Pilbara, WA	-	-	-
E45/6771	Pending	Bolt Cutter	Pilbara, WA	-	-	-
E45/6774	Pending	Bolt Cutter	Pilbara, WA	-	-	-
E45/6841	Pending	Bolt Cutter	Pilbara, WA	-	-	-
E45/6912	Pending	Bolt Cutter	Pilbara, WA	-	-	-
E45/6914	Pending	Bolt Cutter	Pilbara, WA	-	-	-
E45/6944	Pending	Bolt Cutter	Pilbara, WA	-	-	-
E45/6954	Pending	Bolt Cutter	Pilbara, WA	-	-	-
E45/6958	Pending	Bolt Cutter	Pilbara, WA	-	-	-
E45/6959	Pending	Bolt Cutter	Pilbara, WA	-	-	-
E47/5154	Pending	Bolt Cutter	Pilbara, WA	-	-	-
G45/0359	Pending	Bolt Cutter	Pilbara, WA	-	-	-
L45/0756	Pending	Bolt Cutter	Pilbara, WA	-	-	-
L45/0758	Pending	Bolt Cutter	Pilbara, WA	-	-	-
L45/0759	Pending	Bolt Cutter	Pilbara, WA	-	-	-
L45/0810	Pending	Bolt Cutter	Pilbara, WA	-	-	-
E08/3559	Pending	Tirrawarra	Gascoyne, WA	-	-	-
E08/3674	Pending	Tirrawarra	Gascoyne, WA	-	-	-
E52/4336	Pending	Lawson Well	Murchison, WA	-	-	-
E80/5772	Pending	Carr Boyd	Kimberley, WA	-	-	-
P15/6771	Pending	Comet	Eastern Goldfields, WA	-	-	-

Appendix 5B

Mining exploration entity or oil and gas exploration entity quarterly cash flow report

Name of entity

Wildcat Resources Limited

ABN	Quarter ended ("current quarter")
65 098 236 938	30 June 2024

Consolidated statement of cash flows		Current quarter $A'000	Year to date (12 months) $A'000
1.	**Cash flows from operating activities**		
1.1	Receipts from customers		
1.2	Payments for		
	(a) exploration & evaluation	-	-
	(b) development	-	-
	(c) production	-	-
	(d) staff costs	(391)	(1,138)
	(e) administration and corporate costs	(1,608)	(5,153)
1.3	Dividends received (see note 3)	-	-
1.4	Interest received	1,051	2,100
1.5	Interest and other costs of finance paid	(84)	(91)
1.6	Income taxes paid	-	-
1.7	Government grants and tax incentives	-	-
1.8	Other (ATO Receipts)	-	1,598
1.9	**Net cash from / (used in) operating activities**	**(1,032)**	**(2,684)**
2.	**Cash flows from investing activities**		
2.1	Payments to acquire or for:		
	(a) entities	-	-
	(b) tenements	-	(25)
	(c) property, plant and equipment	(52)	(1,235)
	(d) exploration & evaluation	(11,369)	(24,595)
	(e) investments	-	-
	(f) other non-current assets	-	-

For personal use only

For personal use only

Consolidated statement of cash flows		Current quarter $A'000	Year to date (12 months) $A'000
2.2	Proceeds from the disposal of:		
	(a) entities	-	-
	(b) tenements	-	-
	(c) property, plant and equipment	6	6
	(d) investments	-	-
	(e) other non-current assets	-	-
2.3	Cash flows from loans to other entities	-	-
2.4	Dividends received (see note 3)	-	-
2.5	Other (provide details if material)	-	-
2.6	**Net cash from / (used in) investing activities**	**(11,415)**	**(25,849)**
3.	**Cash flows from financing activities**		
3.1	Proceeds from issues of equity securities (excluding convertible debt securities)	-	101,760
3.2	Proceeds from issue of convertible debt securities	-	-
3.3	Proceeds from exercise of options	-	285
3.4	Transaction costs related to issues of equity securities or convertible debt securities	(18)	(4,629)
3.5	Proceeds from borrowings	-	-
3.6	Repayment of borrowings	-	-
3.7	Transaction costs related to loans and borrowings	-	-
3.8	Dividends paid	-	-
3.9	Other (provide details if material) – Lease principal	(484)	(521)
3.10	**Net cash from / (used in) financing activities**	**(502)**	**96,895**
4.	**Net increase / (decrease) in cash and cash equivalents for the period**		
4.1	Cash and cash equivalents at beginning of period	90,131	8,820
4.2	Net cash from / (used in) operating activities (item 1.9 above)	(1,032)	(2,684)
4.3	Net cash from / (used in) investing activities (item 2.6 above)	(11,415)	(25,849)

Consolidated statement of cash flows		**Current quarter $A'000**	**Year to date (12 months) $A'000**
4.4	Net cash from / (used in) financing activities (item 3.10 above)	(502)	96,895
4.5	Effect of movement in exchange rates on cash held	-	-
4.6	**Cash and cash equivalents at end of period**	**77,182**	**77,182**

5.	**Reconciliation of cash and cash equivalents** at the end of the quarter (as shown in the consolidated statement of cash flows) to the related items in the accounts	**Current quarter $A'000**	**Previous quarter $A'000**
5.1	Bank balances	22,172	30,121
5.2	Call deposits	55,010	60,010
5.3	Bank overdrafts	-	-
5.4	Other (provide details)	-	-
5.5	**Cash and cash equivalents at end of quarter (should equal item 4.6 above)**	**77,182**	**90,131**

6.	**Payments to related parties of the entity and their associates**	**Current quarter $A'000**
6.1	Aggregate amount of payments to related parties and their associates included in item 1	(231)
6.2	Aggregate amount of payments to related parties and their associates included in item 2	-

Note: if any amounts are shown in items 6.1 or 6.2, your quarterly activity report must include a description of, and an explanation for, such payments.

For personal use only

For personal use only

7.	**Financing facilities** *Note: the term "facility' includes all forms of financing arrangements available to the entity.* *Add notes as necessary for an understanding of the sources of finance available to the entity.*	**Total facility amount at quarter end $A'000**	**Amount drawn at quarter end $A'000**
7.1	Loan facilities	-	-
7.2	Credit standby arrangements	-	-
7.3	Other (please specify)	-	-
7.4	**Total financing facilities**	-	-
7.5	**Unused financing facilities available at quarter end**		-
7.6	Include in the box below a description of each facility above, including the lender, interest rate, maturity date and whether it is secured or unsecured. If any additional financing facilities have been entered into or are proposed to be entered into after quarter end, include a note providing details of those facilities as well.		
	N/A		

8.	**Estimated cash available for future operating activities**	**$A'000**
8.1	Net cash from / (used in) operating activities (item 1.9)	(1,032)
8.2	(Payments for exploration & evaluation classified as investing activities) (item 2.1(d))	(11,369)
8.3	Total relevant outgoings (item 8.1 + item 8.2)	(12,401)
8.4	Cash and cash equivalents at quarter end (item 4.6)	77,182
8.5	Unused finance facilities available at quarter end (item 7.5)	-
8.6	Total available funding (item 8.4 + item 8.5)	77,182
8.7	**Estimated quarters of funding available (item 8.6 divided by item 8.3)**	6.22

Note: if the entity has reported positive relevant outgoings (ie a net cash inflow) in item 8.3, answer item 8.7 as "N/A". Otherwise, a figure for the estimated quarters of funding available must be included in item 8.7.

8.8 If item 8.7 is less than 2 quarters, please provide answers to the following questions:

8.8.1 Does the entity expect that it will continue to have the current level of net operating cash flows for the time being and, if not, why not?

Answer: N/A

8.8.2 Has the entity taken any steps, or does it propose to take any steps, to raise further cash to fund its operations and, if so, what are those steps and how likely does it believe that they will be successful?

Answer: N/A

8.8.3	Does the entity expect to be able to continue its operations and to meet its business objectives and, if so, on what basis?
Answer: N/A	
Note: where item 8.7 is less than 2 quarters, all of questions 8.8.1, 8.8.2 and 8.8.3 above must be answered.	

Compliance statement

1 This statement has been prepared in accordance with accounting standards and policies which comply with Listing Rule 19.11A.

2 This statement gives a true and fair view of the matters disclosed.

Date: .....11 July 2024.....

Authorised by: ..Board of Directors.....
(Name of body or officer authorising release – see note 4)

Notes

1. This quarterly cash flow report and the accompanying activity report provide a basis for informing the market about the entity's activities for the past quarter, how they have been financed and the effect this has had on its cash position. An entity that wishes to disclose additional information over and above the minimum required under the Listing Rules is encouraged to do so.

2. If this quarterly cash flow report has been prepared in accordance with Australian Accounting Standards, the definitions in, and provisions of, *AASB 6: Exploration for and Evaluation of Mineral Resources* and *AASB 107: Statement of Cash Flows* apply to this report. If this quarterly cash flow report has been prepared in accordance with other accounting standards agreed by ASX pursuant to Listing Rule 19.11A, the corresponding equivalent standards apply to this report.

3. Dividends received may be classified either as cash flows from operating activities or cash flows from investing activities, depending on the accounting policy of the entity.

4. If this report has been authorised for release to the market by your board of directors, you can insert here: "By the board". If it has been authorised for release to the market by a committee of your board of directors, you can insert here: "By the [*name of board committee – eg Audit and Risk Committee*]". If it has been authorised for release to the market by a disclosure committee, you can insert here: "By the Disclosure Committee".

5. If this report has been authorised for release to the market by your board of directors and you wish to hold yourself out as complying with recommendation 4.2 of the ASX Corporate Governance Council's *Corporate Governance Principles and Recommendations*, the board should have received a declaration from its CEO and CFO that, in their opinion, the financial records of the entity have been properly maintained, that this report complies with the appropriate accounting standards and gives a true and fair view of the cash flows of the entity, and that their opinion has been formed on the basis of a sound system of risk management and internal control which is operating effectively.

For personal use only