WILDCAT RESOURCES

ASX ANNOUNCEMENT
16/04/2024

QUARTERLY ACTIVITIES REPORT - MARCH 2024

Highlights

- **Wide and high-grade spodumene mineralised pegmatites including 119.2m at 1.0% Li_2O continue to be intercepted at the Tabba Tabba Lithium Project, Pilbara, WA**
- **XRD confirms spodumene-dominant mineralisation at the giant Leia Pegmatite,**
- **Exploration drilling below Leia leads to discovery of new Luke Pegmatite after quarter end**
- **Luke is a blind pegmatite body and does not outcrop at surface, adding potential for further blind discoveries and multiple stacked pegmatites**
- **Site camp upgraded to accommodate ~80 staff to facilitate full-scale drill out**
- **Wildcat was successful in the ballot for the 192km² exploration licence E45/6453**
- **Cash at bank of $90.1 M at 31 March 2024**

Lithium developer and explorer Wildcat Resources Limited (ASX: WC8) ("Wildcat" or "the Company") is pleased to present its Activities Report and Appendix 5B for the period to 31 March 2024.

The Company announced a major lithium discovery at Tabba Tabba on 18 September 2023 leading it to upgrade its camp facilities at the beginning of January and deploy six drill rigs to progress its aggressive drilling campaign at Tabba Tabba.

The project continues to deliver wide, high-grade lithium results such as **119.2m at 1.0% Li_2O** from 334.3m and **83.4m at 0.8% Li_2O** from 314.2m including **22.7m at 1.4% Li_2O** from 262.4m[1], demonstrating the potential for the project to host a **Tier 1 lithium deposit**. Further drilling subsequent to the quarter (10 April 2024) returned ***68.0m @ 1.4%* Li_2O, *58.7m @ 1.3%* Li_2O, and *90.2m @ 0.7%* Li_2O.**

Drilling at Tabba Tabba resumed on 7 January 2024 after a three-week drilling break. Four diamond drill rigs (drilling double shift) and two RC drill rigs (drilling day shift) targeted pegmatite prospects at The Hutt, Han, Chewy, and Boba Prospects; extensions to the Leia Pegmatite; and infill drilling at Leia.

Exploration drilling below Leia led to the discovery of the **Luke Pegmatite** prospect announced on 10 April 2024 subsequent to the end of the quarter. Luke shows visual signs of spodumene mineralisation which fluoresces orange under ultraviolet light and returned **41m at 1.0% Li_2O** from 267m (TARC111D) (down hole width). Luke is a blind pegmatite body and does not outcrop at surface, however, it comes close to surface in the south. The discovery of Luke confirms that the Tabba Tabba system comprises multiple stacked pegmatite bodies with the potential for more to occur.

Tabba Tabba is **located on granted Mining Leases** close to Port Hedland and major lithium projects at Wodgina and Pilgangoora. Mining for tantalum occurred at the project as recently as 2016 and now

[1] ASX announcement 5 March 2024: https://www.investi.com.au/api/announcements/wc8/8775a737-322.pdf

For personal use only

substantial lithium mineralisation has been defined from surface. The Company is rapidly progressing study and permitting work to refresh and expand the previous mining permits while it explores to define the full scale of the pegmatite system.

Exploration Activities

Tabba Tabba Project – Mallina Basin, Pilbara, WA

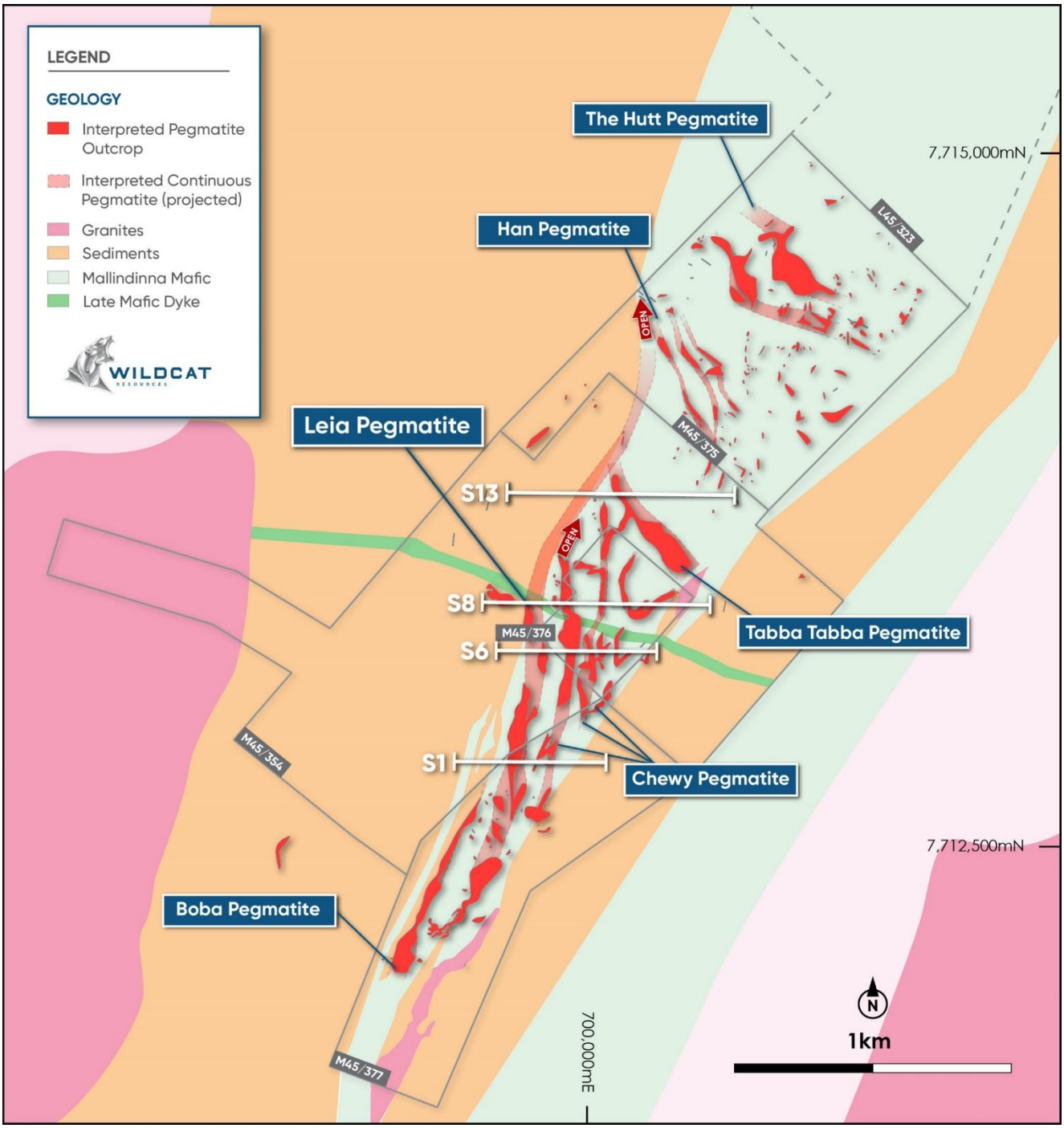

Figure 1: Tabba Tabba Lithium-Tantalum Project showing Mining Leases, outcropping pegmatites (red) with pegmatite prospects labelled blue, and host geology. Sections shown on Figure 3 to Figure 6 are labelled white.

For personal use only

For personal use only

The Company has completed more than 72,800m of drilling at the Tabba Tabba Lithium Project since announcing the discovery of lithium and has identified at least seven outcropping mineralised pegmatite prospects across the 3.2km long pegmatite field at Leia, Luke, The Hutt, Han, Chewy, Boba and Tabba Tabba (which hosts the **high-grade Tabba Tabba Tantalum Deposit, with a Mineral Resource estimate of 318Kt at 950ppm Ta_2O_5 for 666,200lbs Ta_2O_5**[2]).

Wildcat's focus is on uncovering more lithium mineralisation at Tabba Tabba and there is potential for more mineralised pegmatite bodies at depth. Leia is the largest of the pegmatite prospects discovered and continued to be a focus for exploration during the March quarter, with two rigs drilling to define its lateral extents and two rigs infill drilling for resource development. Leia comprises a large lithium mineralised pegmatite intrusion up to 180m in true width that extends for more than 2.2km strike and more than 400m down-dip (Figure 2).

Wildcat deployed a further two rigs during the quarter to explore for the limits of The Hutt, Han, Chewy and Boba Prospects. Detailed geological mapping and high-resolution ground gravity and ground magnetic surveys were completed in January and February 2024 to assist the interpretation of the pegmatites, host rocks and the structural setting. Drone LIDAR and detailed aerial imagery was also acquired to assist mine planning and environmental studies.

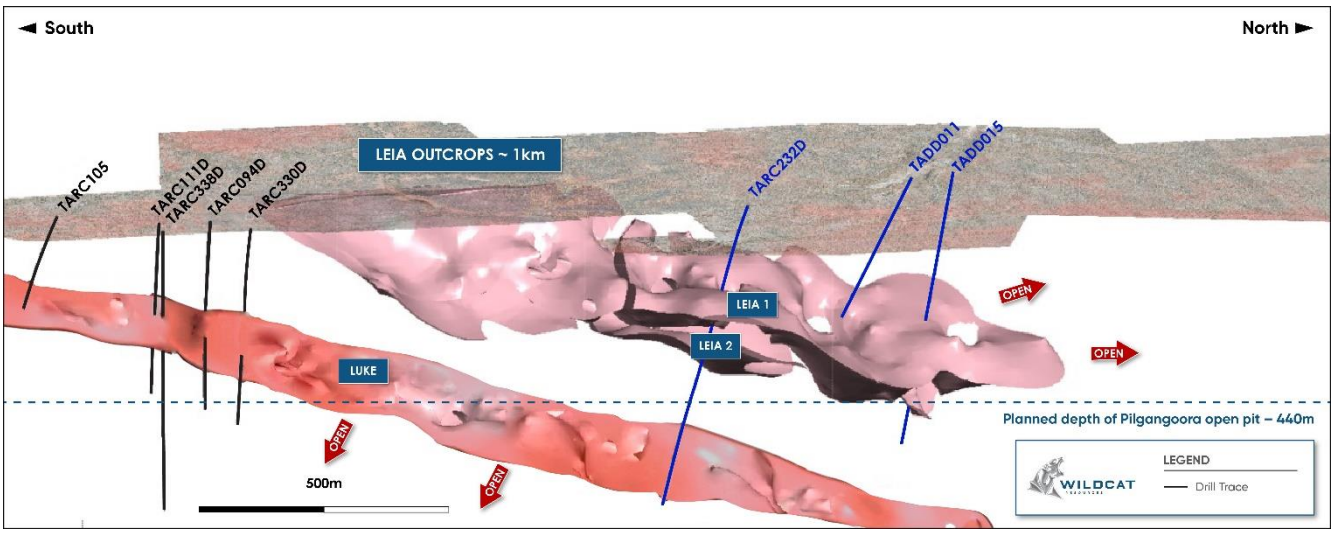

Figure 2 – Isometric view of the evolving geological model for the Leia Pegmatite and Luke Pegmatite showing the location of drill holes announced on 10 April 2024 subsequent to the end of the quarter (note that the other pegmatite prospects are not shown).

Results for XRD analysis, announced on 24 January 2024, confirmed spodumene is the dominant lithium mineral at Leia (Table 1). Initial metallurgical test work is underway, and results are expected by early Q3. The spodumene at Tabba Tabba is white in colour and has a coarse texture. Work to characterise and model the mineralogy of the pegmatite field is ongoing, incorporating geological logging, XRD, geochemistry, petrography, and Fourier-transform Infra-red spectroscopy (FTIR).

[2] ASX announcement 17 May 2023: https://www.investi.com.au/api/announcements/wc8/4788276b-630.pdf

For personal use only

Table 1: Leia XRD Results sorted by Li2O% grade simplified for the three most abundant minerals (plagioclase and orthoclase combined as feldspar) and rounded to the nearest whole number[3].

Sample ID	Hole ID	From	To	Li_2O	Spodumene	Quartz	Feldspar	Other
TBRC20654	TARC128	206	207	4.27	55	39	5	1
TBRC06750	TARC086	50	51	3.94	53	39	5	3
TBRC19605	TARC123	149	150	2.46	37	29	26	8
TBRC04842	TARC023	162	163	2.55	31	33	30	6
TBRC20906	TARC144	230	231	2.58	29	34	31	6
TBRC14685	TARC142	99	100	2.51	26	34	34	6
TBRC21513	TARC145	218	219	2.09	25	32	35	7
TBRC20438	TARC132	326	327	1.78	24	32	38	6
TBRC07094	TARC089	198	199	1.52	13	21	60	6
TBRC15165	TARC151	207	208	0.67	8	24	64	4
Averages				**2.44**	**30**	**32**	**33**	**5**

Wildcat reported wide, high-grade lithium assay results from Leia during the March quarter including true width intercepts of:

- ***119.2m @ 1% Li_2O*** from 334.3m (TADD010), including **31m @ 1.7% Li_2O** from 336m;
- ***62m @1.0% Li_2O*** *from 223.2m (TARC162D);*
- ***83.4m @ 0.8% Li_2O*** *from 314.2m (TARC242D); and*
- **84.6m @ 0.7% Li_2O** from 238m (TARC239D), including **9.6m @ 1.7% Li_2O** form 308.4m

Other true width intercepts received to date include:

- ***135m @ 0.9% Li_2O*** from 179m (TARC234D), including ***99m @ 1.2% Li_2O*** from 207m;
- ***123.4m @ 0.9% Li_2O*** from 350.7m (TARC245D), including **69.9m @ 1.2% Li_2O** from 399m;
- ***111.4m at 0.9% Li_2O*** from 246.6m (TARC161AD), including ***60.3m at 1.4% Li_2O*** from 297.8m;
- ***94m @ 1% Li_2O*** from 206m (TARC154AD), including ***64.4m @ 1.3% Li_2O*** from 225m;
- ***94.8m at 0.9% Li_2O*** from 361.9m (TARC264D), including ***44.7m at 1.3% Li_2O*** from 406.3m.
- ***45m at 1.1% Li_2O*** from 24m (TARC150);
- ***180m @ 1.1% Li_2O*** from 206m (TARC148);
- ***39m at 1.4% Li_2O*** from 271m (TARC147);
- ***73m at 1.1% Li_2O*** from 266m (TARC246), including ***10m at 2% Li_2O*** from 328m;
- ***70m at 1.0% Li_2O*** from 183m (TARC145), including ***47m at 1.5% Li_2O*** from 183m;
- ***85m at 1.3% Li_2O*** from 167m (TARC144), Including ***10m at 2.5% Li_2O*** from 175m;
- ***40m at 1.2% Li_2O*** from 135m (TARC137);
- ***52m at 1.3% Li_2O*** from 117m (TARC131); and
- ***85m at 1.5% Li_2O*** from 133m (TARC128), Including ***9m at 3.0% Li_2O*** from 199m

[3] ASX announcement 24 January 2024: https://www.investi.com.au/api/announcements/wc8/c1f1bbfa-917.pdf

For personal use only

Cross sections illustrating these results are shown in Figure 3 to Figure 6. The sections progress from the south of Leia towards the north and their locations are shown on Figure 1. Note that the Leia Pegmatite has a steeper dip in the south where it outcrops at surface for 1km. It then intercepts a sedimentary unit located to its west, where it plunges at 20˚ to the north. As Leia gets deeper, the Chewy Pegmatite becomes more prominent in the hanging wall.

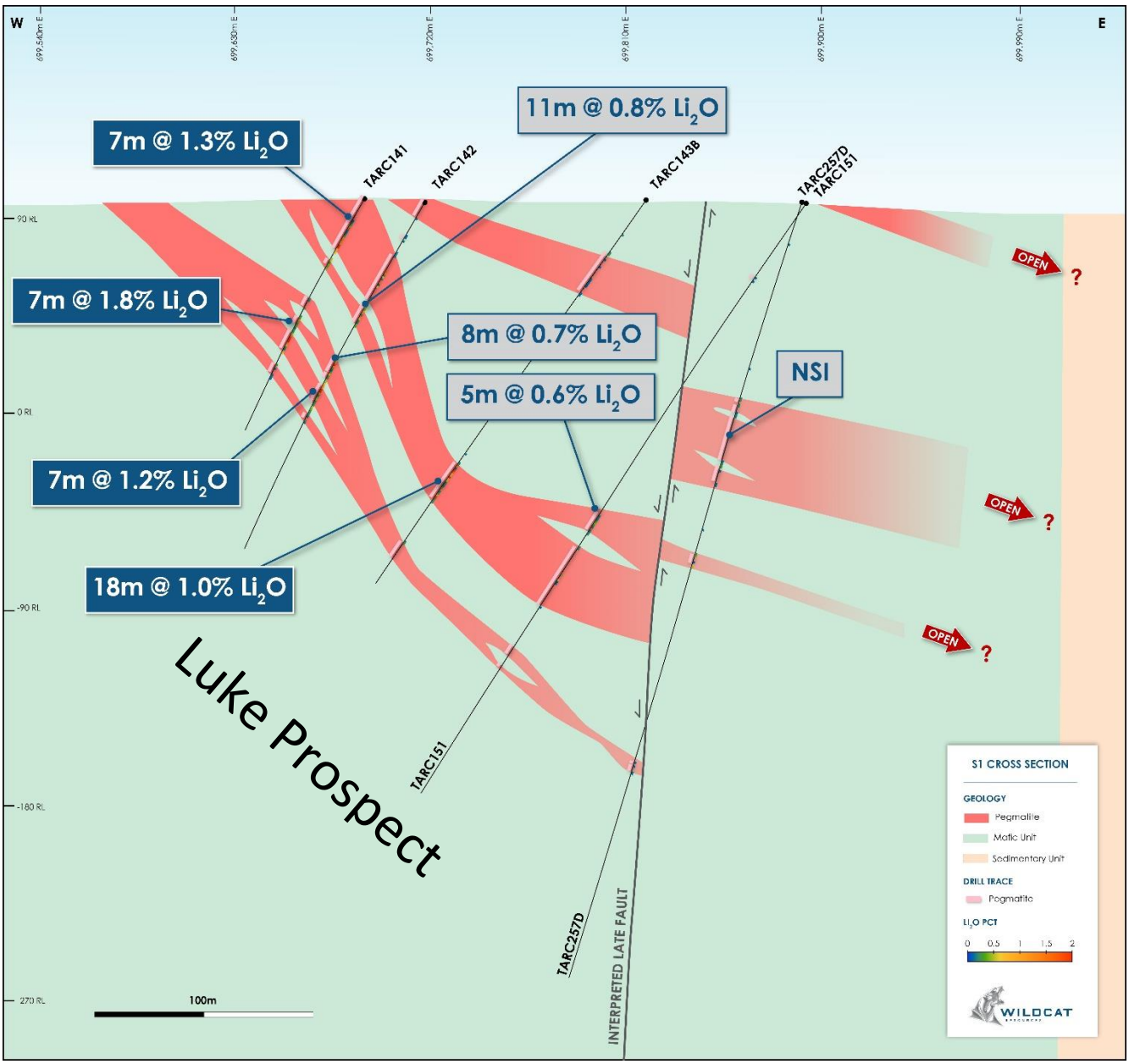

Figure 3 – Cross Section 1 through the south of Leia showing steep dip and structural complexity. Note that the Luke Pegmatite Prospect occurs below Leia and was announced subsequent to the end of the March quarter.

For personal use only

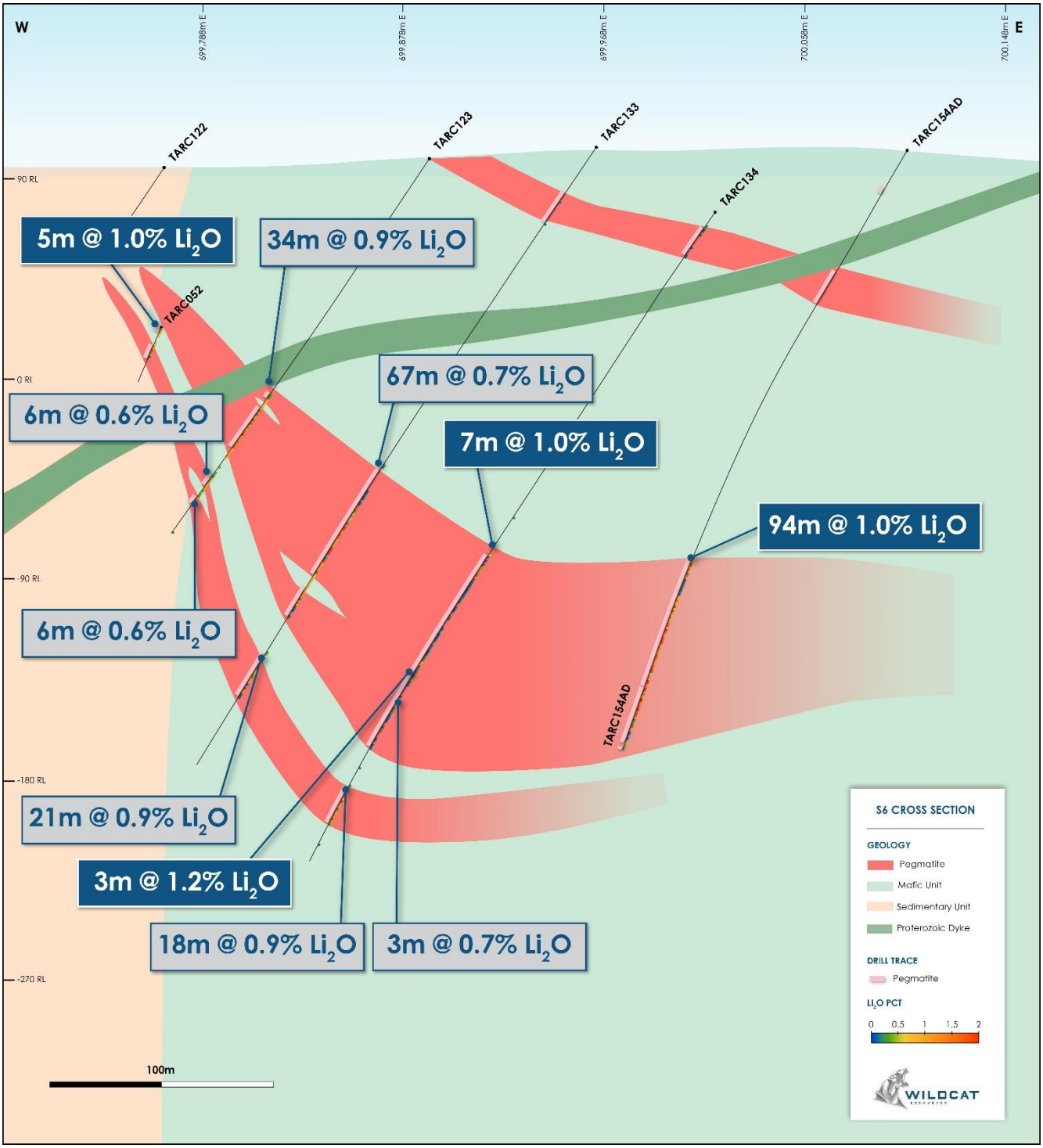

Figure 4 – Cross Section 6 through Leia showing the dip shallowing and the pegmatite terminating against the western sedimentary unit. Note the pegmatite is widening, with 94m at 1.0% Li_2O from 206m (TARC154AD).

For personal use only

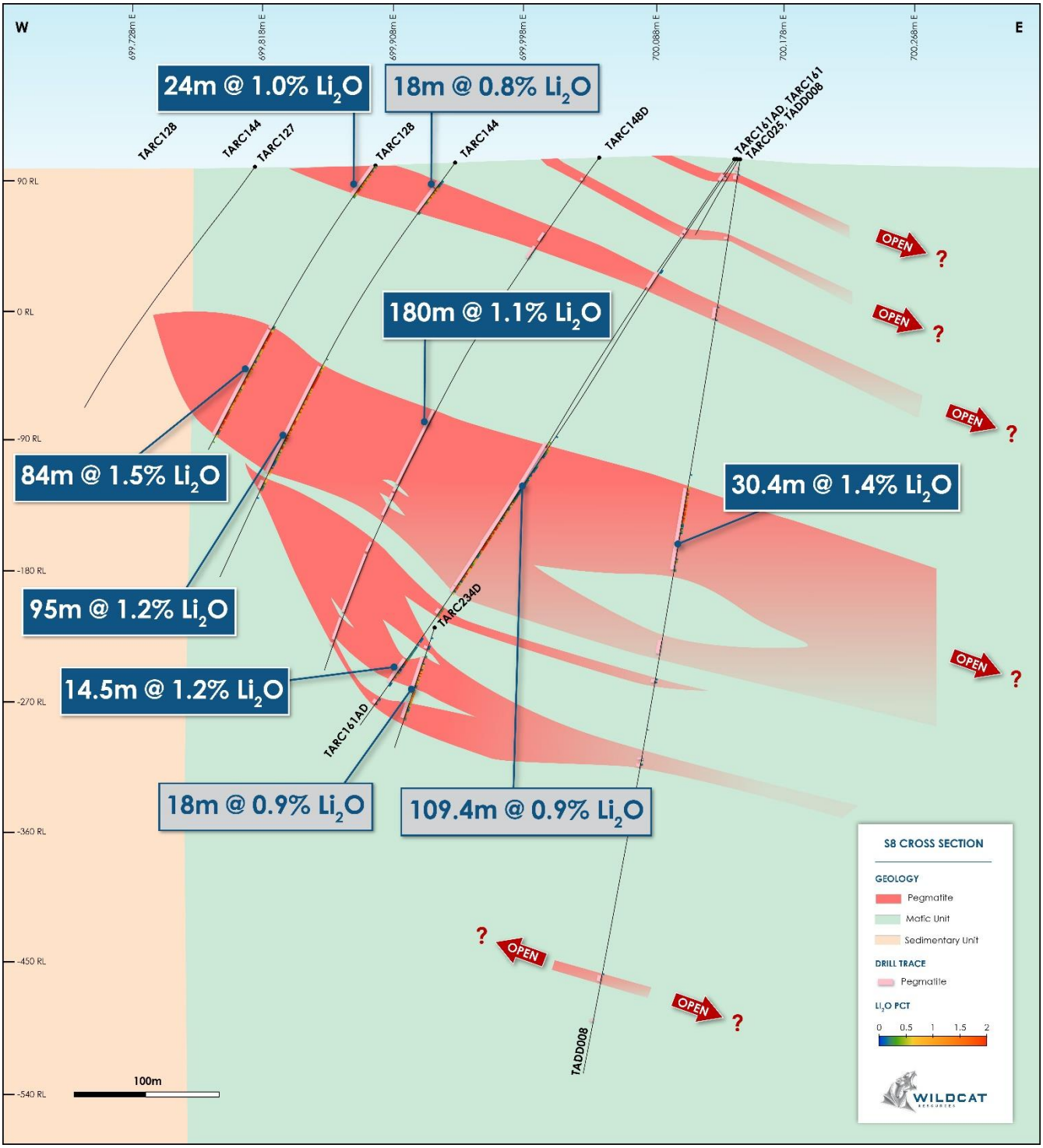

Figure 5 – Cross Section 8 through Leia showing the depth of Leia increases towards the north against the western sedimentary contact and the width increasing to 180m at 1.1% Li_2O from 206m (TARC148).

For personal use only

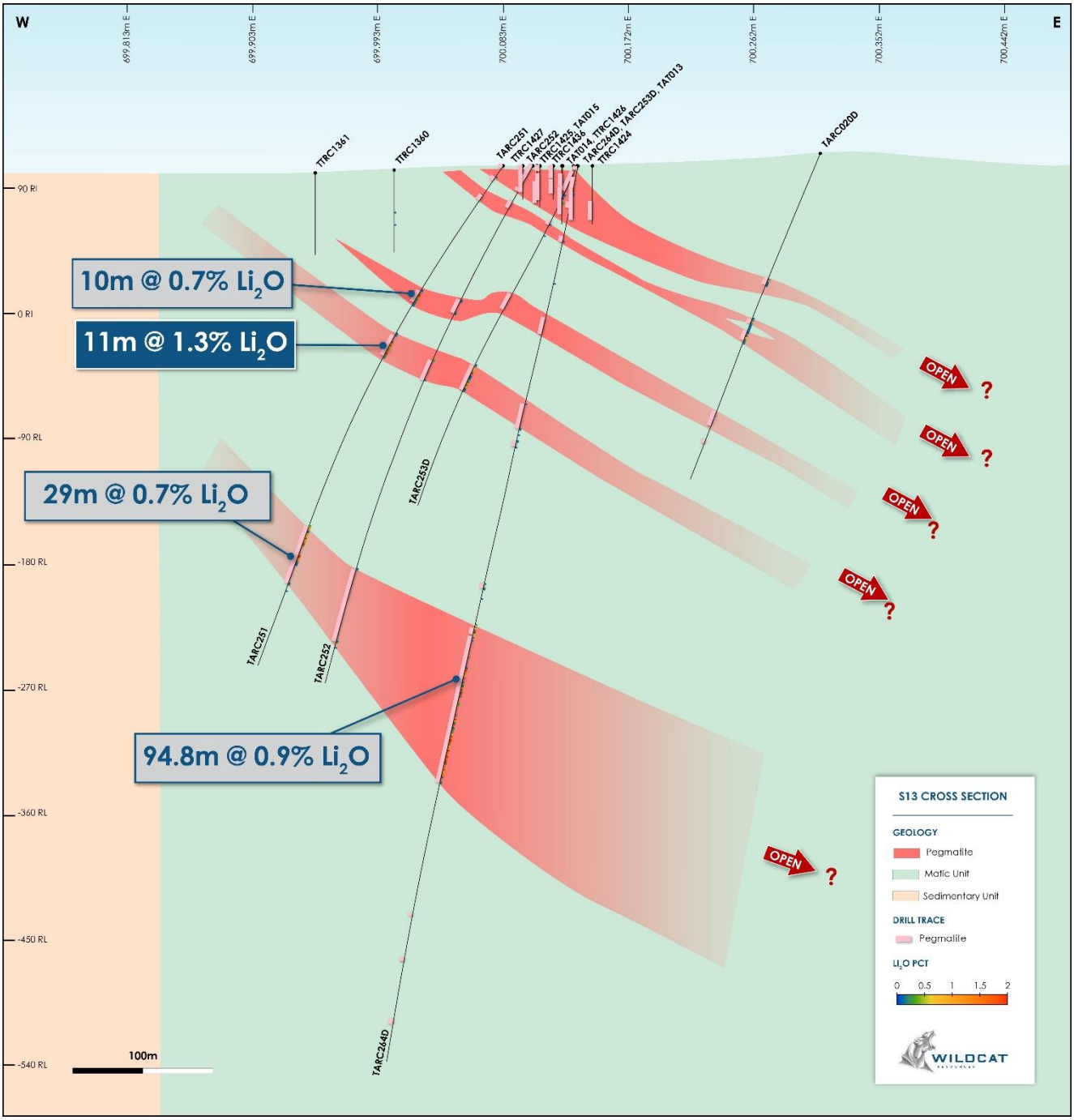

Figure 6 – Cross Section 13 through Leia showing increasing prominence of the Chewey Pegmatites in the Leia hanging wall and continuing wide intercepts including 94.8m at 0.9% Li_2O from 361.9m (TARC264D).

To assist mine planning at Tabba Tabba, Wildcat made applications over 2,264 hectares of General Purpose Licence (G45/359) and Miscellaneous Licence (L45/810) on nearby Exploration Licences at Wildcat's Bolt Cutter Project located 4.5km to 5.5km from Tabba Tabba. These provide additional optionality for locating various mine infrastructure for the future development of the Tabba Tabba (see Figure 7 and Appendix 1).

For personal use only

Bolt Cutter Project – Mallina Basin, Pilbara, WA

During the quarter, the Company applied for tenements E45/6912 and E45/6914 totalling 53km² in area (Figure 7 and Appendix 1). The tenement applications are subject to a ballot. E45/6912 straddles northwest trending structures associated with a stepover between lateral terminations of the northeast trending Tabba Tabba Shear and is hosted by granites and Mallina Basin rocks proximal to Split Rock Supersuite Granite. E45/6914 straddles a north-northeast trending structure and is hosted by Split Rock Supersuite Granite (Minnamonica Monzogranite). Both applications are considered prospective for LCT pegmatites and complement Wildcat's commanding package of LCT prospective Pilbara tenure.

In addition to these applications, Wildcat was successful in the ballot for the 192km² Exploration Licence E45/6453. This tenement will now undergo the advertising and objection process as it progresses towards grant. The outcome of the E45/6453 ballot takes Wildcat's 100%-owned granted tenement holding in the district to 444km², Wildcat's 100%-owned tenement applications to 394km², and tenement applications subject to a ballot to 375km².

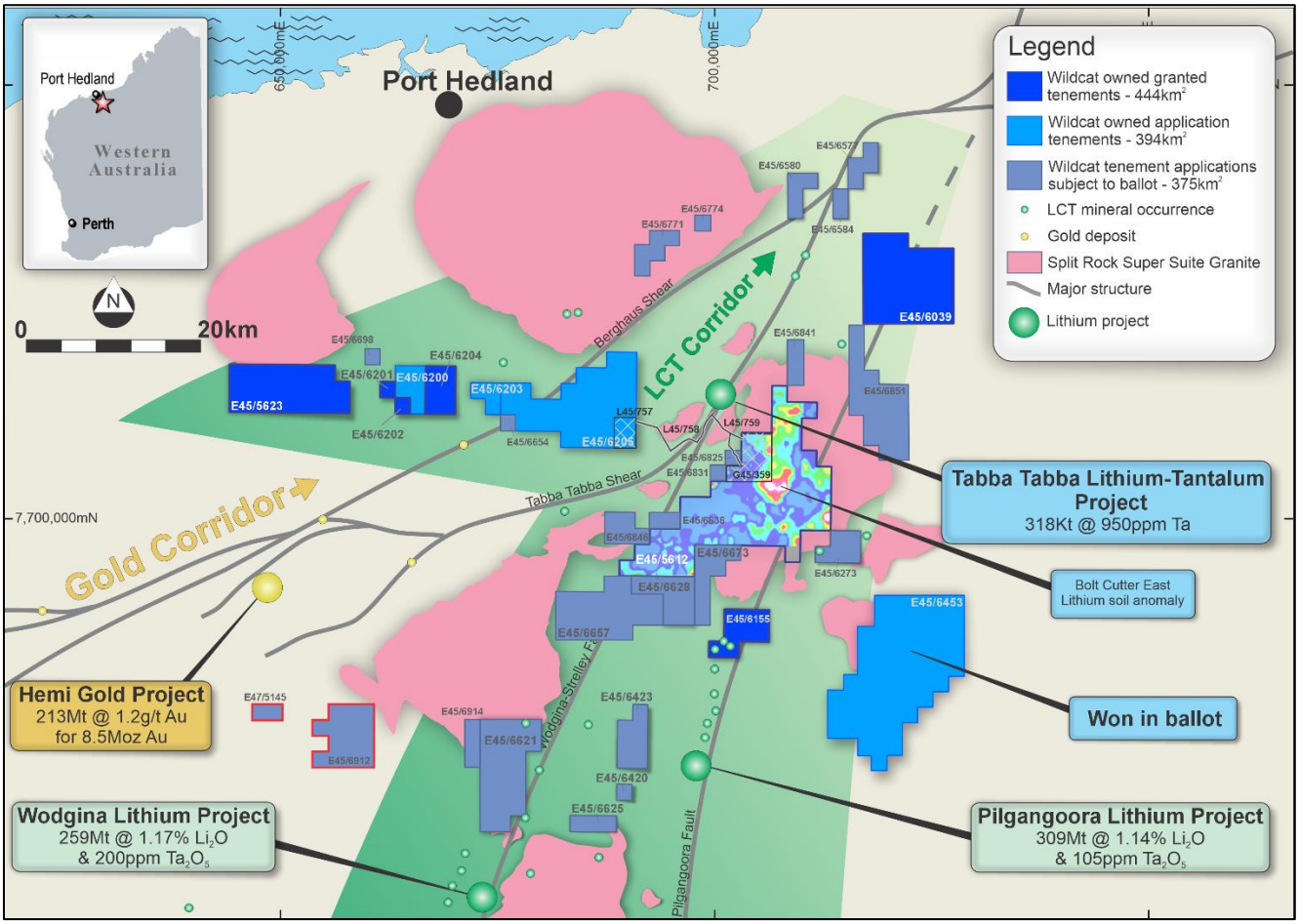

Figure 7: Location of the Bolt Cutter tenement package showing major deposits and LCT prospectivity related to the Split Rock Supersuite Granites (pink). New applications made during the quarter are highlighted red.

Other Activities

Wildcat continued project generation activities including tenement monitoring, and evaluation of projects for joint venture, acquisition, or divestment. The Company made an application for another tenement (E52/4336) proximal its early-stage Lawson Well project (Appendix 1).

WILDCAT RESOURCES

Corporate Activities

Resignation of Non-Executive Director Alex Hewlett

Alex Hewlett resigned as a Non-Executive Director, effective as at 5 January 2024. Alex was a valued board member and played a significant role in the growth of the business. The Company commenced a search for a suitable replacement.

Inclusion in the ASX 300 in Quarterly Rebalance of the S&P/ASX Indices

On 1 March 2024 the Company was include in the S&P/ASX 300 Index. This became effective prior to trading on 18 March 2024.

Cashflows for the Quarter

Attached to this report is Appendix 5B containing the Company's cashflow statement for the quarter. The significant cashflows relating to the quarter included $4.6M spent on exploration and evaluation expenditure, $460k spend on property, plant and equipment, and $1.04M spent on staff, administration, and corporate costs, including $228K paid to related parties. These payments relate to the existing remuneration agreements for Executive and Non-Executive Directors.

The Company had cash inflows from interest of $582k, $1.6M Net GST receipts and $192K of proceeds from exercise of options.

As of 31 March 2024, the Company had available cash of approximately $90.1M.

Activities for the Current Period

For the three months ending 30 June 2024, the Company plans to:

- Continue infill drilling at Leia and continue to develop the geological model and use this to prioritise resource development drilling and exploration.
- Continue exploring drilling of Luke,Chewy, The Hutt, Han, and Boba and continue to explore for pegmatites stacked at depth below Leia and under shallow alluvial cover to the west.
- Receive initial metallurgical test work on diamond core samples and improve understanding of the mineralogy at Tabba Tabba and commence metallurgical variability test work.
- Progress permitting and evaluation studies for Tabba Tabba, noting it is on granted Mining Leases.
- Complete heritage surveys at Bolt Cutter East and Pilgangoora North and commence exploration drilling at Bolt Cutter East.
- Continue target generation and project review activities.

For personal use only

ASX Announcement
16 April 2024

March 2024 Quarter – ASX Announcements

This Quarterly Activities Report contains information extracted from ASX market announcements reported in accordance with the 2012 edition of the "Australasian Code for Reporting of Exploration Results, Mineral Resources and Ore Reserves" (2012 JORC Code). Further details (including 2012 JORC Code reporting tables where applicable) of exploration results referred to in this Quarterly Activities Report can be found in the following announcements lodged on the ASX:

Title	Date
NEW DISCOVERY AT TABBA TABBA – LUKE PEGMATITE 41M @ 1% Li_2O	10 April 2024
INVESTOR PRESENTATION – EUROZ HARTLEYS ROTTNEST CONFERENCE	13 MARCH 2024
TABBA TABBA DELIVERS 119.2M AT 1.0% LI_2O FROM LEIA	5 MARCH 2024
S&P DJI ANNOUNCES MARCH 2024 QUARTERLY REBALANCE	1 MARCH 2024
CHANGE OF REGISTERED OFFICE	7 FEBRUARY 2024
WILDCAT PLANS 100,000M DRILL PROGRAM	24 JANUARY 2024
DIAMOND DRILLING RECOMMENCES AT TABBA TABBA LITHIUM PROJECT	9 JANUARY 2024
RESIGNATION OF NON-EXECUTIVE DIRECTOR	5 JANUARY 2024

The announcements can be viewed on the Company's website www.wildcatresources.com.au under the Investors tab.

Wildcat confirms that it is not aware of any new information or data that materially affects the information included in any original ASX announcement.

- ENDS -

This announcement has been authorised by the Board of Directors of the Company.

FOR FURTHER INFORMATION, PLEASE CONTACT:

Mr. AJ Saverimutto
Managing Director
Tel: +61 (8) 6555 2950
info@wildcatresources.com.au

Mr. Matthew Banks
Executive Director
Tel: +61 (8) 6555 2950
info@wildcatresources.com.au

Nathan Ryan
NWR Communications
Tel: +61 420 582 887
nathan.ryan@nwrcommunications.com.au

For personal use only

For personal use only

ABOUT TABBA TABBA

The Tabba Tabba Lithium-Tantalum Project is an advanced lithium and tantalum exploration project that is located on granted Mining Leases just 80km by road from the port of Port Hedland, Western Australia. It is nearby some of the world's largest hard-rock lithium mines (47km by road from the 414Mt Pilgangoora Project[4] and 87km by road to the 259Mt Wodgina Project[5]).

The Tabba Tabba project was one of four significant LCT pegmatite projects in WA, previously owned by Sons of Gwalia. The others were Greenbushes, Pilgangoora and Wodgina which are now Tier-1 hard-rock lithium mines. Tabba Tabba is the last of these assets to be explored for lithium mineralisation.

The pegmatite body that contains **the high-grade Tabba Tabba tantalum deposit has a Mineral Resource estimate of 318Kt at 950ppm Ta_2O_5 for 666,200lbs Ta_2O_5** at a 400ppm Ta_2O_5 lower cut-off grade[3] (Table 2).

In July 2023, Wildcat commenced an RC drilling program to systematically explore the Tabba Tabba mining tenement package for lithium mineralisation[6]. A major lithium discovery was announced by the Company on 18 September 2023[7] after assay results confirmed thick intersections of lithium mineralised pegmatites were returned from multiple RC holes in the central and northern pegmatite clusters. Wildcat is continuing with an aggressive and systematic campaign of RC and DD drilling across the Mining Leases and to explore and evaluate this very significant lithium project.

On 12 October 2023 Wildcat announced it has successfully completed the acquisition of the Project.

ABOUT BOLT CUTTER

Wildcat's Bolt Cutter Project comprises 838km^2 of 100% owned tenements and applications, and 375km^2 of applications subject to a ballot, which are considered highly prospective for gold and lithium mineralisation. The tenements are located in strategic positions on the Berghaus Shear along trend from the 6.8Moz Hemi gold deposit discovered by De Grey Mining (ASX: DEG); and in positions proximal to the Split Rocks Supersuite granitoid complex (considered a fertile source of LCT-type pegmatites) and on regional structures along strike from the 309Mt Pilgangoora[8] and 259Mt Wodgina[9] lithium projects. Wildcat has a significant regional lithium anomaly at its E45/5612 Bolt Cutter East Prospect[10] and continues to advance early-stage exploration across its Bolt Cutter landholding.

ABOUT MT ADRAH

Wildcat holds the Mount Adrah Gold Project ("**Mount Adrah**"), a highly prospective 500km^2 tenement package located within the well-endowed Lachlan Orogen region in NSW. The project includes the Hobbs Pipe gold deposit which has a Mineral Resource estimate of **20.5Mt @ 1.1g/t Au for 770,000 oz** of contained gold (Table 1). Hobbs Pipe is a monzodiorite-hosted intrusion-related gold deposit (IRGS) with similarities to the IRGS gold systems that occur in the Alaskan Tintina Province, which includes the 16Moz Fort Knox Gold Mine.

---

[4] Pilbara Minerals Ltd ASX announcement 7 August 2023: https://1pls.irmau.com/site/pdf/3c3567af-c373-4c3c-ba7a-af0bc2034431/Substantial-Increase-in-Mineral-Resource.pdf
[5] Mineral Resources Ltd ASX announcement 23 October 2018: http://clients3.weblink.com.au/pdf/MIN/02037855.pdf
[6] ASX announcement 14 July 2023: https://www.investi.com.au/api/announcements/wc8/0d6e63aa-fbc.pdf
[7] ASX announcement 18 September 2023: https://www.investi.com.au/api/announcements/wc8/bd9e13dc-76f.pdf
[8] Pilbara Minerals Ltd ASX announcement 6 September 2021: http://www.pilbaraminerals.com.au/site/PDF/248fb0ec-acb0-4026-87e8-d278ea3ab5dc/SignificantIncreaseinPilgangooraResource
[9] Mineral Resources Ltd ASX announcement 23 October 2018: http://clients3.weblink.com.au/pdf/MIN/02037855.pdf
[10] ASX announcement 29 June 2022: https://www.investi.com.au/api/announcements/wc8/b56c1b41-9b7.pdf

For personal use only

In addition to Hobbs Pipe, several high-grade gold reef systems have been identified by historic artisanal workings and limited exploration drilling, including down-hole intercepts such as **10m @ 17.7 g/t Au from 506m (GHD009)** at the Castor Reef Prospect, about 200m north-east of Hobbs Pipe, and **1.2m @ 58.6 g/t Au from 624m (GHD011)** at the White Deer Reef Prospect, a further 150m to the north-east of the GHD009 intercept. The drill-hole intervals are interpreted to align with the artisanal workings. Quartz vein reef-style targets were identified as targets of interest in a study by prior owners in 2016. Results on the follow-up work done on some of these targets have been promising to date. Outside of the immediate Hobbs Pipe area, the project has had little exploration activity since the 1990's, with several areas of surface gold anomalies yet to be followed up with drilling.

Forward-Looking Statements

This document may include forward-looking statements. Forward-looking statements include, but are not limited to, statements concerning Wildcat Resources Limited's planned exploration program and other statements that are not historical facts. When used in this document, the words such as "could," "plan," "estimate," "expect," "intend," "may", "potential," "should," and similar expressions are forward-looking statements. Although Wildcat Resources Limited believes that its expectations reflected in these forward-looking statements are reasonable, such statements involve risks and uncertainties and no assurance can be given that actual results will be consistent with these forward-looking statements.

Competent Person's Statement

The information in this report that relates to Exploration Results and Mineral Resources is based on, and fairly represents, information compiled by Samuel Ekins, a Competent Person who is a Member of the Australian Institute of Mining and Metallurgy (AusIMM). Mr Ekins is a full-time employee of Wildcat Resources Limited. Mr Ekins has sufficient experience that is relevant to the style of mineralisation and type of deposit under consideration, and to the activity being undertaken to qualify as a Competent Person as defined in the 2012 Edition of the JORC Code. Mr Ekins consents to the inclusion in the report of the matters based on his information in the form and context in which it appears.

ASX Listing Rule Information

Table 1 – JORC (2012) Mineral Resources Estimate for the Hobbs Pipe Gold Deposit

Resource Classification	Depth Below Surface	Oxidation Zone	COG Au (g/t)	Tonnes (Mt)	Grade (g/t Au)	Contained Gold (oz)
Indicated	0 – 150m	Oxides	0.4	0.6	0.9	18,000
		Fresh	0.9	3.0	1.0	96,000
	150 – 700m	Fresh	0.9	8.5	1.2	320,000
TOTAL INDICATED RESOURCES				**12.1**	**1.1**	**440,000**
Inferred	0 – 150m	Fresh	0.5	0.2	0.6	39,000
	150 – 700m	Fresh	0.9	8.2	1.1	290,000
TOTAL INFERRED RESOURCES				**8.4**	**1.1**	**330,000**
TOTAL RESOURCES				**20.5**	**1.1**	**770,000**

The Mineral Resource was first reported in an announcement by former Mount Adrah owners Sovereign Gold Company Ltd (ASX Announcement 27 December 2013). The Company confirms that it is not aware of any new information or data that materially affects the information included in the original market announcements and, in the case of estimates of Mineral Resources, that all material assumptions and technical parameters underpinning the estimates in the original market announcements continue to apply and have not materially changed. The company confirms that

the form and context in which the competent persons findings have not been materially modified from the original announcement.

Table 2 – JORC (2012) Mineral Resources Estimate for the Tabba Tabba Tantalum Deposit

Measured	35.1kT @ 1,380ppm Ta_2O_5	107,125 lb Ta_2O_5
Indicated	187.0kT @ 1,020ppm Ta_2O_5	418,925 lb Ta_2O_5
Inferred	96.0kT @ 660ppm Ta_2O_5	140,150 lb Ta_2O_5
Combined	**318.1Kt @ 950ppm Ta_2O_5**	**666,200 lb Ta_2O_5**

A 2012 JORC compliant tantalum mineral resource for the Tabba Tabba Project was announced by Pilbara Minerals in January 2015[11]. Wildcat Intends to re-estimate the tantalum resource should a maiden lithium resource be defined and announce both the tantalum and lithium resources[12]. This is anticipated in 2024 to 2025. The combined measured, indicated and inferred resource currently stands at 318.1Kt at 950ppm Ta2O5 for 666,200lbs of contained Ta_2O_5 at a 400ppm Ta_2O_5 lower cut off grade and 6,000ppm Ta_2O_5 upper cut off grade. This uses a database of 154 drill holes and a geological model developed by Pilbara Minerals Ltd constrained by geological logging and assay data for Ta_2O_5. The resource calculation was carried out by an independent resource consultancy, Trepanier pty ltd.

APPENDIX 1 - INTEREST IN MINING TENEMENTS

Interest in Mining Tenements (applications made during December quarter in bold)

Tenement ID	Status	Project Name	Jurisdiction	Interest at beginning of quarter	Interest acquired or disposed	Interest at the end of the quarter
EL 6372	Granted	Mt Adrah	Lachlan Belt, NSW	100%	-	100%
EL 7844	Granted	Mt Adrah	Lachlan Belt, NSW	100%	-	100%
EL 8606	Granted	Mt Adrah	Lachlan Belt, NSW	100%	-	100%
EL 9063	Granted	Mt Adrah	Lachlan Belt, NSW	100%	-	100%
E45/5612	Granted	Bolt Cutter	Pilbara, WA	100%	-	100%
E45/5623	Granted	Bolt Cutter	Pilbara, WA	100%	-	100%
E45/6039	Granted	Bolt Cutter	Pilbara, WA	100%	-	100%
E45/6155	Granted	Bolt Cutter	Pilbara, WA	100%	-	100%
E45/6201	Granted	Bolt Cutter	Pilbara, WA	100%	-	100%
E45/6202	Granted	Bolt Cutter	Pilbara, WA	100%	-	100%
E45/6204	Granted	Bolt Cutter	Pilbara, WA	100%	-	100%
E52/4077	Granted	Lawson Well	Murchison, WA	100%	-	100%
E52/4326	Granted	Lawson Well	Murchison, WA	-	100%	100%
E52/4327	Granted	Lawson Well	Murchison, WA	-	100%	100%
E52/4328	Granted	Lawson Well	Murchison, WA	-	100%	100%
E52/4329	Granted	Lawson Well	Murchison, WA	-	100%	100%
E74/0760	Granted	Sauron	South Coast, WA	-	-	100%
L45/0323	Granted	Tabba Tabba	Pilbara, WA	100%	-	100%
L45/0329	Granted	Tabba Tabba	Pilbara, WA	100%	-	100%
M45/0354	Granted	Tabba Tabba	Pilbara, WA	100%	-	100%
M45/0375	Granted	Tabba Tabba	Pilbara, WA	100%	-	100%
M45/0376	Granted	Tabba Tabba	Pilbara, WA	100%	-	100%

[11] Pilbara Minerals Ltd ASX announcement 19 January 2015: https://cdn-api.markitdigital.com/apiman-gateway/ASX/asx-research/1.0/file/2995-01591791-6A706666?access_token=83ff96335c2d45a094df02a206a39ff4
[12] ASX announcement 17 May 2023: https://www.investi.com.au/api/announcements/wc8/4788276b-630.pdf

For personal use only

For personal use only

Tenement ID	Status	Project Name	Jurisdiction	Interest at beginning of quarter	Interest acquired or disposed	Interest at the end of the quarter
M45/0377	Granted	Tabba Tabba	Pilbara, WA	100%	-	100%
E08/3559	Pending	Tirrawarra	Gascoyne, WA	-	-	-
E08/3674	Pending	Tirrawarra	Gascoyne, WA	-	-	-
E45/6302	Pending	Bolt Cutter	Pilbara, WA	-	-	-
E45/6303	Pending	Bolt Cutter	Pilbara, WA	-	-	-
E45/6304	Pending	Bolt Cutter	Pilbara, WA	-	-	-
E45/6305	Pending	Bolt Cutter	Pilbara, WA	-	-	-
E45/6420	Pending	Bolt Cutter	Pilbara, WA	-	-	-
E45/6423	Pending	Bolt Cutter	Pilbara, WA	-	-	-
E45/6453	Pending	Bolt Cutter	Pilbara, WA	-	-	-
E45/6577	Pending	Bolt Cutter	Pilbara, WA	-	-	-
E45/6580	Pending	Bolt Cutter	Pilbara, WA	-	-	-
E45/6584	Pending	Bolt Cutter	Pilbara, WA	-	-	-
E45/6621	Pending	Bolt Cutter	Pilbara, WA	-	-	-
E45/6625	Pending	Bolt Cutter	Pilbara, WA	-	-	-
E45/6628	Pending	Bolt Cutter	Pilbara, WA	-	-	-
E45/6654	Pending	Bolt Cutter	Pilbara, WA	-	-	-
E45/6657	Pending	Bolt Cutter	Pilbara, WA	-	-	-
E45/6673	Pending	Bolt Cutter	Pilbara, WA	-	-	-
E45/6698	Pending	Bolt Cutter	Pilbara, WA	-	-	-
E45/6771	Pending	Bolt Cutter	Pilbara, WA	-	-	-
E45/6774	Pending	Bolt Cutter	Pilbara, WA	-	-	-
E45/6825	Pending	Bolt Cutter	Pilbara, WA	-	-	-
E45/6831	Pending	Bolt Cutter	Pilbara, WA	-	-	-
E45/6836	Pending	Bolt Cutter	Pilbara, WA	-	-	-
E45/6841	Pending	Bolt Cutter	Pilbara, WA	-	-	-
E45/6846	Pending	Bolt Cutter	Pilbara, WA	-	-	-
E45/6851	Pending	Bolt Cutter	Pilbara, WA	-	-	-
E45/6912	Pending	Bolt Cutter	Pilbara, WA	-	-	-
E45/6914	Pending	Bolt Cutter	Pilbara, WA	-	-	-
E52/4336	Pending	Lawson Well	Murchison, WA	-	-	-
E80/5772	Pending	Carr Boyd	Kimberley, WA	-	-	-
E80/5851	Pending	Elvire	Kimberley, WA	-	-	-
G45/0359	Pending	Bolt Cutter	Pilbara, WA	-	-	-
L45/0756	Pending	Bolt Cutter	Pilbara, WA	-	-	-
L45/0757	Pending	Bolt Cutter	Pilbara, WA	-	-	-
L45/0758	Pending	Bolt Cutter	Pilbara, WA	-	-	-
L45/0759	Pending	Bolt Cutter	Pilbara, WA	-	-	-
L45/0810	Pending	Bolt Cutter	Pilbara, WA	-	-	-
P15/6771	Pending	Comet	Eastern Goldfields, WA	-	-	-

Appendix 5B

Mining exploration entity or oil and gas exploration entity quarterly cash flow report

Name of entity

Wildcat Resources Limited

ABN	Quarter ended ("current quarter")
65 098 236 938	31 March 2024

Consolidated statement of cash flows		Current quarter $A'000	Year to date (9 months) $A'000
1.	**Cash flows from operating activities**		
1.1	Receipts from customers		
1.2	Payments for		
	(a) exploration & evaluation	-	-
	(b) development	-	-
	(c) production	-	-
	(d) staff costs	(253)	(746)
	(e) administration and corporate costs	(782)	(3,541)
1.3	Dividends received (see note 3)	-	-
1.4	Interest received	582	1,050
1.5	Interest and other costs of finance paid	(7)	(15)
1.6	Income taxes paid	-	-
1.7	Government grants and tax incentives	-	-
1.8	Other (ATO Receipts)	1,598	1,598
1.9	**Net cash from / (used in) operating activities**	**1,138**	**(1,654)**

2.	**Cash flows from investing activities**		
2.1	Payments to acquire or for:		
	(a) entities	-	-
	(b) tenements	-	(25)
	(c) property, plant and equipment	(759)	(850)
	(d) exploration & evaluation	(4,587)	(13,493)
	(e) investments	-	-
	(f) other non-current assets	-	(64)

For personal use only

For personal use only

Consolidated statement of cash flows		Current quarter $A'000	Year to date (9 months) $A'000
2.2	Proceeds from the disposal of:		
	(a) entities	-	-
	(b) tenements	-	-
	(c) property, plant and equipment	-	-
	(d) investments	-	-
	(e) other non-current assets	-	-
2.3	Cash flows from loans to other entities	-	-
2.4	Dividends received (see note 3)	-	-
2.5	Other (provide details if material)	-	-
2.6	**Net cash from / (used in) investing activities**	**(5,346)**	**(14,432)**

3.	**Cash flows from financing activities**		
3.1	Proceeds from issues of equity securities (excluding convertible debt securities)	-	101,760
3.2	Proceeds from issue of convertible debt securities	-	-
3.3	Proceeds from exercise of options	192	284
3.4	Transaction costs related to issues of equity securities or convertible debt securities	-	(4,610)
3.5	Proceeds from borrowings	-	-
3.6	Repayment of borrowings	-	-
3.7	Transaction costs related to loans and borrowings	-	-
3.8	Dividends paid	-	-
3.9	Other (provide details if material) - Lease	(15)	(37)
3.10	**Net cash from / (used in) financing activities**	**177**	**97,397**

4.	**Net increase / (decrease) in cash and cash equivalents for the period**		
4.1	Cash and cash equivalents at beginning of period	94,162	8,820
4.2	Net cash from / (used in) operating activities (item 1.9 above)	1,138	(1,654)
4.3	Net cash from / (used in) investing activities (item 2.6 above)	(5,346)	(14,432)
4.4	Net cash from / (used in) financing activities (item 3.10 above)	177	97,397

Consolidated statement of cash flows		Current quarter $A'000	Year to date (9 months) $A'000
4.5	Effect of movement in exchange rates on cash held	-	-
4.6	**Cash and cash equivalents at end of period**	**90,131**	**90,131**

5.	**Reconciliation of cash and cash equivalents** at the end of the quarter (as shown in the consolidated statement of cash flows) to the related items in the accounts	**Current quarter $A'000**	**Previous quarter $A'000**
5.1	Bank balances	30,121	94,152
5.2	Call deposits	60,010	10
5.3	Bank overdrafts	-	-
5.4	Other (provide details)	-	-
5.5	**Cash and cash equivalents at end of quarter (should equal item 4.6 above)**	**90,131**	**94,162**

6.	**Payments to related parties of the entity and their associates**	**Current quarter $A'000**
6.1	Aggregate amount of payments to related parties and their associates included in item 1	(228)
6.2	Aggregate amount of payments to related parties and their associates included in item 2	-

Note: if any amounts are shown in items 6.1 or 6.2, your quarterly activity report must include a description of, and an explanation for, such payments.

For personal use only

For personal use only

7.	**Financing facilities** *Note: the term "facility' includes all forms of financing arrangements available to the entity.* *Add notes as necessary for an understanding of the sources of finance available to the entity.*	**Total facility amount at quarter end $A'000**	**Amount drawn at quarter end $A'000**
7.1	Loan facilities		
7.2	Credit standby arrangements		
7.3	Other (please specify)		
7.4	**Total financing facilities**		
7.5	**Unused financing facilities available at quarter end**		
7.6	Include in the box below a description of each facility above, including the lender, interest rate, maturity date and whether it is secured or unsecured. If any additional financing facilities have been entered into or are proposed to be entered into after quarter end, include a note providing details of those facilities as well.		

8.	**Estimated cash available for future operating activities**	**$A'000**
8.1	Net cash from / (used in) operating activities (item 1.9)	1,138
8.2	(Payments for exploration & evaluation classified as investing activities) (item 2.1(d))	(4,587)
8.3	Total relevant outgoings (item 8.1 + item 8.2)	(3,449)
8.4	Cash and cash equivalents at quarter end (item 4.6)	90,131
8.5	Unused finance facilities available at quarter end (item 7.5)	-
8.6	Total available funding (item 8.4 + item 8.5)	90,131
8.7	**Estimated quarters of funding available (item 8.6 divided by item 8.3)**	26.1

Note: if the entity has reported positive relevant outgoings (ie a net cash inflow) in item 8.3, answer item 8.7 as "N/A". Otherwise, a figure for the estimated quarters of funding available must be included in item 8.7.

8.8 If item 8.7 is less than 2 quarters, please provide answers to the following questions:

8.8.1 Does the entity expect that it will continue to have the current level of net operating cash flows for the time being and, if not, why not?

Answer: N/A

8.8.2 Has the entity taken any steps, or does it propose to take any steps, to raise further cash to fund its operations and, if so, what are those steps and how likely does it believe that they will be successful?

Answer: N/A

8.8.3	Does the entity expect to be able to continue its operations and to meet its business objectives and, if so, on what basis?
Answer: N/A	
Note: where item 8.7 is less than 2 quarters, all of questions 8.8.1, 8.8.2 and 8.8.3 above must be answered.	

Compliance statement

1 This statement has been prepared in accordance with accounting standards and policies which comply with Listing Rule 19.11A.

2 This statement gives a true and fair view of the matters disclosed.

Date: 16 April 2024

Authorised by: ..Board of Directors.....
(Name of body or officer authorising release – see note 4)

Notes

1. This quarterly cash flow report and the accompanying activity report provide a basis for informing the market about the entity's activities for the past quarter, how they have been financed and the effect this has had on its cash position. An entity that wishes to disclose additional information over and above the minimum required under the Listing Rules is encouraged to do so.

2. If this quarterly cash flow report has been prepared in accordance with Australian Accounting Standards, the definitions in, and provisions of, *AASB 6: Exploration for and Evaluation of Mineral Resources* and *AASB 107: Statement of Cash Flows* apply to this report. If this quarterly cash flow report has been prepared in accordance with other accounting standards agreed by ASX pursuant to Listing Rule 19.11A, the corresponding equivalent standards apply to this report.

3. Dividends received may be classified either as cash flows from operating activities or cash flows from investing activities, depending on the accounting policy of the entity.

4. If this report has been authorised for release to the market by your board of directors, you can insert here: "By the board". If it has been authorised for release to the market by a committee of your board of directors, you can insert here: "By the [*name of board committee – eg Audit and Risk Committee*]". If it has been authorised for release to the market by a disclosure committee, you can insert here: "By the Disclosure Committee".

5. If this report has been authorised for release to the market by your board of directors and you wish to hold yourself out as complying with recommendation 4.2 of the ASX Corporate Governance Council's *Corporate Governance Principles and Recommendations*, the board should have received a declaration from its CEO and CFO that, in their opinion, the financial records of the entity have been properly maintained, that this report complies with the appropriate accounting standards and gives a true and fair view of the cash flows of the entity, and that their opinion has been formed on the basis of a sound system of risk management and internal control which is operating effectively.

For personal use only