



# **NORFOLK**

## **METALS LTD.**

ABN 38 652 438 385

**INTERIM FINANCIAL REPORT  
FOR THE HALF-YEAR ENDED  
31 December 2023**

For personal use only

# INTERIM FINANCIAL REPORT

for the half-year ended 31 December 2023

CORPORATE DIRECTORY .....	1
DIRECTORS' REPORT .....	2
AUDITOR'S INDEPENDENCE DECLARATION .....	9
INDEPENDENT AUDITOR'S REVIEW REPORT .....	10
DIRECTORS' DECLARATION .....	12
CONDENSED CONSOLIDATED STATEMENT OF PROFIT OR LOSS AND OTHER COMPREHENSIVE INCOME .....	13
CONDENSED CONSOLIDATED STATEMENT OF FINANCIAL POSITION .....	14
CONDENSED CONSOLIDATED STATEMENT OF CHANGES IN EQUITY .....	15
CONDENSED CONSOLIDATED STATEMENT OF CASH FLOWS .....	16
NOTES TO THE INTERIM FINANCIAL STATEMENTS .....	17

For personal use only

# CORPORATE DIRECTORY

---

## DIRECTORS

Ben Phillips (Executive Chairman)  
Leonardo Pilapil (Technical Director)  
Patrick Holywell (Non-Executive Director)

## COMPANY SECRETARY

Arron Canicais

## REGISTERED OFFICE

Unit 10, 85-87 Forrest Street  
Cottesloe WA 6011

## POSTAL ADDRESS

PO BOX 156  
Bull Creek WA 6149

## PRINCIPAL PLACE OF BUSINESS

Unit 10, 85-87 Forrest Street  
Cottesloe WA 6011

## CONTACT INFORMATION

Tel: + (08) 6255 8625  
info@norfolkmetals.com.au

## AUDITORS

Hall Chadwick WA Audit Pty Ltd  
283 Rokeby Road  
Subiaco WA 6008

## SHARE REGISTRY

Automic Share Registry  
Level 5, 191 St Georges Terrace  
Perth WA 6000

1300 288 664 (Local)  
+61 2 9698 5414 (International)  
[www.automic.com.au](http://www.automic.com.au)

## BANKER

Australia and New Zealand Banking Group Limited  
464 Hay Street,  
Subiaco WA 6008

## SECURITIES EXCHANGE LISTING

Australian Securities Exchange (**ASX**)  
Level 40, Central Park  
152-158 St George's Terrace  
Perth WA 6000

## ASX CODE: NFL

**NFLO**

For personal use only

# DIRECTORS' REPORT

---

The directors of Norfolk Metals Limited (**ASX:NFL**) (**Company** or **Norfolk**) present their report, together with the financial statements of the consolidated entity consisting of Norfolk and its controlled entities for the half-year ended 31 December 2023 (**Period**) and the auditor's review report thereon. The Interim Financial Report has been prepared in accordance with AASB 134 Interim Financial Reporting.

It is recommended that the Directors' Report be read in conjunction with the annual financial statements for the year ended 30 June 2023 and considered together with any public announcement made by the Company during the Period and up to the date of this report.

## DIRECTORS

The names and particulars of the directors of the Company in office during the Period and until the date of this report are as follows. Directors were in office for the entire Period unless otherwise stated.

<b>Director</b>	<b>Position</b>
Ben Phillips	Executive Chairman (Appointed 30 July 2021)
Leonardo Pilapil	Technical Director (Appointed 30 July 2021)
Patrick Holywell	Non-Executive Director (Appointed 8 October 2021)

The name of the secretary in office at any time during or since the end of the year are:

<b>Company Secretary</b>	<b>Position</b>
Arron Canicais	Company Secretary (Appointed 19 August 2021)

## OPERATING RESULTS

The Company has incurred a net loss after tax for the half-year ended 31 December 2023 of \$301,884 (31 December 2022: \$476,994).

## REVIEW OF OPERATIONS

Norfolk Metals currently holds the Orroroo Uranium Project in South Australia and the Roger River Gold/Copper Project in Tasmania.

### Orroroo Uranium Project, South Australia

The primary achievement for Norfolk during the half year ended 31 December 2023, has been the targeting, planning, local access, additional funding, drill permitting and maiden drill program execution at Orroroo which was completed subsequently. The operations report for Orroroo have included the completion of the drilling post the half year mark to provide a more complete report. This timeline has been broken down into the stages as below.

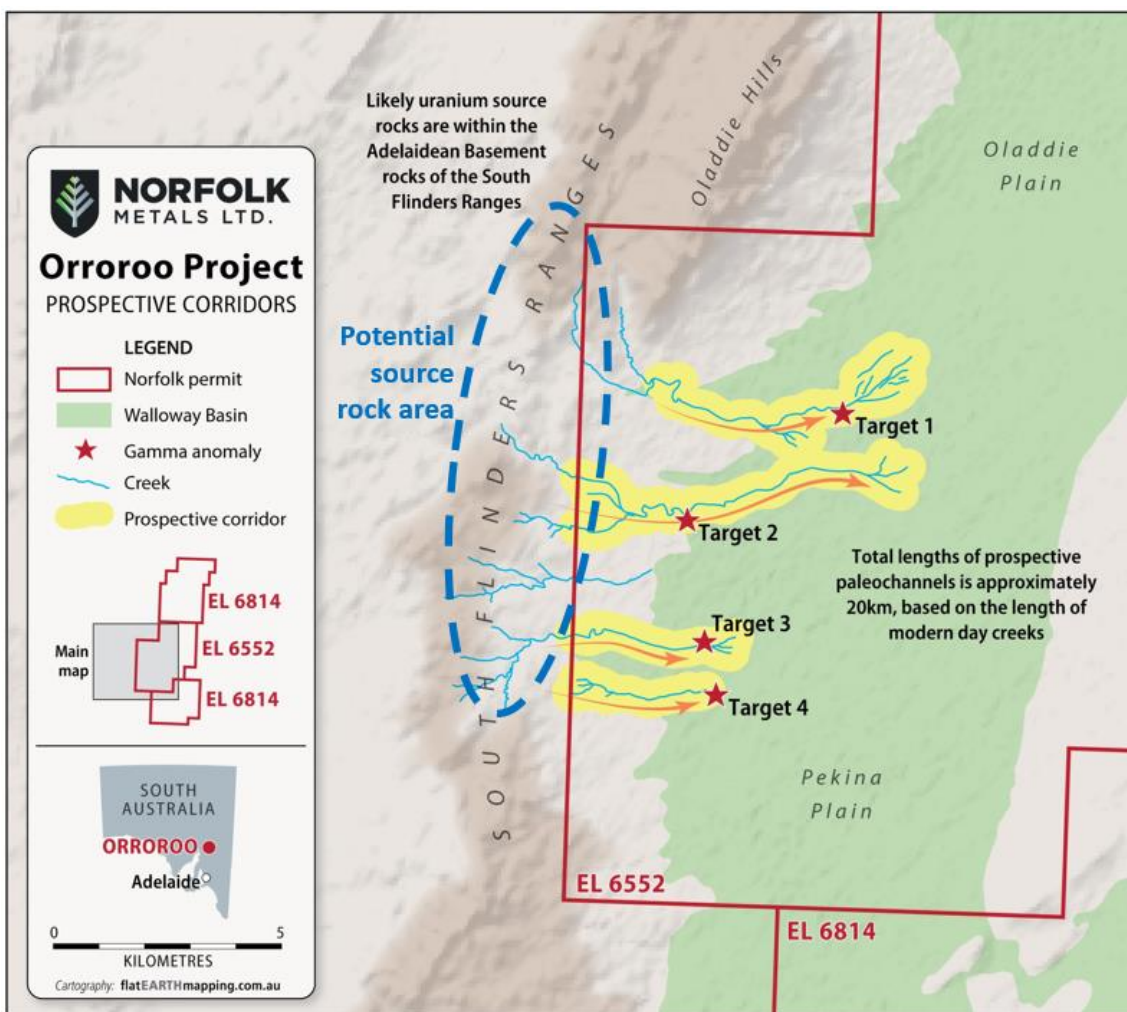
- 1. Local Stakeholder Access**
- 2. Targeting and Planning**
- 3. Funding via Placement of A\$1m**
- 4. Drill Permitting Approvals**
- 5. Maiden Drill Program Execution**

**Local Stakeholder Access**

On the 5<sup>th</sup> of October 2023 the Company announced successfully executing Land Access Agreements (Agreements) with seven (7) freehold landowners within EL6552. These Agreements had been prepared in order to facilitate the maiden drilling program (Program). The planned Program was to consist of up to twenty (20) RAB (rotary mud) holes up to one hundred and sixty metres (160m) deep within the approved area(s) and pending roadside approvals.

**Targeting and Planning**

On the 9<sup>th</sup> of November 2023 the Company released a “Mineralisation Targeting & Maiden Drill Program” presentation outlining the planning of the Company. The Company noted the uranium source rocks appear to be part of the Adelaidean Basement on the western edge of the modern-day creeks. Possible uranium source rocks could be granites or units such as the Brighton Limestone known to contain levels of uranium. If paleochannels were to be proven to have similar geometries and length than the modern-day creeks, then there could be up to 20km of prospective uranium bearing exploration ground depending on the REDOX conditions within the paleochannels.



**Figure 1. Targeting and planning for prospective uranium source and target locations**

**Funding via Placement of A\$1m**

Late November 2023 Norfolk Metals announced the Company had received firm commitments from professional and sophisticated investors for a strategic placement (Placement) to raise A\$1,000,000 via the issue of 5,000,000 fully paid ordinary shares (Placement Shares) in the Company at an issue price of A\$0.20 per Placement Share. The Placement was firmly oversubscribed with several current major shareholders corner stoning the raise to further solidify the top holders position and Company share structure. Whistler

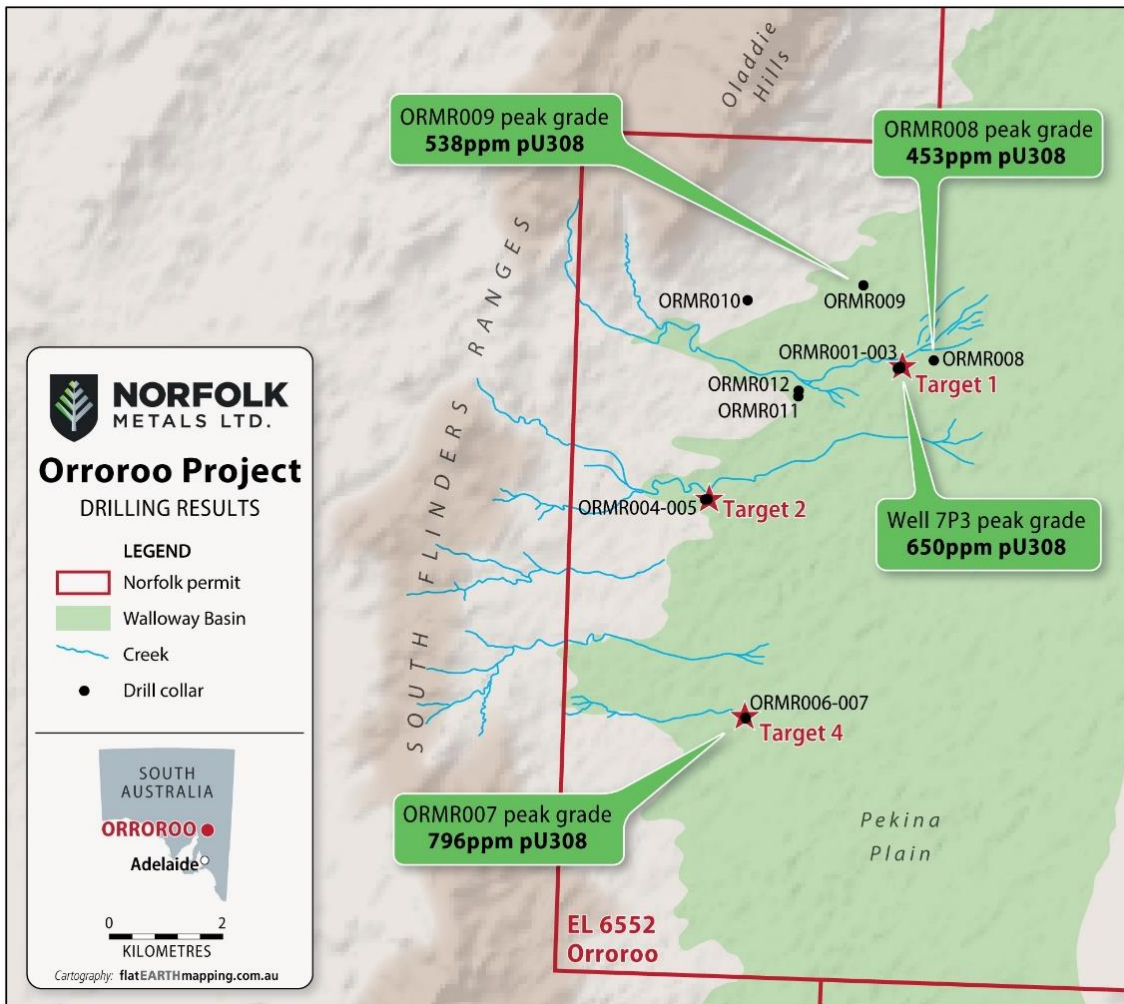
Wealth Management and JP Equities (together, the Key Brokers), with directors and clients of the Key Brokers, being major shareholders in the Company, have been issued a cumulative total of 500,000 unquoted options exercisable at A\$0.30 each on or before 29 November 2026 (Broker Options).

**Drill Permitting Approvals**

Norfolk received all necessary approvals to commence drilling late November 2023. A formal approval letter was received from the South Australian Department of Energy and Mining (DEM) for the proposed Exploration Program for Environment Protection and Rehabilitation (EPEPR) confirming that Norfolk’s maiden drill program can commence on EL6552 (the Orroroo Project). This milestone approval was the major catalyst for the mobilisation of associated contractors to Orroroo. The approvals were the accumulation of over a year of continuous engagement with the primary stakeholders and landowners of Orroroo and EL6552.

**Maiden Drill Program Execution**

The maiden drill program was completed over two phases (Phase 1 and Phase 2) due to the Christmas holiday break. On the 21<sup>st</sup> of December 2023, the Company announced the initial results of the first twelve (12) holes with a subsequent five (5) holes drilled after Christmas being announced on the 7<sup>th</sup> of February 2024.

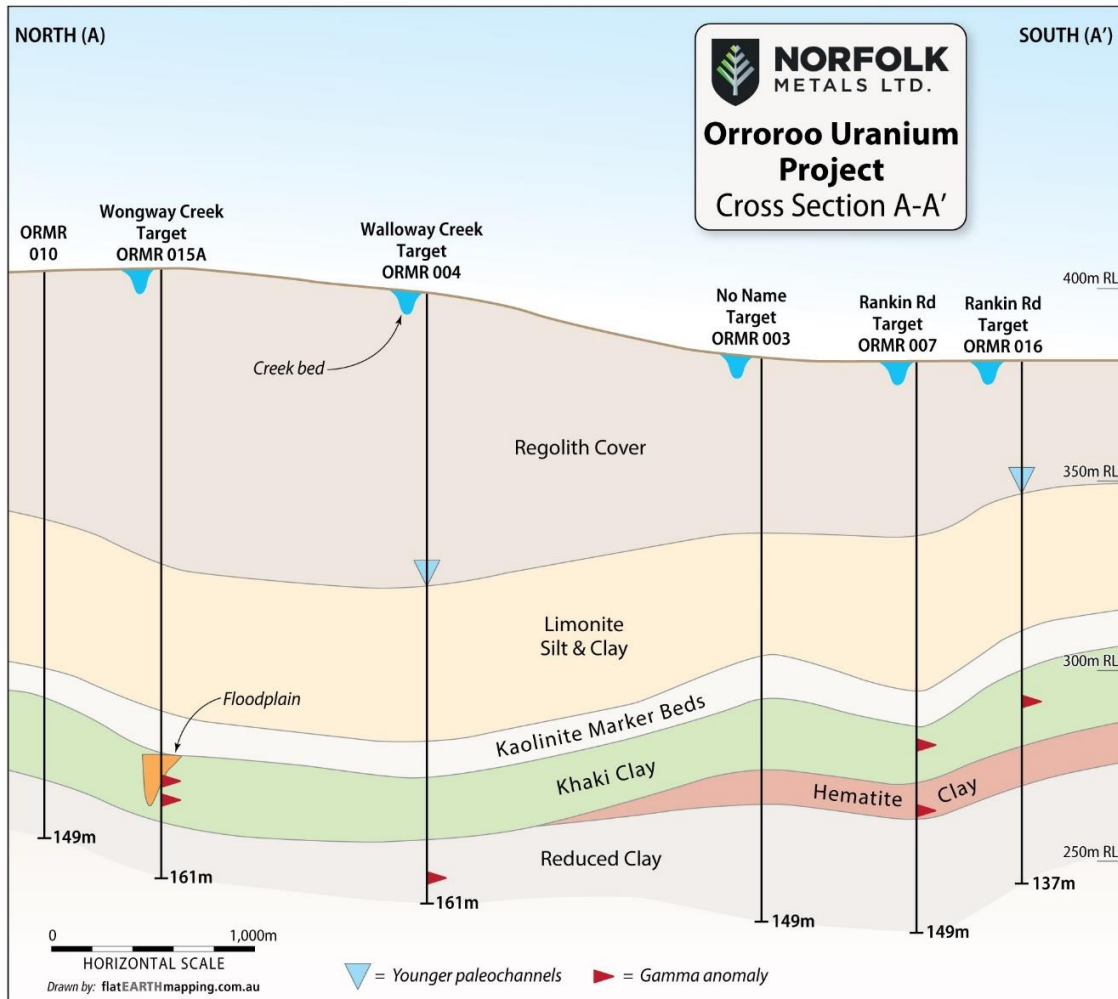


**Figure 2. Uranium \*peak grade occurrences delineated by Norfolk Metals via Phase 1 drilling and February 2023 downhole geophysical survey**

*\*peak grade(s) noted are the direct detection of pU308 over a 0.02m interval by Prompt Fission Neutron downhole logging within a composite intersection with a cut-off grade greater than 100ppm pU308. See previous ASX announcement from 27<sup>th</sup> February 2023 regarding uranium value reported at Well 7P3 (650ppm pU308).*

The 21<sup>st</sup> of December 2023 announcement noted that towards the completion of drilling at Target areas 1,2 and 4, (see Figure 1.) the second hole at Target 4 (ORMR007) was tested with a Prompt Fission Neutron (PFN) tool across the horizon of elevated gamma returning a value of **147ppm pU308 over 0.36m with a peak reading of 796ppm pU308** (see Figure 2.). This was a positive reconfirmation of the previously reported uranium occurrence via spectral gamma logging of historical Linc Energy drill holes (see ASX announcement on 27<sup>th</sup> February 2023).

Norfolk expanded Phase 1 of the maiden drill program further afield from the initial targets testing the previously released regional REDOX model of the Walloway Basin (see announcement 6<sup>th</sup> July 2023) within the approved drilling areas of EL6552. Two (2) of five (5) holes drilled returned **very encouraging results with peak values of 453ppm pU308 at ORMR008 and 538ppm pU308 at ORMR009** (see Figure 2.)



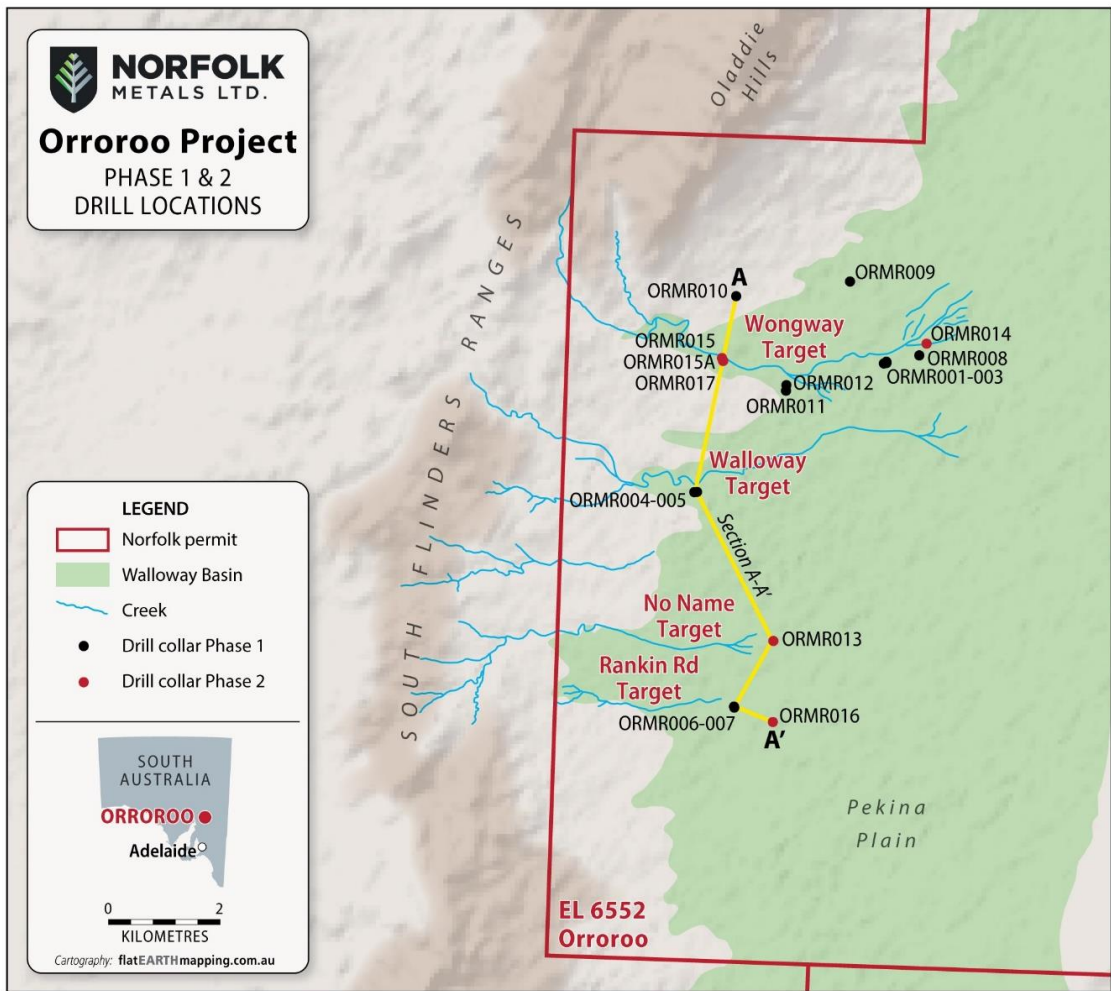
**Figure 3. Orroroo Project Regional Cross Section**

*\* Please note that some drill holes deliberately omitted for illustration only (scale)*

On the 7<sup>th</sup> of February 2024, Norfolk advised that Phase 2 drilling had been completed with a further 5 holes drilled across EL6552, taking the total number of holes completed in the maiden program to seventeen (17). Phase 2 of the program sought to test the palaeochannel model at the Wongway Creek Target (Formerly Target 1) where suitable drill access was available. A total of three (3) holes were drilled along the river traverse of the Wongway Creek Target testing both upstream and downstream regions. One (1) hole was drilled downstream of the No Name Creek Target (formerly Target 3) as well as the Rankin Rd Target (formerly Target 4). The completion of the maiden drill program has successfully delineated uranium

For personal use only

in ten (10) of the seventeen (17) holes providing data for the Company to further develop a geological model of the Walloway Basin (Figure 3). **Most importantly, the program interpreted a uranium bearing floodplain (see Figures 3. and 4.) intersected upstream of Wongway Creek which gives Norfolk confidence in the palaeochannel model and future exploration efforts can be planned accordingly.**



**Figure 4. Phase 1 and Phase 2 Drill Location Plan and cross section reference**

**Roger River Gold/Copper Project, Tasmania**

**Exploration Activities**

During the half year ended 31 December 2023, Norfolk was continuing the work to obtain a better understanding of the copper and gold mineralisation at Roger River to guide the next exploration phase. The Company completed determining if all of the preferred historical soil samples (not sampled for Cu) over the White Water and A2 Prospects could be re-submitted for Cu (multi-elements) analysis. The Company finalised the program submitting 148 historical pulp soil samples along with 98 new surface samples collected on a 200 x 100m grid around A2 covering an area of approximately 1.2km x 1.5km (see Figure 5.) for multi-element analyses to ALS in Burnie, Tasmania.

Subsequently, Norfolk was able to receive, interpret and map the results of the soil study. The results show a continuous Cu anomaly around A4 and A5 prospects located along the interpreted fault splay from the RRF (see Figure 6).



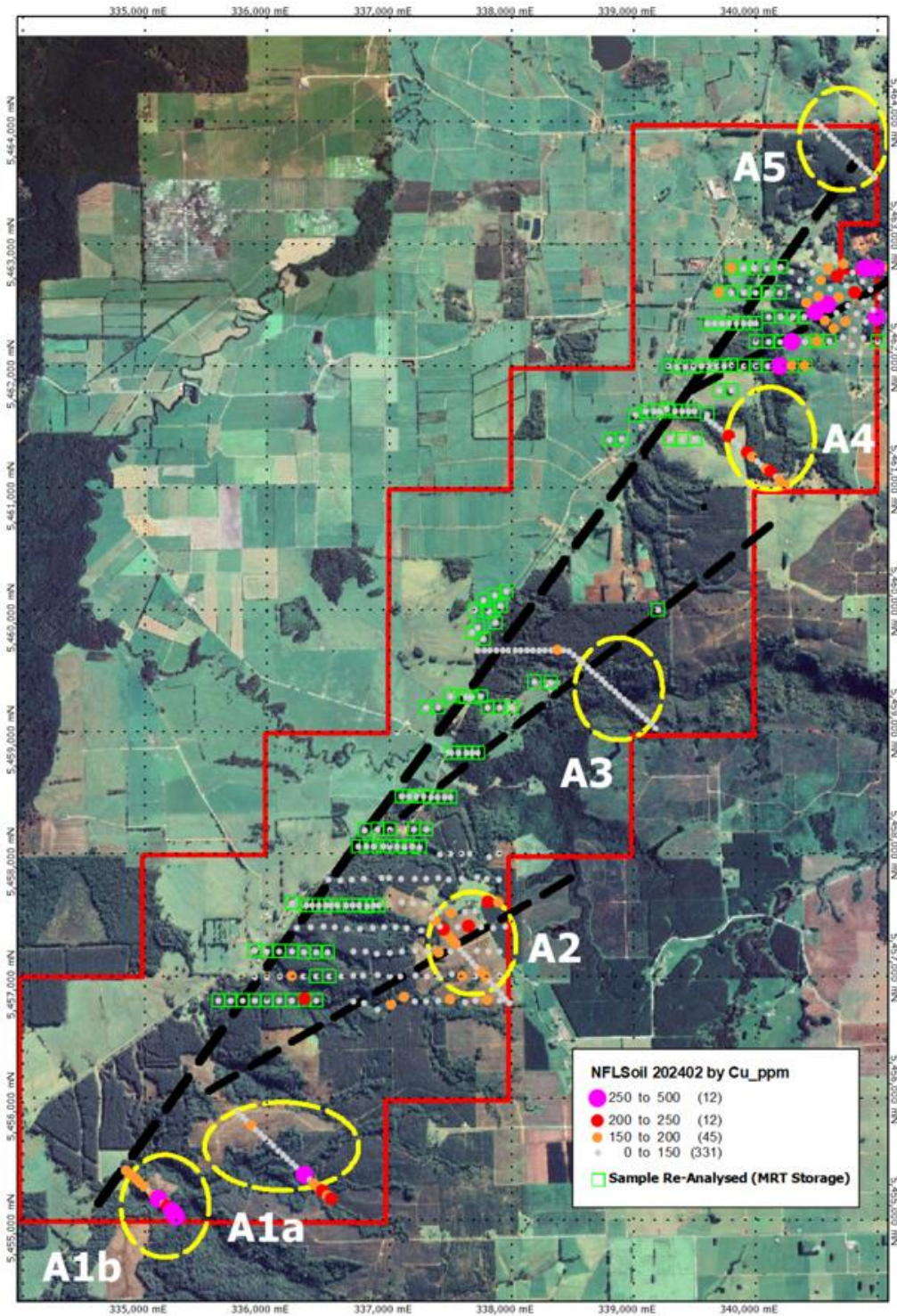
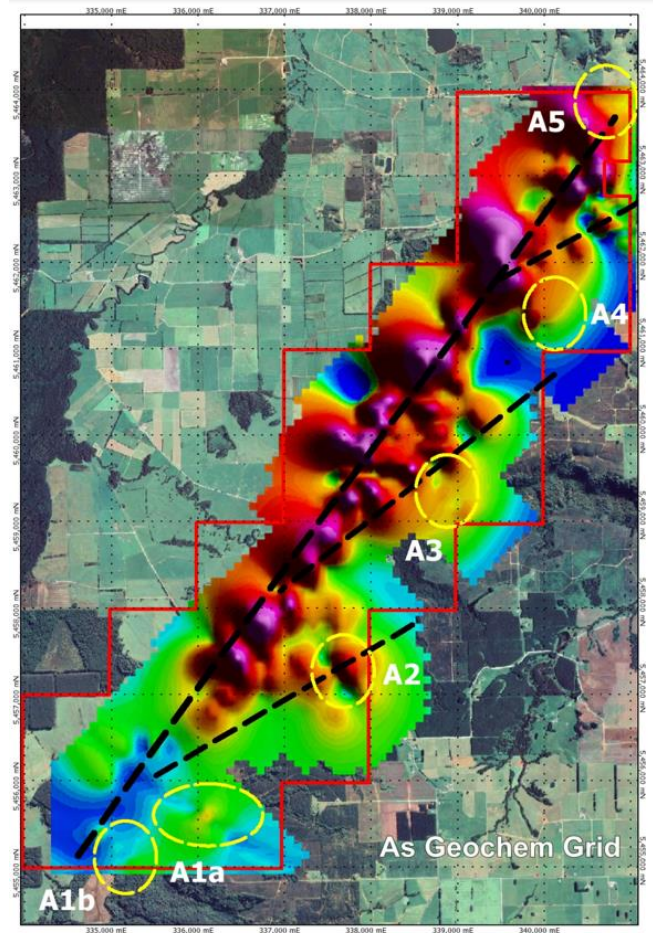
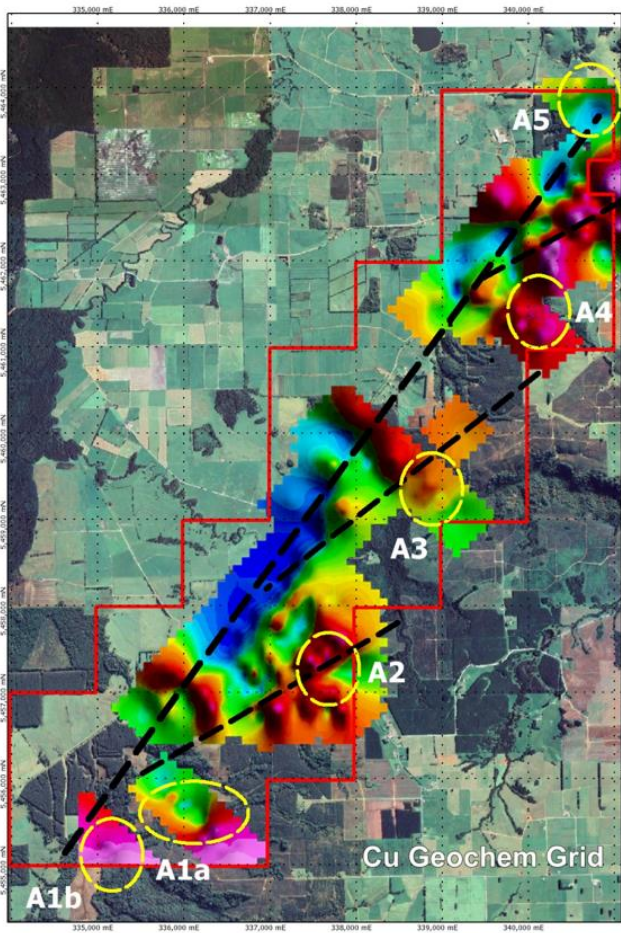


Figure 5. Soil study new and historical sample locations

This anomalous trend has coincident Pb Zn and Mo anomalies. The RRF also shows a strong continuous As anomaly over the 4km strike length (see Figure 7). Gold mineralisation is mainly associated with iron and arsenic minerals such as pyrite and arsenopyrite. During the oxidation process the arsenic is the more mobile element, moves further away from the source and therefore becomes a useful geochemical pathfinder for gold mineralisation.



**Figure 6 and Figure 7: Respectively displaying a Cu soil contour within the interpreted splays and the As soil contour as a continuous anomaly over the RRF structure.**

**CAPITAL MANAGEMENT**

The Company maintains 38,000,000 fully paid ordinary shares on issue and \$3,487,401 in cash as at 31 December 2023.

**SIGNIFICANT EVENTS AFTER THE BALANCE DATE**

The directors are not aware of any matters or circumstances that have arisen since the end of the financial year which significantly affected or may significantly affect the operations of the Company, the results of those operations, or the state of affairs of the Company in future financial years, except for:

On 19 February 2024 the Company issued and allotted 144,289 shares, for a value of \$25,500, to a consultant of the Company in lieu of cash settlement of invoices for services rendered.

**SIGNIFICANT CHANGE IN THE STATE OF AFFAIRS**

There were no significant changes in the state of affairs of the Group other than as referred to elsewhere in this consolidated half-year report and in the accounts and notes attached thereto.

## AUDITOR'S INDEPENDENCE DECLARATION

A copy of the auditors' independence declaration as required under Section 307C of the *Corporations Act 2001* in relation to the review for the half-year is set out on page 10 of this report.

This report is presented in accordance with a resolution of the Board of Directors and is signed for and on behalf of the directors by:



**Ben Phillips**

Executive Chairman

Perth, Western Australia this 15<sup>th</sup> day of March 2024

For personal use only

To the Board of Directors

## Auditor's Independence Declaration under Section 307C of the Corporations Act 2001

As lead audit Director for the review of the financial statements of Norfolk Metals Limited for the half year ended 31 December 2023, I declare that to the best of my knowledge and belief, there have been no contraventions of:

- the auditor independence requirements of the *Corporations Act 2001* in relation to the review; and
- any applicable code of professional conduct in relation to the review.

Yours Faithfully,

*Hall Chadwick*  
HALL CHADWICK WA AUDIT PTY LTD

*Mark Delaurentis*  
MARK DELAURENTIS CA  
Director

Dated 15<sup>th</sup> day of March 2024  
Perth, Western Australia

## INDEPENDENT AUDITOR'S REVIEW REPORT TO THE MEMBERS OF NORFOLK METALS LIMITED

### Conclusion

We have reviewed the accompanying half-year financial report of Norfolk Metals Limited ("the Company") and Controlled Entities ("the Consolidated Entity") which comprises the condensed consolidated statement of financial position as at 31 December 2023, the condensed consolidated statement of profit or loss and other comprehensive income, condensed consolidated statement of changes in equity and condensed consolidated statement of cash flows for the half-year ended on that date, a summary of significant accounting policies and other selected explanatory notes, and the directors' declaration.

Based on our review, which is not an audit, we have not become aware of any matter that makes us believe that the half-year financial report of Norfolk Metals Limited and Controlled Entities does not comply with the *Corporations Act 2001* including:

- a. Giving a true and fair view of the Consolidated Entity's financial position as at 31 December 2023 and of its performance for the half-year ended on that date; and
- b. Complying with Accounting Standard AASB 134: *Interim Financial Reporting* and *Corporations Regulations 2001*.

### Basis for Conclusion

We conducted our review in accordance with ASRE 2410 *Review of a Financial Report Performed by the Independent Auditor of the Entity*. Our responsibilities are further described in the *Auditor's Responsibilities for the Review of the Financial Report* section of our report. We are independent of the Company in accordance with the auditor independence requirements of the *Corporations Act 2001* and the ethical requirements of the Accounting Professional and Ethical Standards Board's APES 110 *Code of Ethics for Professional Accountants* that are relevant to our audit of the annual financial report in Australia. We have also fulfilled our other ethical responsibilities in accordance with the Code.

We confirm that the independence declaration required by the *Corporations Act 2001* which has been given to the directors of the Company, would be in the same terms if given to the directors as at the time of this auditor's review report.

For personal use only

## Responsibility of the Directors for the Financial Report

The directors of the Company are responsible for the preparation of the half-year financial report that gives a true and fair view in accordance with Australian Accounting Standards and the *Corporations Act 2001* and for such control as the directors determine is necessary to enable the preparation of the half-year financial report that gives a true and fair view and is free from material misstatement, whether due to fraud or error.

## Auditor's Responsibility for the Review of the Financial Report

Our responsibility is to express a conclusion on the half-year financial report based on our review. ASRE 2410 requires us to conclude whether we have become aware of any matter that makes us believe that the half-year financial report is not in accordance with the *Corporations Act 2001* including giving a true and fair view of the Consolidated Entity's financial position as at 31 December 2023 and its performance for the half-year ended on that date, and complying with Accounting Standard AASB 134 *Interim Financial Reporting* and the *Corporations Regulations 2001*.

A review of a half-year financial report consists of making enquiries, primarily of persons responsible for financial and accounting matters, and applying analytical and other review procedures. A review is substantially less in scope than an audit conducted in accordance with Australian Auditing Standards and consequently does not enable us to obtain assurance that we would become aware of all significant matters that might be identified in an audit. Accordingly, we do not express an audit opinion.

Hall Chadwick

HALL CHADWICK WA AUDIT PTY LTD

Mark Delaurentis

MARK DELAURENTIS CA  
Director

Dated 15<sup>th</sup> day of March 2024  
Perth, Western Australia

## DIRECTORS' DECLARATION

---

The directors declare that the interim financial statements and notes are in accordance with the *Corporations Act 2001*:

- (a) Comply with Accounting Standard AASB 134: Interim Financial Reporting and the *Corporations Regulations 2001*, and other mandatory professional reporting requirements;
- (b) As stated in Note 1.1, the financial statements also comply with International Financial Reporting Standards; and
- (c) Give a true and fair view of the financial position of the entity as at 31 December 2023 and of its performance for the half year ended on that date.

In the directors' opinion there are reasonable grounds to believe that Norfolk Metals Limited will be able to pay its debts as and when they become due and payable.

This declaration is made in accordance with a resolution of the directors pursuant to section 303(5)(a) of the Corporations Act 2001.

For, and on behalf of, the Board of the Company,



**Ben Phillips**

Executive Chairman

Perth, Western Australia this 15<sup>th</sup> day of March 2024

For personal use only

# CONDENSED CONSOLIDATED STATEMENT OF PROFIT OR LOSS AND OTHER COMPREHENSIVE INCOME

for the half-year ended 31 December 2023

	Note	Half-Year Ended 31 Dec 2023 \$	Half-Year Ended 31 Dec 2022 \$
Interest Income		45,805	206
<b>Expenses</b>			
Administration costs		(44,407)	(47,967)
Director fees		(102,000)	(117,000)
Professional costs		(78,297)	(114,582)
Marketing and investor relations costs		(49,803)	(57,538)
Depreciation expense		(4,990)	(4,520)
Finance expenses		-	(515)
Legal and compliance expenses		(68,192)	(36,237)
Share based payment expensed	5	-	(98,841)
<b>Loss before tax</b>		<b>(301,884)</b>	<b>(476,994)</b>
Income tax (benefit)/expense		-	-
<b>Loss after tax from continuing operations</b>		<b>(301,884)</b>	<b>(476,994)</b>
Other comprehensive loss for the period, net of tax		-	-
<b>Total comprehensive loss net of tax for the Period</b>		<b>(301,884)</b>	<b>(476,994)</b>
Basic and diluted loss per share (\$)		(0.01)	(0.01)

The Condensed Statement of Profit or Loss and Other Comprehensive Income should be read in conjunction with the accompanying notes, which form an integral part of the interim financial report.



# CONDENSED CONSOLIDATED STATEMENT OF FINANCIAL POSITION

as at 31 December 2023

	Note	As At 31 Dec 2023 \$	As At 30 June 2023 \$
<b>Current assets</b>			
Cash and cash equivalents	2	3,487,401	3,209,542
Trade and other receivables		104,512	168,434
<b>Total current assets</b>		<b>3,591,913</b>	<b>3,377,976</b>
<b>Non-Current assets</b>			
Other assets		59,000	34,000
Exploration Assets	3	2,474,949	1,988,500
Plant and Equipment		34,814	39,804
<b>Total Non-Current assets</b>		<b>2,568,763</b>	<b>2,062,304</b>
<b>Total assets</b>		<b>6,160,676</b>	<b>5,440,280</b>
<b>Current liabilities</b>			
Trade and other payables		343,847	186,804
Other liability		-	9,810
<b>Total current liabilities</b>		<b>343,847</b>	<b>196,614</b>
<b>Total liabilities</b>		<b>343,847</b>	<b>196,614</b>
<b>Net assets</b>		<b>5,816,829</b>	<b>5,243,666</b>
<b>Equity</b>			
Issued capital	4	6,327,285	5,524,876
Reserve	5	1,212,865	1,140,227
Accumulated losses		(1,723,321)	(1,421,437)
<b>Total Equity</b>		<b>5,816,829</b>	<b>5,243,666</b>

The Condensed Statement of Financial Position should be read in conjunction with the accompanying notes, which form an integral part of the interim financial report.

# CONDENSED CONSOLIDATED STATEMENT OF CHANGES IN EQUITY

for the half-year ended 31 December 2023

For personal use only

	Note	Issued Capital \$	Option Reserve	Accumulated Losses \$	Total Equity \$
<b>Opening Balance 1 July 2022</b>		<b>5,534,098</b>	<b>1,081,388</b>	<b>(649,946)</b>	<b>5,965,540</b>
Other Comprehensive loss		-	-	-	-
Loss for the year		-	-	(476,994)	(476,994)
<b>Total comprehensive loss for the year</b>		<b>-</b>	<b>-</b>	<b>(476,994)</b>	<b>(476,994)</b>
Shares issued during the year		-	-	-	-
Share based payments		-	98,841	-	98,841
<b>Balance at 31 December 2022</b>		<b>5,534,098</b>	<b>1,180,229</b>	<b>(1,126,940)</b>	<b>5,587,388</b>
<b>Opening balance 1 July 2023</b>		<b>5,524,876</b>	<b>1,140,227</b>	<b>(1,421,437)</b>	<b>5,243,666</b>
Other Comprehensive loss		-	-	-	-
Loss for the Period		-	-	(301,884)	(301,884)
<b>Total comprehensive loss for the Period</b>		<b>-</b>	<b>-</b>	<b>(301,884)</b>	<b>(301,884)</b>
Shares issued during the year		1,000,000	-	-	1,000,000
Capital raising costs		(197,591)	-	-	(197,591)
Share based payments	5	-	128,638	-	128,638
Adjustment of contingent consideration		-	(56,000)	-	(56,000)
<b>Balance at 31 December 2023</b>		<b>6,327,285</b>	<b>1,212,865</b>	<b>(1,723,321)</b>	<b>5,816,829</b>

The Condensed Statement of Changes in Equity should be read in conjunction with the accompanying notes, which form an integral part of the interim financial report.

# CONDENSED CONSOLIDATED STATEMENT OF CASH FLOWS

for the half-year ended 31 December 2023

	Note	Half-Year Ended 31 Dec 2023 \$	Half-Year Ended 31 Dec 2022 \$
<b>Cash flows from operating activities</b>			
Payments to suppliers and employees		(173,913)	(428,353)
Interest received		63,003	206
<i>Net cash used in operating activities</i>		<b>(110,910)</b>	<b>(428,147)</b>
<b>Cash flows from investing activities</b>			
Payment for exploration activities		(600,208)	(441,605)
Loan provided to related party		-	-
Payment for plant and equipment		-	(16,356)
<i>Net cash (used in) investing activities</i>		<b>(600,208)</b>	<b>(457,961)</b>
<b>Cash flows from financing activities</b>			
Proceeds from issue of shares		1,000,000	-
Proceeds from issue of quoted options		110,000	-
Payment of equity issue costs		(111,213)	-
Proceeds from other liability		-	37,989
Payment of other liability		(9,810)	(19,902)
<i>Net cash generated by financing activities</i>		<b>988,977</b>	<b>18,087</b>
<b>Net increase in cash and cash equivalents</b>		<b>(277,859)</b>	<b>(868,021)</b>
Cash and cash equivalents at the beginning of the Period		3,209,542	4,596,792
<b>Cash and cash equivalents at the end of the Period</b>	2	<b>3,487,401</b>	<b>3,728,771</b>

The Condensed Statement of Cash Flow should be read in conjunction with the accompanying notes, which form an integral part of the interim financial report.

# NOTES TO THE INTERIM FINANCIAL STATEMENTS

## for the half-year ended 31 December 2023

---

### 1. STATEMENT OF SIGNIFICANT ACCOUNTING POLICIES

#### 1.1. BASIS OF PREPARATION

These interim consolidated financial statements are general purpose financial statements prepared in accordance with the requirements of the Corporations Act 2001, applicable accounting standards including AASB 134 'Interim Financial Reporting', Accounting Interpretations and other authoritative pronouncements of the Australian Accounting Standards Board ('AASB'). Compliance with AASB 134 ensures compliance with IAS 34 'Interim Financial Reporting'.

This condensed interim financial report does not include full disclosures of the type normally included in an annual financial report. Therefore, it cannot be expected to provide as full an understanding of the financial performance, financial position and cash flows of the Group as in the full financial report.

The interim report has been prepared on a historical cost basis, except for the revaluation of certain financial instruments to fair value. Cost is based on the fair value of the consideration given in exchange for assets. The company is domiciled in Australia and all amounts are presented in Australian dollars, unless otherwise noted.

The interim financial report was authorised for issue on the 15<sup>th</sup> of March 2024 by the Directors of the Company.

#### **Comparatives**

When required by Accounting Standards, comparative figures have been adjusted to conform to changes in presentation for the current financial period.

#### **Statement of compliance**

The interim financial statements comply with Australian Accounting Standards, which include Australian equivalents to International Financial Reporting Standards (AIFRS). Compliance with AIFRS ensures that the financial report, comprising the interim financial statements and notes thereto, complies with International Financial Reporting Standards (IFRS).

The following is a summary of the material accounting policies adopted by the entity in the preparation of the financial report. The accounting policies have been consistently applied, unless otherwise stated.

The financial report has been prepared on an accruals basis and is based on historical costs modified by the revaluation of selected non-current assets, financial assets and financial liabilities for which the fair value basis of accounting has been applied.

#### **Going concern**

The financial report has been prepared on the going concern basis, which contemplates the continuity of normal business activity and the realisation of assets and the settlement of liabilities in the ordinary course of business.

The Company incurred a loss for the period of \$301,884 (31 December 2022: \$476,994) and net cash outflows from operating activities of \$110,910 (31 December 2022: \$428,146). As at 31 December 2023, the Company had a working capital surplus of \$3,248,066 (30 June 2023: \$3,181,362).

The directors have prepared a cash flow forecast, which indicates that the Group will have sufficient cash flows to meet all commitments and working capital requirements for the 12-month period from the date of signing this financial report.

Based on the cash flow forecasts, the directors are satisfied that the going concern basis of preparation is appropriate.

# NOTES TO THE INTERIM FINANCIAL STATEMENTS

## for the half-year ended 31 December 2023

### Accounting Policies

The same accounting policies and methods of computation have been followed in this interim financial report as were applied in the most recent annual financial statements. The Group has considered the implications of new and amended Accounting Standards and determined that their application to the financial statements is either not relevant or not material.

### (a) Principles of Consolidation

#### i. Subsidiaries

Subsidiaries are entities controlled by the Group. The financial statements of subsidiaries are included in the consolidated financial statements from the date that control commences until the date that control ceases.

The accounting policies of subsidiaries have been changed, when necessary, to align them with the policies adopted by the Group.

#### ii. Transactions eliminated on consolidation

All intra-group balances and transactions, and any unrealised income and expenses arising from intra-group transactions, are eliminated in preparing the consolidated financial statements.

#### iii. Functional and presentation currency

The functional currency of the Group is the currency of the primary economic environment in which that entity operates. The financial statements are presented in Australian dollars, which is the Group's functional and presentation currency.

### (b) Critical Accounting Judgements, Estimates and Assumptions

The carrying amounts of certain assets and liabilities are often determined based on estimates and assumptions of future events. The key estimates and assumptions that have a significant risk of causing a material adjustment to the carrying amounts of certain assets and liabilities within the next annual reporting period are:

#### *Exploration expenditure*

The recoverability of the carrying amount of the exploration and evaluation assets is dependent on the successful development and commercial exploitation, or alternatively, sale of the respective area of interest. The Company capitalises only the initial acquisition costs to obtain right of tenure exploration and evaluation assets.

The Company reviews the carrying value of exploration and evaluation expenditure on a regular basis to determine whether economic quantities of reserves have been found or whether further exploration and evaluation work is underway or planned to support continued carry forward of capitalised costs. This assessment requires judgement as to the status of the individual projects and their estimated recoverable amount.

#### *Impairment*

The Company assesses impairment at the end of each reporting period by evaluating conditions and events specific to the Company that may be indicative of impairment triggers. Recoverable amounts of relevant assets are reassessed using value-in-use calculations which incorporate various key assumptions.

#### *Environmental Issues*

Balances disclosed in the financial statements and notes thereto are not adjusted for any pending or enacted environmental legislation, and the directors understanding thereof. At the current stage of the Company's development and its current environmental impact the directors believe such treatment is reasonable and appropriate.

#### *Taxation*

Balances disclosed in the financial statements and the notes thereto, related to taxation, and are based on the best estimates of directors. These estimates take into account both the financial performance and position of the company as they pertain to current income taxation legislation, and the directors understanding thereof. No

# NOTES TO THE INTERIM FINANCIAL STATEMENTS

## for the half-year ended 31 December 2023

adjustment has been made for pending or future taxation legislation. The current income tax position represents that directors' best estimate, pending an assessment by the Australian Taxation Office.

### 2. CASH AND CASH EQUIVALENTS

	As At 31 Dec 2023 \$	As At 30 June 2023 \$
<b>Current</b>		
Cash at bank	3,487,401	3,209,542

### 3. DEFERRED EXPLORATION AND EVALUATION EXPENDITURE

	As At 31 Dec 2023 \$	As At 30 June 2023 \$
<b>Opening Balance:</b>	1,988,500	1,343,382
Exploration Expenditure during the period	542,449	785,118
Adjustment of contingent consideration <sup>1</sup>	(56,000)	(140,000)
<b>Closing Balance</b>	<b>2,474,949</b>	<b>1,988,500</b>

<sup>1</sup> As an outcome of the exploration works undertaken during the year management have reassessed the percentage probability of vesting of existing Performance Rights and have reduced the probability from 50% at 30 June 2023 to 30% at 31 December 2023. This has led to a deduction of capitalised acquisition costs.

The ultimate recoupment of the expenditure is dependent upon the successful development and commercial exploitation or, alternatively, sale of the respective areas of interest.

### 4. ISSUED CAPITAL

	As At 31 Dec 2023 No.	As At 30 June 2023 No.
Fully paid ordinary shares	38,000,000	33,000,000

	As At 31 Dec 2023		As At 30 June 2023	
	No.	\$	No.	\$
Opening Balance	33,000,000	5,524,876	33,000,000	5,534,098
Shares issued via placement	5,000,000	1,000,000	-	-
Capital raising costs	-	(197,591)	-	(9,222)
<b>Balance at end of the period</b>	<b>38,000,000</b>	<b>6,327,285</b>	<b>33,000,000</b>	<b>5,524,876</b>

Ordinary shares participate in dividends and the proceeds on winding up of the parent entity in proportion to the number of shares held.

At the shareholders' meetings, each ordinary share is entitled to one vote when a poll is called, otherwise each shareholder has one vote on a show of hands.

# NOTES TO THE INTERIM FINANCIAL STATEMENTS

## for the half-year ended 31 December 2023

### Performance rights

	As at 31 Dec 2023 No.	As at 30 June 2023 No.
Performance Rights	1,400,000	1,400,000

### 5. RESERVE

	As At 31 Dec 2023 \$	As At 30 June 2023 \$
<b>Opening Balance:</b>	1,140,227	1,081,388
Issue of Director Options/rights (share-based payment expensed)	-	98,841
Issue of Advisor Options (cost of equity)	118,638	-
Issue of NFLO Quoted options	10,000	99,998
Adjustment of contingent consideration <sup>1</sup>	(56,000)	(140,000)
<b>Closing Balance</b>	<b>1,212,865</b>	<b>1,140,227</b>

<sup>1</sup> As an outcome of the exploration works undertaken during the year, management have reassessed the percentage probability of the vesting of existing Performance Rights and have reduced the probability from 50% at 30 June 2023 to 30% at 31 December 2023. This has led to a deduction of capitalised acquisition costs as disclosed in Note 3.

The Advisor Options are defined as share based payments. The valuation of share based payment transactions is measured by reference to fair value of the equity instruments at the date at which they are granted. The fair value is determined using the Black-Scholes model, taking into account the terms and conditions upon which the options were granted.

	VALUE OF INPUT
ITEM	ADVISOR OPTIONS
Fair value per option	\$0.2373
Number of options	500,000
Exercise price	\$0.30
Expected volatility	100%
Implied option life	3 years
Expected dividend yield	Nil
Risk free rate	4.14%
Underlying share price at grant date	\$0.355

### 6. SEGMENT REPORTING

The Group has adopted AASB 8 'Operating Segments' which requires operating segments to be identified on the basis of internal reports about components of the Group that are reviewed by the chief operating decision maker (considered to be Board of Directors) in order to allocate resources to the segment and assess its performance. The chief operating decision maker of the Group reviews internal reports prepared as consolidated financial statements and strategic decisions of the Group are determined upon analysis of these internal reports.

# NOTES TO THE INTERIM FINANCIAL STATEMENTS

## for the half-year ended 31 December 2023

---

The Company operates in one geographical and business segment being gold and uranium exploration in Australia. All segment assets, segment liabilities and segment results relate to the one segment and therefore no segment analysis has been prepared.

### **7. SUBSEQUENT EVENTS**

The directors are not aware of any matters or circumstances that have arisen since the end of the financial year which significantly affected or may significantly affect the operations of the Company, the results of those operations, or the state of affairs of the Company in future financial years, except for:

On 19 February 2024 the Company issued and allotted 144,289 shares, for a value of \$25,500, to a consultant of the Company in lieu of cash settlement of invoices for services rendered.

### **8. RELATED PARTY TRANSACTIONS**

There were no new related party transactions incurred during the half year.

### **9. COMMITMENTS AND CONTINGENT LIABILITIES**

In the opinion of the directors there were no commitments or contingent liabilities as at 31 December 2023.

For personal use only