



## **Nimy Resources Limited**

**ABN 82 155 855 986**

**Financial report for the half-year ended  
31 December 2023**

## Corporate Directory

### Board of Directors

Mr Simon Lill

Mr Christian Price

Mr Luke Hampson

### Company Secretary

Mr Henko Vos

### Registered Office

254 Adelaide Terrace

Perth WA 6000

Tel: +61 8 9261 4600

Website: [www.nimy.com.au](http://www.nimy.com.au)

### Corporate Office

254 Adelaide Terrace

Perth WA 6000

Tel: +61 8 9261 4600

Website: [www.nimy.com.au](http://www.nimy.com.au)

### Auditors

RSM Australia Partners

Level 32 Exchange Tower

2 The Esplanade

Perth WA 6000

### Share Registry

Automic Pty Ltd

Level 5, 191 St Georges Terrace

Perth, WA 6000

Tel: +61 1300 288 664

Website: [www.automicgroup.com.au](http://www.automicgroup.com.au)

### Securities Exchange Listing

Australian Securities Exchange

(Home Exchange: Perth, WA)

Code: NIM

Financial report for the  
half-year ended 31 December 2023

	<i>Page</i>
<i>Directors' report</i>	<i>1</i>
<i>Auditor's independence declaration</i>	<i>9</i>
<i>Consolidated statement of profit or loss and other comprehensive income</i>	<i>10</i>
<i>Consolidated statement of financial position</i>	<i>11</i>
<i>Consolidated statement of changes in equity</i>	<i>12</i>
<i>Consolidated statement of cash flows</i>	<i>13</i>
<i>Notes to the consolidated financial statements</i>	<i>14</i>
<i>Directors' declaration</i>	<i>21</i>
<i>Independent auditor's review report</i>	<i>22</i>

## Director's Report

Your Directors present their half-yearly report on the consolidated entity consisting of Nimy Resources Limited ("Nimy" or "the Company") and the entities it controlled at the end of, or during, the period 1 July 2023 to 31 December 2023 ("the Group").

### Directors

The following persons were directors of Nimy Resources Limited during the whole of the financial half-year and up to the date of this report, unless otherwise stated:

Simon Lill

Luke Hampson

Christian Price

### Principal Activities

The Company commenced exploration and development activities at Mons Project, 370 kms northeast of Perth in the Yilgarn region of Western Australia. Nimy currently controls a considerable tenement package comprising over 2,562sqkm.

The tenement package is highly prospective for nickel, lithium, rare earths, gold, other precious metals and base metals target.

### Review of Operation

The loss for the Group after providing for income tax amounted to \$2,547,213 (31 December 2022: \$2,071,916).

For personal use only

## Review of Operation: Exploration

### RC Drilling Campaign

During H2Y2023 RC drill campaign was completed

The drill program consisted of total of m over the below holes.

- Lithium ASTER Target (Lithium) - 1,374m drilling completed
- Block 2 MLEM Target (Nickel/Base Metas) - 1,200m drilling completed
- Block 3 MLEM Target (Nickel/Base Metals) – 1,800m drilling completed

The first hole – the discovery intersection – reverse circulation hole (23NRRC0100) in Block 2 intersected 10 metres of disseminated to massive style sulphide mineralization:

- 10m from 98m @ 0.42% Nickel, 0.39% copper, 0.04% cobalt and 0.32g/t PGE's (Pt, Pd) including 5m @ 0.73% nickel, 0.53% copper, 0.06 % cobalt and 0.55g/t PGE's (Pt Pd) from 102m.



Figure 1 - Sulphide mineralisation from hole NRRC100 104-105 metres



## Diamond Drill Campaign

During H2Y2023 a follow up diamond drill campaign undertaken on the nickel sulphides intersected from

- **Block 2** – NRDD008 (Masson Target) – 1 holes – Results announced 8<sup>th</sup> December 2023
- **Block 3** – NRDD009 – results pending Q1 2024

Follow up diamond hole (NRDD008) – intersected a 54-metre sulphide mineralized zone from 126m as predicted by the EM model, assay highlights include:

- » 5.5m from 126.5m @ 0.36% nickel, 0.27% copper, 0.04% cobalt and 0.25g/t PGE's (Pt, Pd) including 2m from 130m @ 0.66% nickel, 0.42% copper, 0.07% cobalt and 0.57g/t PGE's (Pt, Pd) and 1m from 130m @ 0.81% nickel, 0.46% copper, 0.07% cobalt and 0.53g/t PGE's (Pt, Pd)
- » 2m from 136.5m @ 0.37% nickel, 1.07% copper, 0.07% cobalt and 0.27g/t PGE's (Pt, Pd) including 1m from 137m @ 0.40% nickel, 1.49% copper, 0.10% cobalt and 0.29g/t PGE's (Pt, Pd) and 0.5m from 137m @ 0.35% nickel, 2.05% copper, 0.17% cobalt and 0.33g/t PGE's (Pt, Pd)
- » The mineralization continues to 171.5m and also contains elevated values of cobalt and platinum group metals (PGM's)



Figure 2 - NRDD008 - Chalcopyrite within massive pyrrhotite




Figure 3 - NRDD008 - Massive sulphides pyrrhotite >> pyrite >> chalcopyrite




Figure 4 - NRDD008 - Massive pyrrhotite

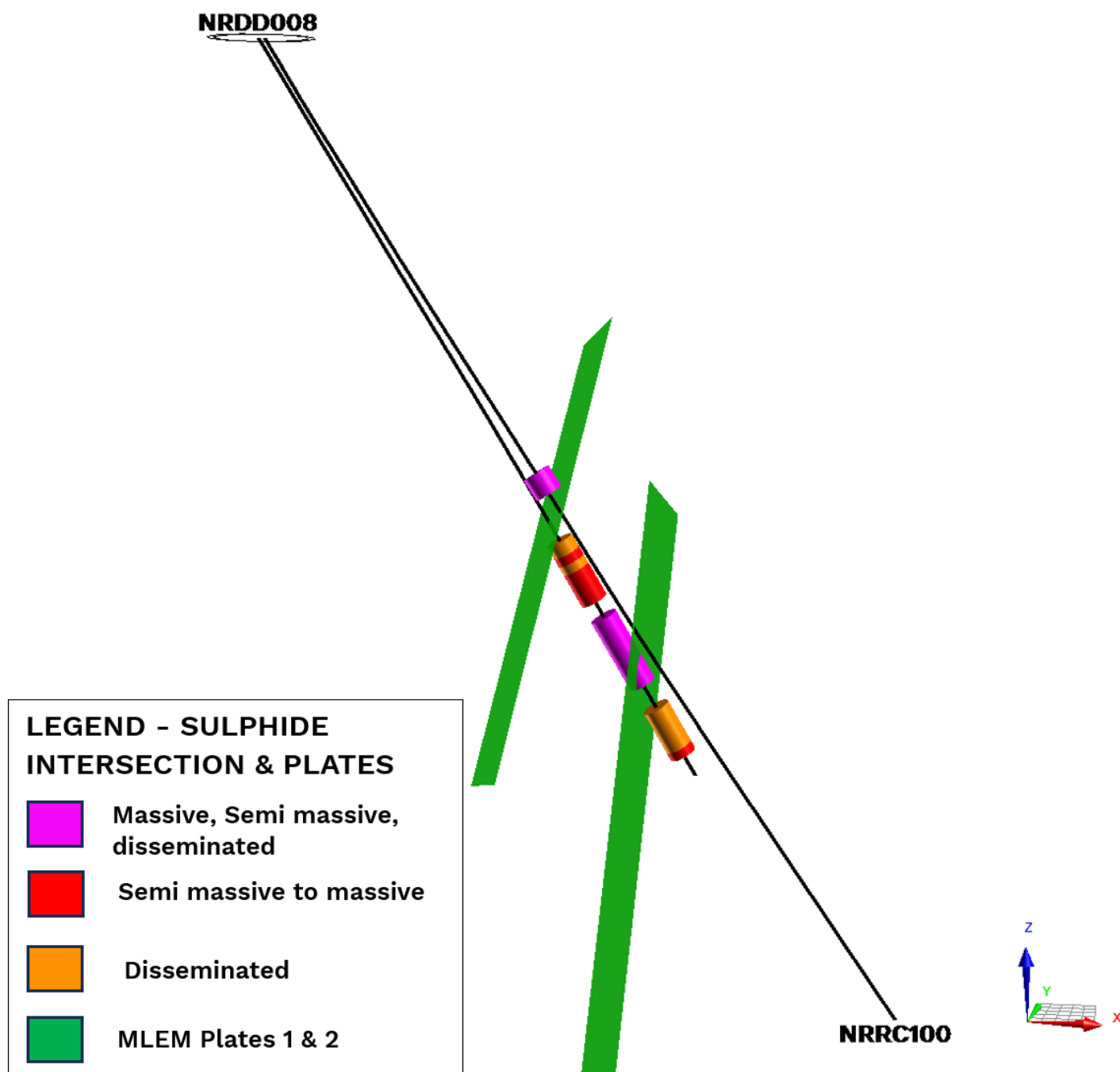


Figure 5 - Masson Target cross section of sulphide mineralisation relative to conductive EM plate position NRRD008 & NRRC0100

#### EM Surveys – Fixed Loop (FLEM) and Downhole (DHEM) – Masson Target

- Downhole electromagnetic (DHEM) survey completed on hole 23NRRC0100 has resulted in 3 additional conductive plates modelled within and off the hole
- Fixed loop electromagnetic (FLEM) survey completed at the Masson Prospect indicate the mineralized sulphide zone is within a large (550m long x 175m wide) EM anomaly – indicating potential for the Masson discovery to be a large, massive nickel-copper sulphide deposit.

Both holes intersected mineralisation were predicted by the EM modelling, which has been described by Resource Potentials Geophysical Consultants as having all the characteristics of a massive sulphide occurrence.

The intersections are within a large EM conductor with a linear strike length of 550m x 175m width and are open beyond the northern and southern extent of the EM modelling. Drilling confirmed mineralization and indicates that the remainder of the EM conductor is likely to be a large body of massive sulphide similar to that intersected in 23NRRC0100 and NRDD008 (Figure 1, 2, 3 & 4).

The FLEM conductive trend appears to curve around at the edges of the grid and coincides with the curved magnetic anomaly seen in the magnetic images suggesting sulphide mineralisation along the contact.

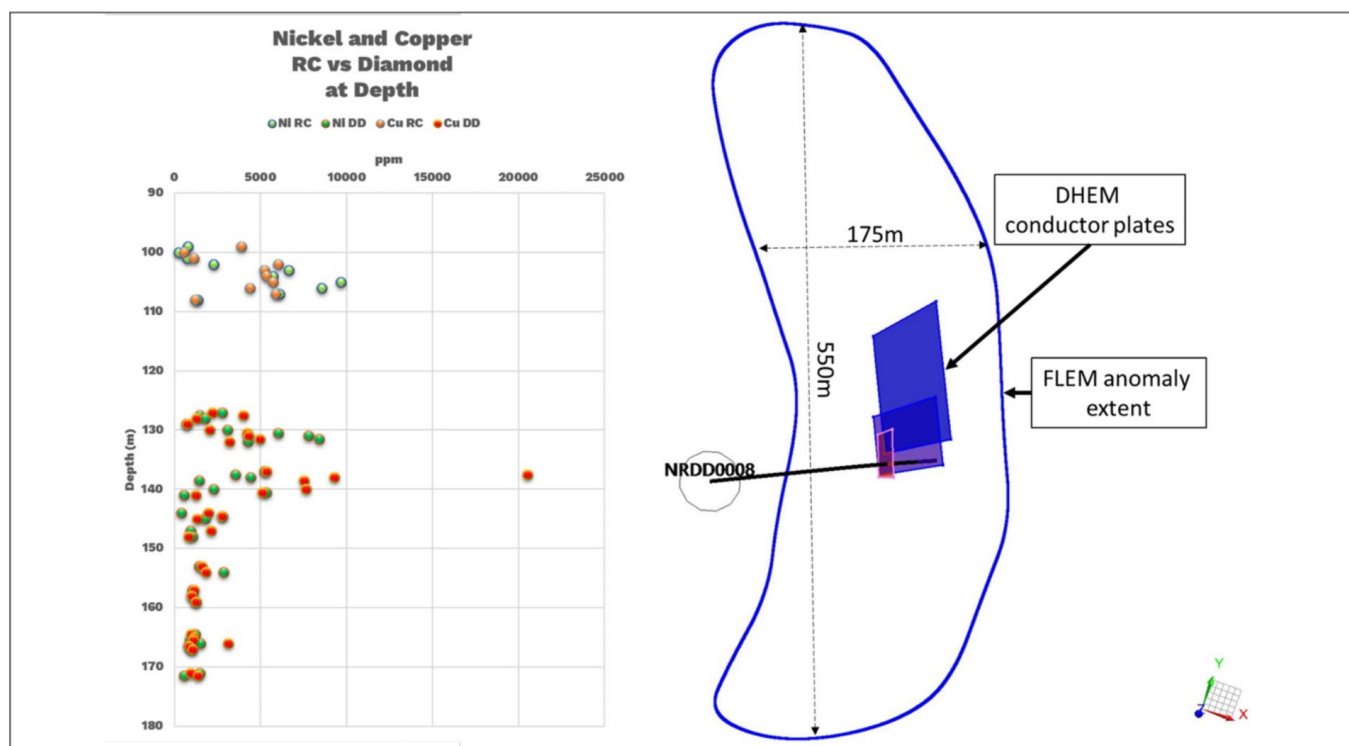


Figure 6 - Nickel and Copper Mineralization depth for both NRRC0100 and NRDD008 relative to DHEM plates and FLEM anomaly.

## Geochemistry

### Petrology

Petrological studies are underway to determine the probable style of Ni-Cu mineralization and ore mineralogy. Results will be reported in Q1 2024.

### Soil Sampling

Soil sampling continued across various targets across the Mos Nickel project utilising Ultrafine™ assay methods. Samples had been sent to the Labwest facilities in to be compiled and reported in Q1 2024.

## Program of Works (POW), Heritage Agreements and Tenement Approvals

Heritage application and approval process have commenced on the tenement applications.

POWs and site access were completed during the period with DMIRS (Department of Minerals, Industry Regulation and Safety) in preparation for commencement of RC Drilling campaign.

Tenement E77/3015 was approved during the period.



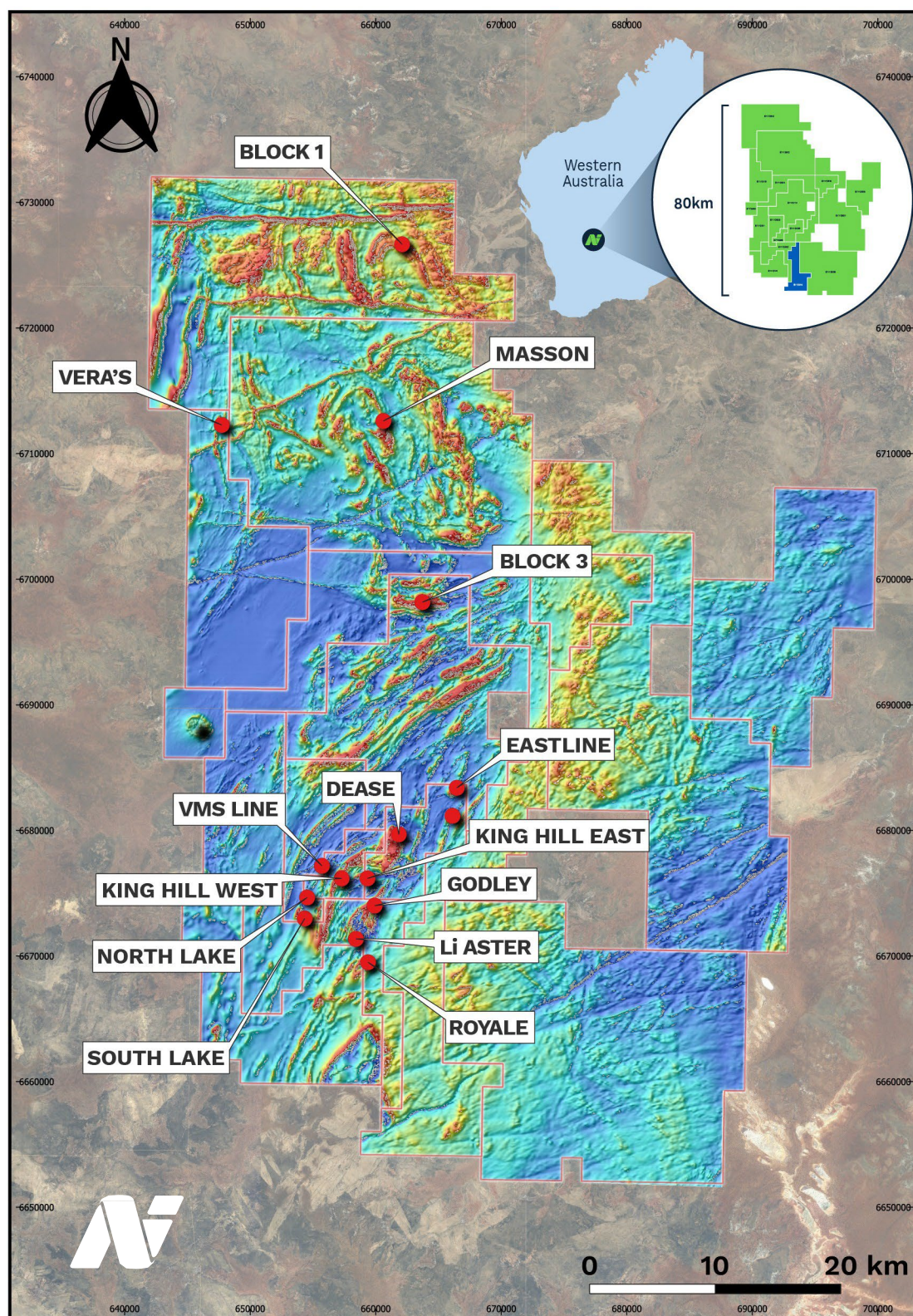


Figure 7 - Nimy tenement map - prospects over the aerial magnetics.

## Lind Global Fund II Investment - \$2.5 million

During the period the Company announced a \$2.5 million cornerstone investment by Lind Global Fund II, LP, an institutional fund managed by New York based Lind Partners.

The investment is a staged placement over a maximum 24-month period, with the price fixed at \$0.208 cents in the first four months and then at either the fixed price or a calculated VWAP subscription price.

## Related 2HY2023 Announcements

8/12/23	Strong Nickel and Copper in large EM Anomaly
15/11/23	Nimy Resources Investor Presentation November
25/10/23	Hole Intersects 54m of Nickel Copper Sulphides from 118m
17/10/23	Assays confirm nickel and copper massive sulphides discovery
03/10/23	Massive Nickel-Copper Sulphides in First Hole
14/09/23	Drilling Starts today testing Lithium and Nickel targets
27/07/23	Drilling to Commence on Priority Nickel and Lithium Targets
25/07/23	REE and Base Metal Sulphide Mineralisation
24/07/23	Assays Up to 0.73% Nickel Point to High-grade Feeder Source
19/07/23	High Conductance Plates Targeting Nickel Massive Sulphides

## About Nimy Resources and the Mons Nickel Project

Nimy Resources is an emerging exploration company, with the vision to discover and develop critical metals for a forward-facing economy in Western Australian, a Tier 1 jurisdiction.

Nimy has prioritised the development of the Mons Project, a district scale land holding consisting of 16 approved tenements and 1 in the approval process, over an area of 2,806km<sup>2</sup> covering an 80km north/south strike of mafic and ultramafic sequences.

Mons is located 140km north - northwest of Southern Cross and covers the Karroun Hill district on the northern end of the world- famous Forresteria belt. Mons features a similar geological setting to the southern end of that belt and importantly also the Kambalda nickel belt.

The Mons Project is situated within potentially large scale fertile "Kambalda-Style" and "Mt Keith-Style" nickel rich komatiite sequences within the Murchison Domain of the Youanmi Terrane of the Archean Yilgarn Craton.

While we are primarily Nickel focused, early indications are also offering significant opportunities with other forward-facing metals, so important to the decarbonisation of our economy going forward.

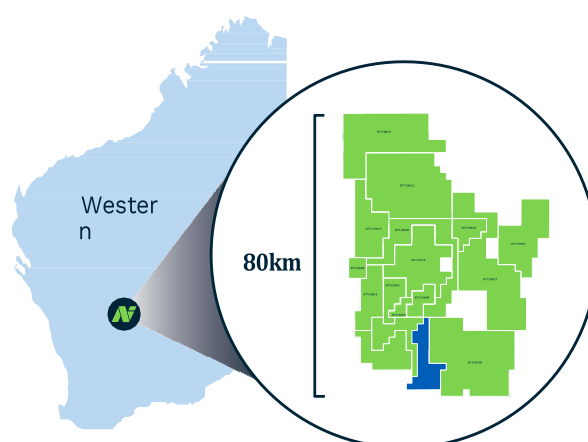


Figure 8 - Nimy Resources - Mons Nickel Project Area Location and Tenement Map

#### Significant changes in the state of affairs

There were no significant changes in the state of affairs of the Group during the financial half-year.

#### Auditor's Independence Declaration

Section 307C of the *Corporations Act 2001* requires our auditors, RSM Australia Partners, to provide the Directors of the Company with an Independence Declaration in relation to the review of the half-year financial report. This Independence declaration is set out on the following page and forms part of this Directors' report for the half-year ended 31 December 2023.

Signed in accordance with a resolution of Directors made pursuant to Section 306(3) of the *Corporations Act 2001*.

On behalf of the Directors.



Luke Hampson  
Executive Director

Perth, 15 March 2024

For personal use only



**RSM Australia Partners**

Level 32, Exchange Tower  
2 The Esplanade Perth WA 6000  
GPO Box R1253 Perth WA 6844

T +61 (0) 8 9261 9100  
F +61 (0) 8 9261 9111

[www.rsm.com.au](http://www.rsm.com.au)

**AUDITOR'S INDEPENDENCE DECLARATION**

As lead auditor for the review of the financial report of Nimy Resources Limited for the half-year ended 31 December 2023, I declare that, to the best of my knowledge and belief, there have been no contraventions of:

- (i) the auditor independence requirements of the *Corporations Act 2001* in relation to the review; and
- (ii) any applicable code of professional conduct in relation to the review.

RSM AUSTRALIA PARTNERS

TUTU PHONG  
Partner

Perth, WA  
Dated: 15 March 2024

**THE POWER OF BEING UNDERSTOOD**

AUDIT | TAX | CONSULTING

RSM Australia Partners is a member of the RSM network and trades as RSM. RSM is the trading name used by the members of the RSM network. Each member of the RSM network is an independent accounting and consulting firm which practices in its own right. The RSM network is not itself a separate legal entity in any jurisdiction.

RSM Australia Partners ABN 36 965 185 036

Liability limited by a scheme approved under Professional Standards Legislation



	Note	Consolidated	
		Half-year to 31 December 2023	Half-year to 31 December 2022
		\$	\$
Other revenue		42	76
Exploration and evaluation expenditure		(1,347,588)	(913,669)
Administrative expense		(521,905)	(543,293)
Employee benefits expense		(387,090)	(363,895)
Occupancy expense		(54,378)	(51,527)
Depreciation and amortisation expense		(31,692)	(28,281)
Share-based payment expense	7	(31,762)	(167,892)
Finance cost		(78,833)	(3,435)
Net gain / (loss) on derivative		(94,007)	-
<b>Loss before income tax expense</b>		<b>(2,547,213)</b>	<b>(2,071,916)</b>
Income tax expenses		-	-
<b>Loss for the period</b>		<b>(2,547,213)</b>	<b>(2,071,916)</b>
Other comprehensive income/(loss)		-	-
<b>Total comprehensive loss for the period</b>		<b>(2,547,213)</b>	<b>(2,071,916)</b>
<i>Basic and diluted loss per share (cents per share)</i>		(1.89)	(1.81)

The accompanying notes form part of these consolidated financial statements.



	Note	Consolidated	
		31 December 2023	30 June 2023
		\$	\$
<b>Current Assets</b>			
Cash and cash equivalents		1,061,993	620,921
Other receivables		185,310	228,518
<b>Total Current Assets</b>		<b>1,247,303</b>	<b>849,439</b>
<b>Non-Current Assets</b>			
Plant and equipment		213,410	209,318
Right-of-use assets		16,785	25,172
<b>Total Non-Current Assets</b>		<b>230,195</b>	<b>234,490</b>
<b>Total Assets</b>		<b>1,477,498</b>	<b>1,083,929</b>
<b>Current Liabilities</b>			
Trade and other payables		271,118	287,367
Lease liabilities		21,820	18,102
Financial liabilities	4	1,551,615	-
Provisions		36,651	21,250
<b>Total Current Liabilities</b>		<b>1,881,204</b>	<b>326,719</b>
<b>Non-Current Liabilities</b>			
Lease liabilities		-	8,843
<b>Total Non-Current Liabilities</b>		<b>-</b>	<b>8,843</b>
<b>Total Liabilities</b>		<b>1,881,204</b>	<b>335,562</b>
<b>Net (liabilities) / Assets</b>		<b>(403,706)</b>	<b>748,367</b>
<b>Equity</b>			
Issued capital	5	12,366,783	11,895,797
Reserves	6	3,178,720	2,254,566
Accumulated losses		(15,949,209)	(13,401,996)
<b>Total (Deficiency in Equity) / Equity</b>		<b>(403,706)</b>	<b>748,367</b>

The accompanying notes form part of these consolidated financial statements.

	Consolidated			
	Issued capital	Share based payment reserve	Accumulated losses	Total equity
	\$	\$	\$	\$
Balance at 1 July 2023	11,895,797	2,254,566	(13,401,996)	748,367
Loss for the period	-	-	(2,547,213)	(2,547,213)
Other comprehensive loss for the period	-	-	-	-
<b>Total comprehensive loss for the period</b>	<b>-</b>	<b>-</b>	<b>(2,547,213)</b>	<b>(2,547,213)</b>
<i>Transactions with owners in their capacity as owners</i>				
Issue of shares (Note 4)	470,986	-	-	470,986
Options issued / vested (Note 5)	-	924,154	-	924,154
<b>Balance at 31 December 2023</b>	<b>12,366,783</b>	<b>3,178,720</b>	<b>(15,949,209)</b>	<b>(403,706)</b>

	Consolidated			
	Issued capital	Share based payment reserve	Accumulated losses	Total equity
	\$	\$	\$	\$
Balance at 1 July 2022	8,557,077	1,536,847	(7,257,129)	2,836,795
Loss for the period	-	-	(2,071,916)	(2,071,916)
Other comprehensive loss for the period	-	-	-	-
<b>Total comprehensive loss for the period</b>	<b>-</b>	<b>-</b>	<b>(2,071,916)</b>	<b>(2,071,916)</b>
<i>Transactions with owners in their capacity as owners</i>				
Issue of options	-	168,892	-	168,892
<b>Balance at 31 December 2022</b>	<b>8,557,077</b>	<b>1,705,739</b>	<b>(9,329,045)</b>	<b>933,771</b>

The accompanying notes form part of these consolidated financial statements.

	Consolidated	
	Half-year to 31 December 2023	Half-year to 31 December 2022
	\$	\$
<b>Cash flows from operating activities</b>		
Interest Received	42	76
Payments to suppliers and employees	(786,781)	(764,077)
Payment for exploration and evaluation	(1,156,556)	(1,281,163)
Interest paid	(3,833)	(3,065)
Net cash used in operating activities	(1,947,128)	(2,048,229)
<b>Cash flows from investing activities</b>		
Payment for property, plant and equipment	(31,675)	(14,293)
Net cash used in investing activities	(31,675)	(14,293)
<b>Cash flows from financing activities</b>		
Proceeds from issue of options	-	1,000
Proceeds from borrowings	2,425,000	-
Repayment of lease liabilities	(5,125)	(4,130)
Net cash provided by / (used in) financing activities	2,419,875	(3,130)
<b>Net increase / (decrease) in cash and cash equivalents</b>	441,072	(2,065,652)
Cash and cash equivalents at the beginning of the period	620,921	2,880,061
Cash and cash equivalents at the end of the period	1,061,993	814,409

The accompanying notes form part of these consolidated financial statements.

## 1. General information

The financial report covers Nimy Resources Limited as a consolidated entity consisting of Nimy Resources Limited and the entities it controlled during the period ("the Group"). The financial report consists of the consolidated financial statements, notes to the consolidated financial statements and the Directors' declaration. Nimy Resources Limited is a listed public company limited by shares, incorporated and domiciled in Australia.

## 2. Material accounting policy information

These general purpose interim financial statements for the half-year reporting period ended 31 December 2023 have been prepared in accordance with Australian Accounting Standard AASB 134 'Interim Financial Reporting' and the Corporations Act 2001, as appropriate for for-profit oriented entities. Compliance with AASB 134 ensures compliance with International Financial Reporting Standard IAS 34 'Interim Financial Reporting'.

These consolidated general purpose interim financial statements do not include all the notes of the type normally included in annual financial statements. Accordingly, these financial statements are to be read in conjunction with the annual report for the year ended 30 June 2023 and any public announcements made by the company during the interim reporting period in accordance with the continuous disclosure requirements of the Corporations Act 2001 and the ASX Listing Rules.

The principal accounting policies adopted are consistent with those of the previous financial year and corresponding interim reporting period, unless otherwise stated.

### Financial liabilities

Accounting policy for Share Subscription Agreement

The Agreement is a derivative financial instrument that represents the conversion feature to convert the liability into a variable number of equity instruments and an equity component representing the options issued.

On initial recognition, the derivative liability is initially recognised at fair value on the date a derivative contract is entered into. The derivative liability is subsequently remeasured at fair value at each reporting date, with all gains or losses in relation to the movement of fair value being recognised in the profit or loss.

The options issued are measured at fair value at grant date.

### Fair value measurement of financial instruments

When the fair values of financial liabilities recorded in the statement of financial position cannot be measured based on quoted prices in active markets, their fair value is measured using valuation techniques including the Monte Carlo simulation model. The inputs to these valuation models are taken from observable markets where possible, but where this is not feasible, a degree of judgement is required in establishing fair values. Judgements include considerations of inputs such as volatility. Changes in assumptions relating to these factors could affect the reported fair value of financial instruments.

### New accounting standards and interpretations adopted

The consolidated entity has adopted all of the new or amended Accounting Standards and Interpretations issued by the Australian Accounting Standards Board ('AASB') that are mandatory for the current reporting period.

Any new or amended Accounting Standards or Interpretations that are not yet mandatory have not been early adopted.

## 2. Material accounting policy information (continued)

### Going concern

The financial report has been prepared on the basis that the Group is a going concern, which contemplates the continuity of normal business activity, the realisation of assets and the settlement of liabilities in the normal course of business.

For the half-year ended 31 December 2023 the Group recorded a net loss of \$2,547,213 and a net cash outflow from operating activities of \$1,947,128. As at that date, the Group had net current liabilities of \$633,901.

The ability of the Group to continue as a going concern is principally dependent upon the ability of the Group to continue to secure funds by raising capital from equity markets and managing cash flows in line with available funds. Should the Group be unsuccessful in securing additional funds, there is a material uncertainty that may cast significant doubt about the Group's ability to continue as a going concern.

The Directors believe it is appropriate to prepare the financial report on a going concern basis because:

- the Group has a cash balance of \$1,061,993 as at year end, which is considered sufficient to meet its liabilities as and when they become due;
- the Group has the option, if necessary, to defer certain expenditure or abandon certain projects and reduce costs in order to minimise its funding requirements; and
- the Group has the ability to raise further funds through capital raising as it has successfully demonstrated in the past.

Should the Group be unable to continue as a going concern, it may be required to realise its assets and extinguish its liabilities other than in the normal course of business and at the amounts stated in the financial report. The financial report does not include any adjustments relating to the recoverability and classification of recorded asset amounts or to the amounts and classification of liabilities that might be necessary should the Group not continue as a going concern.

## 3. Segment Note

The Group operates only in one reportable segment being predominately in the area of nickel exploration in Australia. The Board considers its business operations in nickel exploration to be its primary reporting function. Results are analysed as a whole by the chief operating decision maker, this being the Board of Directors.

## 4. Financial liabilities

	31 December 2023	30 June 2023
	\$	\$
Financial liability - Lind Global	1,551,615	-
	<u>1,551,615</u>	<u>-</u>

The Company entered into a Share Subscription Agreement ("Agreement") for an investment of \$2,500,000 with Lind Global Fund II, LP ("Lind") on 21 August 2023. The \$2,500,000 investment by Lind was via a placement of ordinary fully paid shares ("Placement Shares") and 5,989,209 unlisted options ("Options").



#### 4. Financial liabilities (Continued)

The key terms of the subscription agreement are:

- Lind has pre-paid a total of \$2,500,000 (“Advance Payment”), in return for the Options and in total a credit amount worth \$2,750,000 (“Advance Payment Credit”), which may be used to subscribe to shares.
- The total amount was received in two payments, the first advance payment of \$1,750,000 and the second advance payment of \$750,000.
- The Advance Payment does not accrue interest.
- The term of the Agreement is 24 months.
- The Company paid a Commitment Fee of \$75,000.
- 6,500,000 Initial shares were issued in return for the Advance Payment on 28 August 2023. The initial shares may be utilised to reduce the number of Placement Shares required to be issued or can be issued to Lind by Lind paying the relevant Subscription Price for the shares.
- 5,989,209 options issued with an exercise price of \$0.21 per share and expiring on 17 November 2027.
- The purchase price of the Placement Shares is either:
  - At a Fixed Subscription Price: \$0.2080; or
  - At a Variable Subscription Price: being 90% of the average of the five lowest daily VWAPs during the 20 days prior to the date on which the Subscription Price is to be determined.
- Share Issue Limits:
  - Until 30 November 2023, any subscriptions by Lind will be at the Fixed Subscription Price of \$0.208.
  - From 1 December 2023 until 31 July 2024, any subscriptions by Lind will be:
    - at either the Fixed Subscription Price of \$0.208 per share with no subscription limits at the Fixed Subscription Price, or
    - the Variable Subscription Price; but limited at an aggregate monthly subscription amount at the Variable Subscription Price of \$150,000.
  - From 1 August 2024 until 21 December 2025, any subscriptions by Lind will be at the lesser of the Fixed Subscription Price and the Variable Subscription Price, and no limits will apply.

However during the period from 1 December 2023 to 31 July 2024, Lind has the ability to increase the aggregate monthly subscription amount at the Variable Subscription Price to \$500,000 on two occasions.
- Redemption: The Company can elect at any time during the Term to repay in full the then unused Advance Payment value, although it must first give Lind the ability to subscribe, in accordance with the Agreement for up to one-third of that amount.
- Other terms: as is customary with these types of arrangements, the Agreement contains typical investor protections such as negative covenants and representations and warranties.

Movement in financial liability:

	31 December 2023	30 June 2023
	\$	\$
Opening balance	-	-
Amount received net of commitment fee (1)	2,425,000	-
Finance cost	75,000	-
Net gain / (loss) on derivative	94,007	-
Cost of options issued	(892,392)	-
Repayments (2)	(150,000)	-
Closing balance	<u>1,551,615</u>	<u>-</u>

4. Financial liabilities (Continued)

- (1) The Company received from Lind Global \$2,425,000 in cash, net of \$75,000 commitment fee in two instalments. This amount is represented on the initial recognition as \$2,750,000 as it is the respective advanced payment credit.
- (2) This amount relates to repayment through issue of shares. Refer to Note 5.

5. Issued capital

	31 December 2023	30 June 2023
	\$	\$
Issued Capital	13,709,787	13,238,801
Capital raising cost	(1,343,004)	(1,343,004)
	<u>12,366,783</u>	<u>11,895,797</u>

Movement on share capital:

	Number	\$
Balance at 1 July 2022	114,334,727	8,557,077
Placement of shares on 24 February 2023	12,075,472	3,200,000
Additional placement of shares on 24 February 2023	503,844	133,519
Placement of shares on 27 April 2023	100,000	26,500
Shares issued in lieu of services on 25 May 2023	2,754,741	595,394
Shares issued in lieu of services on 30 June 2023	344,114	83,620
Capital raising costs	-	(700,313)
Balance at 30 June 2023	<u>130,112,898</u>	<u>11,895,797</u>
Balance at 1 July 2023	130,112,898	11,895,797
Placement of shares on 23 August 2023	6,500,000	-
Shares issued in lieu of services on 20 December 2023	1,554,048	320,986
Shares issued to Lind Global on 22 December 2023	1,250,000	150,000
Capital raising costs	-	-
Balance at 31 December 2023	<u>139,416,946</u>	<u>12,366,783</u>

## 6. Reserves

	31 December 2023	30 June 2023
	\$	\$
Share-based payments reserve	3,178,720	2,254,566
	<u>3,178,720</u>	<u>2,254,566</u>

Movement on reserves:

	Number	\$
Balance at 1 July 2022	16,450,000	1,536,847
Options issued	5,250,000	609,381
Options vested	-	108,338
Balance at 30 June 2023	<u>21,700,000</u>	<u>2,254,566</u>
Options issued	5,989,209	892,392
Options vested	-	31,762
Balance at 31 December 2023	<u>27,689,209</u>	<u>3,178,720</u>

## 7. Share-based payments

	Consolidated	
	Half-year to 31 December 2023	Half-year to 31 December 2022
	\$	\$
<i>Share-based payments expense</i>		
Related to options issued / vested *	31,762	167,892
Related to shares issued in lieu of cash **	320,986	-
	<u>352,748</u>	<u>167,892</u>

\* \$31,762 was recorded on share-based payment expense on the statement of profit or loss and other comprehensive income due to options issued on prior year and vested on the current period.

\*\* \$320,986 relates to shares issued to Raglan Drilling PTY Ltd for drilling services. These expenses were recorded as exploration and evaluation expenditure on the statement of profit or loss and other comprehensive income.

For personal use only

## 7. Share-based payments (continued)

On 17 November the Company issued 5,989,209 unlisted options to Lind Global as part of the Share subscription agreement (refer to Note 4) The unlisted options were priced using Black Scholes option pricing model.

The table below summarises the valuation inputs for the 5,989,209 unlisted options granted during the period and valued using the Black Scholes option model:

Grant date	15/11/2023
Grant date share price (cents) \$	\$0.210
Exercise price (cents) \$	\$0.208
No of options	5,989,209
Expiry date	17/11/2027
Vesting date	15/11/2023
Expected volatility	100%
Option life	4 years
Dividend yield	-
Risk-free interest rate	4.23%
Fair value per option \$	0.149

The following table shows a reconciliation of the outstanding share options granted as share-based payments at the beginning and end of the half-year period:

	Number of options	Weighted average exercise price
Balance at beginning of the period	21,700,000	0.42
Granted during the period	<u>5,989,209</u>	0.21
Balance at the end of the period	<u>27,689,209</u>	0.37
Balance of exercisable options at the end of the period *	<u>27,689,209</u>	

## 8. Dividends

No dividends were paid or are proposed to be paid to members during the period (31 December 2022: nil).

## 9. Contingent liabilities

The Group had no contingent liabilities as at 31 December 2023 (30 June 2023: Nil).

#### 10. Subsequent events

On 16 February 2024 the Company announced to the market that it has entered into a second drill for equity agreement with Raglan Drilling Pty Ltd (Agreement). The Agreement allows Nimy, at the Company's election, to satisfy up to 25% of drilling costs invoiced by Raglan Drilling through the issue of ordinary Nimy shares. Raglan have agreed to accept up to a maximum of \$500,000 of shares through this scheme, with shares subject to voluntary escrow for a period of 12 months from the date of each invoice. The issue price is to be determined by the 10-day volume weighted average price (VWAP) as traded on the ASX for 10 trading days immediately preceding the date of the invoice with share issues anticipated to be concluded under these arrangements by the end of June.

On 19 February 2024 the Company issued 1,006,662 shares to Raglan Drilling in lieu of services rendered, equivalent to \$90,188.

No other circumstance has arisen since 31 December 2023 that has significantly affected, or may significantly affect the Group's operations, the results of those operations, or the Group's state of affairs in future financial years.

For personal use only



## Directors' Declaration

In the directors' opinion:

- (a) The attached financial statements and notes comply with the Corporations Act 2001, Australian Accounting Standard AASB 134 'Interim Financial Reporting', the Corporations Regulations 2001 and other mandatory professional reporting requirements;
- (b) the attached financial statements and notes give a true and fair view of the Group's financial position as at 31 December 2023 and of its performance for the financial half-year ended on that date; and
- (c) There are reasonable grounds to believe that the Company will be able to pay its debts as and when they become due and payable.

Signed in accordance with a resolution of directors made pursuant to section 303(5)(a) of the Corporations Act 2001.

On behalf of the directors.



Luke Hampson  
Executive Director

Perth, 15 March 2024

For personal use only



RSM Australia Partners

Level 32, Exchange Tower  
2 The Esplanade Perth WA 6000  
GPO Box R1253 Perth WA 6844

T +61(0) 8 9261 9100  
F +61(0) 8 9261 9111  
www.rsm.com.au

## INDEPENDENT AUDITOR'S REVIEW REPORT TO THE MEMBERS OF NIMY RESOURCES LIMITED

### Report on the Half-Year Financial Report

#### *Conclusion*

We have reviewed the accompanying half-year financial report of Nimy Resources Limited (the Company) which comprises the consolidated statement of financial position as at 31 December 2023, the consolidated statement of profit or loss and other comprehensive income, consolidated statement of changes in equity and consolidated statement of cash flows for the half-year ended on that date, notes comprising a summary of significant accounting policies and other explanatory information, and the directors' declaration of the consolidated entity comprising the Company and the entities it controlled at the half-year end or from time to time during the half-year.

Based on our review, which is not an audit, we have not become aware of any matter that makes us believe that the half-year financial report of Nimy Resources Limited is not in accordance with the Corporations Act 2001 including:

- (a) giving a true and fair view of the consolidated entity's financial position as at 31 December 2023 and of its performance for the half-year ended on that date; and
- (b) complying with Accounting Standard AASB 134 Interim Financial Reporting and Corporations Regulations 2001.

#### *Basis for Conclusion*

We conducted our review in accordance with ASRE 2410 *Review of a Financial Report Performed by the Independent Auditor of the Entity*. Our responsibilities are further described in the Auditor's Responsibilities for the Review of the Financial Report section of our report. We are independent of the Company in accordance with the auditor independence requirements of the *Corporations Act 2001* and the ethical requirements of the Accounting Professional and Ethical Standards Board's APES 110 Code of Ethics for Professional Accountants (including Independence Standards) (the Code) that are relevant to our audit of the annual financial report in Australia. We have also fulfilled our other ethical responsibilities in accordance with the Code.

We confirm that the independence declaration required by the *Corporations Act 2001*, which has been given to the directors of Nimy Resources Limited, would be in the same terms if given to the directors as at the time of this auditor's review report.

### THE POWER OF BEING UNDERSTOOD AUDIT | TAX | CONSULTING

RSM Australia Partners is a member of the RSM network and trades as RSM. RSM is the trading name used by the members of the RSM network. Each member of the RSM network is an independent accounting and consulting firm which practices in its own right. The RSM network is not itself a separate legal entity in any jurisdiction.

RSM Australia Partners ABN 36 965 185 036

Liability limited by a scheme approved under Professional Standards Legislation

#### *Material Uncertainty Related to Going Concern*

We draw attention to Note 2 of the half-year financial report, which indicates that the consolidated entity incurred a loss of \$2,547,213 and had net cash used in operating activities of \$1,947,128 for the half-year ended 31 December 2023. As at that date, the consolidated entity had net current liabilities of \$633,901. These events or conditions, along with other matters as set forth in Note 2, indicate that a material uncertainty exists that may cast significant doubt on the consolidated entity's ability to continue as a going concern. Our conclusion is not modified in respect of this matter.

#### *Directors' Responsibility for the Half-Year Financial Report*

The directors of Nimy Resources Limited are responsible for the preparation of the half-year financial report that gives a true and fair view in accordance with Australian Accounting Standards and the *Corporations Act 2001* and for such internal control as the directors determine is necessary to enable the preparation of the half-year financial report that is free from material misstatement, whether due to fraud or error.


#### *Auditor's Responsibility for the Review of the Financial Report*

Our responsibility is to express a conclusion on the half-year financial report based on our review. We conducted our review in accordance with Auditing Standard on Review Engagements ASRE 2410 *Review of a Financial Report Performed by the Independent Auditor of the Entity*, in order to state whether, on the basis of the procedures described, we have become aware of any matter that makes us believe that the half-year financial report is not in accordance with the *Corporations Act 2001* including: giving a true and fair view of the consolidated entity's financial position as at 31 December 2023 and its performance for the half-year ended on that date; and complying with Accounting Standard AASB 134 *Interim Financial Reporting* and the *Corporations Regulations 2001*.

A review of a half-year financial report consists of making enquiries, primarily of persons responsible for financial and accounting matters, and applying analytical and other review procedures. A review is substantially less in scope than an audit conducted in accordance with Australian Auditing Standards and consequently does not enable us to obtain assurance that we would become aware of all significant matters that might be identified in an audit. Accordingly, we do not express an audit opinion.

A stylized, handwritten-style signature of the letters "RSM" in a dark grey or black ink.

RSM AUSTRALIA PARTNERS

A handwritten signature in dark ink, appearing to read "Tutu Phong", with a stylized flourish at the end.

TUTU PHONG  
Partner

Perth, WA  
Dated: 15 March 2024