For personal use only

WILDCAT
RESOURCES

Wildcat Resources Limited
ACN 098 236 938

Interim Financial Report for the Half-Year Ended 31 December 2023

Contents

Corporate Directory 2
Director's Report 3
Auditors' Independence Declaration 12
Condensed Consolidated Statement of Profit or Loss and Other Comprehensive Income 13
Condensed Consolidated Statement of Financial Position 14
Condensed Consolidated Statement of Changes in Equity 15
Condensed Consolidated Statement of Cash Flows 16
Directors' Declaration 32
Independent Auditor's Review Report to Members 33

For personal use only

Corporate Directory

Directors	**Jeff Elliott** (Non-Executive Chairman) **Ajanth Saverimutto** (Managing Director) **Matthew Banks** (Executive Director) **Samuel Ekins** (Technical Director)
Company Secretary	James Bahen
Registered Office and Principal Place of Business	Suite 3, Ground Floor, 16 Ord Street West Perth, WA 6005 Telephone: +61 8 6109 0104 Email: info@wildcatresources.com.au
Auditors	Hall Chadwick WA Audit Pty Ltd 283 Rokeby Road Subiaco, WA 6008
Solicitors	Thomson Geer Level 27, Exchange Tower 2 The Esplanade Perth WA 6000
Share Registry	Automic Share Registry Level 5, 191 St Georges Terrace Perth WA, 6000 Australian Telephone: 1300 288 644 International Telephone +61 2 9698 5414 www.automic.com.au
Securities Exchange Listing	Wildcat Resources Limited shares are listed on the Australian Securities Exchange (ASX) ASX Code: **WC8**
Website and Corporate Governance Statement	www.wildcatresources.com.au

For personal use only

Director's Report

The Directors hereby present their Interim Financial Report on Wildcat Resources Limited (ASX: WC8) (the '**Company**' or '**Wildcat**') and its subsidiaries for the half-year ended 31 December 2023.

DIRECTORS

Except as otherwise stated below, the following persons were Directors of Wildcat Resources Limited during the whole of the half-year and up to the date of this Report as shown below:

Director	Title	Appointment Date	Resignation Date
Jeff Elliott	Non-Executive Chairman	18-Jun-2021	-
Ajanth (AJ) Saverimutto[1]	Managing Director	07-Sep-2023	-
Matthew Banks	Executive Director	27-Dec-2019	-
Samuel Ekins[2]	Technical Director	30-Nov-2022	-
Alex Hewlett	Non-Executive Director	27-Dec-2019	5-Jan-2024

[1]Appointed 7 September 2023 as Non-Executive Director, transitioned to Managing Director on 5 February 2024.
[1]Appointed 30 November 2022 as Managing Director, transitioned to Technical Director on 5 February 2024.

COMPANY SECRETARY

Company Secretary	Title	Appointment Date	Resignation Date
James Bahen	Company Secretary	05-Jun-2020	-

Principal Activities

Wildcat has two major projects within Australia (Figure 1). The flagship asset is the Tabba Tabba Lithium-Tantalum Project located in the Pilbara region of WA that was acquired in 2023. The Mount Adrah Gold Project is located in NSW and is an exploration-stage project that the Company will continue to assess during 2024.

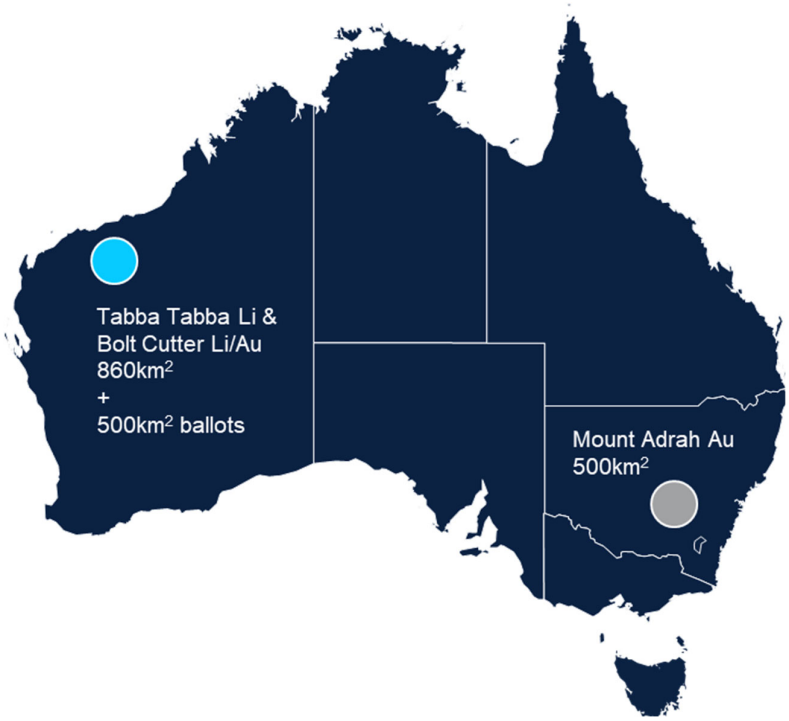

Figure 1 -Location of Wildcat's major projects

For personal use only

Review of Operations

TABBA TABBA LITHIUM-TANTALUM PROJECT - Pilbara, WA

On 17 May 2023, Wildcat announced a binding agreement to acquire 100% of the Tabba Tabba Lithium-Tantalum Project from Global Advanced Metals ("GAM"). All conditions precedent for the Tabba Tabba acquisition were satisfied in the December quarter with ownership transferred to Wildcat accordingly.

Tabba Tabba is an advanced lithium and tantalum exploration project that is located on granted Mining Leases just 80km by road from the Port Hedland port, Western Australia. It is near some of the world's largest hard-rock lithium mines (47km by road from the 414Mt Pilgangoora Project and 87km by road to the 259Mt Wodgina Project) (Figure 2).

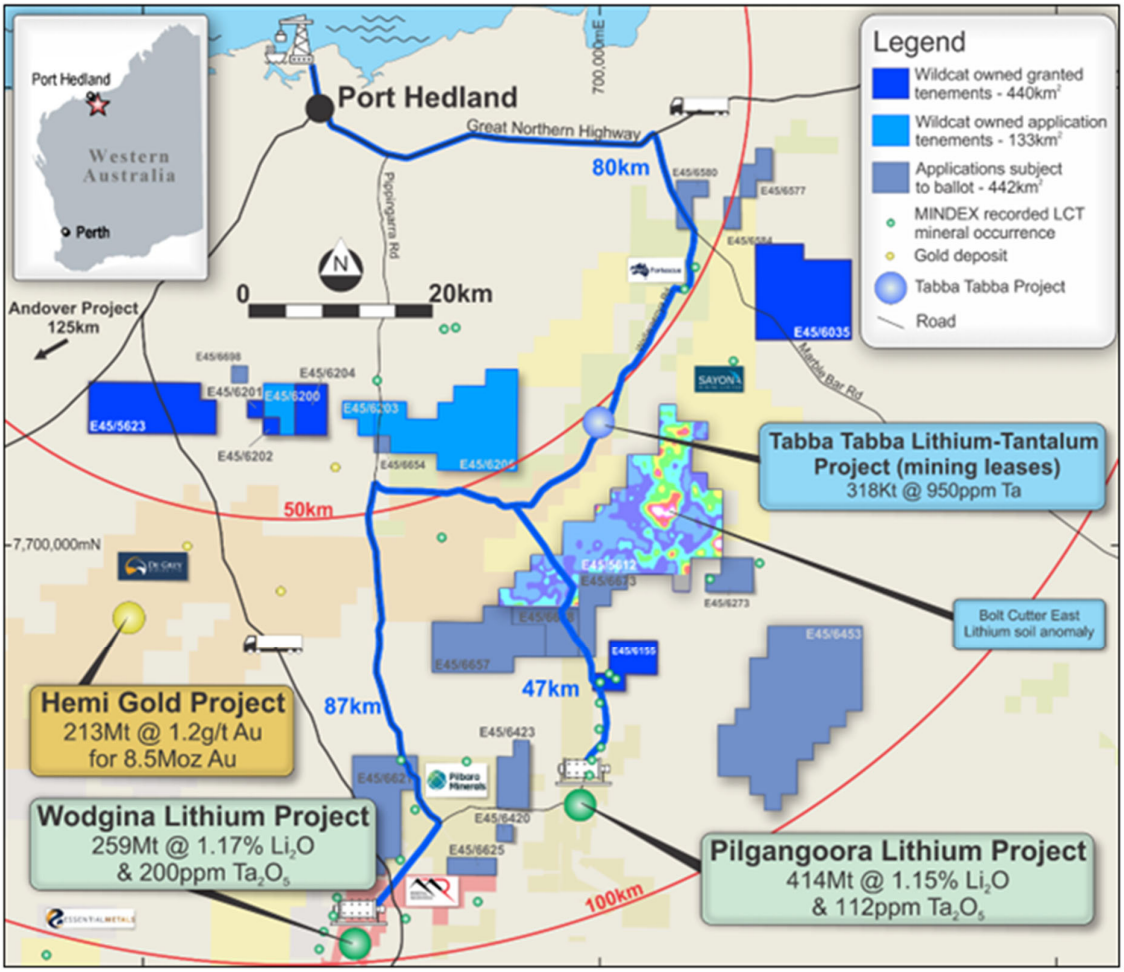

Figure 2 - Location of the Tabba Tabba Project

The Tabba Tabba project was one of four significant Lithium-Caesium-Tantalum ("LCT") pegmatite projects in WA, previously owned by Sons of Gwalia. The others were Greenbushes, Pilgangoora and Wodgina which are now globally significant Tier-1 hard-rock lithium mines. Tabba Tabba is the last of these assets to be explored for lithium mineralisation. The pegmatites at Pilgangoora, Wodgina & Tabba Tabba were mapped in the 1980's by geologists from Pancontinental Mining Ltd as simple albite type pegmatites, more recently, the industry now classifies these as albite-spodumene type pegmatites.

Tabba Tabba hosts the high-grade Tabba Tabba Tantalum Deposit, with a Mineral Resource estimate of 318Kt at 950ppm Ta_2O_5 for 666,200lbs Ta_2O_5 (Figure 2). However, the project has never seen focused lithium exploration until Wildcat's acquisition and its recent exploration programs.

TABBA TABBA EXPLORATION ACTIVITIES

Wildcat's RC drilling began in July 2023 and initially targeted the pegmatite in the northernmost part of the leases - "The Hutt" prospect – which was previously the only area outside of the high-grade Tabba Tabba tantalum deposit to have been drilled historically (comprising four fixed depth, vertical, sterilisation drill holes).

For personal use only

The sterilisation drilling noted above returned high-grade lithium intercepts, including 8m at 1.42% Li2O from 4m (TDRC02), 16m at 0.9% Li2O from 10m (TDRC03) and 1m at 2.00% Li2O from 40m to EOH (TDRC04). Furthermore, initial rock chip data collected by Wildcat identified surface lithium grades >3.5% Li_2O. In addition, the Company was aware of Fortescue Metals Group's discovery of lithium mineralisation to the north[1].

By mid-September 2023, Wildcat had drilled 87 RC drill holes for 15,142m, with the majority of this targeting the northern (The Hutt and Han prospects) and the central (Leia and Chewy prospects) pegmatite clusters. On 18 September 2023, Wildcat received assay results for the first batch of 21 RC drill holes and announced a major lithium discovery at Tabba Tabba, with thick and high-grade intersections from both the northern and central pegmatite clusters.

The results announced included 85m at 1.1% Li_2O from surface and 218m at 0.8% Li_2O (both intercepts are down hole lengths) into what would become the Leia pegmatite. Wildcat continued to intensify its exploration efforts by mobilising additional rigs to Tabba Tabba. Due to their greater size and potential for a large-scale lithium deposit (in particular the **Leia Prospect**), drilling was focused on the central cluster of mineralised pegmatites.

Wildcat completed nearly 43,000m of drilling at Tabba Tabba by the end of 2023.

The exciting Leia Pegmatite is one of six significant prospects (Leia, Boba, Chewy, Tabba Tabba Ta, Han and The Hutt) within the 3.2km long outcropping LCT pegmatite field (see Figure 3 & 4 below). The Leia pegmatite is now over 2.2km long, with mineralisation from surface and continuing at depth with the thickest intercept to date 180m @ 1.1% Li_2O (announced 6 November 2023)

All the pegmatite prospects at Tabba Tabba remain open in all directions.

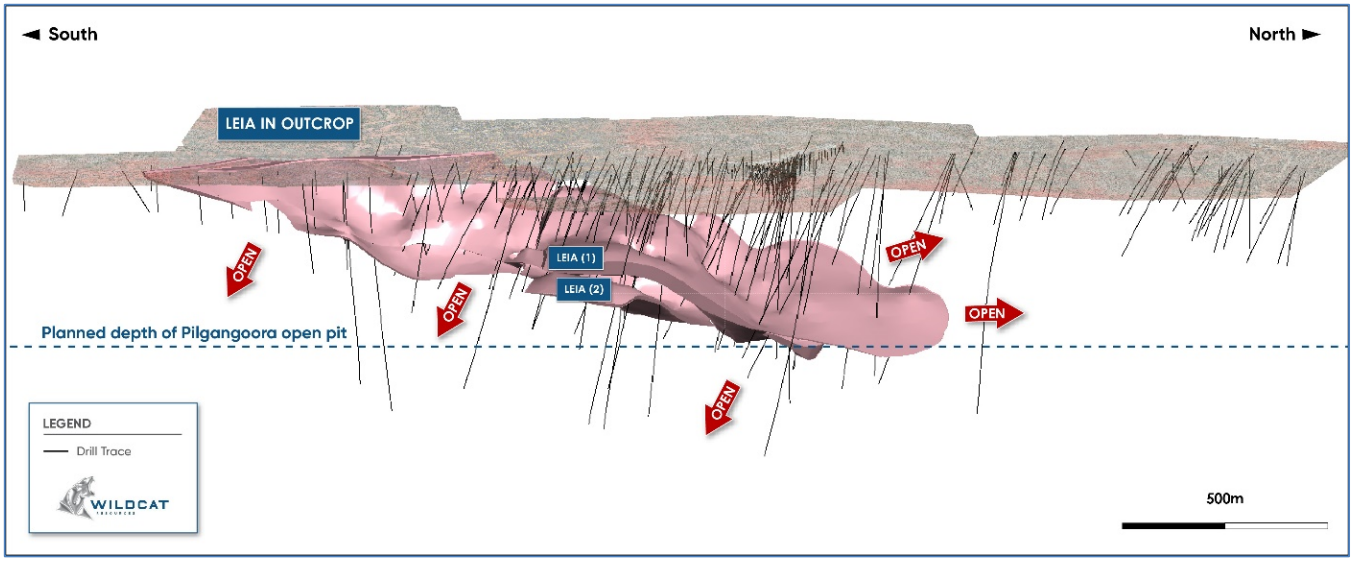

Figure 3 - Isometric view of the evolving geological model for the Leia Pegmatite (red). Note pegmatite wireframes for the Han, The Hutt, Tabba Tabba Ta, Chewy and Boba prospects are not shown due to their limited drilling and for illustrative clarity. The view is looking down towards the west.

The Company's drilling programs have yielded many significant intersections highlighting the potential scale of the deposit. Leia is emerging as a Tier-1 lithium pegmatite. Some of the best intercepts from Leia announced to date include:

- 180m @ 1.1% Li_2O from 206m (TARC148) (est. true width)
- 119.2m @ 1.0% Li_2O from 334.3m (TADD010) (est. true width)
- 99.0m @ 1.2% Li_2O from 207.0m (TARC234D) (est. true width)
- 85m at 1.5% Li_2O from 133m (TARC128) (est. true width)
- 85m at 1.3% Li_2O from 167m (TARC144) (est. true width)
- 73m at 1.1% Li_2O from 266m (TARC246) (est. true. width)
- 70m at 1.0% Li_2O from 183m (TARC145) (est. true width)
- 69.9m @ 1.2% Li_2O from 399.0m (TARC245D) (est. true width)
- 64.4m @ 1.3% Li_2O from 225.0m (TARC154AD) (est. true width)
- 60.3m at 1.4% Li_2O from 297.8m (TARC161AD) (est. true width)
- 52m at 1.3% Li_2O from 117m (TARC131) (est. true width)
- 45m at 1.1% Li_2O from 24m (TARC150) (est. true width)

[1] ASX Announcement 17 May 2023: https://www.investi.com.au/api/announcements/wc8/4788276b-630.pdf

For personal use only

- 44.7m at 1.3% Li_2O from 406.3m (TARC264D) (est. true width)
- 40m at 1.2% Li_2O from 135m (TARC137) (est. true width)
- 39m at 1.4% Li_2O from 271m (TARC147) (est. true width)

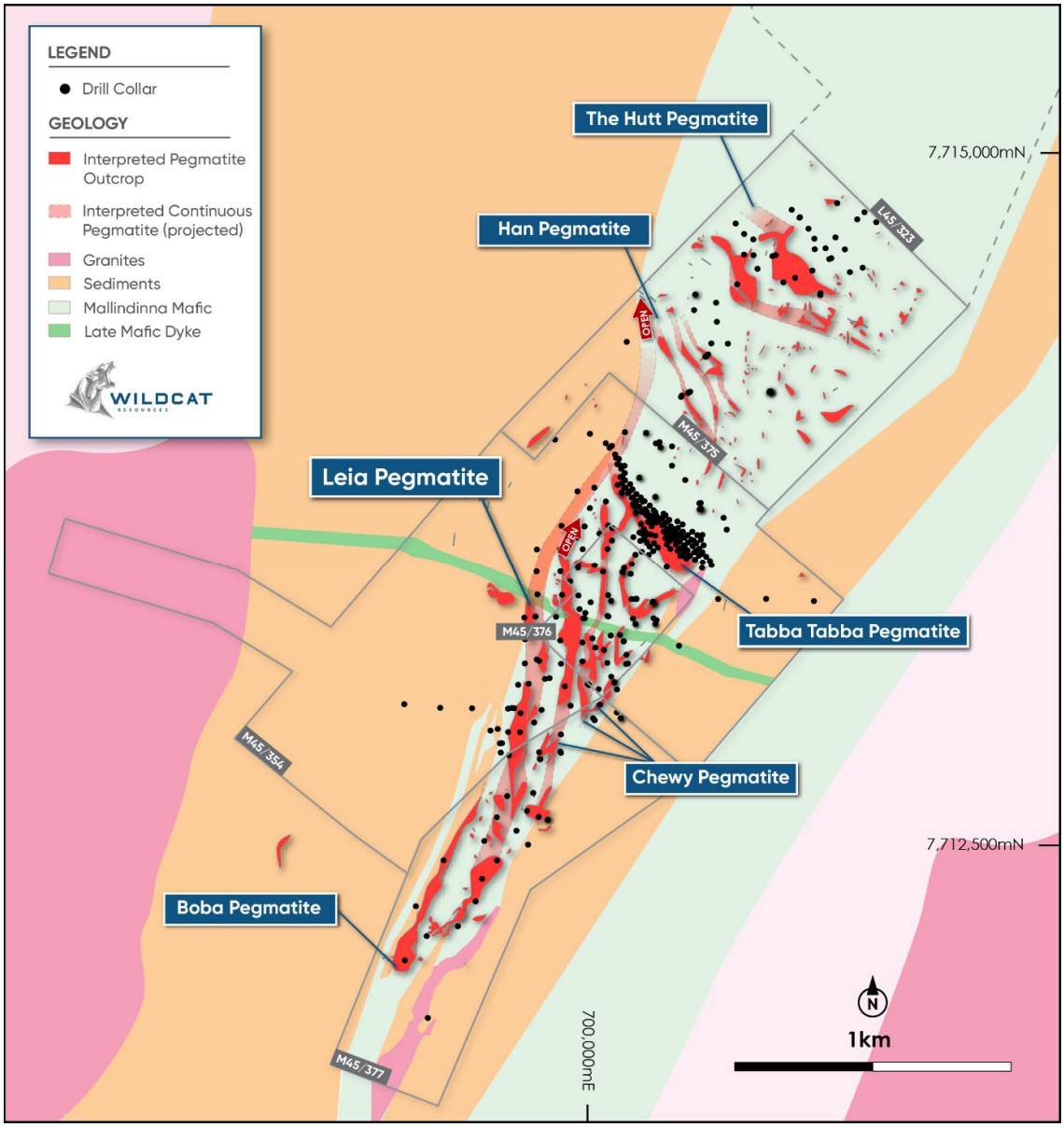

Figure 4 - Plan map of the Tabba Tabba pegmatite field showing outcropping pegmatites in dark red, the projection of the pegmatites in transparent red and the location of drill collars drilled to date.

MINERALOGY

Prior to Wildcat, very limited lithium related mineralogical work had been completed at Tabba Tabba due to the past focus on the high-grade tantalum mineralisation. On commencement of RC drilling by Wildcat, little to no lepidolite was logged at any of the major pegmatite prospects. A handheld Laser Induced Breakdown Spectroscopy (**LIBS**) analyser was used to help identify lithium minerals and select samples for laboratory mineralogical analysis. Samples from an RC drill hole were dispatched for Fourier-transform infra-red (FTIR) mineral analysis and 26 samples were dispatched for X-Ray Diffraction (XRD) mineral analysis in September 2023.

Results from the test of the Fourier-transform infra-red (FTIR) analysis method on samples of pegmatite from an RC drill hole at Leia (TARC131, 52m at 1.3% Li_2O from 117m) suggested spodumene as the dominant lithium mineral (see ASX announcement 23 October 2023). Although the FTIR method has much faster turnaround times than XRD analysis and is substantially cheaper, there was limited reporting of its application in LCT pegmatites. Therefore, FTIR was trialed on samples from just one hole (TARC131) until the reliability of the technique could be checked via comparison with the XRD results which confirmed spodumene. Upon

For personal use only

For personal use only

review of the XRD results and favourable comparison with the FTIR results, the Company commenced a larger program of FTIR analysis on assay pulps to obtain a high-resolution mineralogical model of all the pegmatites at Tabba Tabba.

The XRD sampling was undertaken to Identify the dominant ore and gangue mineral species and to validate geological logging, including spodumene observations based on mineral fluorescence under ultra-violet light, and to build on the geological knowledge for the Project.

Of the 10 XRD samples taken from Leia (Table 1), which ranged in grade from 0.67% Li_20 to 4.27% Li_20, the only significant lithium mineral species identified was spodumene. After the typical gangue mineral of quartz (average of 32% across the samples), spodumene was the next most abundant mineral averaging ~30% across the Leia samples. This was followed by Na-feldspar plagioclase (average of 29% across the Leia XRD samples). The remaining 9% of rock mass on average is comprised of K-feldspar orthoclase, biotite, muscovite and amphiboles.

The XRD results at Leia are very positive given the abundance of spodumene, simplicity of mineralogy (>90% of the rock mass in just three mineral groups) and less than 5% muscovite in all samples. This supports other data (FTIR) and observations (UV light and geological logging) that the lithium at Leia is predominantly hosted by simple, spodumene mineralised pegmatites.

Table 1: Leia XRD Results sorted by Li_2O% grade simplified for the three most abundant minerals (plagioclase and orthoclase combined as feldspar) and rounded to the nearest whole number. Complete results are provided in the ASX release dated 24 January 2024.

Sample ID	Hole ID	From	To	Li_2O	Spodumene	Quartz	Feldspar	Other
TBRC20654	TARC128	206	207	4.27	55	39	5	1
TBRC06750	TARC086	50	51	3.94	53	39	5	3
TBRC19605	TARC123	149	150	2.46	37	29	26	8
TBRC04842	TARC023	162	163	2.55	31	33	30	6
TBRC20906	TARC144	230	231	2.58	29	34	31	6
TBRC14685	TARC142	99	100	2.51	26	34	34	6
TBRC21513	TARC145	218	219	2.09	25	32	35	7
TBRC20438	TARC132	326	327	1.78	24	32	38	6
TBRC07094	TARC089	198	199	1.52	13	21	60	6
TBRC15165	TARC151	207	208	0.67	8	24	64	4
Averages				**2.44**	**30**	**32**	**33**	**5**

TABBA TABBA – NEXT STEPS

Subsequent to the half-year ended December 2023, Wildcat announced a 100,000 metre drilling program over the first half of 2024. This drilling program and other key next steps towards project evaluation and development include:

- Mobilise additional drill rigs to Tabba Tabba, with six planned to be on site in 2024
- Continued drilling to find extensions at Leia, which remains open along strike and at depth
- Infill drilling at Leia for resource definition
- Resume exploration drilling targeting Boba, Han, Chewy & The Hutt pegmatites
- Expand the mineralogical sampling program using the faster and more cost-effective FTIR analysis method to inform targeting and refine the exploration model
- Progress permitting and evaluation studies for Tabba Tabba.

BOLT CUTTER PROJECT – Mallina Basin, Pilbara, WA

The Company applied for tenements E45/6654, E45/6657, E45/6673, E45/6698, E45/6771, E45/6774, E45/6825, E45/6831, E45/6836, E45/6841, E45/6846, and E45/6851 totaling 217km^2 in area. The tenement applications are subject to a ballot. E45/6836 and E45/6846 straddle the Wodgina-Stelley Fault in Mallina Basin rocks proximal and adjacent Split Rock Supersuite Granite (considered to be the source rock for LCT pegmatites in the region). E45/6831, E45/6825, E45/6841, and E45/6851 surround Bolt Cutter East on the margin of Split Rock Supersuite Granite and Mallina Basin rocks; and E45/6771 and E45/6774 are hosted in Split Rock Supersuite Granite parallel and proximal to the Berghaus Shear along trend from recorded tantalum workings. All the applications are considered prospective for LCT pegmatites.

The Company finalised an agreement with Strelley Pastoral Company to acquire a 100% interest in the 102km^2 Scotties Well E45/6039 tenement, located 15km northeast of Wildcat's Bolt Cutter East tenement E45/5612 and 20km northeast of the Tabba Tabba Lithium Project.
Wildcat's tenement holding (now comprising 646km^2 of 100%-owned tenements and applications, and 515km^2 of applications subject to a ballot) in the Pilbara is shown on Figure 5, showing proximity to Split Rock Super Suite Granites (which are interpreted to be the source rocks for LCT pegmatites in the region) and major structures defining a prospective LCT corridor. A prospective gold corridor is associated with the Berghaus Shear along trend form De Grey Mining's Hemi Gold Project (8.5Moz Au).

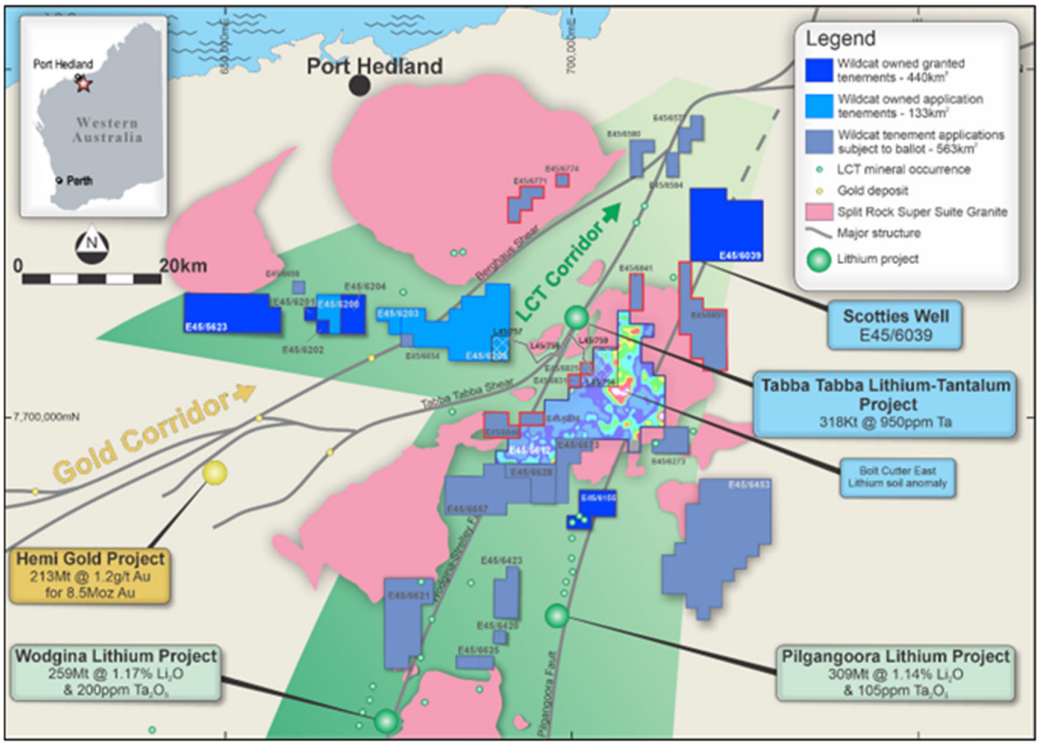

Figure 5: Location of the Bolt Cutter tenement package showing major deposits and LCT prospectivity related to the Split Rock Supersuite Granites (pink). New applications made during the half-year are highlighted red.

MT ADRAH GOLD PROJECT - NSW

Wildcat holds the Mount Adrah Gold Project ("Mount Adrah"), a highly prospective 500km^2 tenement package located within the well-endowed Lachlan Orogen region in NSW. The project includes the Hobbs Pipe gold deposit which has a Mineral Resource estimate of 20.5Mt @ 1.1g/t Au for 770,000 oz of contained gold. Hobbs Pipe is a monzodiorite-hosted intrusion-related gold system (IRGS) with similarities to the IRGS that occur in the Alaskan Tintina Province, which includes the 16Moz Fort Knox Gold Mine.

In the December quarter, an environmental audit was undertaken at the Mt Adrah Project with the Company being found to be fully compliant by the NSW Resource Regulator.

As noted in the ASX Announcement dated 17 January 2024, the Company continued project generation activities including tenement monitoring, and evaluation of projects for joint venture, acquisition, or divestment. The Company made applications for further tenements proximal to its early-stage Tirrawarra and Lawson Well projects, both located in WA.

Corporate Activities

CAPITAL RAISE

During the quarter, the Company raised $100M (before costs) via an oversubscribed share placement by issuing 131,578,948 placement shares using its 15% placement capacity under ASX Listing Rule 7.1.

APPOINTMENT OF MANAGINING DIRECTOR AND STRENGTHING OF LEADERSHIP TEAM

Post half-year end, the Company appointed Ajanth Saverimutto as Managing Director (commencing 5 February 2024) and Tim Manners as Chief Financial Officer (commencing 29 January 2024). Incumbent Managing Director Mr. Samuel Ekins transitioned to Executive Technical Director (Effective 5 February 2024).

For personal use only

NEW SUBSTANTIAL SHAREHOLDER

Wildcat welcomed Mineral Resources Limited (ASX: MIN) as a new substantial shareholder during the half year, disclosing a holding of ordinary shares in Wildcat representing 19.9% of Wildcat's total issued shares. The investment by Mineral Resources provided validation of the potential of the Tabba Tabba Lithium Project. Mineral Resources owns 50% of the giant 259Mt Wodgina Lithium Project, located only 87km by road from Tabba Tabba.

S&P DJI ASX 300 INDEX

Subsequent to the half-year period, Wildcat was elevated into S&P/ASX 300 Index as a result of the March quarterly review of indices.

COMPETENT PERSON'S STATEMENT

The information in this report that relates to Exploration Results and Mineral Resources is based on, and fairly represents, information compiled by Samuel Ekins, a Competent Person who is a Member of the Australian Institute of Mining and Metallurgy (AusIMM). Mr. Ekins is a full-time employee of Wildcat Resources Limited. Mr. Ekins has sufficient experience that is relevant to the styles of mineralisation and types of deposits under consideration, and to the activity being undertaken to qualify as a Competent Person as defined in the 2012 Edition of the JORC Code. Mr. Ekins consents to the inclusion in the report of the matters based on his information in the form and context in which it appears.

ASX LISTING RULE INFORMATION

The company confirms that it is not aware of any new information or data that materially affects the information included in the original market announcements and, in the case of estimates of Mineral Resources, that all material assumptions and technical parameters underpinning the estimates in the original market announcements continue to apply and have not materially changed. The company confirms that the form and context in which the competent persons findings have not been materially modified from the original announcement.

FORWARD LOOKING STATEMENTS

This document may contain "forward-looking statements" and other forward-looking information based on the Group's expectations, estimates and projections as of the date on which the statements were made. This forward-looking information includes, among other things, statements with respect to the Group's business strategy, plan, development, objectives, performance, outlook, growth, cash flow, projections, targets and expectations, Mineral Resources and results of exploration. Generally, this forward-looking information can be identified by the use of forward-looking terminology such as 'outlook', 'anticipate', 'project', 'target', 'likely',' believe', 'estimate', 'expect', 'intend', 'may', 'would', 'could',' should', 'scheduled', 'will', 'plan', 'forecast', 'evolve' and similar expressions. Persons reading this document are cautioned that such statements are only predictions, and that the Group's actual future results or performance may be materially different. Forward-looking information is subject to known and unknown risks, uncertainties and other factors that may cause the Group's actual results, level of activity, performance or achievements to be materially different from those expressed or implied by such forward-looking information. Forward-looking information is developed based on assumptions about such risks, uncertainties and other factors, including but not limited to general business, economic, competitive, political and social uncertainties; the actual results of current exploration activities; conclusions of economic evaluations; changes in project parameters as plans continue to be refined; future commodity prices; possible variations of ore grade or recovery rates; failure of plant, equipment or processes to operate as anticipated; accident, labour disputes and other risks of the mining industry; and delays in obtaining governmental approvals or financing or in the completion of development or construction activities. This list is not exhaustive of the factors that may affect our forward-looking information. These and other factors should be considered carefully and readers should not place reliance on such forward-looking information. Recipients of this document must make their own investigations and inquiries regarding all assumptions, risks, uncertainties and contingencies which may affect the future operations of the Group and the Group's securities. The Group disclaims any intent or obligations to or revise any forward-looking statements whether as a result of new information, estimates, or options, future events or results or otherwise, unless required to do so by law.

For personal use only

For personal use only

Convertible Securities

Options

At the date of this report, unissued shares of the Group under option are:

ASX	Number of Securities	Exercise Price	Number Vested & Exercisable	Expiry Date
AF	45,000,000	Various	45,000,000	Various
AT	5,000,000	$0.410	-	07-Sep-2028
AU	250,000	$0.250	-	07-Sep-2025
AV	700,000	$0.470	-	07-Sep-2025
AY	250,000	$0.950	-	12-Dec-2025
AP	3,000,000	$0.050	3,000,000	28-Dec-2025
AQ	3,000,000	$0.075	3,000,000	28-Dec-2025
AR	4,500,000	$0.100	4,500,000	28-Dec-2025
	61,700,000		**55,500,000**	

***Performance* Rights**

At the date of this report, unissued shares of the Group pursuant to performance rights issued to incentivise its directors, employees and other vendors are:

ASX	Number of Securities	Grant Date	Number Vested & Exercisable	Expiry Date
AS	7,500,000	18-Aug-23	7,500,000	18-Aug-28
AX	30,000,000	06-Nov-23	30,000,000	07-Nov-27
AA	210,620,171	Various	-	Various
AW	22,500,000	14-Jul-23	22,500,000	13-Oct-28
	270,620,171		**60,000,000**	

FINANCIAL REVIEW

	31-Dec-23 $	31-Dec-22 $
Losses from ordinary activities after income tax	(6,244,947)	(1,019,052)
Loss per share for losses attributable to the ordinary equity holders of the company	(0.72)	(0.16)

The Company had cash and cash equivalents of $94,161,708 on hand as at 31 December 2023 (30 June 2023: $8,818,981).

SUBSEQUENT EVENTS

Post half-year end, the Company appointed Ajanth Saverimutto (AS) as Managing Director (commencing 5 February 2024) and Tim Manners (TM) as Chief Financial Officer (commencing 29 January 2024). Commensurate with the appointments, 8,000,000 and 6,400,000 unlisted performance rights were granted to Mr. Saverimutto (subject to shareholder approval, received 21 December 2023) and Mr. Manners respectively with below vesting conditions:

i. Rights 1 - 1,000,000 (AS) and 800,000 (TM) unlisted performance rights vesting on or before 60 months from issue subject to the 30-day VWAP of the Company's Shares exceeding $1.00 (Tranche A & B), and continuous service of the Executive in the position from the commencement date until the date that is 12 months (Tranche A) and 24 months (Tranche B) thereafter

ii. Rights 2 - 1,000,000 (AS) and 800,000 (TM) unlisted performance rights vesting on or before 60 months from issue subject to the 30-day VWAP of the Company's Shares exceeding $1.25 (Tranche A & B), and continuous service of the Executive in the position from the commencement date until the date that is 12 months (Tranche A) and 24 months (Tranche B) thereafter

iii. Rights 3 - 1,000,000 (AS) and 800,000 (AJ) unlisted performance rights vesting on or before 60 months from issue subject to the 30-day VWAP of the Company's Shares exceeding $2.00 (Tranche A & B), and continuous service of the Executive in the position from the commencement date until the date that is 12 months (Tranche A) and 24 months (Tranche B) thereafter

iv. Rights 4 - 1,000,000 (AS) and 800,000 (TM) unlisted performance rights vesting on or before 60 months from issue subject to the Company announcing a Mineral Resource estimate greater than 50Mt at 1% Li20 at the Tabba Tabba Project (Tranche A and B) and continuous service of the Executive in the position from the commencement date until the date that is 12 months (Tranche A) and 24 months (Tranche B) thereafter.

v. Rights 5 - 1,000,000 (AS) and 800,000 (TM) unlisted performance rights vesting on or before 60 months from issue subject to the Company announcing a Mineral Resource estimate greater than 100Mt at 1% Li20 at the Tabba Tabba Project (Tranche A and B) and continuous service of the Executive in the position from the commencement date until the date that is 12 months (Tranche A) and 24 months (Tranche B) thereafter.

vi. Rights 6 - 1,000,000 (AS) and 800,000 (TM) unlisted performance rights vesting on or before 60 months from issue subject to the Company announcing completion of Pre-Feasibility Study in respect of the Tabba Tabba Project (Tranche A and B) and continuous service of the Executive in the position from the commencement date until the date that is 12 months (Tranche A) and 24 months (Tranche B) thereafter.

vii. 1,000,000 (AS) and 800,000 (TM) unlisted performance rights vesting on or before 60 months from issue subject to the Company announcing receipt of mining approval in relation to the Tabba Tabba Project in accordance with Part IV of the Environmental Protection Act 1986 (Tranche A and B) and continuous service of the Executive in the position from the commencement date until the date that is 12 months (Tranche A) and 24 months (Tranche B) thereafter.

viii. Rights 8 - 1,000,000 (AS) and 800,000 (TM) unlisted performance rights vesting on or before 60 months from issue subject to the Company announcing commercial production of spodumene concentrate from the Tabba Tabba Project (Tranche A and B) and continuous service of the Executive in the position from the commencement date until the date that is 12 months (Tranche A) and 24 months (Tranche B) thereafter.

On 5 January 2024, the company announced the resignation of Alex Hewlett as non-executive Director.

There were no other subsequent events that required adjustment to or disclosure in the interim financial report.

AUDITORS' INDEPENDENCE DECLARATION

A copy of the auditor's independence declaration as required under section 307C of the Corporations Act 2001 is set out on page 12.

This report is signed in accordance with a resolution of the Board of Directors.

Jeff Elliott
Non-Executive Chairman
Dated 15 March 2024

For personal use only

For personal use only

To the Board of Directors

AUDITOR'S INDEPENDENCE DECLARATION UNDER SECTION 307C OF THE CORPORATIONS ACT 2001

As lead audit director for the review of the financial statements of Wildcat Resources Limited for the half-year ended 31 December 2023, I declare that to the best of my knowledge and belief, there have been no contraventions of:

- the auditor independence requirements of the *Corporations Act 2001* in relation to the review; and
- any applicable code of professional conduct in relation to the review.

Yours Faithfully,

HALL CHADWICK WA AUDIT PTY LTD

D M BELL CA
Director

Dated this 15th day of March 2024
Perth, Western Australia

Condensed Consolidated Statement of Profit or Loss and Other Comprehensive Income

For the half-year ended 31 December 2023

	Notes	31-Dec-23 $	31-Dec-22 $
Income			
Other Income		-	121
Total Income		**-**	**121**
Expenses			
Corporate & administrative expenses		(631,770)	(259,358)
Employee benefits expense		(256,468)	(334,253)
Public relations & marketing expenses		(373,461)	(46,166)
Share based payments	18	(5,359,840)	(311,676)
Impairment expense		(40,171)	(77,771)
Depreciation		(45,620)	(17,990)
Total Expenses		**(6,707,330)**	**(1,047,214)**
Operating Loss		**(6,707,330)**	**(1,047,093)**
Finance Income		468,549	28,950
Finance Costs		(6,166)	(909)
Net Finance Income		**462,383**	**28,041**
Loss before income tax from continuing operations		**(6,244,947)**	**(1,019,052)**
Income tax (expense)		-	-
Loss for the half-year from continuing operations		**(6,244,947)**	**(1,019,052)**
Total comprehensive loss attributable to owners of the company		**(6,244,947)**	**(1,019,052)**
Loss per share			
Basic and diluted loss for the year attributable to ordinary equity holders of the parent (cents)		**(0.72)**	**(0.16)**
Loss per share for continuing operations			
Basic and diluted loss for the year attributable to ordinary equity holders of the parent (cents)		**(0.72)**	**(0.16)**

The above condensed consolidated statement of profit or loss and other comprehensive income should be read in conjunction with the accompanying notes.

For personal use only

WILDCAT RESOURCES

Condensed Consolidated Statement of Financial Position

As at 31 December 2023

	Notes	31-Dec-23 $	30-Jun-23 $
Assets			
Current Assets			
Cash and cash equivalents	5	94,161,708	8,818,981
Trade and other receivables	6	2,048,646	332,893
Total Current Assets		**96,210,354**	**9,151,874**
Non-Current Assets			
Exploration and evaluation assets	8	158,790,548	5,953,964
Property, plant and equipment	9	653,084	129,851
Right-of-use assets	10	584,454	16,600
Total Non-Current Assets		**160,028,086**	**6,100,415**
Total Assets		**256,238,440**	**15,252,289**
Liabilities			
Current Liabilities			
Trade and other payables	11	2,208,960	263,865
Application funds received in advance	12	-	5,239,988
Lease liability	10	125,650	18,161
Total Current Liabilities		**2,334,610**	**5,522,014**
Non-Current Liabilities			
Lease liability	10	470,445	-
Total Non-Current Liabilities		**470,445**	**-**
Total Liabilities		**2,805,055**	**5,522,014**
Net Assets		**253,433,385**	**9,730,275**
Equity			
Issued share capital	13	225,011,715	43,626,063
Share-based payments reserve	14	69,127,005	564,600
Accumulated losses	15	(40,705,335)	(34,460,388)
Total Equity		**253,433,385**	**9,730,275**

The above condensed consolidated statement of financial position should be read in conjunction with the accompanying notes.

For personal use only

For personal use only

Condensed Consolidated Statement of Changes in Equity

For the half-year ended 31 December 2023

	Issued share capital $	Share-based payments reserve $	Accumulated losses $	Total Equity $
Balance as at 1 July 2022	**42,946,348**	**867,148**	**(33,402,270)**	**10,411,226**
Loss for the half-year			(1,019,052)	**(1,019,052)**
Total comprehensive loss for the period	**-**	**-**	**(1,019,052)**	**(1,019,052)**
Transactions with owners in their capacity as owners				
Transfers from conversion of performance rights	70,850	(70,850)	-	**-**
Exercise of options	256,250	-	-	**256,250**
Transfer from the expiry of options	-	(561,226)	561,226	**-**
Share based payments	-	311,676	-	**311,676**
Costs of shares issued	(4,129)	-	-	**(4,129)**
Balance as at 31 December 2022	**43,269,319**	**546,748**	**(33,860,096)**	**9,955,971**
Balance as at 1 July 2023	**43,626,063**	**564,600**	**(34,460,388)**	**9,730,275**
Loss for the half-year	**-**	**-**	(6,244,947)	**(6,244,947)**
Total comprehensive loss for the period	-	-	**(6,244,947)**	**(6,244,947)**
Transactions with owners in their capacity as owners				
Shares issued during the period	107,000,000	-	-	107,000,000
Tabba Tabba consideration shares/options	78,664,205	63,367,084	-	142,031,289
Tenement acquisition consideration shares	75,000	-	-	75,000
Transfer from exercise of performance rights	-	-	-	-
Exercise of options	92,334	-	-	92,334
Share based payments	143,000	5,216,840	-	5,359,840
Costs of shares issued	(4,588,887)	(21,519)	-	(4,610,406)
Balance as at 31 December 2023	**225,011,715**	**69,127,005**	**(40,705,335)**	**253,433,385**

The above condensed consolidated statement of changes in equity should be read in conjunction with the accompanying notes.

Condensed Consolidated Statement of Cash Flows

For the half-year ended 31 December 2023

	31-Dec-23 $	31-Dec-22 $
Cash flows from operating activities		
Payments to suppliers and employees	(3,318,390)	(573,839)
Interest received	468,549	28,950
Interest paid	(6,166)	-
Net cash outflow from operating activities	**(2,856,007)**	**(544,889)**
Cash flows from investing activities		
Tenement acquisitions	(25,000)	-
Payments for exploration and evaluation	(8,572,488)	(478,091)
Purchase of plant and equipment	(424,299)	-
Net cash outflow from investing activities	**(9,021,787)**	**(478,091)**
Cash flows from financing activities		
Proceeds from issue of ordinary shares	101,760,016	256,250
Proceeds from the exercise of options	92,334	-
Principal payments of Lease Liability	(21,418)	(15,211)
Share issue costs	(4,610,411)	(4,129)
Net cash inflow from financing activities	**97,220,521**	**236,910**
Net increase / (decrease) in cash and cash equivalents	**85,342,727**	**(786,070)**
Cash and cash equivalents at the beginning of the financial period	8,818,981	6,081,111
Cash and cash equivalents at the end of the financial period	**94,161,708**	**5,295,041**

The above condensed consolidated statement of cash flows should be read in conjunction with the accompanying notes.

For personal use only

1. CORPORATE INFORMATION

Wildcat Resources Limited (the "Company" or "Wildcat") is a for-profit company limited by shares, incorporated and domiciled in Australia whose shares are publicly listed on the ASX (ASX Code: WC8). The Group's principal activity is that of mineral exploration and evaluation of new and existing projects in Australia.

2. BASIS OF PREPARATION AND SIGNIFICANT ACCOUNTING POLICIES

Statement of Compliance

These general-purpose financial statements for the half-year reporting period ended 31 December 2023 have been prepared in accordance with Australian Accounting Standard AASB 134 'Interim Financial Reporting' and the Corporations Act 2001, as appropriate for for-profit oriented entities. Compliance with AASB 134 ensures compliance with International Financial Reporting Standard IAS 34 'Interim Financial Reporting'.

The interim report does not include notes of the type normally included in an annual financial report and should be read in conjunction with the annual financial report for the year ended 30 June 2023 and any public announcements made by the Group during the half-year reporting period in accordance with the continuous disclosure requirements of the Corporations Act 2001.

The principal accounting policies adopted are consistent with those of the previous financial year and corresponding interim reporting period, unless otherwise stated.

Basis of Preparation

The condensed consolidated interim financial statements have been prepared on the basis of historical cost, except for the revaluation of certain financial assets and liabilities. All amounts are presented in Australian dollars, unless otherwise noted.

The accounting policies and methods of computation adopted in the preparation of the interim financial report for the half-year ended 31 December 2023 are consistent with those adopted and disclosed in the Group's 2023 annual financial report for the financial year ended 30 June 2023.

The interim financial report of the Company and its controlled entities (the "Group") for the half-year ended 31 December 2023 was authorised for release in accordance with a resolution of the Directors dated 15 March 2023.

New and amended Accounting Standards and Interpretations adopted

The consolidated entity has adopted all of the new or amended Accounting Standards and Interpretations issued by the Australian Accounting Standards Board ('AASB') that are mandatory for the current reporting period. The Directors have determined there is no material impact from the adoption of these new or amended standards.

Any new or amended Accounting Standards or Interpretations that are not yet mandatory have not been early adopted.

3. CRITICAL ACCOUNTING ESTIMATES AND JUDGEMENTS

In preparing these interim condensed consolidated financial statements, significant estimates and judgements made by management in applying the Company's accounting policies and key sources of estimation uncertainty were the same as those that were applied to the consolidated financial statements as at and for the year ended 30 June 2023.

For personal use only

4. OPERATING SEGMENTS

Identification of reportable operating segments

The company currently reports in two operating segments (2023: two), being exploration and evaluation operations related to lithium and gold. These operating segments are based on the internal reports that are reviewed and used by the Board of Directors (who are identified as the Chief Operating Decision Makers ('CODM') in assessing performance and in determining the allocation of resources.

The board reviews financial information on the same basis as presented in the financial statements and has therefore determined the operating segments on this basis.

Consolidated - 31 December 2023	Lithium $	Gold $	Total $
Allocated against other exploration assets			
Impairment expense	-	-	(40,171)
Subtotal	-	-	(40,171)
Unallocated			
Employee benefits expense	-	-	(631,770)
Corporate & administrative expenses	-	-	(256,468)
Public relations & marketing expenses	-	-	(373,461)
Share based payments	-	-	(5,359,840)
Depreciation	-	-	(45,620)
Net finance income	-	-	462,383
Loss before income tax expense from continuing operations	-	-	(6,244,947)
Income tax expense	-	-	-
Loss after income tax expense from continuing operations	-	-	(6,244,947)
Assets			
Exploration assets	153,402,432	5,186,344	158,588,776
Other Segment assets	508,502	-	508,502
Total segment assets	153,910,934	5,186,344	159,097,278
Unallocated assets:			
Cash and cash equivalents	-	-	94,161,708
Trade and other receivables	-	-	2,048,646
Other Exploration Assets	-	-	201,772
Property, plant and equipment	-	-	144,582
Right-of-use assets	-	-	584,454
Total Assets	-	-	256,238,440
Liabilities			
Segment liabilities	1,228,956		1,228,956
Total segment liabilities	1,228,956	-	1,228,956
Unallocated liabilities:			
Trade and other payables	-	-	980,004
Lease liabilities	-	-	596,095
Total Liabilities	-	-	2,805,055

For personal use only

For personal use only

Consolidated - 31 December 2022	Lithium $	Gold $	Total $
Allocated against other exploration assets			
Impairment expense	-	-	(77,771)
Subtotal	-	-	(77,771)
Unallocated			
Other Income	-	-	121
Employee benefits expense	-	-	(259,358)
Corporate & administrative expenses	-	-	(334,253)
Public relations & marketing expenses	-	-	(46,166)
Share based payments	-	-	(311,676)
Depreciation	-	-	(17,990)
Net finance income	-	-	28,041
Loss before income tax expense from continuing operations	-	-	(1,019,052)
Income tax expense	-	-	-
Loss after income tax expense from continuing operations	-	-	(1,019,052)
Consolidated - 30 June 2023			
Assets			
Exploration assets	666,796	5,140,662	5,807,458
Other Segment assets	105,237	-	105,237
Total segment assets	772,033	5,140,662	5,912,695
Unallocated assets:			
Cash and cash equivalents	-	-	8,818,981
Trade and other receivables	-	-	332,893
Other Exploration Assets	-	-	146,506
Property, plant and equipment	-	-	24,614
Right-of-use assets	-	-	16,600
Total Assets	-	-	15,252,289
Liabilities			
Segment liabilities	52,276	-	52,276
Total segment liabilities	52,276	-	52,276
Unallocated liabilities:			
Trade and other payables	-	-	211,589
Application funds received in advance	-	-	5,239,988
Lease liabilities	-	-	18,161
Total Liabilities	-	-	5,522,014

5. CASH AND CASH EQUIVALENTS

	31-Dec-23 $	30-Jun-23 $
Cash at bank	94,151,708	8,808,981
Cash on deposit	10,000	10,000
Total cash and cash equivalents	**94,161,708**	**8,818,981**

6. TRADE AND OTHER RECEIVABLES

	31-Dec-23 $	30-Jun-23 $
Trade receivables	8,866	110
Other receivables	206,259	219,217
Government taxes receivable	1,833,521	113,566
Total trade and other receivables	**2,048,646**	**332,893**

7. ASSET ACQUISITION

Tabba Tabba

On 17 May 2023 the Company announced that it had entered into an exclusive, conditional, binding agreement ("Agreement") with Global Advanced Metals ("**GAM**") under which GAM has agreed to sell 100% interest in the key WA mining tenements M45/354, M45/375, M45/376, M45/377, L45/323 and L45/329 ("**Tabba Tabba Tenements**"). This acquisition was deemed to be an asset acquisition.

Under the Agreement, GAM also had a reasonable endeavours obligation to transfer tenement M45/374 to Wildcat if a legal or beneficial interest in that tenement is secured by GAM, or a related party, after settlement. This additional tenement was not considered material, and did not form part of the Tabba Tabba Tenements.

The consideration payable for the acquisition of the Tabba Tabba Tenements ("**Consideration**") comprised:

a) Consideration securities issued to GAM comprising:

   i. 186,660,512 Shares in Wildcat; and

   ii. 62,220,171 Performance Rights that will vest and be capable of exercise into Shares (on a 1 for 1 basis) upon Wildcat announcing an Inferred Mineral Resource on the Tabba Tabba Project of equal to, or greater than, 100,000 tonnes of contained Li_2O, with a cut-off grade of 0.1% Li_2O.

b) In addition to the Consideration Securities, Wildcat will:

   i. grant to GAM a 0.75% gross revenue royalty with respect to the sale of lithium products extracted from the Tabba Tabba Project;

   ii. grant to GAM a 1% gross revenue royalty with respect to the sale of tantalum products extracted from the Tabba Tabba Project ("Tantalum Royalty"); and

   iii. assume GAM's obligations under an existing 1% net smelter royalty with respect to the sale of tantalum products extracted from the Tabba Tabba Project granted in favour of RCF Management LLC ("RCF" and "RCF Royalty"), (together, the "Royalties").

The agreement to sell the Tabba Tabba Tenements in return for the payment or issue of the Consideration, including the Shares and Performance Rights in Wildcat, was conditional upon, and will not take effect until, GAM obtaining the necessary approvals under the Foreign Acquisiitions and Takeover Act 1975 (cth), or confirmation that such approvals are not required.

Completion of the transaction was conditional upon:

a) Wildcat successfully completing a capital raising of at least $5,000,000 and holding a minimum cash balance of $10,000,000;

b) Wildcat obtaining necessary shareholder approvals required by law or the ASX Listing Rules, which includes approval to issue the Consideration Shares, the Success Fee (defined below) and the Introduction Fee (defined below) under Listing Rule 7.1 in relation to the Consideration Shares and the Success Fee, Listing Rule 10.11 and section 208 of the Corporations Act (if required) in relation to the Introduction Fee, and approval under item 7 of section 611 of the Corporations Act (if required)

c) Ministerial consent under the Mining Act (if required) to transfer the Tabba Tabba Tenements and to the registration of the Royalty Security following the transfer;

d) RCF consenting to Wildcat as a transferee of the Tabba Tabba Tenements in accordance with the RCF Royalty;

e) RCF and GAM making certain amendments to the RCF Royalty and agreeing the form of the Royalty Security, in each case in a form acceptable to, RCF, GAM and Wildcat; and

f) Execution of a deed of assumption, assignment and release and deed of covenant in relation to the RCF Royalty (as amended), execution of each Royalty Security and execution of a priority deed, in each case in a form acceptable by all parties to them.

All conditions precedent were satisfied prior to completion of the acquisition.

Subject to Wildcat obtaining Shareholder approval, Wildcat and shareholders approved the issue of the following securities to Mr Alex Hewlett (Non-Executive Director), or his nominee, upon completion of the transaction as an introduction fee ("Introduction Fee"):

a) 10,000,000 options each exercisable into one Share at a zero-cent exercise price on or before 48 months from issue, subject to a vesting condition that WC8 obtains Ministerial consent under the Mining Act (if required) to transfer the Tabba Tabba Tenements;

b) 6,666,666 options each exercisable into one Share at a zero-cent exercise price on or before 48 months from issue, subject to vesting conditions that:

   1. WC8 obtains Ministerial consent under the Mining Act (if required) to transfer the Tabba Tabba Tenements; and

   2. Wildcat's Share price exceeds a 30-day VWAP of A$0.042 per Share;

For personal use only

c) 6,666,667 options each exercisable into one Share at a zero-cent exercise price on or before 48 months from issue, subject to vesting conditions that:

1. WC8 obtains Ministerial consent under the Mining Act (if required) to transfer the Tabba Tabba Tenements; and
2. Wildcat's Share price exceeds a 30-day VWAP of A$0.056 per Share; and

d) 6,666,667 options each exercisable into one Share at a zero-cent exercise price on or before 48 months from issue, subject to vesting conditions that:

1. WC8 obtains Ministerial consent under the Mining Act (if required) to transfer the Tabba Tabba Tenements; and
2. Wildcat's Share price exceeds a 30-day VWAP of A$0.07 per Share

Harvis Advisers Pty Ltd ("**Harvis**") were engaged as Wildcat's advisors in respect to the transaction. Upon completion of the transaction, Wildcat issued Harvis a success fee of ("Success Fee") comprising:

a) 10,000,000 Shares;

b) 10,000,000 options each exercisable into one Share at an exercise price of A$0.040 on or before 36 months from issue subject to a vesting condition that the 30-day VWAP of Wildcat Shares exceeds A$0.042 per Share;

c) 10,000,000 options each exercisable into one Share at an exercise price of A$0.045 on or before 36 months from issue subject to a vesting condition that the 30-day VWAP of Wildcat Shares exceeds A$0.056 per Share; and

d) 10,000,000 options each exercisable into one Share at an exercise price of A$0.06 on or before 48 months from issue subject to a vesting condition that the 30-day VWAP of Wildcat Shares exceeds A$0.07 per Share.

Total Consideration for the purchase was as follows:

Purchase consideration:	Note	$
186,660,512 Consideration Shares issued to GAM	13	74,664,205
62,220,171 Performance Rights issued to GAM[1]		24,888,068
10,000,000 Success fee shares issued to Harvis Advisors	13	4,000,000
10,000,000 Success fee options issued to Harvis Advisors Ex @$0.04[2]		3,702,998
10,000,000 Success fee options issued to Harvis Advisors Ex @$0.045[3]		3,672,324
10,000,000 Success fee options issued to Harvis Advisors Ex @$0.06[4]		3,653,694
10,000,000 Introduction fee Performance Rights issued to Related Party[5]		9,150,000
6,666,666 Introduction fee Performance Rights issued to Related Party[6]		6,099,999
6,666,667 Introduction fee Performance Rights issued to Related Party[7]		6,100,000
6,666,667 Introduction fee Performance Rights issued to Related Party[8]		6,100,000
Acquisition costs - Stamp Duty		466,776
Total purchase consideration reflected as capitalized exploration and evaluation assets	**8**	**142,498,064**

[1]*62,220,171 performance rights were issued to Global Advanced Metals Wodgina Pty Ltd (GAM) that vest on the company announcing an Inferred Mineral Resource on the Tabba Tabba Project of equal to or greater than 100,000 tonnes of contained Li_2O, with a cut-off grade of 0.1% Li_2O. On acquisition the probability of vesting was determined to be 50%. This has subsequently been revised at 31 December 2023 to 100%.*

[2]*Success fee options issued to Harvis Advisors Pty Ltd at an exercise price of $0.04 expiring 36 months from the date of issue (issued 12 October 2023) subject to a vesting condition that the 30-day VWAP of Wildcat shares exceeds $0.042 per share. At 31 December 2023, the options are fully vested and exercisable.*

[3]*Success fee options issued to Harvis Advisors Pty Ltd at an exercise price of $0.045 expiring 36 months from the date of issue (issued 12 October 2023) subject to a vesting condition that the 30-day VWAP of Wildcat shares exceeds $0.056 per share. At 31 December 2023, the options are fully vested and exercisable.*

[4]*Success fee options issued to Harvis Advisors Pty Ltd at an exercise price of $0.06 expiring 48 months from the date of issue (issued 12 October 2023) subject to a vesting condition that the 30-day VWAP of Wildcat shares exceeds $0.07 per share. At 31 December 2023, the options are fully vested and exercisable.*

[5]*Introduction fee Performance rights expiring 48 months from the date of issue (issued 17 November 2023) subject to 1) ministerial consent (if required) to transfer the Tabba Tabba Tenements. At 31 December 2023, the performance rights are fully vested and exercisable.*

[6]*Introduction fee Performance rights expiring 48 months from the date of issue (issued 17 November 2023) subject to 1) ministerial consent (if required) to transfer the Tabba Tabba Tenements and 2) that the 30-day VWAP of Wildcat shares exceeds $0.042 per share. At 31 December 2023, the options are fully vested and exercisable.*

[7]*Introduction fee Performance rights expiring 48 months from the date of issue (issued 17 November 2023) subject to 1) ministerial consent (if required) to transfer the Tabba Tabba Tenements and 2) that the 30-day VWAP of Wildcat shares exceeds $0.056 per share. At 31 December 2023, the options are fully vested and exercisable.*

[8]*Introduction fee Performance rights expiring 48 months from the date of issue (issued 17 November 2023) subject to 1) ministerial consent (if required) to transfer the Tabba Tabba Tenements and 2) that the 30-day VWAP of Wildcat shares exceeds $0.07 per share. At 31 December 2023, the options are fully vested and exercisable.*

For personal use only

8. EXPLORATION AND EVALUATION ASSETS

	Note	31-Dec-23 $	30-Jun-23 $
Exploration and evaluation costs carried forward in respect of mining areas of interest			
Opening net book amount		5,953,964	4,191,664
Capitalised exploration and evaluation costs		10,378,691	1,862,091
Asset Acquisition - Tabba Tabba	7	142,498,064	-
Exploration costs written off during the period		(40,171)	(99,791)
Total exploration and evaluation asset		**158,790,548**	**5,953,964**

Reconciliation by Area of interest	30-Jun-23 $	Acquisition costs $	Additions $	Disposals $	Impairment $	31-Dec-23 $
Tabba Tabba	183,428	142,498,064	9,837,063	-	-	152,518,555
Bolt Cutter	483,368	-	400,509	-	-	883,877
Mt Adrah	5,140,662	-	45,682	-	-	5,186,344
Other	146,506	-	95,437	-	(40,171)	201,772
Total exploration and evaluation asset	**5,953,964**	**142,498,064**	**10,378,691**	**-**	**(40,171)**	**158,790,548**

9. PROPERTY, PLANT AND EQUIPMENT

Consolidated	Computer Equipment $	Motor Vehicle $	Office Equipment $	Office Improvement $	Exploration Equipment $	Total $
Balance at 1 July 2022	-	17,527	22,293	-	-	39,820
Additions	12,576	3,430	-	-	94,812	110,818
Disposals	-	-	-	-	-	-
Depreciation	(11)	(7,997)	(10,244)	-	(2,535)	(20,787)
Balance at 30 June 2023	**12,565**	**12,960**	**12,049**	**-**	**92,277**	**129,851**
Cost	12,576	22,432	30,732	-	94,812	160,552
Accumulated Depreciation	(11)	(9,472)	(18,683)	-	(2,535)	(30,701)
Net	**12,565**	**12,960**	**12,049**	**-**	**92,277**	**129,851**
Balance at 1 July 2023	12,565	12,960	12,049	-	92,277	129,851
Additions	53,158	-	14,525	64,000	427,265	558,948
Disposals	-	-	-	-	-	-
Depreciation	(4,238)	(4,047)	(6,253)	(1,224)	(19,953)	(35,715)
Balance at 31 December 2023	**61,485**	**8,913**	**20,321**	**62,776**	**499,589**	**653,084**
Cost	65,734	22,432	45,257	64,000	522,077	719,500
Accumulated Depreciation	(4,249)	(13,519)	(24,936)	(1,224)	(22,488)	(66,416)
Net	**61,485**	**8,913**	**20,321**	**62,776**	**499,589**	**653,084**

For personal use only

10. RIGHT-OF-USE ASSETS AND LEASE LIABILITIES

The Group leases its corporate office. The leases typically run for a period of 1-3 years with an option to renew the lease after that date. The Group assesses (at the lease commencement date) whether it is reasonably certain to exercise and extension option and this is factored into the lease liability recognised. The Group also leases various exploration equipment. These leases are short-term typically run on weekly/monthly hire periods. The Group has elected not to recognise right-of use assets and lease liabilities for these leases.

	31-Dec-23 $	30-Jun-23 $
Right-of-use assets		
Opening balance	16,600	34,097
Additions – Buildings – Right-of-use	594,360	-
Less: Accumulated depreciation	(26,506)	(17,497)
Total right of use assets	**584,454**	**16,600**
Lease Liabilities		
Opening balance	18,161	35,780
Additions – Buildings – Right-of-use	594,360	-
Less: Lease repayments	(19,894)	(18,925)
Add: Interest	3,468	1,306
Total lease liabilities	**596,095**	**18,161**
Classification		
Lease liability – Current liability	125,650	18,161
Lease liability – Non-current liability	470,445	-
Total lease liabilities	**596,095**	**18,161**

11. TRADE AND OTHER PAYABLES

	31-Dec-23 $	30-Jun-23 $
Trade payables	1,333,424	154,351
Other payables and accruals	875,536	109,514
Total Trade and other payables	**2,208,960**	**263,865**

12. APPLICATION FUNDS RECEIVED IN ADVANCE

	31-Dec-23 $	30-Jun-23 $
Share application funds received in advance	-	5,239,988
Share application funds received in advance	**-**	**5,239,988**

For personal use only

13. ISSUED SHARE CAPITAL

	31-Dec-23		30-Jun-23	
	No. Shares	$	No. Shares	$
Ordinary shares fully paid	1,195,768,121	225,011,715	665,514,327	43,626,063

Movements in ordinary share capital

	Note	Date	No. Shares	Issue price $	Total $
Opening balance		**1-Jul-22**	**645,272,727**		**42,946,348**
Conversion of Performance Rights		12-Oct-22	6,500,000	0.0109	70,850
Conversion of $0.025 Options		23-Nov-22	10,250,000	0.0250	256,250
Conversion of $0.066 Options		Various	1,891,600	0.0660	124,846
Consideration Shares - Pilgangoora North		22-Jun-23	1,600,000	0.1200	192,000
Conversion of options reserve					39,898
Less: share issue costs					(4,129)
Closing balance		**30-Jun-23**	**665,514,327**		**43,626,063**
Opening balance		**1-Jul-23**	**665,514,327**		**43,626,063**
Consideration Shares - GAM	7	12-Oct-23	186,660,512	0.400	74,664,205
Success Fee Shares - Harvis	7	12-Oct-23	10,000,000	0.400	4,000,000
Placement to sophisticated investors		12-Oct-23	178,571,429	0.035	6,250,000
Placement via Director Participation		17-Nov-23	21,428,571	0.035	750,000
Placement to sophisticated investors		17-Nov-23	131,578,948	0.760	100,000,000
Consideration Shares - Tenement acquisition		17-Nov-23	294,118	0.255	75,000
Conversion of $0.050 Options		17-Nov-23	500,000	0.050	25,000
Grant of Shares - Managing Director		22-Dec-23	200,000	0.715	143,000
Conversion of $0.066 Options		Various	1,020,216	0.066	67,334
Conversion of options reserve					21,519
Less: share issue costs					(4,610,406)
Closing balance		**31-Dec-23**	**1,195,768,121**		**225,011,715**

14. RESERVES

	31-Dec-23 $	30-Jun-23 $
Share-based payments reserve		
Opening balance	564,600	867,148
Movement during the year[1]	68,562,405	(302,548)
Closing balance	**69,127,005**	**564,600**

[1] Includes $24,888,068 in performance rights issued to Global Advanced Metals Wodgina Pty Ltd (GAM), $11,029,016 in options issued to Harvis Advisors and $27,450,000 in performance rights issued to related party as a result of the Tabba Tabba acquisition - refer further to Note 7.

15. ACCUMULATED LOSSES

	31-Dec-23 $	30-Jun-23 $
Opening balance	34,460,388	32,841,044
Net loss for the half-year	6,244,947	1,619,344
Closing balance	**40,705,335**	**34,460,388**

For personal use only

16. COMMITMENTS AND CONTINGENCIES

COMMITMENTS

The Company is required to meet minimum committed expenditure requirements to maintain current rights of tenure to exploration licenses. These obligations may be subject to re-negotiation, may be farmed-out or may be relinquished and have not been provided for in the statement of financial position. A summary of aggregate commitments is as follows:

	31-Dec-23 $	30-Jun-23 $
Within one year	2,132,519	1,642,050
After one year but not more than 5 years	6,902,003	5,644,563
More than 5 years	434,980	80,611
Total Commitments	**9,469,502**	**7,367,224**

CONTINGENCIES

As part of the Tabba Tabba acquisition, the Company will:

i. Grant to GAM a 0.75% gross revenue royalty with respect to the sale of lithium products extracted from the Tabba Tabba Project;
ii. Grant to GAM a 1% gross revenue royalty with respect to the sale of tantalum products extracted from the Tabba Tabba Project ("Tantalum Royalty"); and
iii. Assume GAM's obligations under an existing 1% net smelter royalty with respect to the sale of tantalum products extracted from the Tabba Tabba Project granted in favour of RCF Management LLC ("RCF" and "RCF Royalty"), (together, the "Royalties").

In addition, the company is required to pay certain vendors a 2% net smelter royalty of all net smelter returns received by Wildcat from commercial production on the Mount Adrah Tenements.

Other than the above, there are no other commitments or contingent liabilities that exist at the date of this report.

17. RELATED PARTIES

Refer to Note 7 for details regarding the issue of introduction fee securities to related party Alex Hewlett (Non-Executive Director). Refer to Note 18 for details regarding the issue of securities to Directors.

There were no other material changes to related party transactions from that disclosed at 30 June 2023.

18. SHARE-BASED PAYMENTS

The terms, conditions and key assumptions used in valuing share-based payment arrangements granted over ordinary shares affecting remuneration of directors, other key management personnel and employees in this financial year or future reporting years are as follows:

Performance shares - issued in prior periods

On 24 December 2019, the Company issued 134,000,000 performance shares which convert to one ordinary share upon completion of the following milestones:

67,000,000 Performance Shares (Performance A Shares) will convert into Shares if the Company delineates on the Tenements a minimum Inferred Resource of 7.75Mt at 1 gram per tonne for 250,000 ounces of gold (with a resource cut-off grade of 0.5 grams gold per tonne) outside the current Hobbs Pipe resource estimate (Milestone A); and

67,000,000 Performance Shares (Performance B Shares) will convert into Shares if the Company delineates on the Tenements a minimum Inferred Resource of 15.55Mt at 1 gram per tonne for 500,000 ounces of gold (with a resource cut-off grade of 0.5 grams gold per tonne) outside the current Hobbs Pipe resource estimate (Milestone B).

Management have assessed and deemed the probability of conditions being met as 0% at this stage in time. The value per share as of grant date was $0.02.

For personal use only

For personal use only

Director Options - issued in prior periods

On 16 December 2021, the company granted 9,000,000 unlisted options, under the terms of the Employee Securities Incentive Plan approved by shareholders, re-adopted at the AGM on the same date. The options were issued 11 January 2022, allocated into three tranches with the following vesting conditions:

- Tranche A - 3,000,000 unlisted options exercisable at $0.05 on or before 3 years from issue date - 50% vesting after 12 months of employment, 50% vesting after 24 months of employment.
- Tranche B - 3,000,000 unlisted options exercisable at $0.075 on or before 3 years from issue date - 50% vesting after 12 months of employment, 50% vesting after 24 months of employment.
- Tranche C - 3,000,000 unlisted options exercisable at $0.10 on or before 3 years from issue date - 50% vesting after 12 months of employment, 50% vesting after 24 months of employment.

The valuation of each grant of options was derived using a Black-Scholes valuation model, with the following underlying inputs and assumptions:

	Tranche A	Tranche B	Tranche C	Total
Grant date	16-Dec-21	16-Dec-21	16-Dec-21	
Issue date	11-Jan-22	11-Jan-22	11-Jan-22	
Vesting date – 12 Months	11-Jan-23	11-Jan-23	11-Jan-23	
Vesting date – 24 Months	11-Jan-24	11-Jan-24	11-Jan-24	
Expiry date	11-Jan-25	11-Jan-25	11-Jan-25	
No. securities	3,000,000	3,000,000	3,000,000	9,000,000
Security entitlement	One share	One share	One share	
Listed/unlisted	Unlisted	Unlisted	Unlisted	
Exercise price	$0.050	$0.075	$0.100	
Spot price	$0.049	$0.049	$0.049	
Expected volatility	93.53%	93.53%	93.53%	
Risk-free rate	0.57%	0.57%	0.57%	
Dividend Yield	Nil	Nil	Nil	
Value of Security	$0.0285	$0.0242	$0.0212	
Total Value ($)	**85,465**	**72,723**	**63,558**	**221,746**
Expense recognised during HY24 ($)	**9,674**	**8,232**	**7,195**	**25,101**

Executive Options - issued in prior periods

On 12 April 2022, the company granted 6,000,000 unlisted options to Executives, under the terms of the Employee Securities Incentive Plan approved by shareholders, re-adopted 16 December 2021 at the AGM. The options were issued 12 April 2022, allocated into three tranches with the following vesting conditions:

- Tranche A - 2,000,000 unlisted options exercisable at $0.043 on or before 3 years from issue date - 50% vesting after 12 months of employment, 50% vesting after 24 months of employment.
- Tranche B - 2,000,000 unlisted options exercisable at $0.075 on or before 3 years from issue date - 50% vesting after 12 months of employment, 50% vesting after 24 months of employment.
- Tranche C - 2,000,000 unlisted options exercisable at $0.10 on or before 3 years from issue date - 50% vesting after 12 months of employment, 50% vesting after 24 months of employment.

The valuation of each grant of options was derived using a Black-Scholes valuation model, with the following underlying inputs and assumptions:

	Tranche A	Tranche B	Tranche C	Total
Grant date	12-Apr-22	12-Apr-22	12-Apr-22	
Issue date	12-Apr-22	12-Apr-22	12-Apr-22	
Vesting date – 12 Months	12-Apr-23	12-Apr-23	12-Apr-23	
Vesting date – 24 Months[1]	12-Apr-24	12-Apr-24	12-Apr-24	
Expiry date	12-Apr-25	12-Apr-25	12-Apr-25	
No. securities	2,000,000	2,000,000	2,000,000	6,000,000
Security entitlement	One share	One share	One share	
Listed/unlisted	Unlisted	Unlisted	Unlisted	
Exercise price	$0.043	$0.075	$0.100	
Spot price	$0.035	$0.035	$0.035	
Expected volatility	97.69%	97.69%	97.69%	
Risk-free rate	2.16%	2.16%	2.16%	
Dividend Yield	Nil	Nil	Nil	
Value of Security	$0.0201	$0.0161	$0.0140	
Total Value ($)	**40,176**	**32,088**	**27,906**	**100,170**
Expense recognised during HY24 ($)[1]	**7,876**	**6,290**	**5,471**	**19,637**

[1]On 8 November 2023, the board exercised its discretion under the terms of the Employee Securities Incentive Plan to waive the remaining term on the 24-month service condition. This resulted in the immediate acceleration of the expense and recognition within profit and loss for the period.

Employee Options

On 25 August 2023, the company granted 700,000 (Grant 1) and 250,000 (Grant 2) unlisted options to employees under the terms of the Employee Securities Incentive Plan approved by shareholders, re-adopted 30 November 2022 at the AGM. The options were issued subject to 12 months of continuous employment from the date of issue. The options were issued 7 September 2023.

On 5 December 2023, the company granted 250,000 (Grant 3) unlisted options to employees under the terms of the Employee Securities Incentive Plan approved by shareholders, re-adopted 30 November 2022 at the AGM. The options were issued subject to 12 months of continuous employment from the date of issue. The options were issued 12 December 2023.

The valuation of each grant of options was derived using a Black-Scholes valuation model, with the following underlying inputs and assumptions:

	Grant 1	Grant 2[1]	Grant 3	Total
Grant date	25-Aug-23	25-Aug-23	05-Dec-23	
Issue date	07-Sep-23	07-Sep-23	12-Dec-23	
Vesting date	07-Sep-24	07-Sep-24	12-Dec-24	
Expiry date	07-Sep-25	07-Sep-25	12-Dec-25	
No. securities	700,000	250,000	250,000	1,200,000
Security entitlement	One share	One share	One share	
Listed/unlisted	Unlisted	Unlisted	Unlisted	
Exercise price	$0.470	$0.250	$0.950	
Spot price	$0.335	$0.335	$0.660	
Expected volatility	100.00%	100.00%	100.00%	
Risk-free rate	3.89%	3.89%	4.07%	
Dividend Yield	Nil	Nil	Nil	
Value of Security	$0.153	$0.203	$0.298	
Total Value ($)	**107,258**	**50,844**	**74,588**	**232,690**
Expense recognised during HY24 ($)	**29,059**	**-**	**4,064**	**33,123**

[1]Grant 2 was forfeited on employee resignation, resulting in $Nil recognised in profit and loss for the period.

For personal use only

For personal use only

Executive Performance Rights

On 18 August 2023, the company granted 7,500,000 unlisted performance rights to Executives, under the terms of the Employee Securities Incentive Plan approved by shareholders, re-adopted 30 November 2022 at the AGM. The performance rights were issued 18 August 2023, allocated into three tranches with the following vesting conditions:

- Tranche A - 2,500,000 unlisted performance rights vesting on or before 60 months from issue subject to the 30-day VWAP of the Company's Shares exceeding $0.10.
- Tranche B - 2,500,000 unlisted performance rights vesting on or before 60 months from issue subject to the 30-day VWAP of the Company's Shares exceeding $0.15.
- Tranche C - 2,500,000 unlisted performance rights vesting on or before 60 months from issue subject to the 30-day VWAP of the Company's Shares exceeding $0.20.

The valuation of each grant of performance rights was derived using a barrier up-and-in trinomial pricing model with a Parisian barrier adjustment using the following underlying inputs and assumptions:

	Tranche A	Tranche B	Tranche C	Total
Grant date	18-Aug-23	18-Aug-23	18-Aug-23	
Issue date	18-Aug-23	18-Aug-23	18-Aug-23	
Commencement date	18-Aug-23	18-Aug-23	18-Aug-23	
Vesting date[1]	18-Aug-23	18-Aug-23	18-Aug-23	
Expiry date	18-Aug-28	18-Aug-28	18-Aug-28	
No. securities	2,500,000	2,500,000	2,500,000	7,500,000
Security entitlement	One share	One share	One share	
Listed/unlisted	Unlisted	Unlisted	Unlisted	
Exercise price	$Nil	$Nil	$Nil	
Share Price Target (30-Day-VWAP)	$0.100	$0.150	$0.200	
Spot price	$0.240	$0.240	$0.240	
Expected volatility	100.00%	100.00%	100.00%	
Risk-free rate	3.95%	3.95%	3.95%	
Dividend Yield	Nil	Nil	Nil	
Probability	N/A	N/A	N/A	
Value of Security	$0.240	$0.240	$0.237	
Total Value ($)	**600,000**	**600,000**	**592,434**	**1,792,434**
Expense recognised during HY24 ($)	**600,000**	**600,000**	**592,434**	**1,792,434**

[1]Tranches A-C - The market condition was met on date of grant, resulting in full acceleration of the expense recognised in profit and loss for the period.

Director Performance Rights

On 14 July 2023, the company granted 22,500,000 unlisted performance rights to Directors, under the terms of the Employee Securities Incentive Plan approved by shareholders, re-adopted 30 November 2022 at the AGM. The Performance Rights were issued 13 October 2023, allocated into three tranches with the following vesting conditions:

- Tranche A - 7,500,000 unlisted performance rights vesting on or before 60 months from issue subject to the 30-day VWAP of the Company's Shares exceeding $0.10.
- Tranche B - 7,500,000 unlisted performance rights vesting on or before 60 months from issue subject to the 30-day VWAP of the Company's Shares exceeding $0.15.
- Tranche C - 7,500,000 unlisted performance rights vesting on or before 60 months from issue subject to the 30-day VWAP of the Company's Shares exceeding $0.20.

The valuation of each grant of performance rights was derived using a barrier up-and-in trinomial pricing model with a Parisian barrier adjustment using the following underlying inputs and assumptions:

	Tranche A	Tranche B	Tranche C	Total
Grant date	14-Jul-23	14-Jul-23	14-Jul-23	
Issue date	13-Oct-23	13-Oct-23	13-Oct-23	
Commencement date	14-Jul-23	14-Jul-23	14-Jul-23	
Vesting date[1]	13-Oct-28	13-Oct-28	13-Oct-28	
Expiry date	13-Oct-28	13-Oct-28	13-Oct-28	
No. securities	7,500,000	7,500,000	7,500,000	22,500,000
Security entitlement	One share	One share	One share	
Listed/unlisted	Unlisted	Unlisted	Unlisted	
Exercise price	$Nil	$Nil	$Nil	
Share Price Target (30-Day-VWAP)	$0.100	$0.150	$0.200	
Spot price	$0.135	$0.135	$0.135	
Expected volatility	100.00%	100.00%	100.00%	
Risk-free rate	3.87%	3.87%	3.87%	
Dividend Yield	Nil	Nil	Nil	
Probability	N/A	N/A	N/A	
Value of Security	$0.1343	$0.1309	$0.1277	
Total Value ($)	**1,007,017**	**981,663**	**957,850**	**2,946,530**
Expense recognised during HY24 ($)	**1,007,017**	**981,663**	**957,850**	**2,946,530**

[1]The market condition was met on 14 July 23 (Tranche A), 27 July 23 (Tranche B) and 17 August 23 (Tranche C) respectively, resulting in full acceleration of the expense recognised in profit and loss for the period.

Director Options & Shares

On 6 September 2023, the company granted 5,000,000 unlisted options to Ajanth Saverimutto, on appointment as non-executive Director, under the terms of the Employee Securities Incentive Plan approved by shareholders, re-adopted 30 November 2022 at the AGM. The options were issued subject to 12 months of continuous employment.

On 26 October 2023, the Company announced that it had entered into an executive service agreement with Ajanth Saverimutto in respect of his engagement as Managing Director and Chief Executive Officer, commencing 5 February 2024. On 21 December 2023, the Company received shareholder approval to issue 200,000 shares in accordance with the terms of his executive agreement. The Shares were subsequently issued 22 December 2023.

The options were issued on the same date with the valuation derived using a Black-Scholes valuation model, with the following underlying inputs and assumptions:

	Options	Shares	Total
Grant date	06-Sep-23	21-Dec-23	
Issue date	07-Sep-23	22-Dec-23	
Vesting date	07-Sep-24	N/A	
Expiry date	07-Sep-28	N/A	
No. securities	5,000,000	200,000	5,200,000
Security entitlement	One share	One share	
Listed/unlisted	Unlisted	N/A	
Exercise price	$0.410	N/A	
Spot price	$0.350	$0.715	
Expected volatility	100.00%	N/A	
Risk-free rate	3.87%	N/A	
Dividend Yield	Nil	N/A	
Value of Security	$0.259	N/A	
Total Value ($)	**1,294,953**	**143,000**	**1,437,953**
Expense recognised during HY24 ($)	**409,304**	**143,000**	**552,304**

For personal use only

Reconciliation of share-based payments expensed	Grant date	31-Dec-23 $
Credit for consultant option premium	N/A	(9,289)
Vesting of prior year Director Options	16-Dec-21	25,101
Vesting of prior year Executive Options	12-Apr-22	19,637
Vesting of Options – Employees	25-Aug-23	29,059
Vesting of Options – Employees	05-Dec-23	4,064
Vesting of Performance Rights – Executive	18-Aug-23	1,792,434
Vesting of Performance Rights – Directors	14-Jul-23	2,946,530
Vesting of Options – Director	07-Sep-23	409,304
Grant of Shares – Director	21-Dec-23	143,000
Expense recognised during HY24 ($)		**5,359,840**

Convertible Securities

The Share-based payments reserve is made up of convertible securities, namely options and performance rights, granted at the discretion of the Board to align the interest of executives, employees, consultants and other vendors with those of shareholders. A summary of convertible securities as at 31 December 2023 are as follows:

Options

At 31 December 2023, unissued shares of the Group under option are:

ASX	Number of Securities	Exercise Price	Number Vested & Exercisable	Expiry Date
AF	45,088,184	$0.050	45,088,184	Various
AU	250,000	$0.250	-	07-Sep-2025
AT	5,000,000	$0.410	-	07-Sep-2028
AV	700,000	$0.470	-	07-Sep-2025
AY	250,000	$0.950	-	12-Dec-2025
AL	3,000,000	$0.050	3,000,000	08-Mar-2024
AM	3,000,000	$0.075	3,000,000	08-Mar-2024
AN	3,000,000	$0.100	3,000,000	08-Mar-2024
AP	4,500,000	$0.050	4,500,000	28-Dec-2025
AQ	4,500,000	$0.075	4,500,000	28-Dec-2025
AR	4,500,000	$0.100	4,500,000	28-Dec-2025
	73,788,184		**67,588,184**	

***Performance* Rights**

At 31 December 2023, unissued shares of the Group pursuant to performance rights issued to incentivise its directors, employees and other vendors are:

ASX	Number of Securities	Grant Date	Number Vested & Exercisable	Expiry Date
AS	7,500,000	18-Aug-23	7,500,000	18-Aug-28
AX	30,000,000	06-Nov-23	30,000,000	07-Nov-27
AA	210,620,171	Various	-	Various
AW	22,500,000	14-Jul-23	22,500,000	13-Oct-28
	270,620,171		**60,000,000**	

For personal use only

19. SUBSEQUENT EVENTS

Post half-year end, the Company appointed Ajanth Saverimutto (AS) as Managing Director (commencing 5 February 2024) and Tim Manners (TM) as Chief Financial Officer (commencing 29 January 2024). Commensurate with the appointments, 8,000,000 and 6,400,000 unlisted performance rights were granted to Mr. Saverimutto (subject to shareholder approval, received 21 December 2023) and Mr. Manners respectively with below vesting conditions:

ix. Rights 1 - 1,000,000 (AS) and 800,000 (TM) unlisted performance rights vesting on or before 60 months from issue subject to the 30-day VWAP of the Company's Shares exceeding $1.00 (Tranche A & B), and continuous service of the Executive in the position from the commencement date until the date that is 12 months (Tranche A) and 24 months (Tranche B) thereafter

x. Rights 2 - 1,000,000 (AS) and 800,000 (TM) unlisted performance rights vesting on or before 60 months from issue subject to the 30-day VWAP of the Company's Shares exceeding $1.25 (Tranche A & B), and continuous service of the Executive in the position from the commencement date until the date that is 12 months (Tranche A) and 24 months (Tranche B) thereafter

xi. Rights 3 - 1,000,000 (AS) and 800,000 (AJ) unlisted performance rights vesting on or before 60 months from issue subject to the 30-day VWAP of the Company's Shares exceeding $2.00 (Tranche A & B), and continuous service of the Executive in the position from the commencement date until the date that is 12 months (Tranche A) and 24 months (Tranche B) thereafter

xii. Rights 4 - 1,000,000 (AS) and 800,000 (TM) unlisted performance rights vesting on or before 60 months from issue subject to the Company announcing a Mineral Resource estimate greater than 50Mt at 1% Li20 at the Tabba Tabba Project (Tranche A and B) and continuous service of the Executive in the position from the commencement date until the date that is 12 months (Tranche A) and 24 months (Tranche B) thereafter.

xiii. Rights 5 - 1,000,000 (AS) and 800,000 (TM) unlisted performance rights vesting on or before 60 months from issue subject to the Company announcing a Mineral Resource estimate greater than 100Mt at 1% Li20 at the Tabba Tabba Project (Tranche A and B) and continuous service of the Executive in the position from the commencement date until the date that is 12 months (Tranche A) and 24 months (Tranche B) thereafter.

xiv. Rights 6 - 1,000,000 (AS) and 800,000 (TM) unlisted performance rights vesting on or before 60 months from issue subject to the Company announcing completion of Pre-Feasibility Study in respect of the Tabba Tabba Project (Tranche A and B) and continuous service of the Executive in the position from the commencement date until the date that is 12 months (Tranche A) and 24 months (Tranche B) thereafter.

xv. 1,000,000 (AS) and 800,000 (TM) unlisted performance rights vesting on or before 60 months from issue subject to the Company announcing receipt of mining approval in relation to the Tabba Tabba Project in accordance with Part IV of the Environmental Protection Act 1986 (Tranche A and B) and continuous service of the Executive in the position from the commencement date until the date that is 12 months (Tranche A) and 24 months (Tranche B) thereafter.

xvi. Rights 8 - 1,000,000 (AS) and 800,000 (TM) unlisted performance rights vesting on or before 60 months from issue subject to the Company announcing commercial production of spodumene concentrate from the Tabba Tabba Project (Tranche A and B) and continuous service of the Executive in the position from the commencement date until the date that is 12 months (Tranche A) and 24 months (Tranche B) thereafter.

On 5 January 2024, the company announced the resignation of Alex Hewlett as Non-Executive Director.

There were no other subsequent events that required adjustment to or disclosure in the interim financial report.

For personal use only

Directors' Declaration

The Directors of the Company declare that:

1. the interim financial statements and notes, are in accordance with the *Corporations Act 2001* and:

   a) comply with Australian Accounting Standard AASB134 Interim financial reporting and the Corporations Regulations 2001; and

   b) give a true and fair view of the Consolidated entity's financial position as at 31 December 2023 and its performance for the half-year ended on that date; and

in the Directors' opinion there are reasonable grounds to believe that the Company will be able to pay its debts as and when they become due and payable.

This declaration is made in accordance with a resolution of the Board of Directors, pursuant to s 303(5) of the Corporations Act.

Jeff Elliott
Executive Chairman
Dated 15 March 2024

For personal use only

For personal use only

INDEPENDENT AUDITOR'S REVIEW REPORT
TO THE MEMBERS OF WILDCAT RESOURCES LIMITED

Conclusion

We have reviewed the accompanying half-year financial report of Wildcat Resources Limited ("the Company") and Controlled Entities ("the Consolidated Entity") which comprises the condensed consolidated statement of financial position as at 31 December 2023, the condensed consolidated statement of profit or loss and other comprehensive income, condensed consolidated statement of changes in equity and condensed consolidated statement of cash flows for the half-year ended on that date, a summary of significant accounting policies and other selected explanatory notes, and the directors' declaration.

Based on our review, which is not an audit, we have not become aware of any matter that makes us believe that the half-year financial report of the Consolidated Entity does not comply with the *Corporations Act 2001* including:

a. Giving a true and fair view of the Consolidated Entity's financial position as at 31 December 2023 and of its performance for the half-year ended on that date; and

b. Complying with Accounting Standard AASB 134: *Interim Financial Reporting* and *Corporations Regulations 2001*.

Basis for Conclusion

We conducted our review in accordance with ASRE 2410 *Review of a Financial Report Performed by the Independent Auditor of the Entity.* Our responsibilities are further described in the *Auditor's Responsibilities for the Review of the Financial Report* section of our report. We are independent of the Company in accordance with the auditor independence requirements of the *Corporations Act 2001* and the ethical requirements of the Accounting Professional and Ethical Standards Board's APES 110 *Code of Ethics for Professional Accountants* that are relevant to our audit of the annual financial report in Australia. We have also fulfilled our other ethical responsibilities in accordance with the Code.

We confirm that the independence declaration required by the *Corporations Act 2001* which has been given to the directors of the Company, would be in the same terms if given to the directors as at the time of this auditor's review report.

Responsibility of the Directors for the Financial Report

The directors of the Company are responsible for the preparation of the half-year financial report that gives a true and fair view in accordance with Australian Accounting Standards and the *Corporations Act 2001* and for such control as the directors determine is necessary to enable the preparation of the half-year financial report that gives a true and fair view and is free from material misstatement, whether due to fraud or error.

Auditor's Responsibility for the Review of the Financial Report

Our responsibility is to express a conclusion on the half-year financial report based on our review. ASRE 2410 requires us to conclude whether we have become aware of any matter that makes us believe that the half-year financial report is not in accordance with the *Corporations Act 2001* including giving a true and fair view of the Consolidated Entity's financial position as at 31 December 2023 and its performance for the half-year ended on that date, and complying with Accounting Standard AASB *134 Interim Financial Reporting* and the *Corporations Regulations 2001*.

A review of a half-year financial report consists of making enquiries, primarily of persons responsible for financial and accounting matters, and applying analytical and other review procedures. A review is substantially less in scope than an audit conducted in accordance with Australian Auditing Standards and consequently does not enable us to obtain assurance that we would become aware of all significant matters that might be identified in an audit. Accordingly, we do not express an audit opinion.

Hall Chadwick

HALL CHADWICK WA AUDIT PTY LTD

D M BELL CA
Director

Dated this 15th day of March 2024
Perth, Western Australia

For personal use only