



ASX: ITM

For personal use only

# 31 DECEMBER 2023 HALF-YEAR REPORT

Interim consolidated financial statements  
for the half-year ended 31 December 2023

ACN 648 219 050

# CONTENTS

Contents .....	1
Corporate Information .....	1
Directors' Report .....	2
Auditor's Independence Declaration .....	3
Consolidated Statement Of Profit Or Loss And Other Comprehensive Income .....	4
Consolidated Statement Of Financial Position .....	5
Notes To The Consolidated Financial Statements.....	8
Directors' Declaration.....	12
Independent Audit Report.....	13

*This Interim Report covers iTech Minerals Ltd ("iTech" or the "Company") as a Group consisting of iTech Minerals Ltd and its subsidiaries, collectively referred to as the "Group". The financial report is presented in the Australian currency.*

*iTech is a company limited by shares, incorporated and domiciled in Australia. Its registered office and principal place of business is:*

*Level 3, 170 Greenhill Road  
PARKSIDE, SA 5063*

For personal use only

## DIRECTORS' REPORT

iTech Minerals Ltd (**iTech** or **Company**) Directors present their Report together with the financial statements of the consolidated entity, being iTech Minerals Ltd (“iTech” or “the Company”) and its controlled entities (“the Group”) for the half year ended 31 December 2023 and the Independent Review Report thereon.

### DIRECTORS

The names of the directors in office at any time during the reporting period and since the end of the period are:

Glenn Davis  
Michael Schwarz  
Gary Ferris

### REVIEW OF OPERATIONS AND FINANCIAL RESULTS


iTech Minerals Ltd holds exploration projects primarily comprising tenements in highly prospective geology primarily for battery materials (graphite) and industrial minerals (rare earths, kaolin and halloysite) in South Australia.

In the half year to 31 December 2023, the Group progressed mineral exploration on its assets primarily prospective for graphite.

The net loss of the Group, from the six months to 31 December 2023 was \$538,884 (2022: \$581,382). The main factors contributing to the reduced loss are lower impairment expensed of \$69,932 and increased interest revenue of \$63,754. The reduced loss is partly offset by lower other income of \$69,462 due to recognition of gain on sale of tenements in the prior year.

A copy of the auditor’s independence declaration as required under s307C of the *Corporations Act 2001* (Cth) is included on page 3 of this financial report and forms part of this Directors’ Report.

Signed in accordance with a resolution of the directors.



Michael Schwarz  
Managing Director

Adelaide  
28 February 2024

# AUDITOR'S INDEPENDENCE DECLARATION



**Grant Thornton Audit Pty Ltd**  
Grant Thornton House  
Level 3  
170 Frome Street  
Adelaide SA 5000  
GPO Box 1270  
Adelaide SA 5001  
T +61 8 8372 6666

## Auditor's Independence Declaration

To the Directors of iTech Minerals Ltd

In accordance with the requirements of section 307C of the *Corporations Act 2001*, as lead auditor for the review of iTech Minerals Ltd for the half-year ended 31 December 2023. I declare that, to the best of my knowledge and belief, there have been:

- a no contraventions of the auditor independence requirements of the Corporations Act 2001 in relation to the review; and
- b no contraventions of any applicable code of professional conduct in relation to the review.

GRANT THORNTON AUDIT PTY LTD  
Chartered Accountants

J L Humphrey  
Partner – Audit & Assurance

Adelaide, 28 February 2024

[www.grantthornton.com.au](http://www.grantthornton.com.au)  
ACN-130 913 594

Grant Thornton Audit Pty Ltd ACN 130 913 594 a subsidiary or related entity of Grant Thornton Australia Limited ABN 41 127 556 389 ACN 127 556 389. 'Grant Thornton' refers to the brand under which the Grant Thornton member firms provide assurance, tax and advisory services to their clients and/or refers to one or more member firms, as the context requires. Grant Thornton Australia Limited is a member firm of Grant Thornton International Ltd (GTIL). GTIL and the member firms are not a worldwide partnership. GTIL and each member firm is a separate legal entity. Services are delivered by the member firms. GTIL does not provide services to clients. GTIL and its member firms are not agents of, and do not obligate one another and are not liable for one another's acts or omissions. In the Australian context only, the use of the term 'Grant Thornton' may refer to Grant Thornton Australia Limited ABN 41 127 556 389 ACN 127 556 389 and its Australian subsidiaries and related entities. Liability limited by a scheme approved under Professional Standards Legislation.

For personal use only

## CONSOLIDATED STATEMENT OF PROFIT OR LOSS AND OTHER COMPREHENSIVE INCOME

For the half year ended 31 December 2023

	Notes	31 December 2023 \$	31 December 2022 \$
Interest income		105,408	41,654
Other income		-	69,462
Broker and investor relations		(65,744)	(78,750)
Employee benefits expense		(213,486)	(209,512)
Exploration expense – project generation		(6,890)	-
Impairment expense		-	(69,932)
Depreciation		(66,121)	(53,397)
Other expenses		(292,051)	(250,907)
Loss before tax		(538,884)	(551,382)
Income tax (expense) / benefit		-	-
Loss for the period from continuing operations attributable to owners of the parent		(538,884)	(551,382)
Other Comprehensive income attributable to owners of the parent		120,000	(30,000)
<b>Total Comprehensive loss for the period attributable to owners of the parent</b>		<b>(418,884)</b>	<b>(581,382)</b>
Earnings Per Share from Continuing Operations			
Basic and diluted loss – cents per share	2	(0.47)	(0.55)

*This statement should be read in conjunction with the notes to the financial statements.*

For personal use only

## CONSOLIDATED STATEMENT OF FINANCIAL POSITION

As at 31 December 2023

	Notes	31 December 2023 \$	30 June 2023 \$
<b>ASSETS</b>			
<b>Current assets</b>			
Cash and cash equivalents		3,866,147	6,778,400
Trade and other receivables		27,335	267,300
Other current assets		90,192	43,723
<b>Total current assets</b>		<b>3,983,674</b>	<b>7,089,423</b>
<b>Non-current assets</b>			
Exploration and evaluation expenditure	3	16,745,891	14,704,685
Plant and equipment		191,898	53,685
Right of use lease asset		135,470	94,056
Financial assets - FVOCI	4	180,000	60,000
<b>Total non-current assets</b>		<b>17,253,259</b>	<b>14,912,426</b>
<b>TOTAL ASSETS</b>		<b>21,236,933</b>	<b>22,001,849</b>
<b>LIABILITIES</b>			
<b>Current liabilities</b>			
Trade and other payables		292,496	720,509
Employee provisions		29,853	29,083
Lease liability		82,404	57,514
<b>Total current liabilities</b>		<b>404,753</b>	<b>807,106</b>
<b>Non-current liabilities</b>			
Lease liability		57,279	41,650
Employee provisions		8,623	5,193
<b>Total non-current liabilities</b>		<b>65,902</b>	<b>46,843</b>
<b>TOTAL LIABILITIES</b>		<b>470,655</b>	<b>853,949</b>
<b>NET ASSETS</b>		<b>20,766,278</b>	<b>21,147,900</b>
<b>EQUITY</b>			
Issued capital	5	23,115,694	23,122,138
Reserves		181,039	17,333
Accumulated losses		(2,530,455)	(1,991,571)
<b>TOTAL EQUITY</b>		<b>20,766,278</b>	<b>21,147,900</b>

This statement should be read in conjunction with the notes to the financial statements.

For personal use only

## CONSOLIDATED STATEMENT OF CHANGES IN EQUITY

For the half year ended 31 December 2023

2023

	Share capital	Financial assets Reserve	Share based payment Reserves	Accumulated losses	Total equity
	\$	\$	\$	\$	\$
Balance at 1 July 2023	23,122,138	-	17,333	(1,991,571)	21,147,900
Share issue expenses	(6,444)	-	-	-	(6,444)
Fair value of employee performance rights	-	-	43,706	-	43,706
Transactions with owners	(6,444)	-	43,706	-	37,262
<b>Comprehensive income:</b>					
Total profit or loss for the reporting period	-	-	-	(538,884)	(538,884)
Total other comprehensive income for the reporting period	-	120,000	-	-	120,000
<b>Balance 31 December 2023</b>	<b>23,115,694</b>	<b>120,000</b>	<b>61,039</b>	<b>(2,530,455)</b>	<b>20,766,278</b>

2022

	Share capital	Financial assets Reserve	Share based payment Reserves	Accumulated losses	Total equity
	\$	\$	\$	\$	\$
Balance at 1 July 2022	16,951,351	-	-	(1,080,531)	15,870,820
Placement shares	4,500,000	-	-	-	4,500,000
SPP shares	2,000,057	-	-	-	2,000,057
Share issue expenses	(360,395)	-	-	-	(360,395)
Fair value of employee performance rights	-	-	49,833	-	49,833
Transactions with owners	6,139,662	-	49,833	-	6,189,495
<b>Comprehensive income:</b>					
Total profit or loss for the reporting period	-	-	-	(551,382)	(551,382)
Total other comprehensive income for the reporting period	-	(30,000)	-	-	-
<b>Balance 31 December 2022</b>	<b>23,091,013</b>	<b>(30,000)</b>	<b>49,833</b>	<b>(1,631,913)</b>	<b>21,478,933</b>

This statement should be read in conjunction with the notes to the financial statements.

For personal use only



## CONSOLIDATED STATEMENT OF CASH FLOWS

For the period ended 31 December 2023

	31 December 2023 \$	31 December 2022 \$
<b>Operating activities</b>		
Interest received	105,794	13,153
Payments to suppliers and employees	(528,365)	(509,301)
Payments for expensed exploration expenditure	(6,890)	-
R&D refundable tax offset received	235,669	-
Net cash used in operating activities	<u>(193,792)</u>	<u>(496,148)</u>
<b>Investing activities</b>		
Payments for capitalised exploration expenditure	(2,523,637)	(1,730,544)
Payments for plant and equipment	(169,025)	(15,365)
Net cash used in investing activities	<u>(2,692,662)</u>	<u>(1,745,909)</u>
<b>Financing activities</b>		
Proceeds from issue of shares	-	6,500,057
Share Issue expenses	(6,444)	(345,096)
Lease payments	(19,355)	-
Net cash from financing activities	<u>(25,799)</u>	<u>6,154,961</u>
<b>Net change in cash and cash equivalents</b>	<u>(2,912,253)</u>	<u>3,912,904</u>
Cash and cash equivalents, beginning of reporting period	6,778,400	4,564,313
<b>Cash and cash equivalents, end of period</b>	<u>3,866,147</u>	<u>8,477,217</u>

*This statement should be read in conjunction with the notes to the financial statements.*

For personal use only



# NOTES TO THE CONSOLIDATED FINANCIAL STATEMENTS

For the period ended 31 December 2023

## 1. STATEMENT OF SIGNIFICANT ACCOUNTING POLICIES

### a) Nature of operations

The Group's principal activities are the exploration for industrial minerals (graphite, kaolin and halloysite) and battery minerals in South Australia.

### b) General information and basis of preparation

The interim consolidated financial statements (the interim financial statements) of the Group are for the six months ended 31 December 2023 and are presented in Australian dollars (\$), which is the functional currency of the parent company. These general purpose interim financial statements have been prepared in accordance with the requirements of the Corporations Act 2001 (Cth) and AASB 134 Interim Financial Reporting. They do not include all of the information required in annual financial statements in accordance with AIFRS, and should be read in conjunction with the consolidated financial statements of the Group for the year ended 30 June 2023 and any public announcements made by the Group during the half-year in accordance with the continuous disclosure requirements arising under the Australian Securities Exchange Listing Rules and the Corporations Act 2001 (Cth). The Company is a for profit entity for the purposes of preparing its financial statements.

The interim financial statements have been approved and authorised for issue by the board of directors on 28 February 2024.

### c) Significant accounting policies

The Group has adopted all the amendments to the Australian Accounting Standards and Interpretations issued by the Australian Accounting Standards Board, which are relevant to and effective for the Group's financial statements for the period beginning 1 July 2023. The adoption of all of the relevant new and/or revised Australian Accounting Standards and Interpretations has not resulted in any changes to the Group's accounting policies and has had no effect on either the amounts reported for the current or previous financial years.

### d) Critical accounting estimates and judgements

The Directors evaluate estimates and judgements incorporated into the financial report based on historical knowledge and best available current information. Estimates assume a reasonable expectation of future events and are based on current trends of economic data, obtained both externally and within the Group.

#### i. Key estimates – impairment

The Group assesses impairment at each reporting date by evaluating conditions specific to the Group that may lead to impairment of assets. Where an impairment trigger exists, the recoverable amount of the asset is determined.

#### ii. Key judgements – exploration and evaluation expenditure

The future recoverability of capitalised exploration and evaluation expenditure is dependent on a number of factors, including whether the Group decides to exploit the related lease itself or, if not, whether it successfully recovers the related exploration and evaluation asset through sale.

Factors that could impact the future recoverability include the level of reserves and resources, future technological changes, which could impact the cost of mining, future legal changes (including changes to environmental restoration obligations) and changes to commodity prices.

To the extent that capitalised exploration and evaluation expenditure is determined not to be recoverable in the future, profits and net assets will be reduced in the period in which this determination is made.

In addition, exploration and evaluation expenditure is capitalised if activities in the area of interest have not yet reached a stage that permits a reasonable assessment of the existence or otherwise of economically recoverable reserves. To the extent it is determined in the future that this capitalised expenditure should be written off, profits and net assets will be reduced in the period in which this determination is made.

#### iii. Share-based payment transactions

The Group measures the cost of equity-settled transactions with management and other parties by reference to the fair value of the equity instruments at the date at which they are granted. The fair value of share options is determined by the Board of Directors with reference to quoted market prices or using the Black-Scholes valuation method, where required, taking into account the terms and conditions upon which the equity instruments were granted. The fair value of performance rights is calculated using the Company's share price at the time of issue. The accounting estimates and assumptions relating to equity-settled share-based payments would have no impact on the carrying amounts of assets and liabilities within the next annual reporting period but may impact expenses and equity.

#### iv. Investments and other financial assets

Investments and other financial assets are initially measured at fair value. Transaction costs are included as part of the initial measurement, except for financial assets at fair value through profit or loss. Such assets are subsequently measured at either amortised cost or fair value depending on their classification. Classification is determined based on both the business model within which such assets are held and the contractual cash flow characteristics of the financial asset unless an accounting mismatch is being avoided.

Financial assets are derecognised when the rights to receive cash flows have expired or have been transferred and the consolidated entity has transferred substantially all the risks and rewards of ownership. When there is no reasonable expectation of recovering part or all of a financial asset, its carrying value is written off.

##### *Financial assets at fair value through other comprehensive income*

Financial assets at fair value through other comprehensive income include equity investments which the consolidated entity intends to hold for the foreseeable future and has irrevocably elected to classify them as such upon initial recognition.

##### *Impairment of financial assets*

For financial assets mandatorily measured at fair value through other comprehensive income, the loss allowance is recognised in other comprehensive income with a corresponding expense through profit or loss. In all other cases, the loss allowance reduces the asset's carrying value with a corresponding expense through profit or loss.

## 2. EARNINGS PER SHARE

The weighted average number of shares for the purpose of diluted earnings per share can be reconciled to the weighted average number of ordinary shares used in the calculation of basic earnings per share as follows:

	<b>6 months to 31 December 2023 #</b>	<b>6 months to 31 December 2022 #</b>
Weighted average number of shares used in basic earnings per share	115,103,899	101,065,980
Weighted average number of shares used in diluted earnings per share	115,103,899	101,065,980
Profit / (loss) per share – basic and basic (cents)	(0.47)	(0.55)

There were 6,700,000 options and performance rights outstanding at the end of the period that have not been taken into account in calculating diluted EPS due to their effect being anti-dilutive.

## 3. EXPLORATION AND EVALUATION EXPENDITURE

	<b>31 December 2023 \$</b>	<b>30 June 2023 \$</b>
Opening balance	14,704,685	11,609,839
Expenditure on exploration during the period	2,067,406	3,401,615
Impairment of exploration expenditure	-	(69,932)
Research and development tax incentive received/receivable	(26,200)	(235,660)
Transfer to assets held for re-sale / disposed	-	(1,177)
Total exploration and evaluation	16,745,891	14,704,685

#### 4. FINANCIAL ASSETS AT FAIR VALUE THROUGH OTHER COMPREHENSIVE INCOME

	31 December 2023 \$	30 June 2023 \$
Unlisted ordinary shares	180,000	60,000

#### Reconciliation

Reconciliation of the fair values at the beginning and end of the current and previous financial period are set out below:

Opening fair value	60,000	-
Additions – consideration for the sale of NSW licence EPM8894	-	90,000
Disposals	-	-
Fair value movement	120,000	(30,000)
<b>Closing fair value</b>	<b>180,000</b>	<b>60,000</b>

The 1,500,000 shares in Stanaurum Limited were acquired in the prior period following the transfer of the tenement under an agreement with Ruby Creek Resources Pty Ltd at a price \$0.06 per share. The fair value of the shares at 31 December 2023 has been increased to \$0.12 per share reflecting the price of the most recent issue of Stanaurum shares to other investors.

#### 5. SHARE CAPITAL

31 December 2023	Number of shares	31 December 2023 \$
<b>(a) Issued and paid up capital</b>		
Fully paid ordinary shares	122,183,562	23,115,694
	122,183,562	23,115,694
<b>(b) Movements in fully paid shares</b>		
Balance as at 1 July 2023	122,183,562	23,122,138
Capital raising costs	-	(6,444)
Balance as at 31 December 2023	122,183,562	23,115,694

31 December 2022	Number of shares	31 December 2022 \$
<b>(a) Issued and paid up capital</b>		
Fully paid ordinary shares	122,083,562	23,091,013
	122,083,562	23,091,013
<b>(b) Movements in fully paid shares</b>		
Balance as at 1 July 2022	96,083,334	16,951,351
Share placements	18,000,000	4,500,000
Share purchase plan	8,000,228	2,000,057
Capital raising costs	-	(360,395)
Balance as at 31 December 2022	122,083,562	23,091,013

## 6. OPERATING SEGMENTS

The Directors have considered the requirements of AASB 8 – Operating Segments and the internal reports that are reviewed by the chief operating decision maker (the Board) in allocating resources have concluded that at this time there are no separately identifiable segments.

## 7. EVENTS ARISING SINCE THE END OF THE REPORTING PERIOD


No matters or circumstances have arisen since the end of the financial period which significantly affected or may significantly affect the operations of the Group, the results of those operations or the state of affairs of the Group in subsequent financial years.

## **DIRECTORS' DECLARATION**

In accordance with a resolution of the directors of iTech Minerals Ltd, the Directors of the Company declare that:

- a) the consolidated financial statements and notes of iTech Minerals Ltd are in accordance with the *Corporations Act 2001* (Cth), including:
  - i. giving a true and fair view of its financial position as at 31 December 2023 and of its performance for the financial period ended on that date; and
  - ii. complying with Australian Accounting Standards (including the Australian Accounting Interpretations) and the Corporations Regulations 2001 (Cth); and
- b) there are reasonable grounds to believe that iTech Minerals Ltd will be able to pay its debts as and when they become due and payable.

Signed in accordance with a resolution of the Directors:



Michael Schwarz  
Managing Director

Adelaide  
28 February 2024

For personal use only

# Independent Audit Report



**Grant Thornton Audit Pty Ltd**  
Grant Thornton House  
Level 3  
170 Frome Street  
Adelaide SA 5000  
GPO Box 1270  
Adelaide SA 5001  
T +61 8 8372 6666

## Independent Auditor's Review Report

To the Members of iTech Minerals Ltd

Report on the half year financial report

### Conclusion

We have reviewed the accompanying half year financial report of iTech Minerals Ltd (the Company) and its subsidiaries (the Group), which comprises the consolidated statement of financial position as at 31 December 2023, and the consolidated statement of profit or loss and other comprehensive income, consolidated statement of changes in equity and consolidated statement of cash flows for the half year ended on that date, a description of accounting policies, other selected explanatory notes, and the directors' declaration.

Based on our review, which is not an audit, we have not become aware of any matter that makes us believe that the accompanying half-year financial report of iTech Minerals Ltd does not comply with the *Corporations Act 2001* including:

- a giving a true and fair view of the Company's financial position as at 31 December 2023 and of its performance for the half year ended on that date; and
- b complying with Accounting Standard AASB 134 *Interim Financial Reporting and the Corporations*

### Basis for Conclusion

We conducted our review in accordance with ASRE 2410 *Review of a Financial Report Performed by the Independent Auditor of the Entity*. Our responsibilities are further described in the Auditor's Responsibilities for the Review of the Financial Report section of our report. We are independent of the Company in accordance with the auditor independence requirements of the *Corporations Act 2001* and the ethical requirements of the Accounting Professional and Ethical Standards Board's APES 110 *Code of Ethics for Professional Accountants (including Independence Standards)* (the Code) that are relevant to our audit of the annual financial report in Australia. We have also fulfilled our other ethical responsibilities in accordance with the Code.

[www.grantthornton.com.au](http://www.grantthornton.com.au)  
ACN-130 913 594

Grant Thornton Audit Pty Ltd ACN 130 913 594 a subsidiary or related entity of Grant Thornton Australia Limited ABN 41 127 556 389 ACN 127 556 389. 'Grant Thornton' refers to the brand under which the Grant Thornton member firms provide assurance, tax and advisory services to their clients and/or refers to one or more member firms, as the context requires. Grant Thornton Australia Limited is a member firm of Grant Thornton International Ltd (GTIL). GTIL and the member firms are not a worldwide partnership. GTIL and each member firm is a separate legal entity. Services are delivered by the member firms. GTIL does not provide services to clients. GTIL and its member firms are not agents of, and do not obligate one another and are not liable for one another's acts or omissions. In the Australian context only, the use of the term 'Grant Thornton' may refer to Grant Thornton Australia Limited ABN 41 127 556 389 ACN 127 556 389 and its Australian subsidiaries and related entities. Liability limited by a scheme approved under Professional Standards Legislation.

For personal use only

#### Directors' responsibility for the half-year financial report

The Directors of the Company are responsible for the preparation of the half-year financial report that gives a true and fair view in accordance with Australian Accounting Standards and the *Corporations Act 2001* and for such internal control as the Directors determine is necessary to enable the preparation of the half-year financial report that gives a true and fair view and is free from material misstatement, whether due to fraud or error.

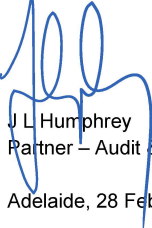
#### Auditor's responsibility

Our responsibility is to express a conclusion on the half-year financial report based on our review. We conducted our review in accordance with Auditing Standard on Review Engagements ASRE 2410 *Review of a Financial Report Performed by the Independent Auditor of the Entity*, in order to state whether, on the basis of the procedures described, we have become aware of any matter that makes us believe that the half year financial report is not in accordance with the *Corporations Act 2001* including giving a true and fair view of the Company's financial position as at 31 December 2023 and its performance for the half-year ended on that date, and complying with Accounting Standard AASB 134 *Interim Financial Reporting and the Corporations Regulations 2001*.

A review of a half-year financial report consists of making enquiries, primarily of persons responsible for financial and accounting matters, and applying analytical and other review procedures. A review is substantially less in scope than an audit conducted in accordance with Australian Auditing Standards and consequently does not enable us to obtain assurance that we would become aware of all significant matters that might be identified in an audit. Accordingly, we do not express an audit opinion.



GRANT THORNTON AUDIT PTY LTD  
Chartered Accountants



J L Humphrey  
Partner – Audit & Assurance

Adelaide, 28 February 2024



For personal use only

