



For personal use only

 aerometrex

1H24 RESULTS PRESENTATION

27 FEBRUARY 2024

DISCLAIMER

This presentation is provided for information purposes only and is not a disclosure document as defined under the Corporations Act 2001 (Cth). This presentation does not constitute an offer, invitation, solicitation or recommendation with respect to the purchase, sale or issue of any securities or any financial product nor does it constitute financial product or investment advice. The presentation does not contain all the information that may be required for evaluating the Company's assets, prospects or potential opportunities and is not intended to be used as the basis for making an investment decision. The presentation has been prepared without taking into account the investment objectives, financial situation or particular needs of any particular person.

No representation or warranty, express or implied, is made as to the accuracy, reliability, completeness or fairness of the information, opinions and conclusions contained in this presentation. Neither the Company, its related bodies corporate, shareholders or affiliates, nor any of their respective officers, directors, employees, related bodies corporate, affiliates, agents or advisers makes any representations or warranties that this presentation is complete or that it contains all material information about the Company or which a prospective investor may require in evaluating a possible investment in the Company or acquisition of securities. To the maximum extent permitted by law, none of those persons accept any liability, including, without limitation, any liability arising out of fault or negligence for any loss arising from the use of information contained in this presentation or in relation to the accuracy or completeness of the information, statements, opinions or matters, express or implied, contained in, arising out of or derived from, or for omissions from, this presentation. In particular, no representation or warranty, express or implied is given as to the accuracy, completeness or correctness, likelihood of achievement or reasonableness of any forecasts, prospects or returns (if any) contained in this presentation nor is any obligation assumed to update such information. Such forecasts, prospects or returns are by their nature subject to significant uncertainties and contingencies. Neither the Company nor its related bodies corporate, shareholders or affiliates, nor any of their respective officers, directors, employees, related bodies corporate, affiliates, agents or advisers guarantees any return or generally the performance of the Company or the price at which its securities may trade. Any investment in the Company is subject to investment risks including the possibility of loss of capital invested and no return of income or payment of dividends.

Before making an investment decision, you should assess whether an investment is appropriate in light of your particular investment needs, objectives and financial circumstances and consider seeking your own independent legal, financial and commercial advice. Past performance is no guarantee of future performance.

The distribution of this document in jurisdictions outside Australia may be restricted by law. Any recipient of this document outside Australia must seek advice on and observe any such restrictions.

This presentation may contain certain "forward-looking statements" with respect to the financial condition, results of operations and business of the Company and certain plans and objectives of the management of the Company. Forward looking statements can generally be identified by words such as 'may', 'could', 'believes', 'plan', 'will', 'likely', 'estimates', 'targets', 'expects', or 'intends' and other similar words that involve risks and uncertainties, which may include, but are not limited to, the outcome and effects of the subject matter of this presentation. Indications of, and guidance on, future exchange rates, capital expenditure, earnings and financial position and performance are also forward-looking statements.

You are cautioned not to place undue reliance on forward looking statements as actual outcomes may differ materially from forward looking statements. Any forward-looking statements, opinions and estimates provided in this presentation necessarily involve uncertainties, assumptions, contingencies and other factors, and unknown risks may arise, many of which are outside the control of the Company. Such statements may cause the actual results or performance of the Company to be materially different from any future results or performance expressed or implied by such forward looking statements. Forward-looking statements including, without limitation, guidance on future plans, are provided as a general guide only and should not be relied upon as an indication or guarantee of future performance. Such forward looking statements speak only as of the date of this presentation.

The information in this presentation is current as at the date on the cover of the presentation and remains subject to change without notice, in particular the Company disclaims any intent or obligation to update publicly any forward-looking statements, whether as a result of new information, future events or results or otherwise.

1H24 RESULTS OVERVIEW

01

1H24 HIGHLIGHTS

Record 1H group revenue driven by solid ongoing growth in key product lines & operational enhancements

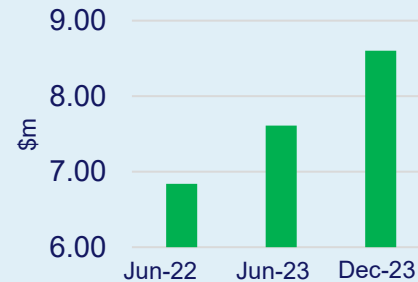
Increasing Revenue

Record 1H group revenue of \$12.01m

Record 1H revenue for LiDAR & MetroMap

Strong contribution from LiDAR & MetroMap offset by lower 3D sales in 1H24

Driving MetroMap ARR



Building Internal Capability

Key new appointments to drive operational performance

New leadership development & training initiatives

ISO 9001 re-certification

Enhancing Operational Outcomes

Successful integration of new MetroMap sensors

Improvements to various systems & processes

MetroMap capture outcomes

Industry Awards

Geospatial Council of Australia Awards:

2023 International Partnership Award

2023 Geospatial Enablement Award

Safety First Approach

Strong focus on 'safety first' in all activities

Enhanced WHS reporting

1H24 SNAPSHOT

Record 1H group revenue & solid cash position driven by solid ongoing growth in MetroMap ARR & LiDAR revenue

Operating
Revenue

\$12.01m

(1H23: \$10.01m)

EBITDA

\$0.79m

(1H23: \$0.37m)

Cash Flow From
Operations

\$3.84m

(1H23: \$2.66m)

Cash
Balance

\$10.22m

(June 2023: \$9.83m)

LiDAR Revenue

\$7.18m

(1H23: \$4.78m)

MetroMap Revenue

\$4.43m

(1H23: \$4.03m)

3D Revenue

\$0.40m

(1H23: \$1.21m)

Annual Recurring
Revenue (ARR)

(as at 31 December 2023)

\$8.66m

(June 23: \$7.61m)

FINANCIAL RESULTS OVERVIEW

Underlying activities deliver revenue growth

Record 1H Group revenue increasing 20.0% to \$12.01m

Record first half revenue outcomes for MetroMap and LiDAR product lines

Growth of 17.9% in MetroMap ARR to \$8.66m

Significant growth in EBITDA, up 113.5% to \$0.79m

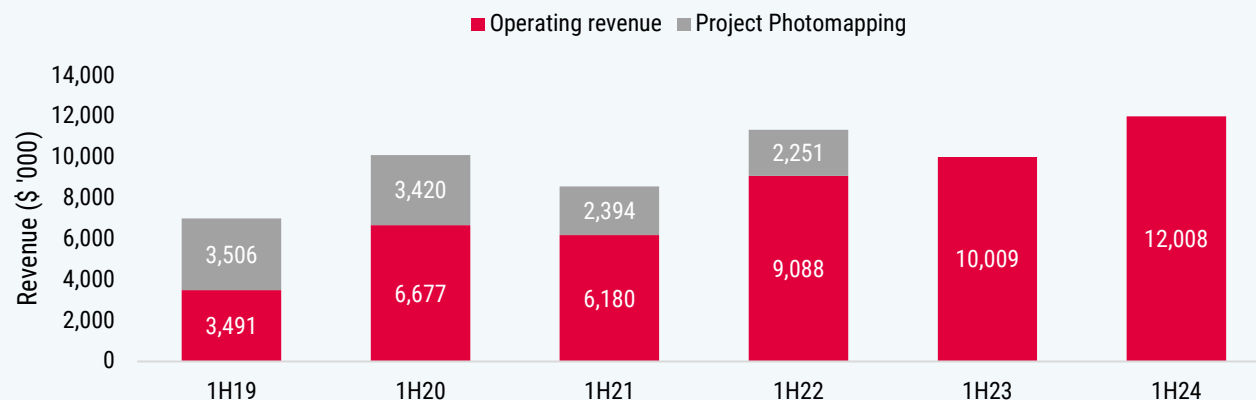
Continued investment to underpin future growth

Continued investment to build capacity ahead of the revenue curve

Continued focus on transition to scalable subscription-based business

Strong cash position supports growth initiatives, with \$10.22m in cash & debt facilities available

Operating Revenue



	1H24 \$'000	1H23 \$'000	Change v PCP \$'000	Change v PCP %
Subscription revenue				
MetroMap	4,110	3,582	528	14.7%
Off-the-shelf dataset revenue				
3D	51	705	(654)	(92.8%)
LiDAR	33	-	33	100.0%
MetroMap	11	10	1	10.0%
MetroMap Insights	26	125	(99)	(79.2%)
Off-the-shelf dataset revenue	121	840	(719)	-85.6%
Project revenue				
3D	349	502	(153)	(30.5%)
LiDAR	7,144	4,776	2,368	49.6%
MetroMap - on demand	284	309	(25)	(8.1%)
Project revenue	7,777	5,587	2,190	39.2%
Total revenue from customers	12,008	10,009	1,999	20.0%
EBITDA				
	790	370		
Cash flow				
Cash flow from operating activities	3,839	2,656	1,183	44.5%
Cash used in investing activities	(4,138)	(4,871)		
Free cash flow	(299)	(2,215)		
Financial position				
Cash and cash equivalents	10,215	11,634		

METROMAP 1H24 OUTCOMES

Record 1H statutory revenue¹ result

FROM

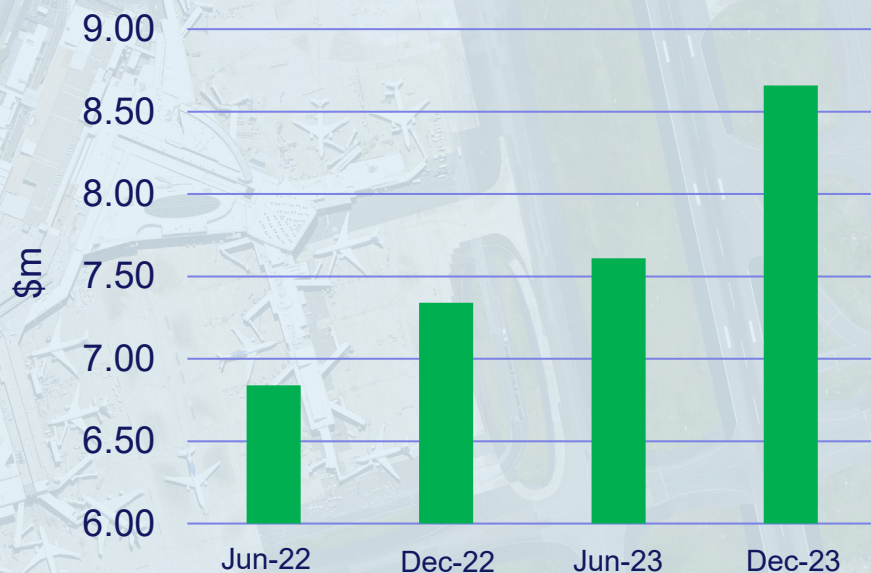
\$4.03m

TO A RECORD

↑ \$4.43m

MetroMap Annual Recurring Revenue (ARR)

Calculation: Monthly Revenue x 12



Subscription statutory revenue increasing from:

\$3.58m to \$4.11m ↑

December 2023: ARR continued growth to \$8.66m

Various enhancements to MetroMap have been made to improve customer outcomes & drive ARR

Aero Logistics to support MetroMap capture program from April 2024 onwards²

1: Statutory revenue includes subscription, on-demand, 'off-the-shelf' & insights revenue

2: Announcement made after the reporting period on 18 January 2024

LIDAR 1H24 OUTCOMES

Record 1H revenue result




FROM

\$4.78m

TO A RECORD

 **\$7.18m**

Operational Enhancements

-  Acceleration of project pipeline into 1H24
-  Increased operational uptime through aviation & sensor optimisation
-  Enhancements drove significant increase in revenue for 1H24

Groote Archipelago Project



-  First project of its type in Australia – supporting the Anindilyakwa People

Key Contract Wins


AGRONOMEYE
\$1.45m

 Queensland Government
\$1.0m

LIDAR continues to be a solid contributor to overall company revenue, with major contract wins in 1H24



GLOBAL 3D 1H24 OUTCOMES

Revenue outcome

FROM

\$1.21m

TO

⬇️ **\$0.40m**



Screenshot - EA SPORTS F1 23

**Delivered the largest
Australian street level
capture project
undertaken to date**



US 3D Activity Update



Prudent approach to US 3D activities in 1H24 whilst evaluating market & opportunities



Discussions continue with customers regarding various high-value potential opportunities

For personal use only

STRATEGIC PRIORITIES 02

EXECUTING STRATEGIC IMPERATIVES

For personal use only

Embedding various initiatives to drive sustainable value for shareholders

UNDERSTAND
OUR
CUSTOMERS

SERVICE OUR
CUSTOMERS
WELL

ENHANCE THE
WAY WE WORK

MetroMap

Position MetroMap to redefine industry standards & generate profitable outcomes

LiDAR

Build Australia's leading LiDAR business

Global 3D

Leverage Aerometrex's position as the world leader in high-resolution 3D modelling

EMPLOYEE
CLARITY &
ALIGNMENT

SAFELY
UNDERTAKE
OUR WORK

BE FOCUSED &
DISCIPLINED

INVEST
WISELY

METROMAP ENHANCEMENTS

For personal use only

Key strategic imperative
to drive customer
retention & growth since
September 2022



Enhancing MetroMap For Customers



Ongoing development of the MetroMap platform, functionality & products to enhance customer experience & create points of market differentiation



Increased capture uptime availability with the camera sensor fleet rejuvenation program:

- IGI UrbanMapper 2 – February 2023
- IGI Digicam 450 – July 2023




Optimisation projects associated with geographical areas of capture, aviation crew rosters & maintenance activities

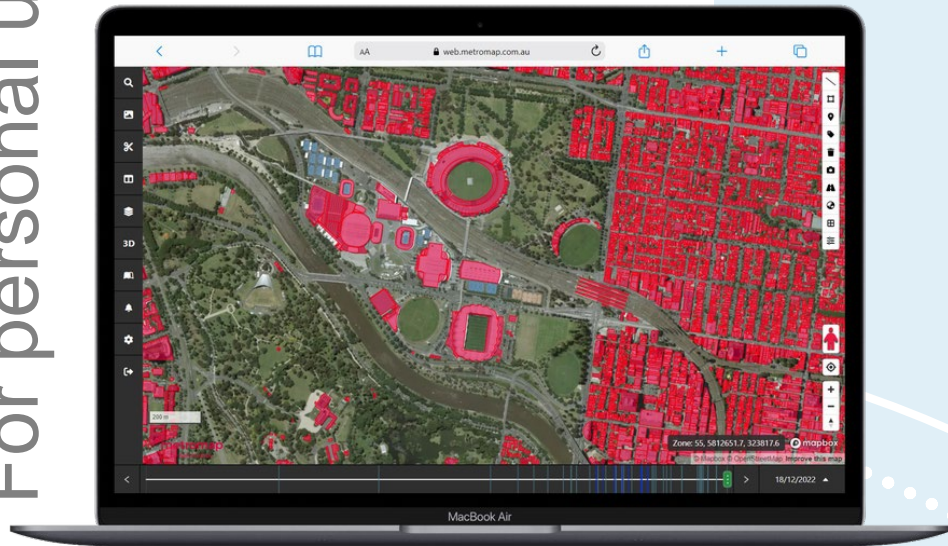


Announced that a significant portion of MetroMap's capture program will be undertaken by Aero Logistics from April 2024

METROMAP CAPTURE PROGRAM UPDATE



For personal use only



Enhancing the MetroMap Capture Program

- ✓ Announcement in January 2024 that leading aviation provider, Aero Logistics, will undertake a significant portion of the MetroMap capture activities from April 2024
- ✓ Capture frequency & reliability is expected to increase whilst maintaining a contingent capability of internally owned assets
- ✓ Aerometrex will continue to provide & operate sensors, with Aero Logistics responsible for the provision of aircraft & maintenance activities
- ✓ 10 – 15% reduction in costs over the life of the contract relative to 'business as usual'

...& facilitates the redeployment of capital to pursue growth opportunities

WHAT WE DO

03

AEROMETREX IS A LEADER IN GEOSPATIAL IMAGERY & INSIGHTS

MetroMap

High-resolution 2D & 3D imagery & insights subscription service, holding one of Australia's largest imagery archives

LiDAR

High-resolution airborne LiDAR data covering wide-ranging applications

Global 3D

Sophisticated 3D reality modelling products & services based on advanced photogrammetric & visualisation techniques



AEROMETREX HAS A UNIQUE & UNPARALLELED CUSTOMER OFFERING



‘One-stop shop’ for customers

Multi-product offerings covering wide-ranging use cases & industry applications

Leading market participant

Only Australian ASX listed company that specialises in imagery subscription services, airborne LiDAR & high-resolution 3D models

High quality products & team

Quality, accuracy & deep technical experience that delivers customer solutions



For personal use only

AEROMETREX IS EMBEDDED IN A GLOBAL ECOSYSTEM OF GROWING DATA USAGE

Our customers include pioneers & industry leaders:

 Landchecker

 AGRONOMEYE

 Transport for NSW

 Google

 WSP

 RioTinto

 Colliers INTERNATIONAL

 CSIRO

 Australian Government
Geoscience Australia

 Jacobs

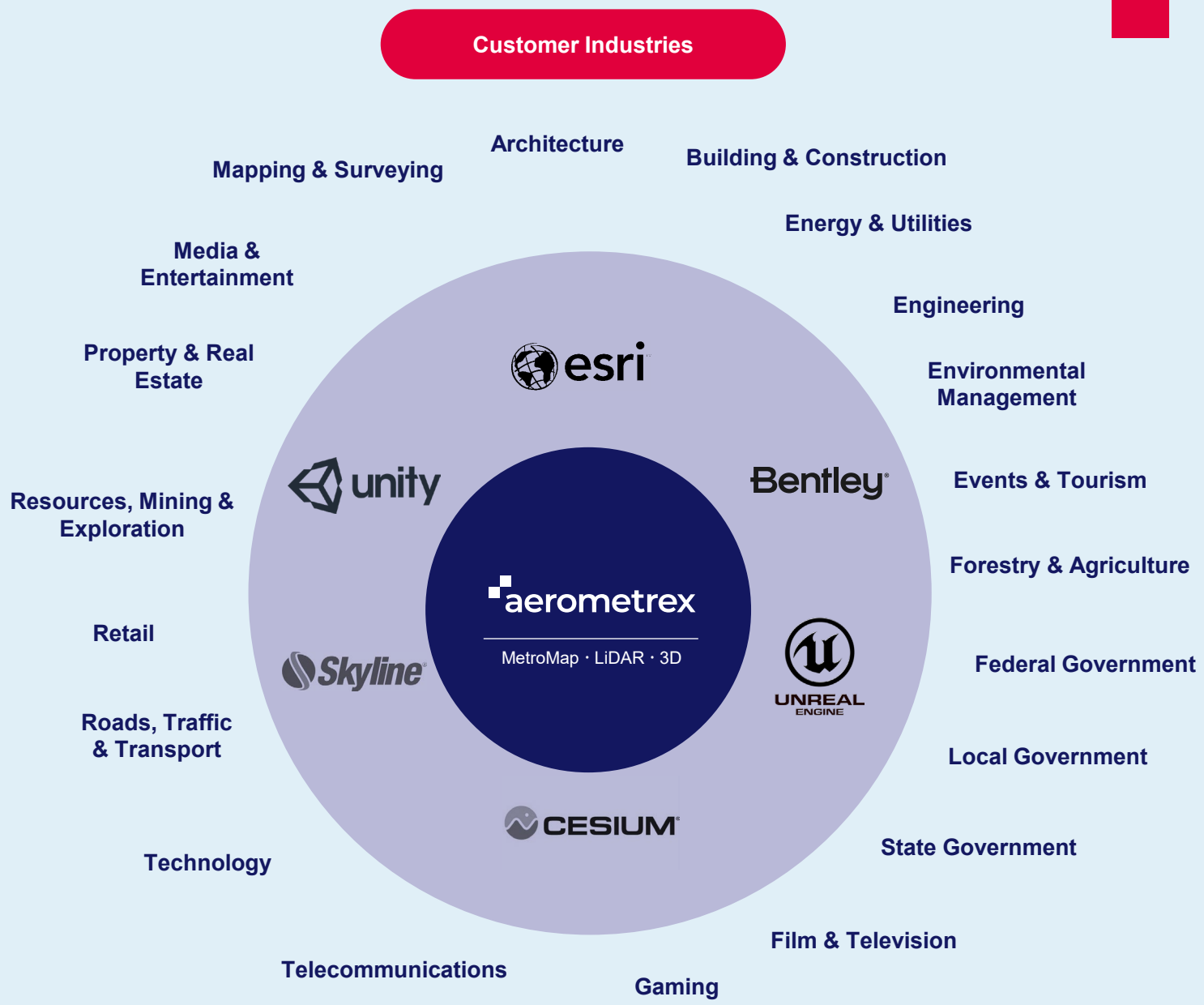
 ARTC

 JLL

 Landgate

 Melbourne Water

 CODEMASTERS



INVESTOR VALUE PROPOSITION

For personal use only

A trusted & leading
geospatial tech
company

**GROWTH
ORIENTATED
STRATEGY**

**MEETING
GROWING
NEEDS FOR HIGH
QUALITY
VISUALISAION
& INSIGHTS**

**LEADING
PRODUCTS**

MetroMap

Position MetroMap to redefine industry standards & generate profitable outcomes

LiDAR

Build Australia's leading LiDAR business

Global 3D

Leverage Aerometrex's position as the world leader in high-resolution 3D modelling

**STRONG
MARKET
POSITIONS**

**MULTI-INDUSTRY
CUSTOMERS**

**DIVERSIFIED
REVENUE
STREAMS**

**RECOGNISED
INDUSTRY
INNOVATOR**

**CORPORATE
INFORMATION**

04

For personal use only

CORPORATE PROFILE

Board of Directors



Mark Lindh
Independent Non-Executive
Director, Chair



Peter Foster
Independent Non-Executive
Director



Steve Masters
Managing Director &
Chief Executive Officer

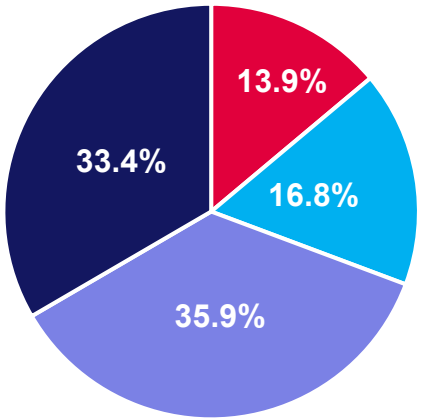


Matthew White
Non-Executive Director



Kaitlin Smith
Company Secretary

Major Shareholders



- Board
- Institutional Shareholders
- Founders
- Retail Shareholders

Top 20 Shareholders hold 75.92%
Top 100 Shareholders hold 86.23%

Capital Structure

(23 February 2024)

ASX Code

AMX

Shares on issue

94.99m

Share Price

\$0.27/sh

Market
Capitalisation

\$25.6m

Cash and
equivalents¹

\$10.2m

1. As at 31 December 2023



For personal use only



CONTACT INFORMATION

Steve Masters
Managing Director &
Chief Executive Officer

Chris Mahar
Chief Financial Officer

Aerometrex Ltd
51-53 Glynburn Road Glynde SA 5070
investorrelations@aerometrex.com.au
+61 8 8362 9911
aerometrex.com.au
metromap.com.au

27 FEBRUARY 2024

This presentation has been approved by the Board of Aerometrex