For personal use only

UNLOCKING NORTH AMERICA'S

Next Lithium District

BMO Global Metals, Mining and Critical Minerals Conference, 2024

TSX: PMET | ASX: PMT | OTCQX: PMETF | FWB: R9GA

Legal Disclaimer

For personal use only

THIS MANAGEMENT PRESENTATION (the "presentation") was prepared as a summary overview only of the current affairs of Patriot Battery Metals Inc. (”Patriot Battery Metals“, or the “Company") and was not prepared for the purpose of assisting prospective investors in making a decision to invest in Patriot Battery Metals. Information disclosed in this presentation is current as of February 2024, except as otherwise provided herein and Patriot Battery Metals does not undertake or agree to update this presentation after the date hereof. All information contained in this presentation is derived solely from management of Patriot Battery Metals and otherwise publicly available third-party information that has not been independently verified by the Company. Further, the Company does not make any representation as to the completeness, truth or accuracy of the information contained in this presentation. The Company expressly warns readers not to rely on the information contained herein as advice (legal, financial, tax or otherwise) to current or potential investors. Accordingly, any use of this information is at your risk and without liability to the Company. This presentation does not constitute and should not be construed as either a public or private offer to sell or the solicitation of an offer to purchase securities in the capital stock of Patriot Battery Metals in any jurisdiction in which such offer, solicitation or sale would be unlawful. Each prospective investor should contact his/her or its own legal adviser, independent financial adviser or tax adviser for legal, financial or tax advice regarding investment related decisions respecting the securities of the Company. No person has been authorized to give any information or make any representation other than those contained in this presentation and, if given and/or made, such information or representations must not be relied upon as having been so authorized.

FORWARD-LOOKING INFORMATION This presentation contains certain statements, which may constitute “forward-looking information” within the meaning of Canadian and Australian securities law requirements. Forward-looking information involves statements that are not based on historical information but rather relate to future operations, strategies, financial results or other developments. Forward- looking information is necessarily based upon estimates and assumptions, which are inherently subject to significant business, economic and competitive uncertainties and contingencies, many of which are beyond Patriot Battery Metals’ control and many of which, regarding future business decisions, are subject to change. These uncertainties and contingencies can affect actual results and could cause actual results to differ materially from those expressed in any forward-looking statements made by or on Patriot Battery Metals behalf. Although Patriot Battery Metals has attempted to identify important factors that could cause actual actions, events or results to differ materially from those described in forward-looking information, there may be other factors that cause actions, events or results to differ from those anticipated, estimated or intended. All factors should be considered carefully, and readers should not place undue reliance on Patriot Battery Metal's forward-looking information. Examples of such forward-looking information within this presentation include statements relating to the future development of the Company’s business and assets, markets for the Company’s intended products, intended mineral resource/reserve reports and feasibility study publications, future capital expenditures, anticipated success of exploration activities, mining or processing issues, government regulation of mining operations and environmental risks. Generally, forward-looking information can be identified by the use of forward-looking terminology such as “expects,” “estimates,” “anticipates,” or variations of such words and phrases (including negative and grammatical variations) or statements that certain actions, events or results “may,” “could,” “might” or “occur.”

FORWARD-LOOKING STATEMENTS are not guarantees of future performance and involve risks, uncertainties and assumptions, which are difficult to predict. Assumptions underlying Patriot Battery Metals’ expectations regarding forward- looking statements or information contained in this presentation include, among others, Patriot Battery Metals’ ability to comply with applicable governmental regulations and standards, its success in implementing its strategies, achieving its business objectives, the ability to raise sufficient funds from equity financings in the future to support its operations, and general business and economic conditions. The foregoing list of assumptions is not exhaustive. Prospective investors reading this presentation are cautioned that forward-looking statements are only predictions, and that Patriot Battery Metals’ actual future results or performance are subject to certain risks and uncertainties including: risks related to Patriot Battery Metals mineral properties being subject to prior unregistered agreements, transfers or claims and other defects in title; risks related to Patriot Battery Metals’ history of losses, which may continue in the future; risks related to increased competition and uncertainty related to additional financing that could adversely affect its ability to attract necessary capital funding or obtain suitable properties for mineral exploration in the future; risks related to its officers and directors becoming associated with other natural resource companies, which may give rise to conflicts of interest; uncertainty and volatility related to stock market prices and conditions; further equity financing(s), which may substantially dilute the interests of Patriot Battery Metals shareholders; risks relating to its exploration operations; dependence on general economic, market or business conditions; changes in business strategies; environmental risks and remediation measures; and changes in laws and regulations.

FORWARD-LOOKING ASSUMPTIONS/ESTIMATES in this presentation reflects Patriot Battery Metals’ current views with respect to future events and are necessarily based upon a number of assumptions and estimates that, while considered reasonable by Patriot Battery Metals, are inherently subject to significant business, economic, competitive, political and social uncertainties and contingencies. Many factors, both known and unknown, could cause actual results, performance or achievements to be materially different from the results, performance or achievements that are or may be expressed or implied by such forward-looking information contained in this presentation and documents incorporated by reference, and we have made assumptions based on or related to many of these factors. Such factors include, without limitation: fluctuations in spot and forward markets for metals and certain other commodities (such as natural gas, fuel oil and electricity); restrictions on mining in the jurisdictions in which Patriot Battery Metals operates; laws and regulations governing our operation, exploration and development activities; its ability to obtain or renew the licenses and permits necessary for the operation and expansion of its existing operations and for the development, construction and commencement of new operations; risks and hazards associated with the business of mineral exploration, development and mining (including environmental hazards, potential unintended releases of contaminants, industrial accidents, unusual or unexpected geological or structural formations, pressures, cave-ins and flooding); inherent risks associated with tailings facilities, including failure or leakages; the speculative nature of mineral exploration and development; the inability to determine, with certainty, production and cost estimates; inadequate or unreliable infrastructure (such as roads, bridges, power sources and water supplies); environmental regulations and legislation; the effects of climate change, extreme weather events, water scarcity, and seismic events, and the effectiveness of strategies to deal with these issues; risks relating to Patriot Battery Metals’ exploration operations; fluctuations in currency markets (such as the US dollar versus the Canadian dollar); the volatility of the metals markets, and its potential to impact our ability to meet its financial obligations; Patriot Battery Metals’ ability to recruit and retain qualified personnel; employee relations; disputes as to the validity of mining or exploration titles or claims or rights, which constitute most of its property holdings; Patriot Battery Metals’ ability to complete and successfully integrate acquisitions; increased competition in the mining industry for properties and equipment; limited supply of materials and supply chain disruptions; relations with and claims by indigenous populations; relations with and claims by local communities and non- governmental organizations; the effectiveness of its internal control over financial reporting; claims and legal proceedings arising in the ordinary course of business activities.

Forward-looking information is made based on management’s beliefs, estimates and opinions and are given only as of the date of this presentation. Patriot Battery Metals undertakes no obligation to update forward-looking information if these beliefs, estimates and opinions or other circumstances should change, except as may be required by applicable law. Mineral exploration and development are highly speculative and are characterized by a number of significant inherent risks, which may result in the inability to successfully develop our projects for commercial, technical, political, regulatory or financial reasons, or if successfully developed, may not remain economically viable for their mine life owing to any of the foregoing reasons, among others. There is no assurance that the Company will be successful in achieving commercial mineral production and the likelihood of success must be considered in light of the stage of operations.

Current and potential investors should not place undue reliance on forward-looking statements due to the inherent uncertainty therein. All forward-looking information is expressly qualified in its entirety by this cautionary statement.

QUALIFIED/COMPENTENT PERSON

The information in this presentation that relates to the mineral resource estimate and exploration results for the Corvette Property is based on, and fairly represents, information compiled by Mr. Darren L. Smith, M.Sc., P.Geo., who is a Qualified Person as defined by National Instrument 43-101, and member in good standing with the Ordre des Géologues du Québec (Geologist Permit number 1968), and with the Association of Professional Engineers and Geoscientists of Alberta (member number 87868). Mr. Smith has reviewed and approved the technical information in this presentation.

Mr. Smith is Vice President of Exploration for Patriot Battery Metals Inc., and holds common shares and options in the Company.

Mr. Smith has sufficient experience, which is relevant to the style of mineralization, type of deposit under consideration, and to the activities being undertaken to qualify as a Competent Person as described by the JORC Code, 2012. Mr. Smith consents to the inclusion in this presentation of the matters based on his information in the form and context in which it appears.

For personal use only

Patriot Battery Metals Highlights

Patriot Battery Metals is a hard-rock lithium exploration company focused on advancing its district-scale discovery at the 100% owned Corvette Property in the James Bay region of northern Quebec.

Size, scale, and quality. Corvette is the already the largest lithium pegmatite in the Americas, the 8th largest globally, with significant exploration potential. Large spodumene crystals allows for simple process flowsheet and high recoveries. Corvette could be the largest spodumene supplier in the Americas.

Well funded with C$106M of cash at FQ3 and a Strategic Investment from Albemarle to execute exploration, technical studies, and permitting process.

Targeted production timeline aligned with the downstream capacity needs of North America.

**CV5 mineral resource (109.2 Mt at 1.42% Li2O and 160 ppm Ta2O5 inferred) is reported at a cut-off grade of 0.4% Li2O with effective date of June 25, 2023. Mineral resources are not mineral reserves as they do not have demonstrated economic viability. Largest lithium pegmatite in the Americas and 8th largest in the world based on contained LCE.*

North American Downstream Landscape

For personal use only

Select Downstream Plants in Canada and USA

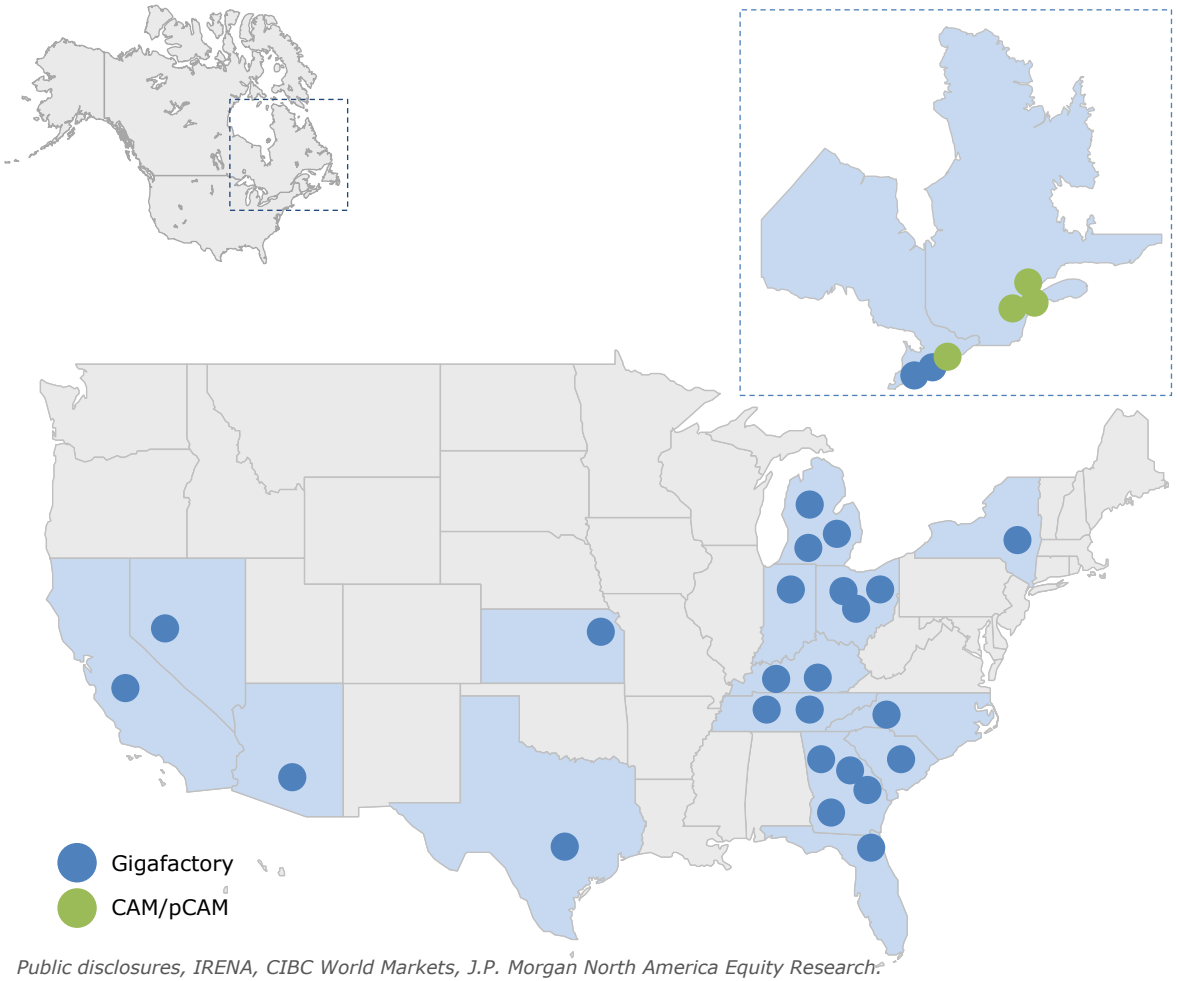

North American Lithium Market

Lithium Supply (kt LCE)



Downstream Demand

2027 Battery Manufacturing Capacity ~700GWh

Implies up to ~477kt of lithium carbonate equivalent demand

Select OEMs

TESLA	gm	Ford
4 plants planned **199 GWh**	4 plants planned **165 GWh**	3 plants planned **164 GWh**

Public disclosures, IRENA, CIBC World Markets, J.P. Morgan North America Equity Research.

CV5 Mineral Resource Estimate*: Large, High-Grade

3.8M tons of LCE resource ≈ 8 years of TOTAL N.A. demand in 2027

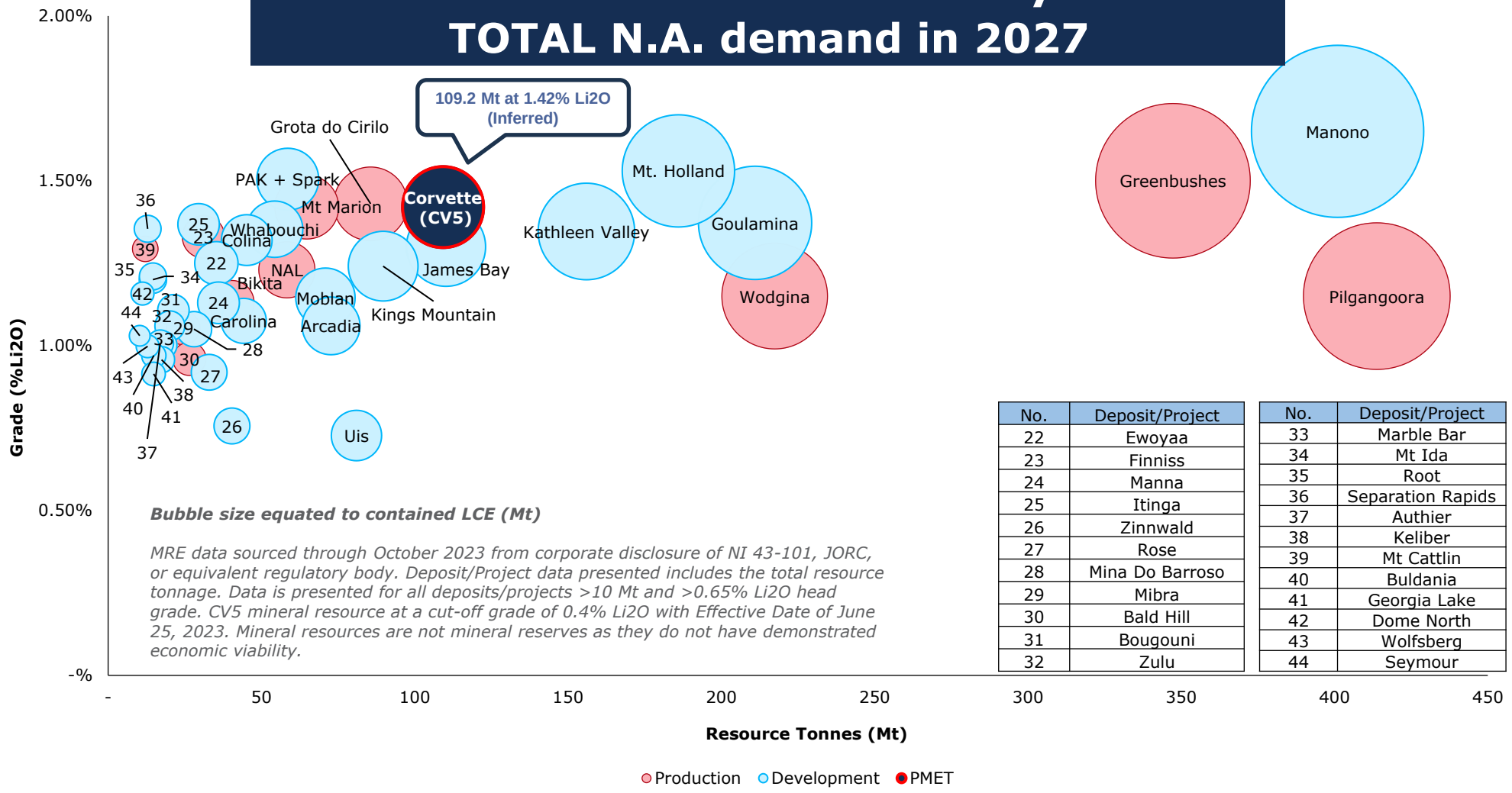

Deposit/Project	Location
Pilgangoora	Australia
Manono	DRC
Greenbushes	Australia
Wodgina	Australia
Goulamina	Mali
Mt. Holland	Australia
Kathleen Valley	Australia
James Bay	Quebec, Canada
Corvette	**Quebec, Canada**
Kings Mountain	USA
Grota do Cirilo	Brazil

No.	Deposit/Project
22	Ewoyaa
23	Finniss
24	Manna
25	Itinga
26	Zinnwald
27	Rose
28	Mina Do Barroso
29	Mibra
30	Bald Hill
31	Bougouni
32	Zulu

No.	Deposit/Project
33	Marble Bar
34	Mt Ida
35	Root
36	Separation Rapids
37	Authier
38	Keliber
39	Mt Cattlin
40	Buldania
41	Georgia Lake
42	Dome North
43	Wolfsberg
44	Seymour

Bubble size equated to contained LCE (Mt)

MRE data sourced through October 2023 from corporate disclosure of NI 43-101, JORC, or equivalent regulatory body. Deposit/Project data presented includes the total resource tonnage. Data is presented for all deposits/projects >10 Mt and >0.65% Li2O head grade. CV5 mineral resource at a cut-off grade of 0.4% Li2O with Effective Date of June 25, 2023. Mineral resources are not mineral reserves as they do not have demonstrated economic viability.

**CV5 mineral resource (109.2 Mt at 1.42% Li2O and 160 ppm Ta2O5 inferred) is reported at a cut-off grade of 0.4% Li2O with effective date of June 25, 2023. Mineral resources are not mineral reserves as they do not have demonstrated economic viability. 8th largest in the world based on contained LCE.*

For personal use only

CV5 Mineral Resource Estimate*: Largest in the Americas in LCE content

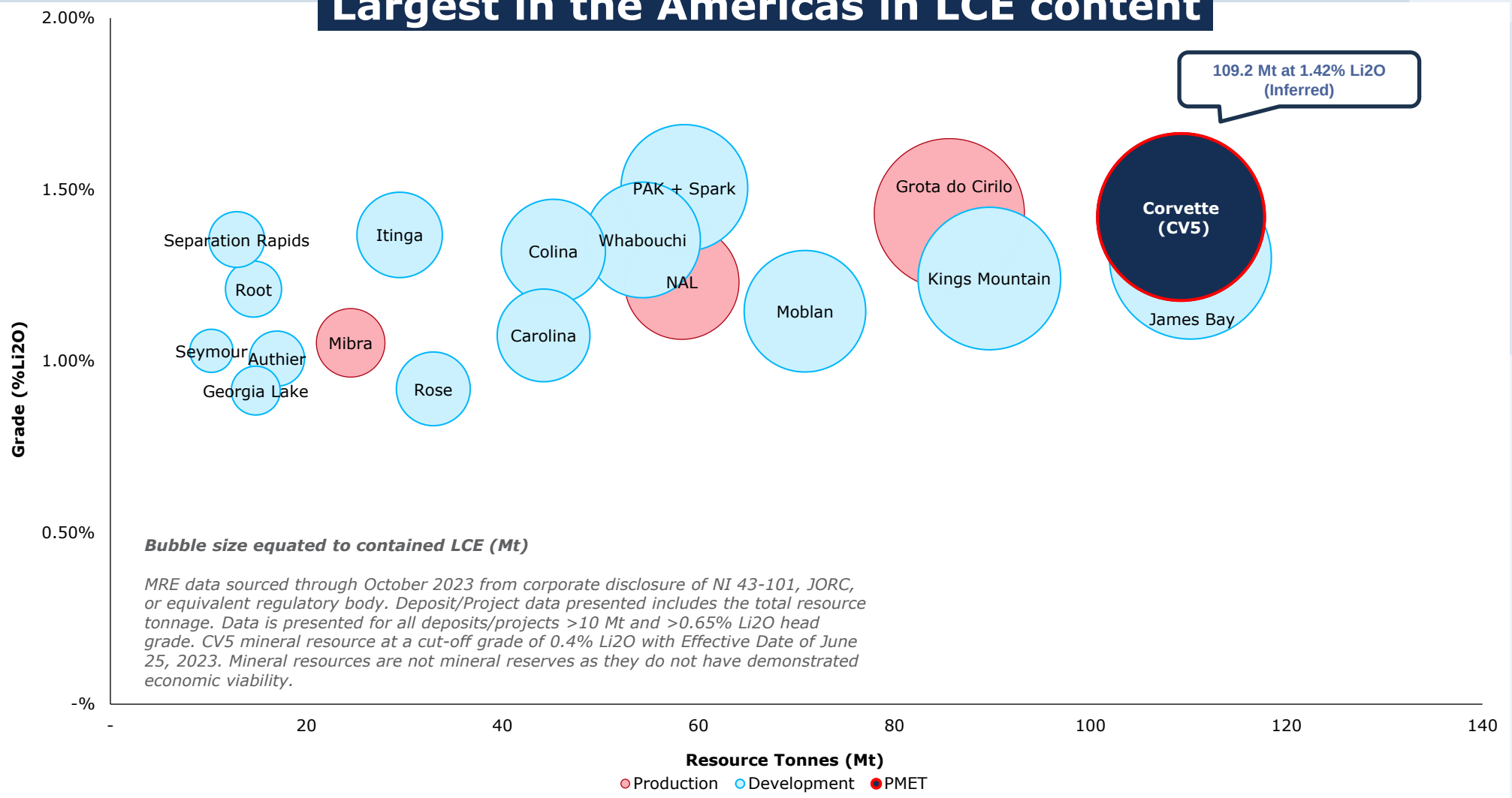

Bubble size equated to contained LCE (Mt)

MRE data sourced through October 2023 from corporate disclosure of NI 43-101, JORC, or equivalent regulatory body. Deposit/Project data presented includes the total resource tonnage. Data is presented for all deposits/projects >10 Mt and >0.65% Li2O head grade. CV5 mineral resource at a cut-off grade of 0.4% Li2O with Effective Date of June 25, 2023. Mineral resources are not mineral reserves as they do not have demonstrated economic viability.

**CV5 mineral resource (109.2 Mt at 1.42% Li2O and 160 ppm Ta2O5 inferred) is reported at a cut-off grade of 0.4% Li2O with effective date of June 25, 2023. Mineral resources are not mineral reserves as they do not have demonstrated economic viability. Largest in the Americas based on contained LCE.*

For personal use only

Top Tier Mining Jurisdiction near Infrastructure

For personal use only

CV5 Spodumene Pegmatite at the Corvette Property is Strategically Located in the James Bay Region of Northern Quebec

- ~13 km from all-weather road access
- ~14 km from existing hydropower lines
- ~50 km from La Grande-4 hydropower station
  - Access to green power allows for potential to produce low-carbon emissions lithium in the future

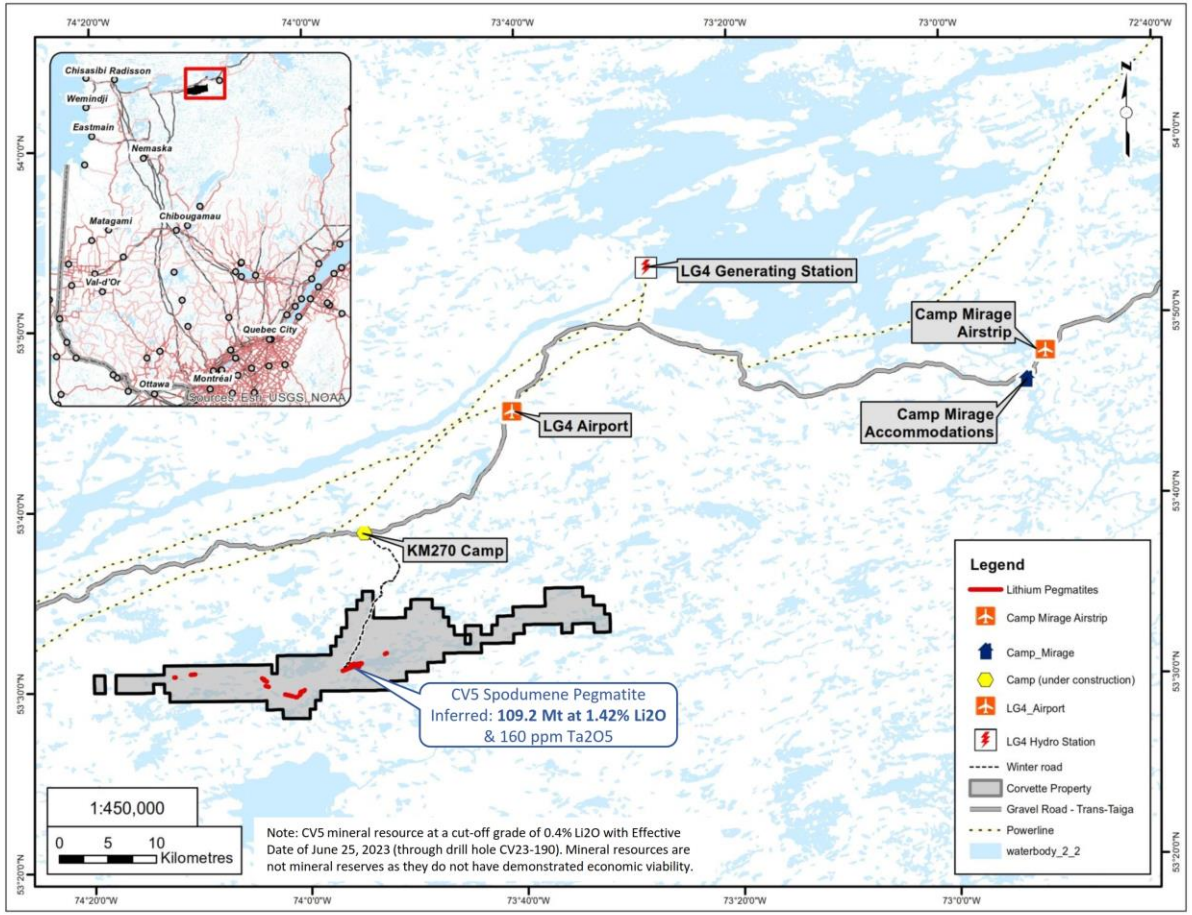

Corvette Property: the largest in the Americas

For personal use only

- **100% Owned**
- **CV5 is the largest spodumene pegmatite in the Americas**
- CV5 traced by drilling over a **strike length of 4.4 km and remains open along strike at both ends, and to depth along a significant portion of its length**

MRE Update for the Corvette Project planned for **Q3 2024**.

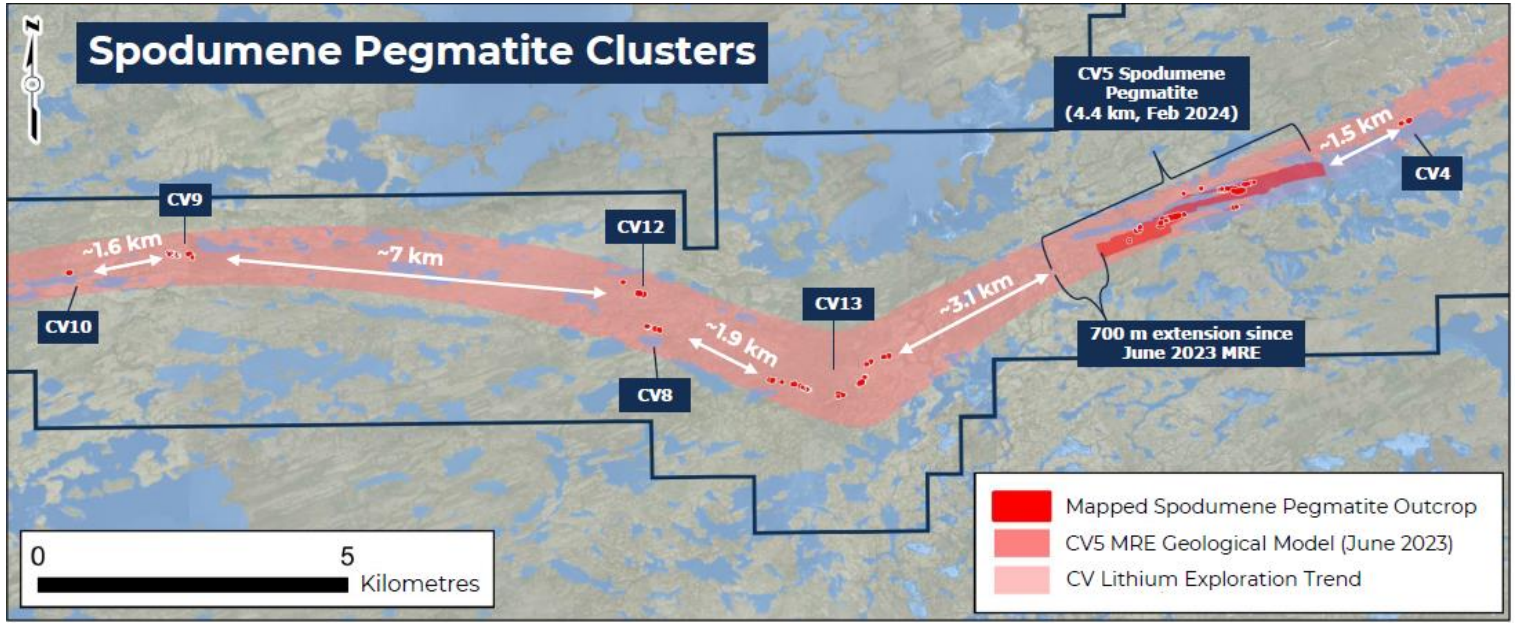

CV5 Maiden Mineral Resource Estimate* –
109.2 Mt @ 1.42% Li_2O, Inferred
(largest lithium pegmatite in the Americas and 8th largest globally)

**CV5 mineral resource (109.2 Mt at 1.42% Li_2O and 160 ppm Ta_2O_5 inferred) is reported at a cut-off grade of 0.4% Li_2O with effective date of June 25, 2023. Mineral resources are not mineral reserves as they do not have demonstrated economic viability. Largest lithium pegmatite in the Americas and 8th largest in the world based on contained LCE.*

CV5 & CV13: Similar Minerology & Metallurgy

For personal use only

Both CV5 and CV13 - Potentially Processable at the Same Plant

- **Consistently large spodumene crystals** (potentially from the same source)
- **Coarse-grained** spodumene liberates effectively at ~6.5 mm and ~9.5 mm crush sizes
- **Low Fe203** present, ~0.65% in concentrate: iron is key impurity to evaluate
- Metallurgical test work indicates a **>5.5% Li2O** spodumene concentrate at **high recovery** (>70%) may be produced using only Dense Media Separation (DMS)

- Amendable to simple DMS process
- No grinding (high energy)
- No flotation needed for high recovery
- Lower capex and lower opex
- Quicker and easier commissioning
- Lower environmental impact

Refer to the ASX Prospectus dated December 4, 2022 for further details

CV5 Mineral Resource Estimate*

109.2 Mt at 1.42% Li2O, Inferred

- Geological model interprets a **single, continuous, principal pegmatite body resulting in easier mining methods, lower costs.**
- **An economically viable deposit that size could feed multiple Gigafactories for decades or one for generations.**
- Current resource estimate includes **only the CV5 Spodumene Pegmatite, or 4.4 km out of the 50 km land package,** with other pegmatites representing upside that remains to be explored.

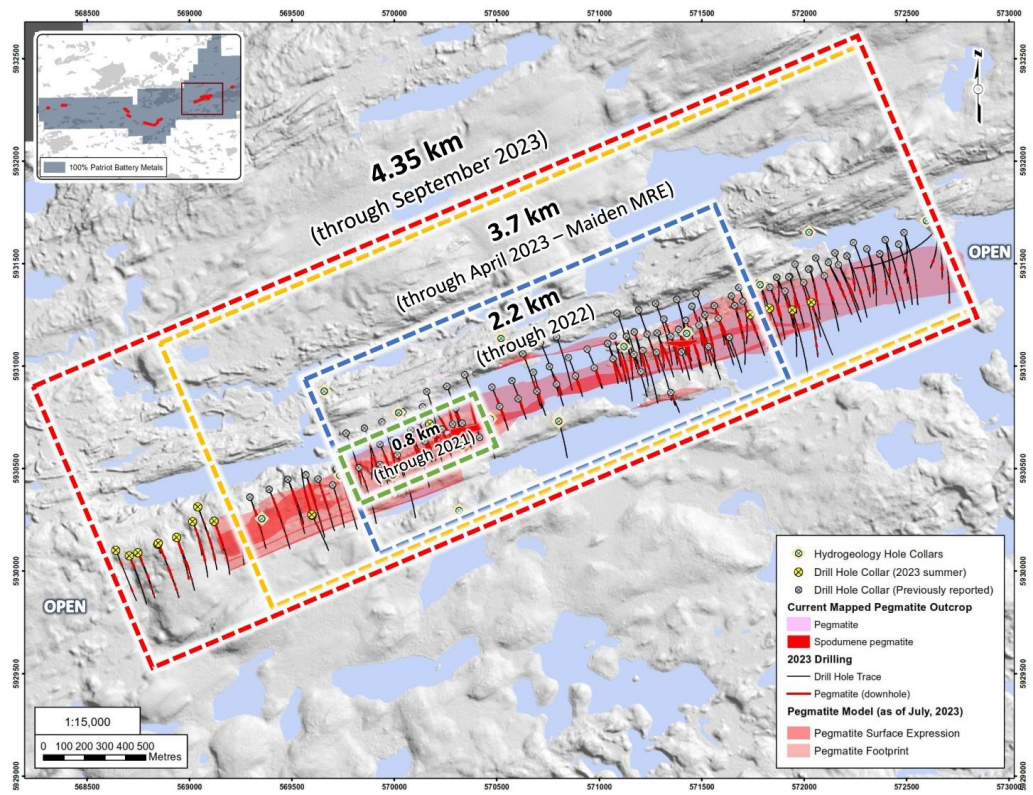

Diamond drill hole locations at the CV5 Spodumene Pegmatite, which form the basis of the maiden mineral resource estimate.

**CV5 mineral resource (109.2 Mt at 1.42% Li2O and 160 ppm Ta2O5 inferred) is reported at a cut-off grade of 0.4% Li2O with effective date of June 25, 2023. Mineral resources are not mineral reserves as they do not have demonstrated economic viability. Refer to Mineral Resource Statement in Appendix. Largest lithium pegmatite in the Americas and 8th largest in the world based on contained LCE.*

For personal use only

Albermarle's Strategic Investment

For personal use only

$109 million investment by Albemarle

- **Validates Corvette Lithium Project**
- Investment at **$15.20** per share (implying a ≈ **$2.2B valuation fully diluted**) to accelerate development at Corvette.
- Entered into a 9-month MOU to explore downstream opportunities.
- Entered into an Investor Rights Agreement
  - 12-month term
  - Albemarle will:
    - maintain ownership 4.9%
    - not increase its stake
    - restrictions on selling shares

The Downstream Opportunity

- Lithium chemical refining is currently the missing link in the Western supply chain.
- PMET considers important to partner with future refiners/customers looking for multi-generational sustainable sources of lithium.
- Albermarle is one of the few with real experience successfully refining hard-rock spodumene outside of China

Refer to the July 31, 2023 press release for further details

Permitting: Proven Pathway

For personal use only

Canadian Permitting Process:

- Submission of Project Description to the Provincial and Federal governments starts the permitting process – **completed November 2023.**
- Partial drainage of the lake to access the CV5 Pegmatite requires a HADD permit
- Formal federal authorization process (referred to as HADD) managed by the Department of Fisheries & Oceans ("DFO") to obtain a permit when a fish-bearing waterbody is impacted
- Thousands of HADD permits are issued by the DFO annually for a large variety of industries in Canada
- There are a number of examples where the DFO has been prepared to issue HADD permits to mining companies whose projects impacted waterbodies (e.g., Renard Diamond Mine,)
- Baseline work for ESIA underway to capture multiple seasons of data.

Catalysts: Focus on Execution & Value Creation

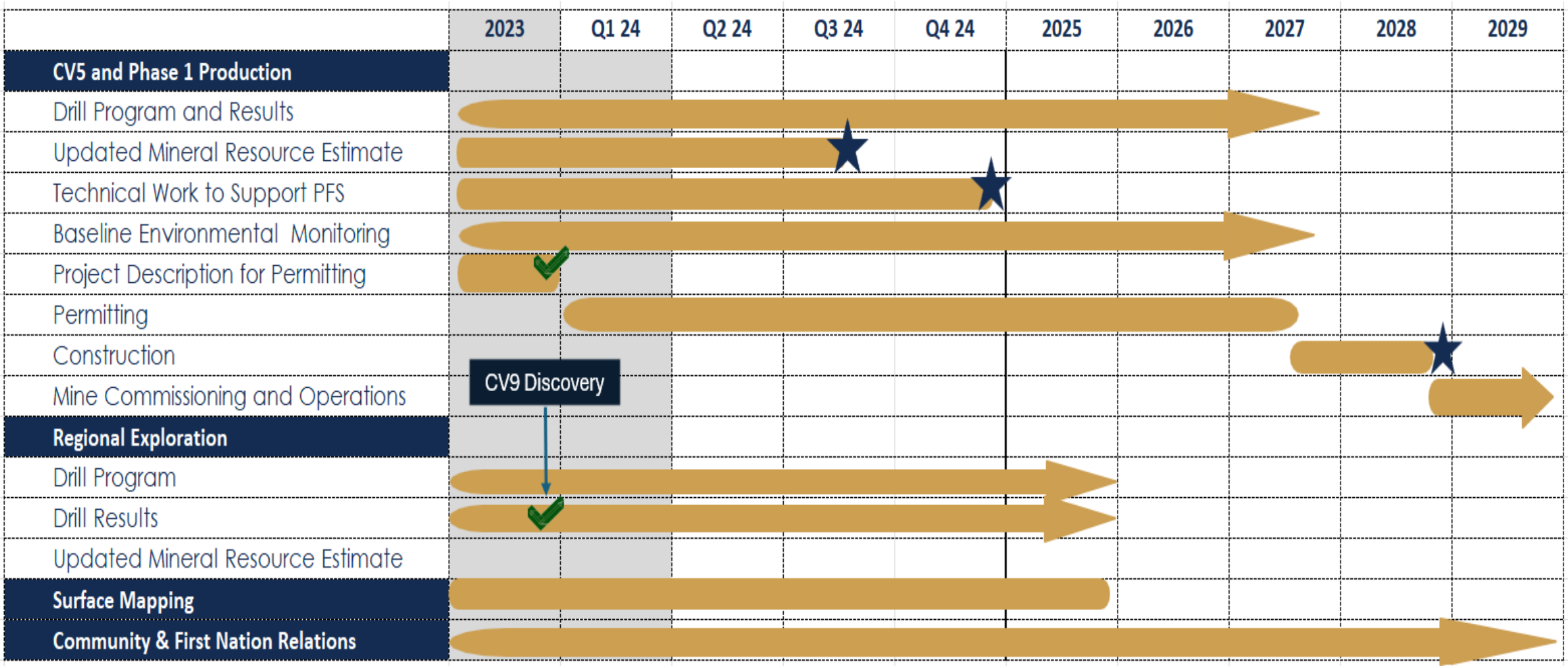

For personal use only

Strategy to Deliver Value

Our path to becoming the premier, long-term lithium raw material supplier to the growing North American energy transition

For personal use only

Develop CV5

- Deliver CV5 initial mineral resource estimate
- Progress EIS and permits for development
- Progress towards a prefeasibility study (PFS)
- Become a long-term lithium supplier in North America

Continue to Drill

- Extend CV5 westward to CV13
- Infill drilling at CV5
- Updated resource estimate at Corvette Q3-2024.
- Drill the CV8, CV9, CV10, and CV12 spodumene pegmatite clusters

Exploration

- Demonstrate exploration potential of 50 km prospective lithium pegmatite trend at Corvette Property
- Surface work on the remaining +20 km of trend yet to be assessed
- Discover and drill new spodumene pegmatite clusters

Corporate Snapshot

For personal use only

Share Price vs Volume Traded (Since ASX Listing)

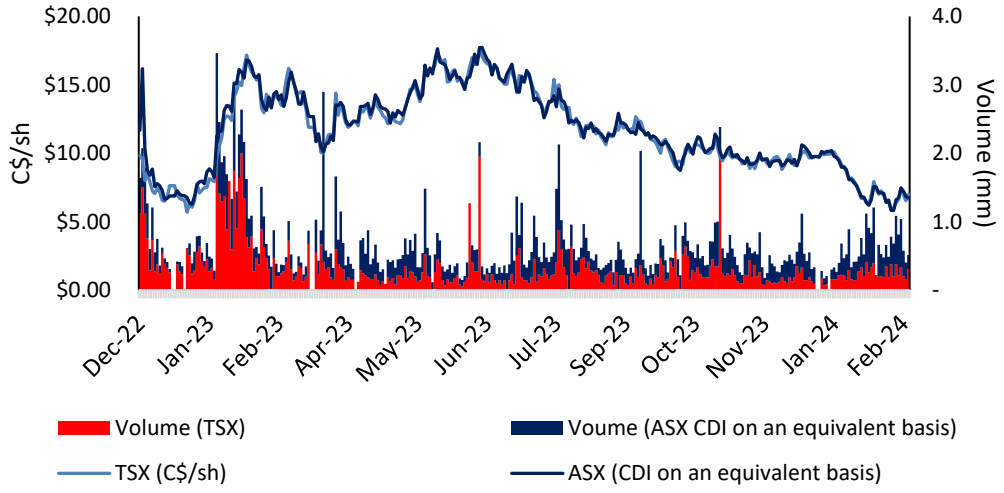

Shareholder Register

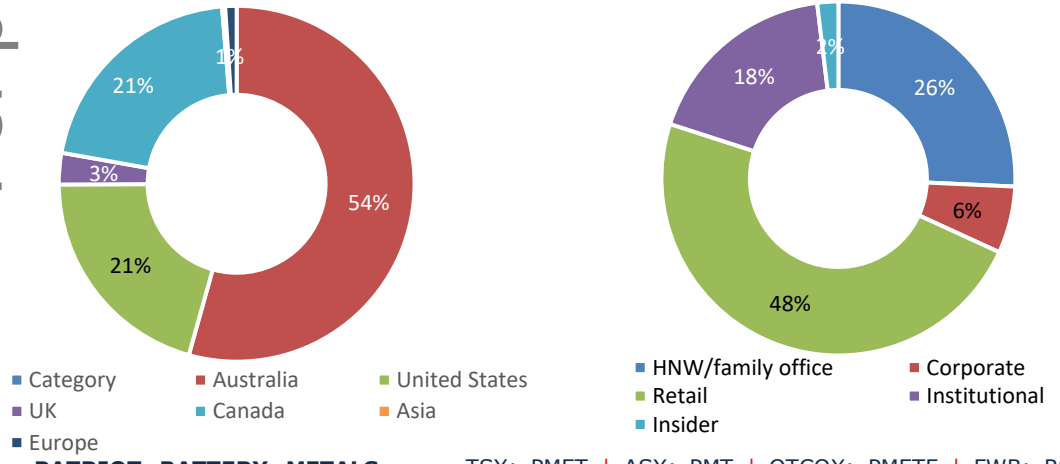

Trading Update

As at February 14, 2024	CAD (m)
Basic Share Outstanding	132
Dilutive Securities	12
FDITM Shares	144
FDITM Market Cap:	$1,010
Cash (as of end of FQ3 Dec. 31st)	$106
Potential Cash from FDITM Options & other	$21

Analyst Coverage

MACQUARIE
BMO Capital Markets
RAYMOND JAMES
cg Canaccord Genuity
VIII EIGHT CAPITAL
EUROZ HARTLEYS
CORMARK SECURITIES INC.
Desjardins
STIFEL GMP
RED CLOUD SECURITIES INC.

Proven Team with a Track Record of Value Creation

For personal use only



Ken Brindsen, B.Eng. (Mining), MAUSIMM, MAICD
CEO, President, Director

YEARS
Over 30 years

EXPERIENCE
CEO & MD, Pilbara Minerals

ACHIEVEMENTS
Developed Pilbara from exploration to production on the ASX 100

Blair Way, B.Sc., MBA
COO, Director

YEARS
Over 30 years

EXPERIENCE
- CEO, Leading Edge Materials
- VP, Ventana Gold
- Project Director, Oceanagold Philippines
- Project Director, BHP

ACHIEVEMENTS
International executive with resource, project development and construction experience

Natacha Garoute CPA, LLB
CFO

YEARS
Over 20 years

EXPERIENCE
- CFO, Champion Iron Ore
- CFO & Corporate Secretary, Roxgold

ACHIEVEMENTS
Extensive financial and capital markets experience, raised $500+M financing for developers and producers

Darren L. Smith, M.Sc., P.Geo.
Vice President, Exploration

YEARS
Nearly 20 years

EXPERIENCE
Strong focus on rare earth elements, and rare metals (Li, Ta, Nb)

ACHIEVEMENTS
Discovered Ashram (REE) and Corvette (Lithium); Project development; QP



Alix Drapack, P.Eng., MBA, ICD.D
Vice President, ESG

YEARS
Over 20 years

EXPERIENCE
Chief Sustainability Officer, Osisko Mining

ACHIEVEMENTS
Extensive experience in Quebec in H&S, HR, indigenous and community relations and project permitting



Greg Barfoot, M.Eng., MBA
Vice President, Project Development

YEARS
Over 25 years

EXPERIENCE
Project Management at BHP, SNC Lavalin and Fluor

ACHIEVEMENTS
Oversaw over $6.5 B of total invested capital across various commodities, locations and technical challenges

INDEPENDENT DIRECTORS

- Pierre Boivin (Chairman)
- Mélissa Desroches
- Brian Jennings

INVESTOR RELATIONS

Bradley Seward
VP IR Australia

YEARS
Nearly 10 years

EXPERIENCE
Equity Research, Syndication and Sales, Macquarie

Olivier Caza-Lapointe
Head of IR, North America

YEARS
Over 15 years

EXPERIENCE
Executive Director – Institutional Sales, CIBC; equity trading, CDPQ

For personal use only

Thank you.

PATRIOT BATTERY METALS INC.

+1 (604) 279 8709
info@patriotbatterymetals.com

PatriotBatteryMetals.com

TSX: PMET | ASX: PMT | OTCQX: PMETF | FWB: R9GA

For personal use only

Appendix

CV5 & Adjacent Spodumene Pegmatite Clusters

For personal use only

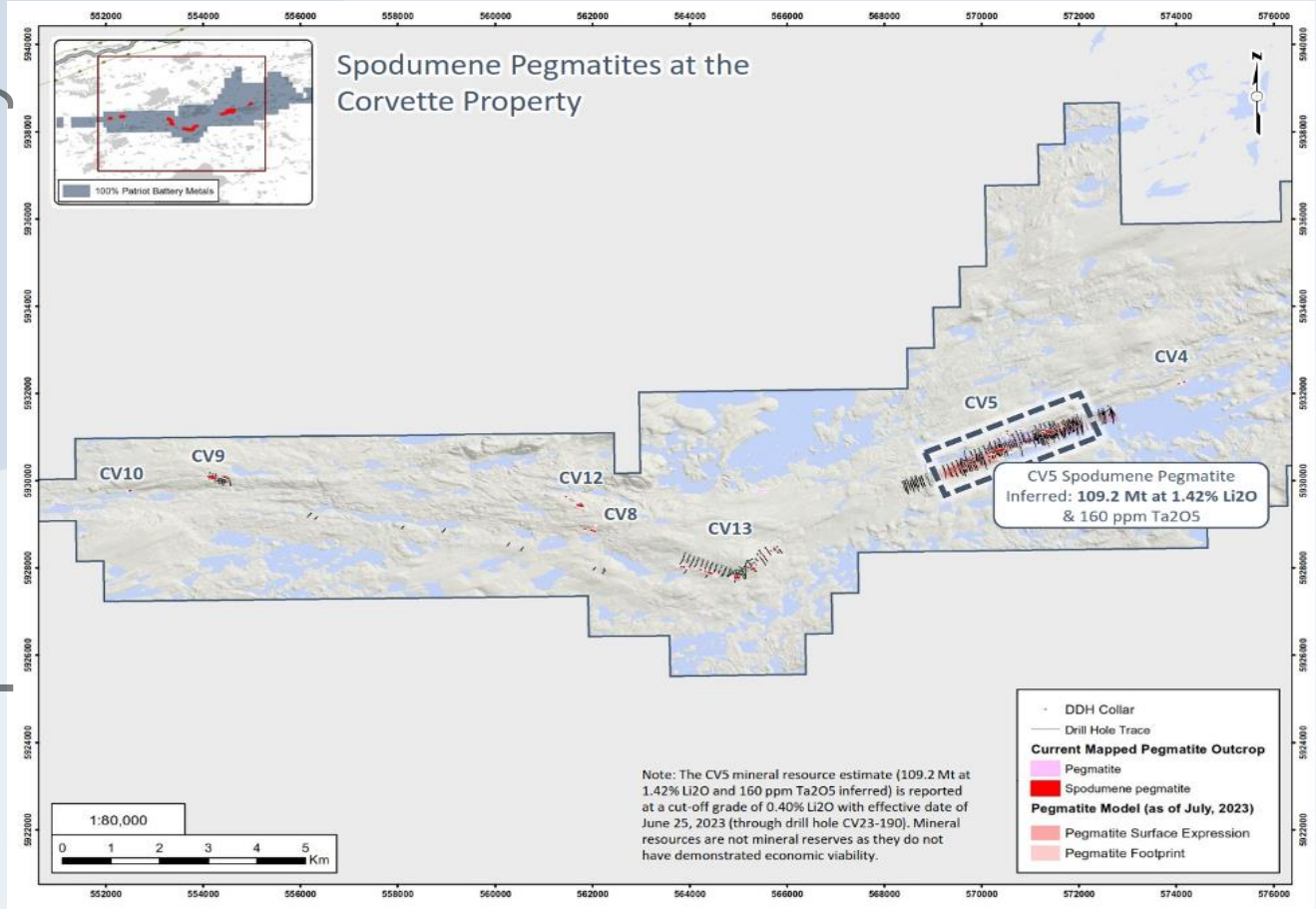

- CV5 is now a 4.4 km-long spodumene pegmatite body, as defined by drilling, which remains open
- CV13 is a cluster of >20 spodumene pegmatite outcrops extending over a ~2.3 km trend
- CV13 is situated ~2.9 km along geological trend from CV5
- Step-out drilling to continue southwest of CV5 to test for connectivity with CV13

CV9 Spodumene Pegmatite: Drilling

For personal use only

- CV9 is a **new** discovery at Corvette, located approximately 14km west of CV5.
- Drill hole CV23-345 hit approximately **100 m of near-continuous spodumene-bearing pegmatite at CV9.**
- **Three (3) drill holes have returned continuous pegmatite intersections of 60+ m.**
- 18 drill holes, totaling approximately 4,000 m, completed to date. Assays pending.

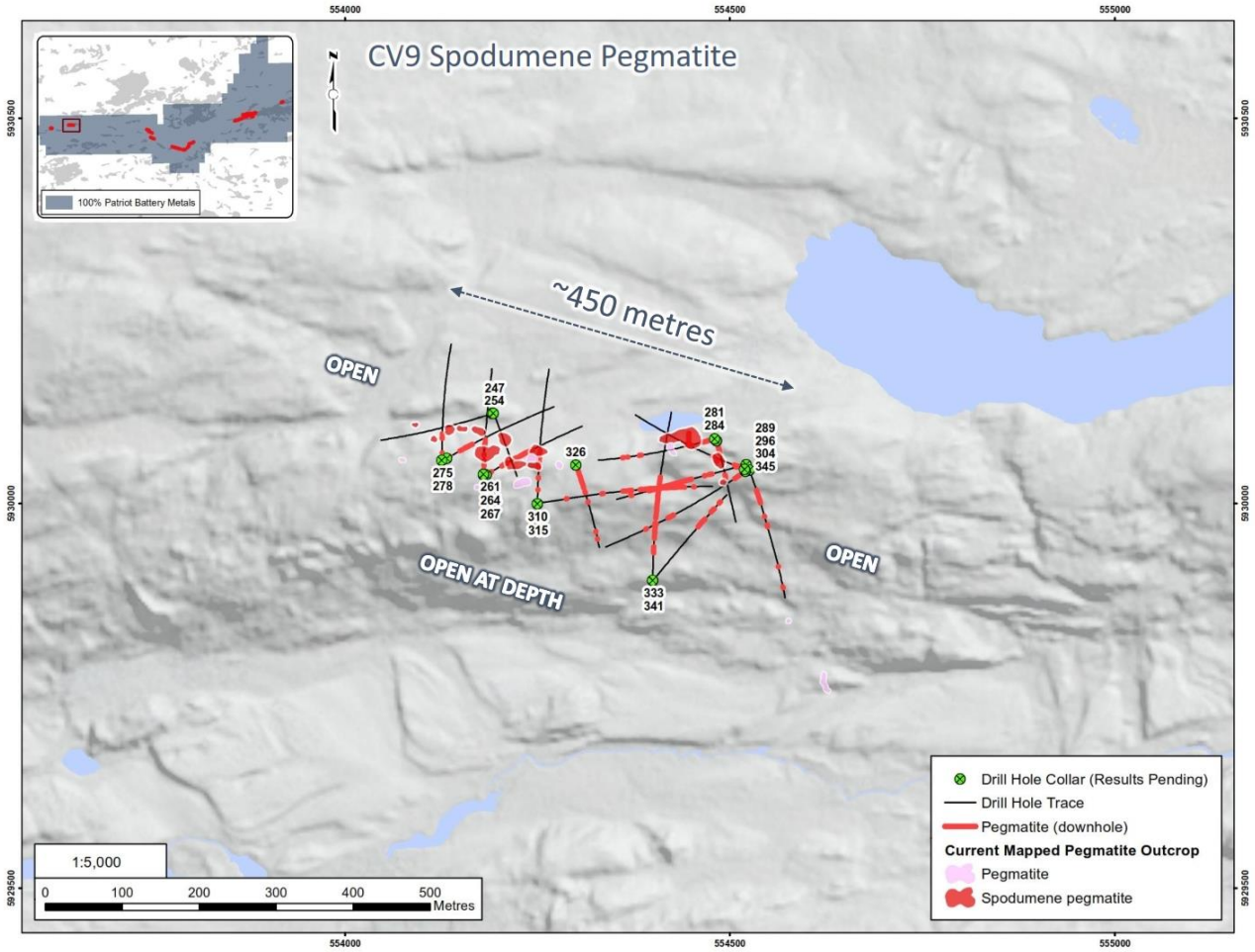

Visual estimates of mineral abundance should never be considered a proxy or substitute for laboratory analyses where concentrations or grades are the factor of principal economic interest. Visual estimates also potentially provide no information regarding impurities or deleterious physical properties relevant to valuations. Core sample assays for the entire pegmatite interval are anticipated to be received from the lab, and reported by the Company, in late Q1 2024..

CV5 Geological Model: Side View

For personal use only

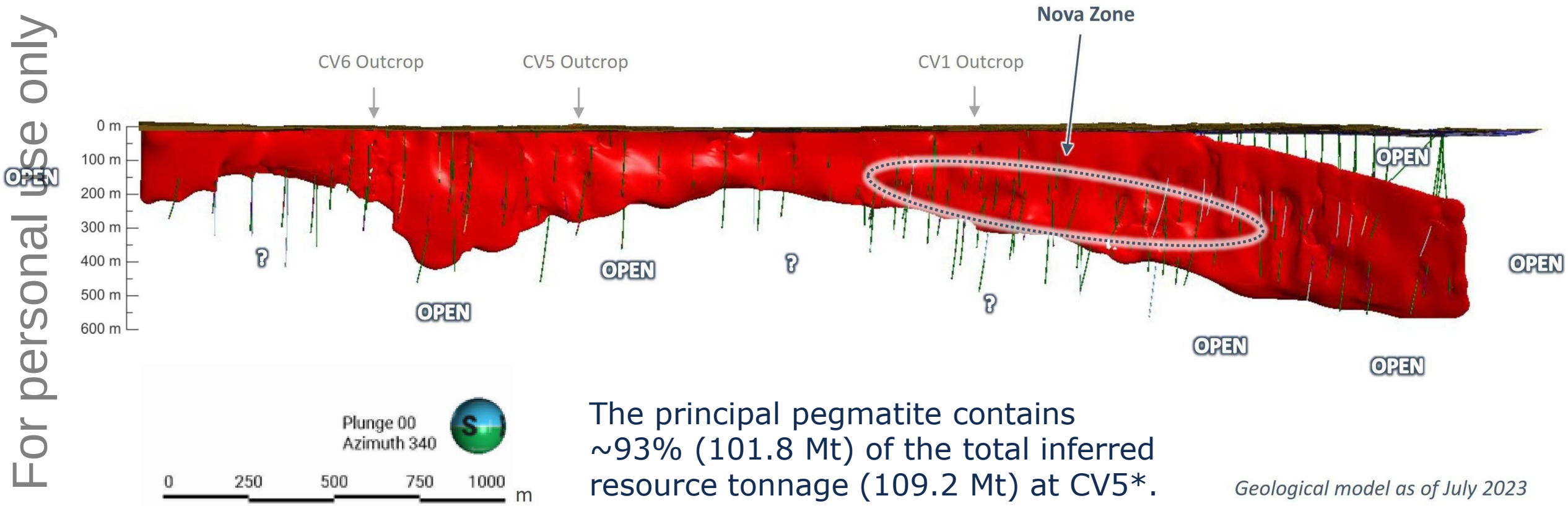

The principal pegmatite contains ~93% (101.8 Mt) of the total inferred resource tonnage (109.2 Mt) at CV5*.

Geological model as of July 2023

Side view of CV5 Spodumene Pegmatite geological model looking northerly (340°) - principal pegmatite only.

**CV5 mineral resource (109.2 Mt at 1.42% Li_2O and 160 ppm Ta_2O_5 inferred) is reported at a cut-off grade of 0.4% Li_2O with effective date of June 25, 2023. Mineral resources are not mineral reserves as they do not have demonstrated economic viability.*

CV5 Mineral Resource*: Pit Constrained Block Model

For personal use only

The CV5 mineral resource* block model, at a pit-constrained inferred level of confidence, incorporates ~3.4 km of the total 4.35 km long pegmatite as has been defined by drilling to date.

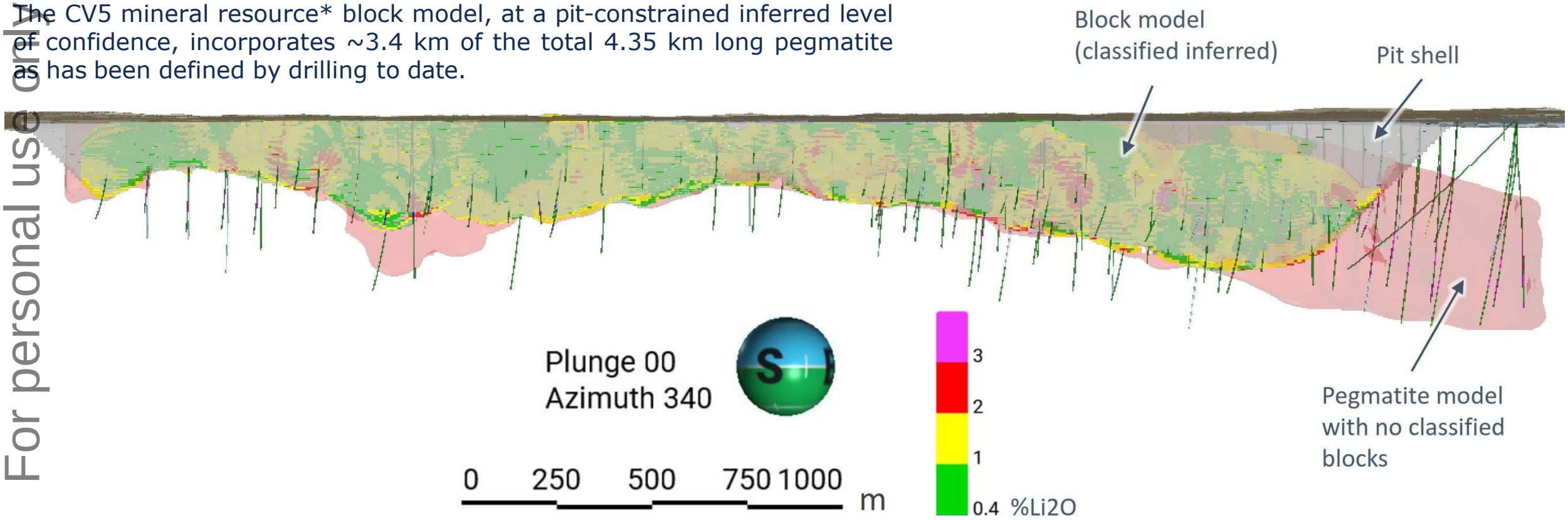

Select views of the pit constrained, inferred classified block model.

**CV5 mineral resource (109.2 Mt at 1.42% Li2O and 160 ppm Ta2O5 inferred) is reported at a cut-off grade of 0.4% Li2O with effective date of June 25, 2023. Mineral resources are not mineral reserves as they do not have demonstrated economic viability.*

CV5 Mineral Resource*: Sensitivity Analysis

For personal use only

Cut-off grade sensitivity analysis defines very high-grade and significant tonnage at high cut-off grade, and excellent grade with significant tonnage at low cut-off grade:

- 46.3 Mt at 2.03% Li2O inferred (1.40% Li2O, pit constrained cut-off)
  - **Primarily located within the Nova Zone.**
- 123.4 Mt at 1.28% Li2O inferred (0.10% Li2O, pit constrained cut-off)

Cut-off Grade Li_2O (%)	Classification	Tonnes ≥ Cut-off	Li_2O ≥ Cut-off (%)
0.10	Inferred	123,357,000	1.28
0.20	Inferred	116,246,000	1.35
0.30	Inferred	112,215,000	1.39
0.40	**Inferred**	**109,242,000**	**1.42**
0.50	Inferred	106,285,000	1.45
0.60	Inferred	102,461,000	1.48
0.70	Inferred	97,962,600	1.52
0.80	Inferred	92,132,900	1.57
0.90	Inferred	85,223,900	1.63
1.00	Inferred	77,555,100	1.69
1.10	Inferred	69,312,500	1.77
1.20	Inferred	61,176,200	1.85
1.30	Inferred	53,299,900	1.94
1.40	Inferred	46,308,100	2.03
1.50	Inferred	39,970,900	2.13
1.60	Inferred	34,157,600	2.22
1.70	Inferred	29,230,300	2.32
1.80	Inferred	24,956,000	2.42
1.90	Inferred	21,173,700	2.52
2.00	Inferred	18,115,400	2.62

This table should not be interpreted as a mineral resource statement. The data is presented to demonstrate the mineral resources sensitivity to various cut-off grades. The selected cut-off grade for the base case is 0.40% Li_2O with the revenue factor 1 pit shell constraint.

**CV5 mineral resource (109.2 Mt at 1.42% Li2O and 160 ppm Ta2O5 inferred) is reported at a cut-off grade of 0.4% Li2O with effective date of June 25, 2023. Mineral resources are not mineral reserves as they do not have demonstrated economic viability.*

CV5 Geological Model Cross-Sections

For personal use only

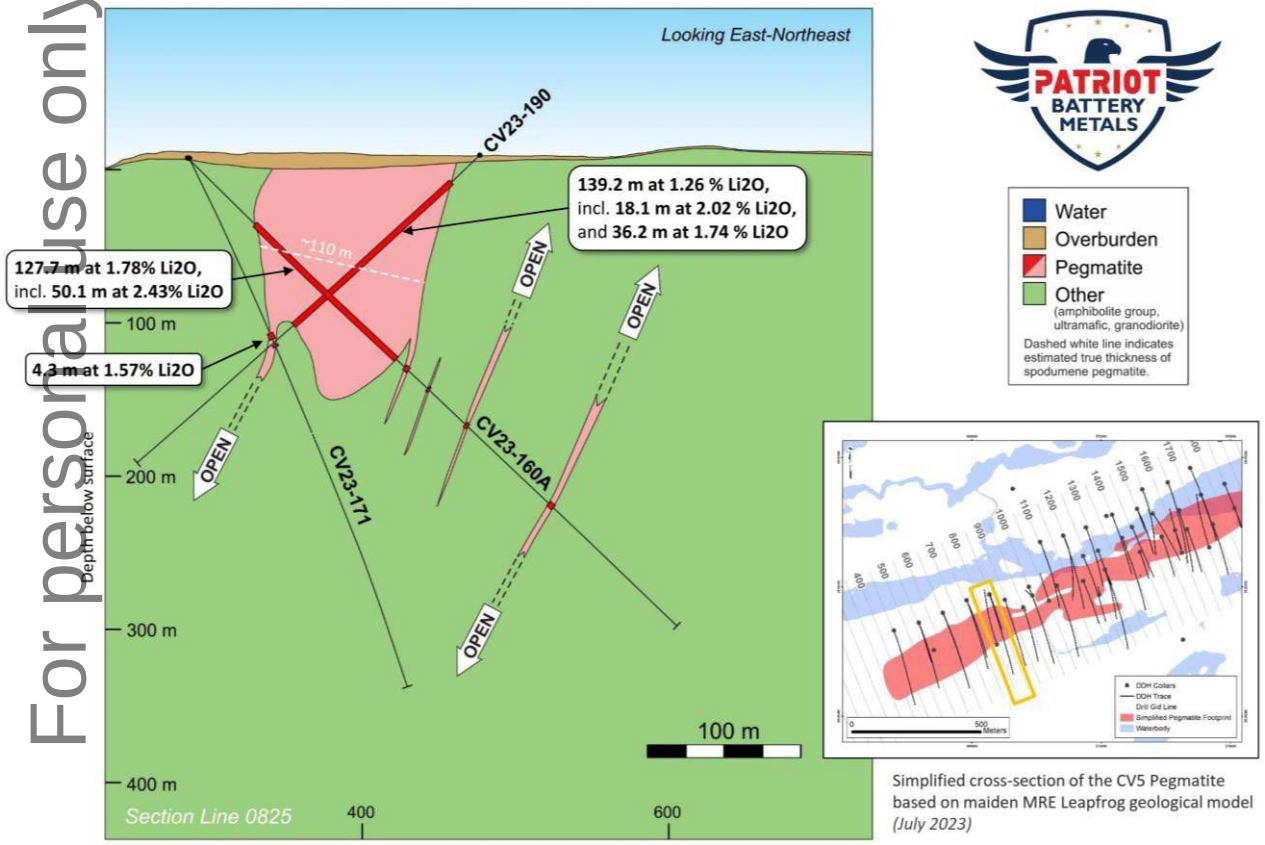

Simplified cross-section of the CV5 Pegmatite based on maiden MRE Leapfrog geological model *(July 2023)*

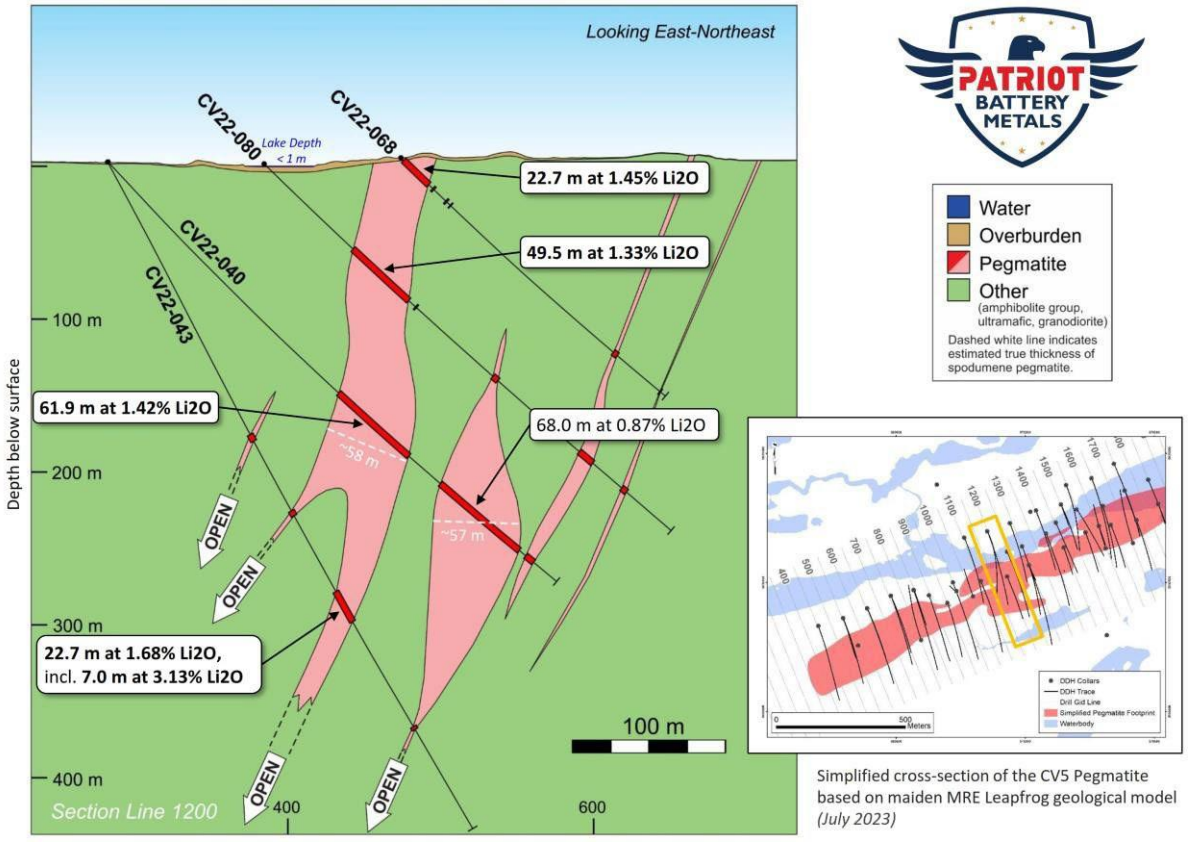

Simplified cross-section of the CV5 Pegmatite based on maiden MRE Leapfrog geological model *(July 2023)*

CV5 Geological Model Cross-Sections

For personal use only

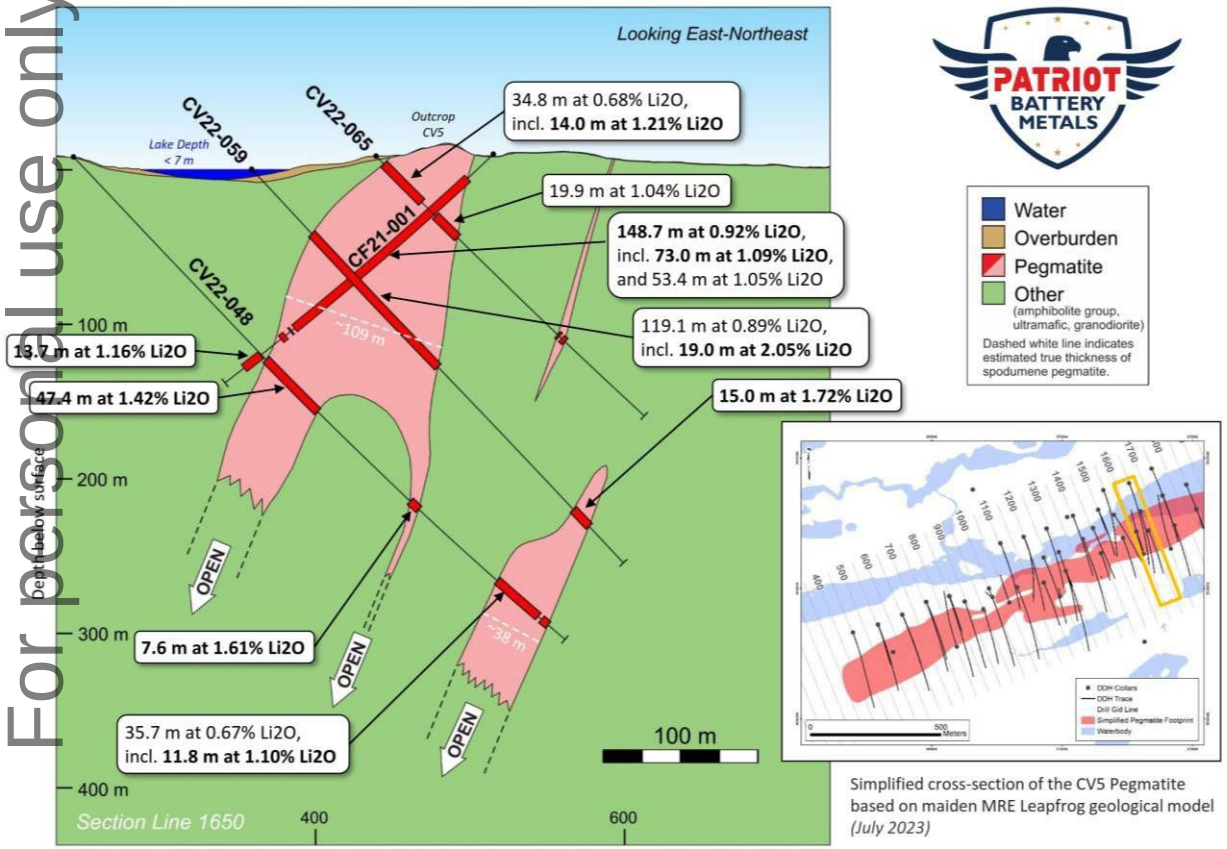

Water
Overburden
Pegmatite
Other (amphibolite group, ultramafic, granodiorite)
Dashed white line indicates estimated true thickness of spodumene pegmatite.

Simplified cross-section of the CV5 Pegmatite based on maiden MRE Leapfrog geological model *(July 2023)*

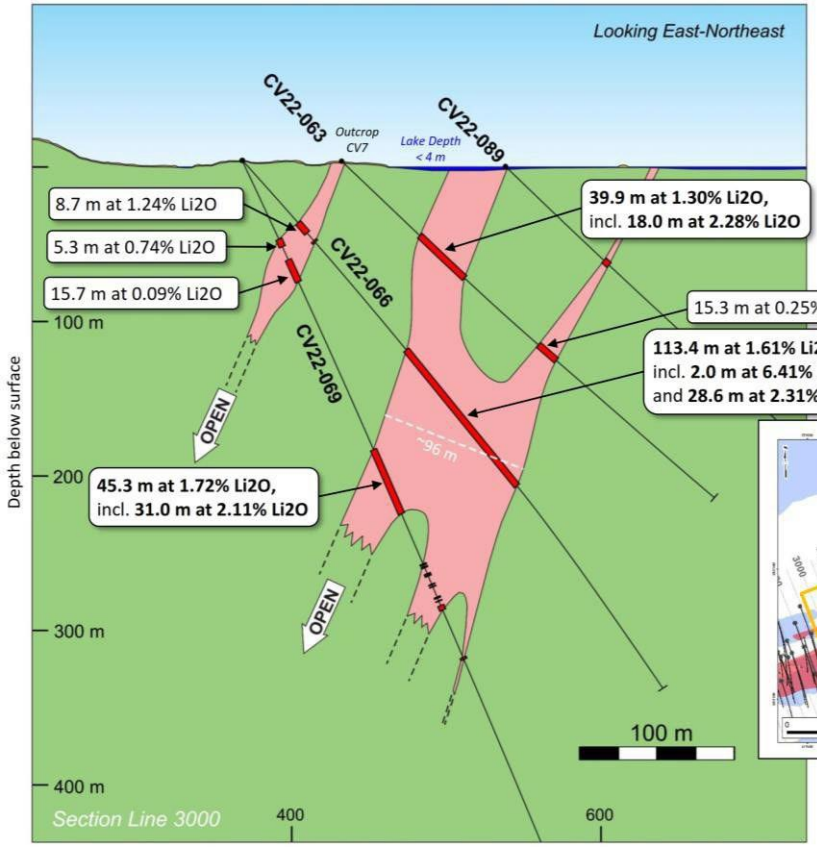

Water
Overburden
Pegmatite
Other (amphibolite group, ultramafic, granodiorite)
Dashed white line indicates estimated true thickness of spodumene pegmatite.

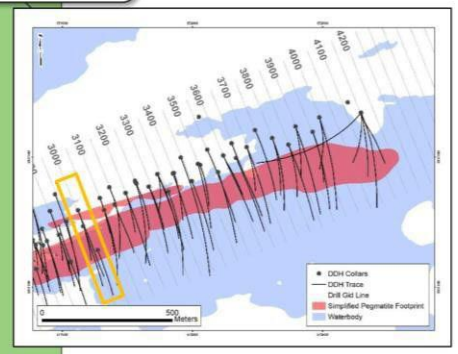

Simplified cross-section of the CV5 Pegmatite based on maiden MRE Leapfrog geological model *(July 2023)*

CV5 Maiden Mineral Resource Statement

Cut-off Grade Li2O (%)	Classification	Tonnes (Mt)	Li2O (%)	Ta2O5 (ppm)	Contained Li2O (Mt)	Contained LCE (Mt)
0.40	Inferred	109.2	1.42	160	1,551,000	3,835,000

- Mineral resources were prepared in accordance with National Instrument 43-101 – Standards for Disclosure of Mineral Projects ("NI 43-101") and the CIM Definition Standards (2014). Mineral resources that are not mineral reserves do not have demonstrated economic viability. This estimate of mineral resources may be materially affected by environmental, permitting, legal, title, taxation, sociopolitical, marketing, economic, or other relevant issues.
- The independent Competent Person (CP), as defined under JORC, and Qualified Person (QP), as defined by NI 43-101 for this estimate is Todd McCracken, P.Geo., Director – Mining & Geology – Central Canada, BBA Inc.
- The Effective Date of the estimate is June 25, 2023 (through drill hole CV23-190).
- Estimation was completed using a combination of ordinary kriging and inverse distance (ID2) in Leapfrog Edge software with dynamic anisotropy search ellipse on specific domains.
- Drill hole composites average 1 m in length. Block size is 10 m x 5 m x 5 m with sub-blocking.
- Open-pit mineral resources statement is reported at a cut-off grade of 0.4% Li2O and is based on a spodumene concentrate price of US$1,500/tonne and an exchange rate of 0.76 CAD/USD.
- Rounding may result in apparent summation differences between tonnes, grade, and contained metal content.
- Tonnage and grade measurements are in metric units.
- Conversion factors used: Li2O = Li x 2.153; LCE (i.e., Li2CO3) = Li2O x 2.473, Ta2O5 = Ta x 1.221.
- Densities for pegmatite blocks were estimated using a linear regression function (SG = 0.0709 x Li2O% + 2.6217) derived from 1,408 SG field measurements and Li2O grade. Non-pegmatite blocks were assigned a fixed SG based on the field measurement median value of their respective lithology.

For personal use only

Notes - Peer Comparison Information

Company	Project	Stage	Reserves (Mt LCE)			Resources (Mt LCE) - Inclusive of Reserves				Information Source(s)
			Proven	Probable	Total Reserves	Measured	Indicated	Inferred	Total Resources	
AVZ Minerals	Manono (75%)	Feasibility	2.0	2.0	**4.0**	3.1	5.3	3.9	**12.3**	AVZ Minerals June 2022 Quarterly Activities Report; ASX Announcement dated May 24, 2021
Azure Minerals	Andover (60%)	Pre-Resource	--	--	**--**	--	--	--	**--**	ASX Announcement dated March 29, 2022
Core Lithium	Finniss	Producing	0.2	0.2	**0.4**	0.2	0.5	0.3	**1.0**	ASX Announcement dated October 27, 2023
Critical Elements	Rose	Feasibility	--	0.6	**0.6**	--	0.7	0.0	**0.7**	Critical Elements August 2023 Updated Feasibility Study
Frontier Lithium	PAK	Pre-Feas	--	0.8	**0.8**	0.1	1	1.1	**2.2**	Frontier Lithium Press Release dated May 31, 2023
Liontown	Kathleen Valley	Construction	0.1	2.2	**2.3**	0.6	3.8	0.9	**5.3**	ASX Announcement dated November 11, 2021
Liontown	Buldania	Resource	--	--	**--**	--	0.2	0.1	**0.4**	ASX Announcement dated November 8, 2019
MinRes	Wodgina (40%)	Producing	0.01	2.3	**2.3**	--	2.6	0.5	**3.1**	ASX Announcement dated September 22, 2023
MinRes	Mt Marion (50%)	Producing	0.00	0.6	**0.6**	--	0.7	0.4	**1.1**	ASX Announcement dated September 22, 2023
Piedmont	Carolina	Feasibility	--	0.5	**0.5**	--	0.8	0.4	**1.2**	Piedmont Lithium Press Release dated December 14, 2021
Piedmont	NAL (25%)	Producing	0.01	0.1	**0.1**	0.01	0.2	0.3	**0.4**	Sayona Mining ASX Announcement dated April 14, 2023
Piedmont	Authier (25%)	Producing	0.04	0.04	**0.1**	0.04	0.1	0.02	**0.1**	Authier Lithium Project Updated DFS dated October 2019; Sayona Mining 2022 Half-Year Report
Pilbara Minerals	Pilgangoora	Producing	0.7	5.7	**6.2**	0.7	8.9	2.0	**11.9**	ASX Announcement dated August 24, 2023
Pilbara Minerals	Altura	Restart	0.2	0.8	**1.0**	0.2	0.9	0.1	**1.2**	Altura Mining 2019 Annual Report
Sayona Mining	NAL (75%)	Producing	0.02	0.4	**0.4**	0.02	0.6	0.8	**1.3**	ASX Announcement dated April 14, 2023
Sayona Mining	Authier (75%)	Producing	0.1	0.1	**0.2**	0.1	0.2	0.1	**0.3**	Authier Lithium Project Updated DFS dated October 2019; Sayona Mining 2022 Half-Year Report
Sayona Mining	Moblan (60%)	Feasibility	0.1	0.1	**0.2**	0.1	0.8	0.3	**1.2**	ASX Announcement dated April 17, 2023
Sigma Lithium	Grota do Cirilo	Ramp-Up	1.0	1.0	**1.9**	1.3	1.4	0.3	**3.0**	Sigma Lithium Press Release dated January 19, 2023
Patriot Battery	CV5	Resource	--	--	**--**	**--**	**--**	3.8	**3.8**	Patriot Battery Metals Press Release dated July 30, 2023

Note: Lithium reserves & resources only; shown on an attributable basis. Estimates may have been prepared under different estimation and reporting regimes and may not be directly comparable. Patriot Battery Metals accepts no responsibility for the accuracy of peer reserves & resource data as presented. Details on the tonnes, category, grade, and cut-off for mineral resources and/or reserves of each company noted herein are found within the respective information source link provided.

For personal use only