

Company Presentation

16 February, 2024

For personal use only



STEALTH GROUP
HOLDINGS LTD

An Australian Industrial Distribution Company

Our Approach.

What We Do

We are a wide-range distributor, and a retailer, of Industrial industrial MRO and Automotive products and value-add solutions to Commercial, Trade and DIY consumers.

Our Model


We provide products and solutions for every workplace.

Our Ambition

Industry leadership position by being Australia's go-to favourite place for Industrial and Automotive Supplies and Solutions.

Our Commitment

Responsible management to deliver sustainable long-term growth and shareholder value.




For personal use only

Why Invest?

Building the #1 market leading alternative to the majors.

- Defensive growth sectors in large, fragmented, \$60bn markets
- Scale and leading positions
- Differentiated customer proposition
- Clear track record of growth
- Multiple growth drivers
- Strong financial track record, solid balance sheet
- Growing industry leadership



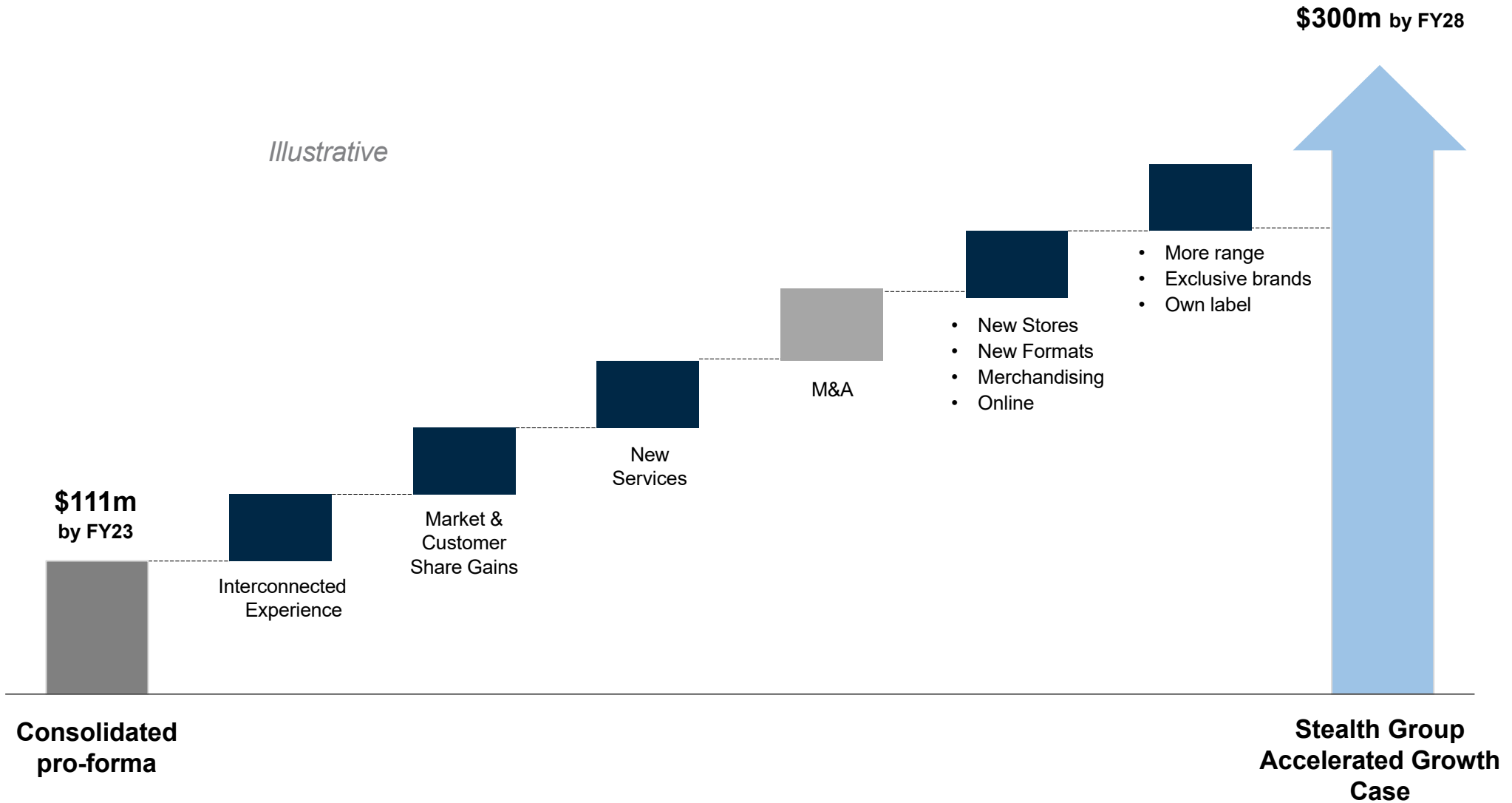


We are a Stronger, More Agile Company Today Than We've Ever Been, and Well-Positioned to Capitalise on the Growth Opportunities in Our Market.

For personal use only

Sales Growth 5-year outlook.

For personal use only





Where we are today.

For personal use only

~\$125m

In Revenue

65

Store locations
Australia-wide

>95%

Of products we sell are
Non-discretionary items

> \$60m

Pipeline of organic
new annual revenue in
FY25

Well-positioned
to be the
#1 market-alternative
to the majors

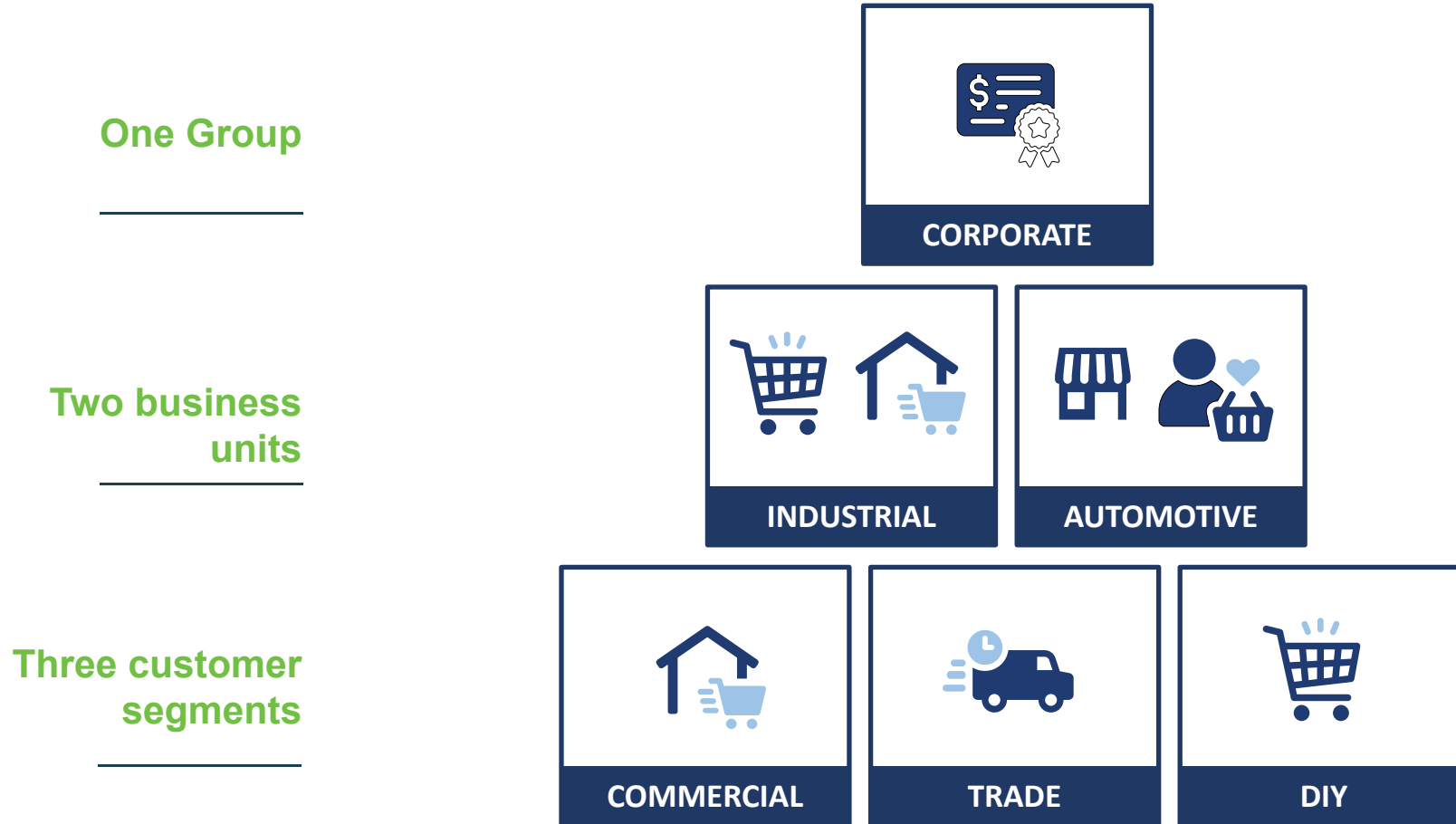
Pre-Audit Financial Performance 1H24

For personal use only

Year ended 31 December (\$m)	1H FY24	1H FY23	Var %
Revenue	56.5	52.4	7.8%
Gross Profit	16.6	15.2	9.3%
Earnings before interest, tax, depreciation and amortisation	2.8	2.3	23.7%
Earnings before interest and tax	1.4	0.8	71.3%
Profit before tax	0.7	0.3	121.0%
Net profit after tax	0.5	0.3	49.1%
Basic earnings per share (cps)	0.45	0.31	48.4%
Return on capital employed (%)	11.8%	6.6%	77.3%
Operating cash flows	2.9	1.8	65.2%
Net capital expenditure	0.5	0.6	(9.8%)
Free cash flows	2.4	1.2	101.2%
Cash realisation ratio (%)	130	75	73.3
Net financial debt	5.8	10.1	(42.1%)
Net Debt to EBITDA (x)	1.0x	2.2x	(53.2%)

A new structure creates opportunities to drive more growth








For personal use only



Well-positioned for growth.

Stealth is actively pursuing opportunities in each pathway.

For personal use only

Operating Divisions	Industrial			Automotive			
Our Business	We provide a wide-range assortment of Industrial maintenance, repair & operations 'MRO' products and Automotive aftermarket parts and accessories to Commercial, Trade and DIY consumers.						
Products and Solutions	 INDUSTRIAL	 SAFETY & PPE	 AUTOMOTIVE	 WORKPLACE	 HIRE RENTAL	 SERVICES	 SOLUTIONS

2024 focus areas

Positive impact on sales, margin and profit.

TOP-LINE IMPACT

Dynamic Pricing	More gains from commercial, trade and DIY	Improve the customer experience
-----------------	---	---------------------------------

BOTTOM-LINE IMPACT

Be more cost efficient	Increase productivity	Improve operational performance	Improve the employee experience
------------------------	-----------------------	---------------------------------	---------------------------------

For personal use only

We are well placed to win.

For personal use only



For personal use only

Thankyou

