31 January 2024

ASX ANNOUNCEMENT

December 2023 Quarterly Report

Rumble Resources Ltd (ASX: RTR) ("Rumble" or "the Company") is pleased to provide an update with respect to the Company's activities during the December 2023 quarter, focusing on advancing the emerging world class Earaheedy Zinc-Lead-Silver Project. Highlights include:

Earaheedy Zn-Pb-Ag-Cu Project, Western Australia

Mato Prospect RC Drilling E69/3787 (100% RTR)

- RC drilling confirmed a significant new Zn-Pb sulphide discovery at Mato with the potential to add substantially to the existing pit constrained Inferred Mineral Resource.
- The latest results at Mato all come from a single 800m long drill traverse and include:
  - **29m @ 3.12 % Zn + Pb** from 174m (EHRC734)
    including **14m @ 5.04% Zn + Pb** from 183m
  with high-grade zones of **4m @ 10.16% Zn + Pb** from 184m and **2m @ 15.58% Zn + Pb** from 186m
  - 10m @ 2.11% Zn + Pb from 188m (EHRC735)
    including 3m @ 5.65% Zn + Pb from 190m
  - **9m @ 4.89% Zn + Pb** from 180m (EHRC738)
    including **4m @ 7.93% Zn + Pb** from 183m
  - 21m @ 2.0% Zn + Pb from 214m (EHRC740)
    Including **5m @ 4.43% Zn + Pb** from 220m

These results compliment the original discovery hole previously reported (refer to ASX release 5th and 31st October 2023) where EHRC733 returned:

  - **16m @ 5.09% Zn + Pb** from 153m (EHRC733)
    Including **10m @ 7.05% Zn + Pb** from 157m

- The Mato discovery has the hallmarks of a large mineralising system which potentially could enhance the economics and lends further support to Earaheedy developing into a world class base metal camp.
- The latest results occur 10km west of the Chinook Zn-Pb deposit and drilling along this 10km trend has been limited to three short traverses that are all mineralised.
- The host and style of the Mato Zn-Pb mineralisation is near identical to the Chinook-Tonka-Navajoh Zn-Pb deposits.

Metallurgical Diamond Drilling Completed Successfully

- 10 PQ3 diamond holes have been completed at Earaheedy, providing over two tonnes of mineralised drill core for beneficiation and flotation test programs.
- Drillhole locations were designed to provide representative intervals of Zn-Pb mineralisation along and across the strike of the Chinook Deposit.
- Test work will also deliver further geo-metallurgical information to be applied in upcoming scoping studies.
- Drill core has been logged and photographed and the selected intervals have now arrived in Perth for assay analysis and metallurgical testing.

For personal use only

Rumble Resources Ltd

Level 1, 16 Ord Street,
West Perth, WA 6005

T +61 8 6555 3980

F +61 8 6555 3981

rumbleresources.com.au

ASX RTR

Executives & Management

Mr Peter Venn
Interim Managing Director

Mr Matthew Banks
Non-executive Director

Mr Michael Smith
Non-executive Director

Mr Geoff Jones
Non-executive Director

Mr Steven Wood
Joint Company Secretary

Trevor Hart
Joint Company Secretary

Mr Brett Keillor
Head of Technical

Next Steps

- Receive the remaining assays for the extensional RC drilling completed at the 9km x 3km Mato Prospect during the 2023 field season – define high priority drill targets for the 2024 field season.
- Metallurgical studies – Commence beneficiation and flotation optimisation test program on the Chinook deposit.
- Resource definition drilling – expand & upgrade the classification of existing sulphide deposits at Chinook and Tonka.
- Scoping studies – review early development scenarios/options following abovementioned metallurgical programs.

Corporate

- On 25th October Rumble announced the appointment of experienced mining executive and company director Peter Harold as Managing Director and Chief Executive Officer (MD and CEO), effective from Monday 12 February 2024.
- Rumble's current interim Managing Director Peter Venn will transition to the role of Technical Director, working closely with Mr Harold, and continuing to play a key role in delivery of the Company's organic growth model through exploration and development.
- On 24th October the Company announced it has entered into an agreement to acquire four exploration tenements (E69/3815, E69/3842, E69/3889 and E52/3879) in the Earaheedy Basin from Blaze Minerals Ltd (ASX:BLZ) for 2,291,047 RTR shares (being $250,000 worth of RTR shares).
- The acquisition substantially enhances the exploration search footprint with the highly prospective tenure lying over significant inferred portions of the western continuation of the Navajoh Unconformity, which is considered the main target unit associated with the Chinook - Tonka - Navajoh Zn-Pb-(Ag) deposits, that lie between 10-20km southeast of E69/3815.
- E69/3815 lies only 1.3km along strike from the newly discovered Mato Prospect.

For personal use only

1. EXPLORATION AND DEVELOPMENT ACTIVITIES

1.1 Earaheedy Zn-Pb-Ag Project, Wiluna, Western Australia

The emerging, world class Earaheedy Zn-Pb-Ag Project is located 110km northeast of Wiluna, Western Australia. The Project includes granted tenement (E69/3464), which forms the Rumble Resources Ltd 75% / Zenith Minerals Ltd (ASX: ZNC) 25% Joint Venture ("JV") and E69/3787, E69/3862, E69/4124 and ELA69/4149 which are 100% owned by Rumble (see Figure 1).

In addition to the above tenements, Rumble is acquiring (100% RTR) four granted exploration licences that lie north and northwest of the existing tenure (refer to ASX release 24th October 2023. These tenements comprise of E69/3815, E69/3842, E69/3889 and E52/3879 (see Figure 6).

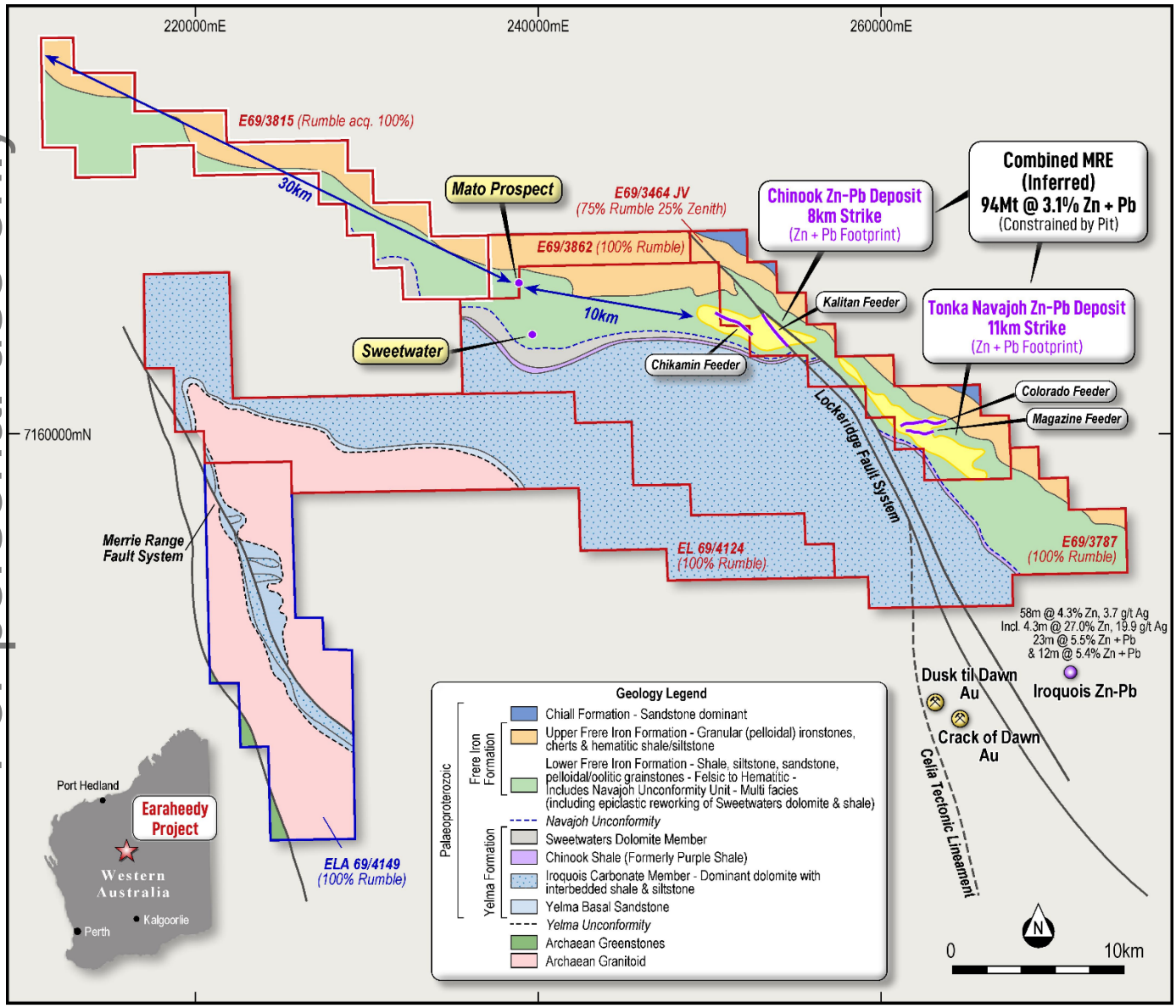

Figure 1 – Earaheedy Project – Location of Chinook, Tonka-Navajoh Deposits, and Mato Prospect over interpretative solid geology

For personal use only

Mato Prospect RC drilling – E69/3787 and E69/3862 (100% RTR)

During the quarter, the Company continued broad spaced extensional RC drilling at the Mato Prospect, within 100% RTR tenements – E69/3787 and E69/3862. RC drilling has confirmed a significant new Zn-Pb sulphide discovery at the Mato Prospect (see Figure 2, 3 and 4).

Drillhole assays returned include better intercepts of **29m @ 3.12 % Zn + Pb** from 174m with a higher-grade zone of **14m @ 5.04% Zn + Pb** from 183m in EHRC734 and **9m @ 4.89% Zn + Pb** from 180m in EHRC738, which supported the initial discovery drill hole EHRC733 that returned **16m @ 5.09% Zn + Pb** from 153m, with a higher-grade internal zone of **10m @ 7.05% Zn + Pb**. The latest results have confirmed Mato as a significant new Zn-Pb sulphide discovery with the characteristics of a large mineralising system.

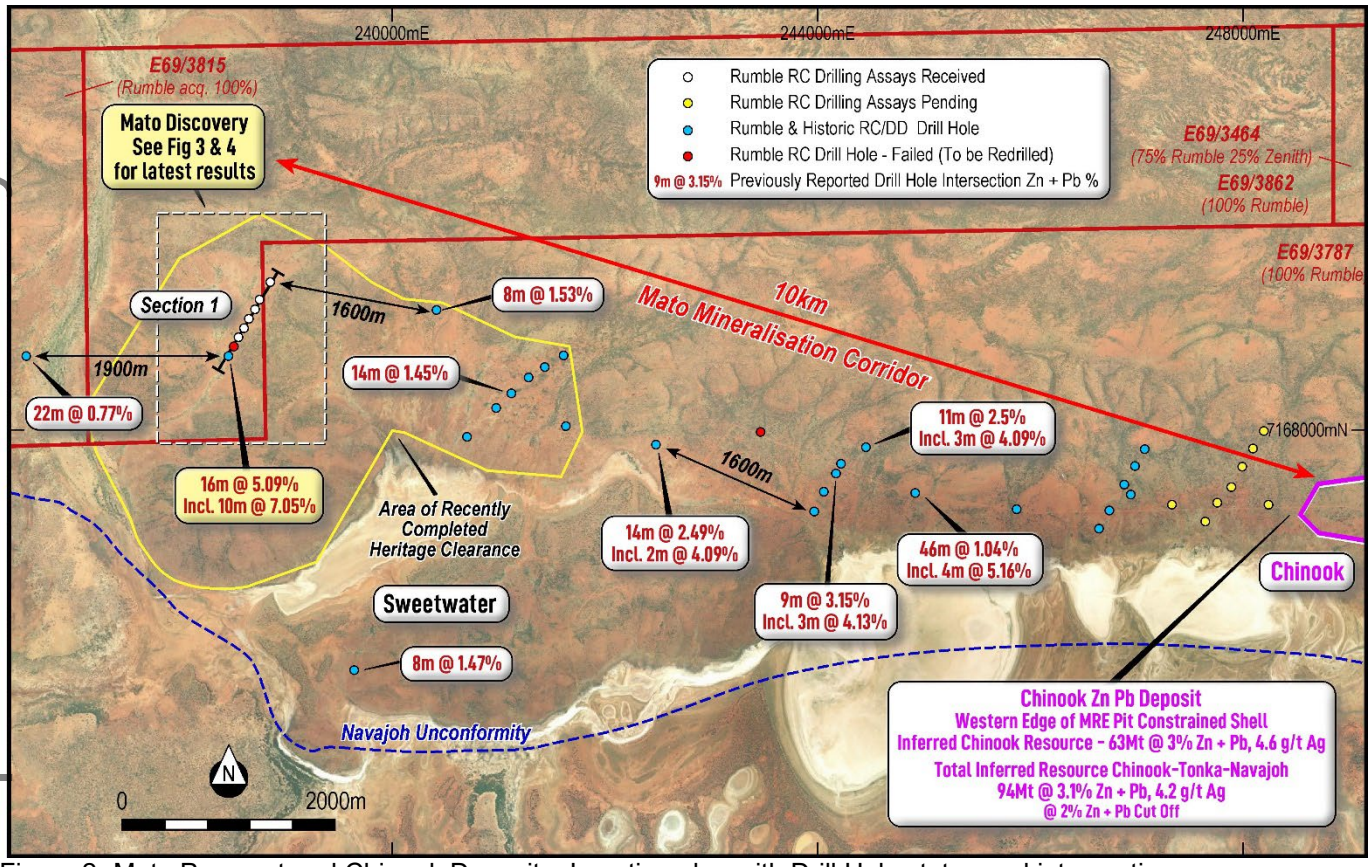

Figure 2- Mato Prospect and Chinook Deposit – Location plan with Drill Hole status and intersections

During the quarter, Rumble also received heritage survey clearance to allow for further drill testing along the interpreted 9km x 3km mineralised footprint at the Mato Prospect. This heritage clearance has importantly allowed the Company to drill along strike and up-dip of the Mato discovery (Figure 2 and 3). The Company expects to receive the final assays for this recent phase of extensional drilling at Mato in Q1 CY2024.

For personal use only

For personal use only

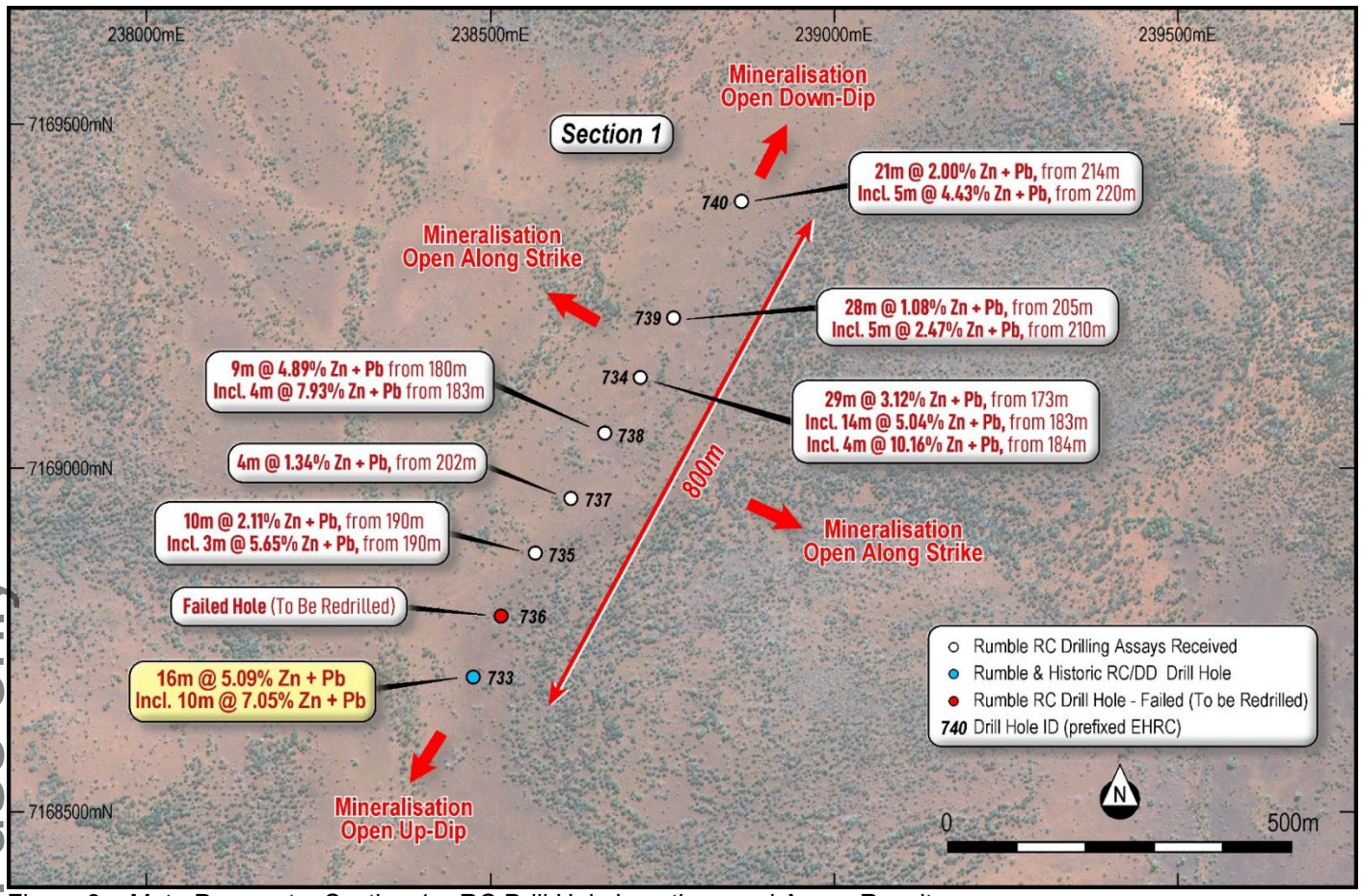

Figure 3 – Mato Prospect – Section 1 – RC Drill Hole Locations and Assay Results

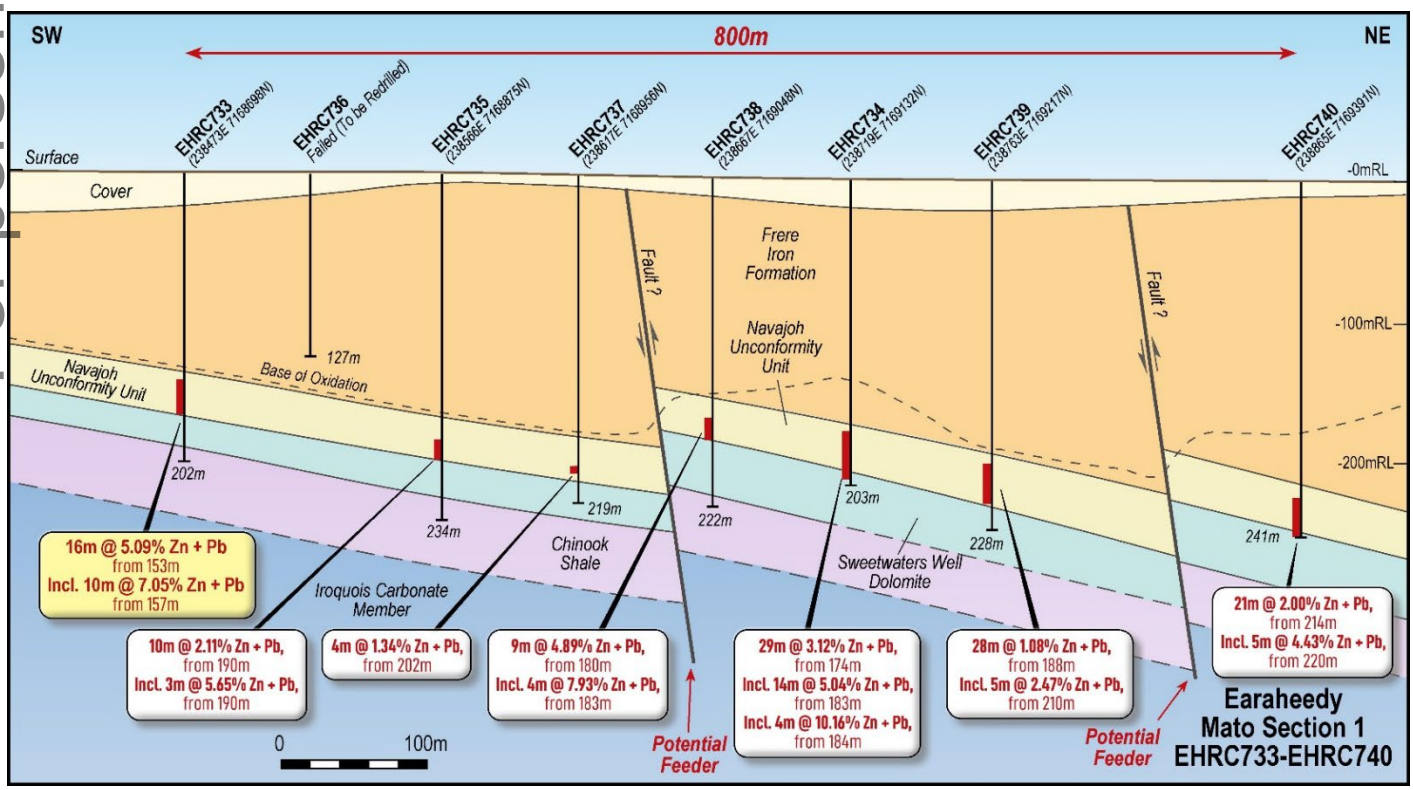

Figure 4 - Mato Prospect – EHRC733-740 geology section with Drill Hole assay results.

Metallurgical Diamond Drilling Completed - E69/3787 (100% RTR) and E69/3464 (75% RTR/ 25% ZNC)

During the quarter, the Company completed 10 PQ3 diamond holes for 1462.7m (see Figure 5), which has yielded an estimated 2300kg of representative metallurgical core sample. The diamond drilling campaign was focused on the Chinook deposit, the largest of the pit constrained inferred sulphide resource areas at Earaheedy, where a Mineral Resource Estimate (MRE) of **63Mt @ 3.0% Zn+Pb** and 4.6g/t Ag (at a 2% Zn+Pb cutoff) ,has been outlined within optimised pit shells – refer to Table A.

The diamond drill core was delivered to the metallurgical laboratory and testing has now commenced. The metallurgical test program includes:

- pilot beneficiation trials (incl. dense media separation [DMS] and sensor ore sorting) that will assess the potential to upgrade the significant volumes of lower grade Zn-Pb mineralisation highlighted within the pit constrained MRE.
- early comminution test work.
- further detailed mineralogy and flotation optimisation testing, for future planned scoping level studies.

For personal use only

Beneficiation Background

DMS is a preconcentration method used for the early waste rejection from ores at coarser particle sizes prior to additional milling and downstream processing.

It has been practiced in the mining industry for many years and could provide increased optionality for a developing project like Earaheedy. This low cost and efficient processing technique has been shown to be highly effective in modified Mississippi Valley Type (MVT) environments (refer to ASX release 23rd November 2023. Slide 13) like Earaheedy (e.g. Pering Zn-Pb mine, South Africa)

The advantages of such preconcentration technologies include:

- An increase in the potential mining inventory due to a lowering of the cutoff grade. Thus, lower grade material can be upgraded prior to milling, flotation and filtration. Earaheedy has a large volume of lower grade mineralisation surrounding the reported MRE of 94Mt @ 3.1% Zn+Pb (at a 2% Zn+Pb cutoff) refer to ASX release 19th April 2023, which occurs within the already optimised pits outlined. Successfully upgrading this material could potentially lead to a much longer mine life.

- A potential reduction in capital and operating costs as a result of enhanced feed grades, thus fewer tonnes are required to be processed and costs of energy, water and reagents are decreased, whilst the size of the process plant is reduced.

- Removal of potentially high silicate waste early in the process, which is beneficial (i.e. leads to reductions in grind energy consumption as well as providing low sulphur aggregates and by-products).

- Flotation and metal recoveries typically increasing with increasing metal feed grades.

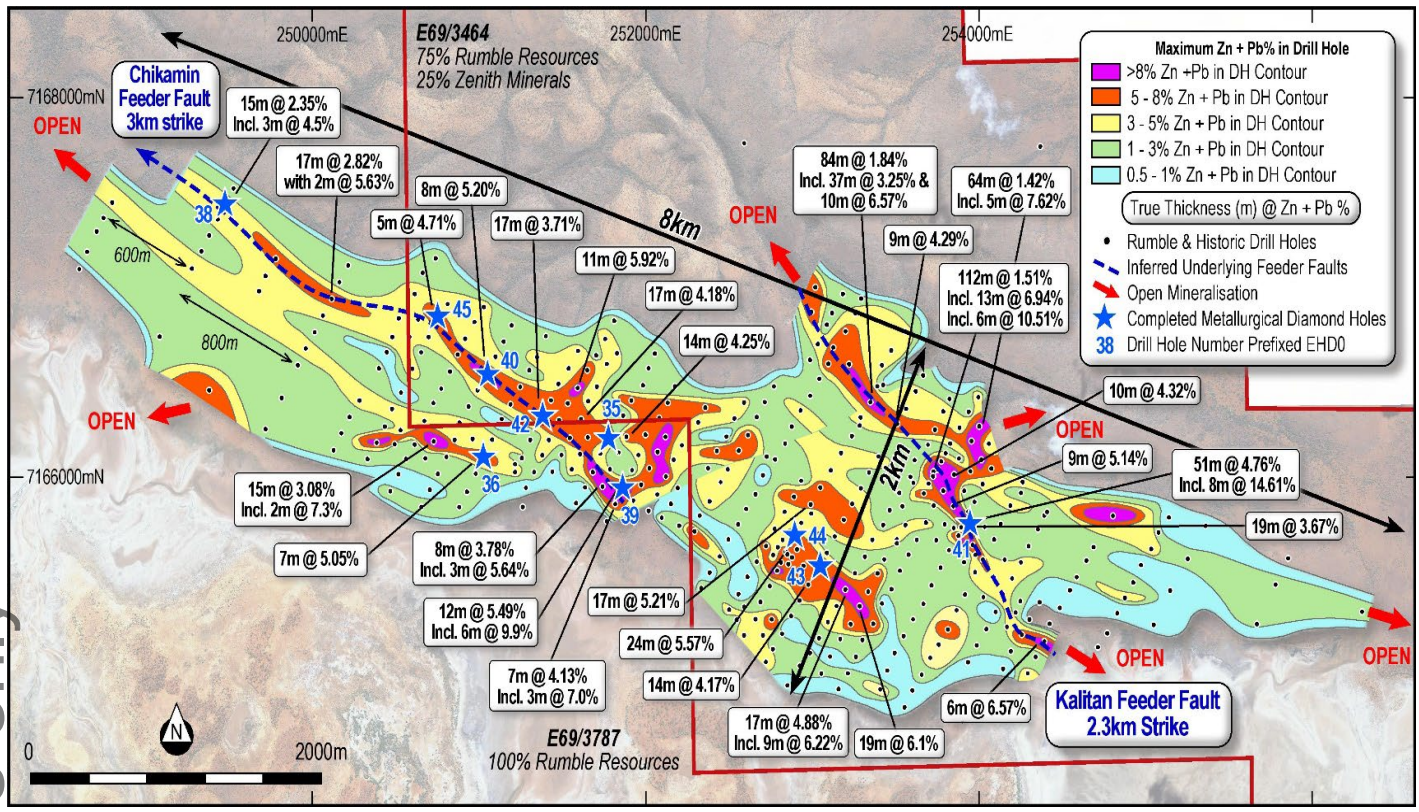

Figure 5 - Chinook - Metallurgical diamond Drill Hole Locations

Earaheedy Project Tenement Acquisitions

On 24th October the Company announced that it has entered into an agreement with Blaze Minerals Limited (Blaze, ASX: BLZ) to acquire 100% title, inclusive of all data in four exploration licences E69/3815, E69/3842, E69/3889 and E52/3879 located in the Earaheedy Basin (see Figure 6), approximately 120km north of Wiluna, Western Australia. The only encumbrances relate to pre-existing 1% Net Smelter Return (NSR) royalties over the tenements.

The consideration will be 2,291,047 shares (determined based on $250,000 worth of Rumble shares at a deemed issue price of the 30-day VWAP up to, but not including the date of signing the agreement). The consideration shares will be issued at completion of the acquisition, without Rumble shareholder approval using Rumble's existing placement capacity available under ASX Listing Rule 7.1.

The transfer of the tenements is subject to the Company receiving Ministerial consent to the transfer and the Parties obtaining all necessary third-party approvals, including the assignment and assumption of any third-party agreements (including the abovementioned royalty arrangements).

New Tenure Prospectivity

The acquisition of the four (4) granted exploration licenses (see Figure 6) comprising a total area of 434 km² adds significantly to Rumble's Earaheedy Project tenure portfolio, which now incorporates some 1760 km² (including E69/3464 JV with Zenith) of highly prospective geological terrane that potentially could lead to the discovery of additional Zn-Pb-Ag (Cu) deposits to compliment the current combined (pit constrained) inferred mineral resource of 94Mt @ 3.1% Zn + Pb - refer to the Company's ASX announcement of the 19th April 2023 and Table A.

Within the four new tenements, historic work was mainly confined to E69/3815 (see Figures 1 and 6) where a single RC drill-hole (completed in the 1980's) returned shallow low-grade Zn – Pb mineralisation (20m @ 0.52% Zn + Pb from 20m – TRC73). The area was followed up by Blaze Minerals Ltd (ASX:BLZ) in 2022 on very broad vertical RC drillhole line spacing (500-1500m apart) and with holes on average 500m apart

For personal use only

along the traverses. This drilling led to Blaze intersecting further shallow low order Zn-Pb mineralisation close to Rumble's E69/3862 boundary with results including:

- 20m @ 0.83% Zn + Pb from 87m BERC8
- 22m @ 0.77% Zn + Pb from 113m BERC11
- 7m @ 0.65% Zn + Pb from 26m and 8m @ 0.50% Zn + Pb from 40m BERC6

The eastern portion of E69/3815 lies along strike from the recently discovered Mato Prospect. At Mato, a single RC drill hole has returned **16m @ 5.09% Zn + Pb, including 10m @ 7.05% Zn + Pb (EHRC733)** – refer to the Company's ASX announcement of the 5th of October 2023. This intersection has been interpreted to occur proximal to a potential high grade feeder zone. Significantly, historic RC drill-hole BERC11 (completed by Blaze) lies 1900m west of drill-hole EHRC733 with no other drilling completed in between.

The Mato discovery is hosted within the Navajoh Unconformity Unit and the lower order Zn-Pb mineralisation in the historic RC drill holes completed to the west in E69/3815 are interpreted to occur within the same host unit.

The acquisition of E69/3815 opens an additional 30km of strike (see Figure 1), which potentially could lead to the definition of further Zn-Pb mineralisation and/or deposits hosted within the laterally extensive Navajoh Unconformity Unit. This could add significantly to the overall mineral resource inventory, as well as lead to the discovery of further high grade mineralised MVT feeder structures.

For personal use only

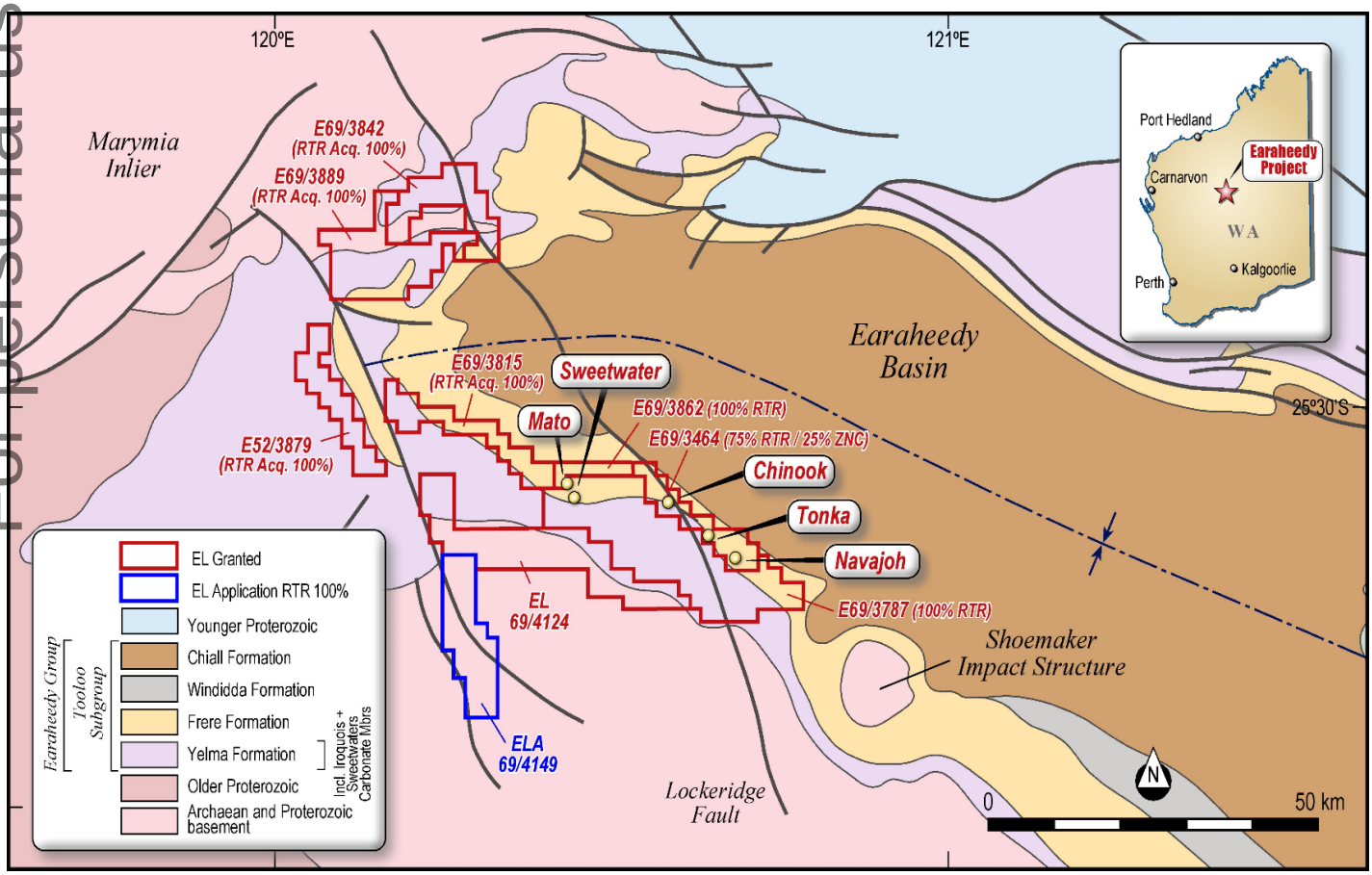

Figure 6 – Earaheedy Project – Tenement status over Regional Geology

Next Steps at the Earaheedy Project

- **Metallurgical studies**
  - Variability and composite samples provided by diamond drilling will be collected to confirm the simple and conventional flowsheet, and further improve the flotation performance. Additionally, value adding beneficiation work (dense media separation and ore sorting) has now commenced on the representative core from across the Chinook Deposit.
- **Discovery and Resource drilling**
  - RC drilling aimed at defining the limits of the emerging world class Zn-Pb-Ag base metal system within the Navajoh Unconformity Unit, with a focus on discovering new high-grade zones (cf. Kalitan, Chikamin, Colorado and Magazine Feeder Faults) within the currently outlined mineralised footprints in E69/3464, and along the 12km Sweetwater Trend (i.e. Mato Prospect) that occur within the 100% RTR E69/3787 and E69/3862 tenements.
- **Scoping studies**
  - Work will commence on initial supporting scoping studies for the Earaheedy Project following flotation optimisation and beneficiation testing, which will review some of the possible future development scenarios/options.

Maiden, pit constrained; Inferred Mineral Resource Estimate (MRE):

On the 19th of April 2023, the Company released the maiden, pit constrained, Inferred Mineral Resource Estimate (MRE) for the Earaheedy Zn-Pb-Ag Project. The maiden resource contained **94Mt @ 3.1% Zn+Pb and 4.1g/t Ag (at a 2% Zn+Pb cutoff)** and was reported in accordance with the reporting requirements set out in the 2012 edition of the "Australasian Code for Reporting of Exploration Results, Mineral Resources and Ore Reserves" (the JORC Code) (**refer to Table A and ASX release 19 April 2023**).

This maiden MRE confirmed the Earaheedy Project as one of the largest global zinc sulphide discoveries in the last decade. The strength of the MRE is supported by a 41mt of higher-grade resources that could be part of a possible early development scenario, and a much larger 462Mt resource that could potentially be upgraded via beneficiation, providing the project with significant future flexibility.

Table A: Maiden Inferred Mineral Resource tabulation for the Earaheedy Project.

Cut off	Inferred – Chinook					Inferred – Tonka and Navajoh					Inferred Total				
Zn+Pb	Tonnes	Zn+Pb	Zn	Pb	Ag	Tonnes	Zn+Pb	Zn	Pb	Ag	Tonnes	Zn+Pb	Zn	Pb	Ag
%	Mt	%	%	%	g/t	Mt	%	%	%	g/t	Mt	%	%	%	g/t
0.5	334	1.3	0.9	0.4	2.3	128	1.5	1.2	0.2	1.9	462	1.3	1.0	0.3	2.2
1.0	135	2.1	1.5	0.6	3.4	59	2.3	2.0	0.4	2.6	194	2.2	1.6	0.5	3.1
2.0	**63**	**3.0**	**2.1**	**0.8**	**4.6**	**31**	**3.3**	**2.8**	**0.5**	**3.4**	**94**	**3.1**	**2.4**	**0.7**	**4.2**
2.5	39	3.4	2.4	0.9	5.2	25	3.5	3.0	0.5	3.6	65	3.4	2.6	0.8	4.5
3.0	24	3.8	2.7	1.1	5.7	17	3.9	3.3	0.6	3.8	41	3.8	3.0	0.9	4.9
4.0	7	4.7	3.3	1.5	6.8	5	4.9	4.1	0.8	4.3	12	4.8	3.6	1.2	5.7

Footnote: Inferred Mineral Resource is constrained within optimised pit shells and tabulated above at different economic Zn+Pb% cutoffs.

For personal use only

1.2 Other Projects, Western Australia

Braeside Base Metal Project, East Pilbara, Western Australia

During the quarter, the Company completed an eleven hole, 568m slimline RC drill program and a three hole 182.3m diamond drill program at the Braeside Project in the east Pilbara. The program was designed to target high grade Pb Zn Ag Au mineralisation below coherent soil anomalies and gossans at the Barkers Well Prospect where high grade shoots within pipe-like bodies have been delineated by earlier drilling campaigns. Two diamond drillholes tested plunge extensions to previously defined shoots. A single diamond tail tested a previously identified coincident chargeability and resistivity IP anomaly, interpreted to represent disseminated pyrite and silica alteration associated with high grade Pb Zn Ag Au mineralisation. The slimline RC program tested strike extensions to known mineralised pipes. Diamond sampling was completed in December 2023 and results are expected in Q1 CY2024.

Fraser Range Gold Project, Fraser Range, Western Australia

During the quarter, the Company, along with representatives of the Ngadju Native Title claimants completed a heritage survey at the Fraser Range Gold Project. The final clearance report was received in December 2023. The survey covered an east west traverse considered suitable for a project wide 1st pass aircore drill program split across tenements E28/2924, E28/3062, and E28/3065.

No significant exploration activity was completed on the Company's other regional projects (i.e., Warroo, Munarra Gully, Lamil JV and Western Queen/Wardawarra). The Company continues to review opportunities for these projects with the Company's focus on rapidly advancing the emerging world class Earaheedy Zinc-Lead-Silver Project.

For personal use only

2. CORPORATE

2.1 Appointment of highly experienced mining executive as Managing Director and CEO

On the 25th of October the Company announced the appointment of experienced mining executive and company director Peter Harold as Managing Director and Chief Executive Officer (MD and CEO), effective from Monday 12 February 2024.

Mr Harold will oversee the Company's next critical growth phase as it continues to expand and enhance the emerging Tier 1 Earaheedy Zn-Pb-Ag Project in Western Australia.

Mr Harold is a process engineer and highly accomplished mining executive with over 30 years of strategic, commercial, and corporate experience in the minerals industry. Prior to accepting the role of MD and CEO at Rumble, Mr Harold was MD and CEO of Poseidon Nickel Limited (ASX: POS) for 3.5 years and was instrumental in raising significant equity to allow the completion of the Bankable Feasibility Studies on the Black Swan Nickel Project and the Windarra Gold Tailings Project and fund significant resource drilling and exploration activities and Black Swan restart pre-works.

Prior to his time at Poseidon Peter was the Managing Director of Panoramic Resources Limited (ASX: PAN), a company he cofounded as a $3 million IPO in 2001. Peter led Panoramic through the financing and development of the Savannah Nickel Project in the East Kimberley and the acquisition and restart of the Lanfranchi Nickel Project near Kambalda in the early 2000s with the company reaching a market capitalisation of $1.2 billion in 2007.

Peter has been a non-executive director and chairman of numerous ASX listed companies and is currently non-executive Chairman of Poseidon Nickel.

Rumble's current interim Managing Director Peter Venn will transition to the role of Technical Director, working closely with Mr Harold, and continuing to play a key role in delivery of the Company's organic growth model through exploration and development.

2.2 Cash and Investments

As at 31 December 2023, Rumble held $3.7 million in Cash.

Company announced to the ASX on the 5th of October 2023, that the SPP had raised $520k with the issue of 3.8 million shares.

The Directors contributions in the capital raise (refer ASX release 14 August 2026) of $306k was approved at the Company's AGM on the 23rd of November, with the shares been issued on the 13 December 2023.

2.3 Appendix 5b – Quarterly Cashflow

The Appendix 5B – Statement of Consolidated Cash Flows is provided in a separate report. Information as disclosed in the Cash Flow Report, with Exploration and Evaluation during the quarter totalling A$2.9 million.

Cash outflows for the December 2023 Quarter totalled $4.1 million across exploration activity (71%), staff costs (20%), administration and corporate costs (9%).

Cash inflows for the December 2023 Quarter totalled $986k consisting of proceeds from the Capital raising (83%), GST and fuel tax credits (13%), and interest received (4%).

2.4 Appendix 5b – Payments to related parties and their associates

Payments to related parties and their associates totalled $183k for the December 2023 quarter, consisting of Technical Management, Executive and Non-Executive Director fees and salaries, geological consulting, and superannuation payments.

For personal use only

2.5 Tenement Holdings – Tenement Holdings

In accordance with ASX Listing Rule 5.3.3, please refer to Appendix 1 for a listing of all tenement holdings.

Authorised for release on behalf of the Company by Peter Venn, Interim Managing Director of the Company.

For further information, please visit www.rumbleresources.com.au **to view our latest corporate presentation.**

Follow our communications:

Linkedin: https://www.linkedin.com/company/rumble-resources-ltd
Twitter: https://twitter.com/RumbleResources

About Rumble Resources Ltd

Rumble Resources Limited is an Australian based ASX Listed exploration company that is firmly focussed on rapidly advancing the major Zn-Pb-Ag discovery at the Earaheedy Project in Western Australia. Since its discovery in April 2021 broad spaced drilling has rapidly uncovered an emerging world class scale base metal system, with interpretative geology and drilling continuing to make new discoveries and highlight multiple large-scale deposit targets.

The Company also has a significant pipeline of advanced exploration base metal, lithium and gold projects located in Tier 1 regions of Western Australia.

Rumble's board and management team has a successful track record in making discoveries and project development

Competent Persons Statement

The information in this report that relates to Exploration Results at the Earaheedy, and other Rumble Projects is based on and fairly represents information compiled by Mr Luke Timmermans, who is a Member of the Australian Institute of Geoscientists. Mr Timmermans is a full-time employee of Rumble Resources Limited,. Mr Timmermans has sufficient experience relevant to the style of mineralisation and type of deposit under consideration and to the activity which he is undertaking to qualify as a Competent Person as defined in the 2012 Edition of the "Australasian Code for Reporting of Exploration Results, Mineral Resources and Ore Reserves". Mr Timmermans consents to the inclusion in the report of the matters based on his information in the form and context in which it appears.

The information in this announcement that relates to Mineral Resources in relation to the Earaheedy Project is based on and fairly represents information compiled under the supervision of Mr Mark Carder who is a Member of the Australian Institute of Geoscientists (AIG) and has sufficient experience which is relevant to the style of mineralisation and type of deposit under consideration and to the activity to which he is undertaking to qualify as a competent person as defined in the 2012 edition of the "Australasian Code for Reporting of Exploration Results, Mineral Resources and Ore Reserves". The Company confirms that it is not aware of any new information or data that materially affects the Mineral Resource information included in the Announcements.

The Information in this announcement that relates to prior Exploration Results for the Earaheedy Project is extracted from the following ASX announcements:

- 9th January 2024 – Metallurgical Diamond Drilling Completed Successfully
- 14th November 2023 – Diamond drilling commences at Earaheedy Project
- 31st October 2023 – Mato Discovery confirmed with further high-grade Zn-Pb
- 24th October 2023 – Acquisition Increase Further Zn – Pb Potential
- 5th October 2023 – High Grade Zinc-Lead intersected at the Mato Prospect
- 17th July 2023 - Zinc Lead Mineralisation Discovered in Drilling
- 1st June 2023 - High impact drilling commences at the Earaheedy Project
- 3erd May 2023 - Heritage Clearance Received for Navajoh Southeast Trend
- 19th April 2023 - Maiden Mineral Resource - Earaheedy (Zn-Pb-Ag) Joint Venture
- 14th March 2023 - Chinook Zn-Pb Prospect expands to 8km strike.
- 16th February 2023 - Multiple New High-Grade Feeder Targets Defined
- 5th December 2022 - Drilling Results from Lamil Gold-Copper Project
- 17th November 2022 - Exceptional Metallurgical Results at Earaheedy Project
- 3rd November 2022- High Grade System Discovery Chinook inc. 3.37% Cu 4450g/t Ag

The Company confirms that it is not aware of any new information or data that materially affects the Exploration Results information included in the Announcements. The Company confirms that the form and context in which the Competent Person's findings are presented have not been materially modified from the Announcements. The Company confirms that it is not aware of any information or data that materially affects the information included in the relevant market announcement and all material assumptions and technical parameters underpinning the estimates in the original announcement in respect of the Earaheedy MRE continue to apply and have not materially changed.

For personal use only

Appendix 1

In accordance with Listing Rule 5.3.3. Rumble provides the following information in relation to its mining tenements.

1. **The mining tenements held at the end of the quarter and their location.**

Project	Tenement Number	Status	Location	Beneficial Percentage Interest
Thunderstorm	E28/2528	Granted	Western Australia	30% Note 2
Thunderstorm	E28/2529	Granted	Western Australia	30% Note 2
Thunderstorm	E28/2595	Granted	Western Australia	30% Note 2
Thunderdome	E28/2366	Granted	Western Australia	30% Note 2
Thunderbolt	E28/2924	Granted	Western Australia	100%
Thunderbolt	E28/3062	Granted	Western Australia	100%
Thunderbolt	E28/3065	Granted	Western Australia	100%
Thunderbolt	E28/3240	Granted	Western Australia	100%
Thunderbolt	E28/3219	Granted	Western Australia	100%
Thunderbolt	E28/3220	Granted	Western Australia	100%
Thunderbolt	E28/3221	Granted	Western Australia	100%
Thunderbolt	E28/3313	Application	Western Australia	100%
Thunderbolt	E28/3352	Application	Western Australia	100%
Thunderbolt	E28/3384	Application	Western Australia	100%
Squall	E28/3155	Granted	Western Australia	100%
Braeside	E45/4873	Granted	Western Australia	100%
Braeside	E45/4874	Granted	Western Australia	100%
Braeside	E45/4368	Granted	Western Australia	100%
Braeside	E45/2032	Granted	Western Australia	100%
Warroo	E45/5366	Granted	Western Australia	100%
Warroo	E45/5689	Granted	Western Australia	100%
Warroo	E45/5860	Application	Western Australia	100%
Earaheedy	E69/4062	Application	Western Australia	100%
Earaheedy	E69/4063	Application	Western Australia	100%
Earaheedy	E69/4099	Application	Western Australia	100%
Earaheedy	E69/3464	Granted	Western Australia	75% Note 1
Earaheedy	E69/3787	Granted	Western Australia	100%
Earaheedy	E69/3862	Granted	Western Australia	100%
Earaheedy	E69/4124	Granted	Western Australia	100%

For personal use only

For personal use only

Project	Tenement Number	Status	Location	Beneficial Percentage Interest
Earaheedy	M69/0150	Application	Western Australia	75% Note 1
Earaheedy	L69/0058	Application	Western Australia	75% Note 1
Earaheedy	E69/4149	Application	Western Australia	100%
Earaheedy	E59/2816	Application	Western Australia	100%
Earaheedy	E69/4170	Application	Western Australia	100%
Munarra Gully	E51/1677	Granted	Western Australia	80% Note 3
Munarra Gully	E51/1919	Granted	Western Australia	100%
Munarra Gully	E51/1927	Granted	Western Australia	100%
Lamil	E45/5270	Granted	Western Australia	50% Note 4
Lamil	E45/5271	Granted	Western Australia	50% Note 4
Western Queen	M59/0045	Granted	Western Australia	100%
Western Queen	M59/0208	Granted	Western Australia	100%
Western Queen	L59/40	Granted	Western Australia	100%
Western Queen	E20/0967	Granted	Western Australia	100%
Western Queen	E59/2443	Application	Western Australia	100%
Yelina	E38/3919	Application	Western Australia	100%
Yelina	E38/3920	Application	Western Australia	100%
Yelina	E38/3921	Application	Western Australia	100%
Yelina	E38/3922	Application	Western Australia	100%

2. Mining tenements acquired during the quarter and their location:

Project	Tenement Number	Status	Location	Beneficial Percentage Interest
Yelina	E38/3919	Application	Western Australia	100%
Yelina	E38/3920	Application	Western Australia	100%
Yelina	E38/3921	Application	Western Australia	100%
Yelina	E38/3922	Application	Western Australia	100%
Thunderbolt	E28/3384	Application	Western Australia	100%

3. **Mining tenements disposed of during the quarter and their location:**

Project	Tenement Number	Status	Location	Beneficial Percentage Interest
Earaheedy	E69/4138	Withdrawn	Western Australia	100%
Thunderclap	E28/2972	Surrendered	Western Australia	100%
Earaheedy	E69/4165	Withdrawn	Western Australia	100%
Earaheedy	E69/4178	Withdrawn	Western Australia	100%

Rumble Joint Ventures - Notes

1. **Earaheedy Project, Western Australia**
   E69/3464 75% RTR / 25% Zenith Minerals
   M69/0150 75% RTR / 25% Zenith Minerals
   L69/0058 75% RTR / 25% Zenith Minerals

2. **Fraser Range Projects, Western Australia**
   E28/2528, E28/2529, E28/2595, E28/2366 - IGO 70% / RTR 30%

3. **Munarra Gully, Western Australia**
   E51/1677 RTR 80% / 20% Marjorie Anne Molloy

4. **Lamil Project, Western Australia**
   E45/5270, E45/5271 - RTR 50% / AIC Mines 50%

For personal use only

Appendix 5B

Mining exploration entity or oil and gas exploration entity quarterly cash flow report

Name of entity

Rumble Resources Limited

ABN	Quarter ended ("current quarter")
74 148 214 260	31 December 2023

Consolidated statement of cash flows		Current quarter $A'000	Year to date (6 months) $A'000
1.	**Cash flows from operating activities**		
1.1	Receipts from customers	-	-
1.2	Payments for		
	(a) exploration & evaluation	-	-
	(b) development	-	-
	(c) production	-	-
	(d) staff costs	(824)	(1,544)
	(e) administration and corporate costs	(366)	(854)
1.3	Dividends received (see note 3)	1	1
1.4	Interest received	38	58
1.5	Interest and other costs of finance paid	-	-
1.6	Income taxes paid	-	-
1.7	Government grants and tax incentives	122	200
1.8	Other (provide details if material)	-	-
1.9	**Net cash from / (used in) operating activities**	**(1,029)**	**(2,139)**

2.	**Cash flows from investing activities**		
2.1	Payments to acquire or for:		
	(a) entities	-	-
	(b) tenements	(63)	(78)
	(c) property, plant and equipment	(5)	(26)
	(d) exploration & evaluation	(2,862)	(6,336)
	(e) investments	-	-
	(f) other non-current assets	-	-

For personal use only

For personal use only

Consolidated statement of cash flows		Current quarter $A'000	Year to date (6 months) $A'000
2.2	Proceeds from the disposal of:		
	(a) entities	-	-
	(b) tenements	-	-
	(c) property, plant and equipment	-	-
	(d) investments	-	-
	(e) other non-current assets	-	-
2.3	Cash flows from loans to other entities	-	-
2.4	Dividends received (see note 3)	-	-
2.5	Other (provide details if material)	-	-
2.6	**Net cash from / (used in) investing activities**	**(2,930)**	**(6,440)**

3.	**Cash flows from financing activities**		
3.1	Proceeds from issues of equity securities (excluding convertible debt securities)	826	8,670
3.2	Proceeds from issue of convertible debt securities	-	-
3.3	Proceeds from exercise of options	-	-
3.4	Transaction costs related to issues of equity securities or convertible debt securities	(32)	(585)
3.5	Proceeds from borrowings	-	-
3.6	Repayment of borrowings	-	-
3.7	Transaction costs related to loans and borrowings	-	-
3.8	Dividends paid	-	-
3.9	Other (provide details if material)	-	
3.10	**Net cash from / (used in) financing activities**	**794**	**8,085**

4.	**Net increase / (decrease) in cash and cash equivalents for the period**		
4.1	Cash and cash equivalents at beginning of period	6,850	4,179
4.2	Net cash from / (used in) operating activities (item 1.9 above)	(1,029)	(2,139)
4.3	Net cash from / (used in) investing activities (item 2.6 above)	(2,930)	(6,440)
4.4	Net cash from / (used in) financing activities (item 3.10 above)	794	8,085

Consolidated statement of cash flows		Current quarter $A'000	Year to date (6 months) $A'000
4.5	Effect of movement in exchange rates on cash held	-	-
4.6	**Cash and cash equivalents at end of period**	**3,685**	**3,685**

5.	**Reconciliation of cash and cash equivalents** at the end of the quarter (as shown in the consolidated statement of cash flows) to the related items in the accounts	**Current quarter $A'000**	**Previous quarter $A'000**
5.1	Bank balances	1,621	6,802
5.2	Call deposits	2,064	48
5.3	Bank overdrafts	-	-
5.4	Other (provide details)	-	-
5.5	**Cash and cash equivalents at end of quarter (should equal item 4.6 above)**	**3,685**	**6,850**

6.	**Payments to related parties of the entity and their associates**	**Current quarter $A'000**
6.1	Aggregate amount of payments to related parties and their associates included in item 1	183
6.2	Aggregate amount of payments to related parties and their associates included in item 2	89

Note: if any amounts are shown in items 6.1 or 6.2, your quarterly activity report must include a description of, and an explanation for, such payments.

For personal use only

For personal use only

7.	**Financing facilities** *Note: the term "facility' includes all forms of financing arrangements available to the entity.* *Add notes as necessary for an understanding of the sources of finance available to the entity.*	**Total facility amount at quarter end $A'000**	**Amount drawn at quarter end $A'000**
7.1	Loan facilities	-	-
7.2	Credit standby arrangements	-	-
7.3	Other (please specify)	-	-
7.4	**Total financing facilities**	-	-
7.5	**Unused financing facilities available at quarter end**		-
7.6	Include in the box below a description of each facility above, including the lender, interest rate, maturity date and whether it is secured or unsecured. If any additional financing facilities have been entered into or are proposed to be entered into after quarter end, include a note providing details of those facilities as well.		
	N/A		

8.	**Estimated cash available for future operating activities**	**$A'000**
8.1	Net cash from / (used in) operating activities (item 1.9)	(1,029)
8.2	(Payments for exploration & evaluation classified as investing activities) (item 2.1(d))	(2,862)
8.3	Total relevant outgoings (item 8.1 + item 8.2)	(3,891)
8.4	Cash and cash equivalents at quarter end (item 4.6)	3,685
8.5	Unused finance facilities available at quarter end (item 7.5)	-
8.6	Total available funding (item 8.4 + item 8.5)	3,685
8.7	**Estimated quarters of funding available (item 8.6 divided by item 8.3)**	0.95

Note: if the entity has reported positive relevant outgoings (ie a net cash inflow) in item 8.3, answer item 8.7 as "N/A". Otherwise, a figure for the estimated quarters of funding available must be included in item 8.7.

8.8 If item 8.7 is less than 2 quarters, please provide answers to the following questions:

8.8.1 Does the entity expect that it will continue to have the current level of net operating cash flows for the time being and, if not, why not?

Answer: No, The Company has recently completed the current drilling campaigns in the December Quarter The level of cashflows from exploration activities is not expected to be as high in the coming quarters.

8.8.2 Has the entity taken any steps, or does it propose to take any steps, to raise further cash to fund its operations and, if so, what are those steps and how likely does it believe that they will be successful?

Answer Yes, The Company has demobilised all drill rigs and the exploration camp at site. Site expenditure on exploration is expected to be significantly reduced as the Company assesses all results and moves the work streams to metallurgical and scoping studies. The Company will continue to monitor capital markets for future funding opportunities.

8.8.3	Does the entity expect to be able to continue its operations and to meet its business objectives and, if so, on what basis?
Answer: Yes, . As per the responses at 8.8.1 and 8.8.2, the Company expects to be able to continue its operations and meet its business	

Note: where item 8.7 is less than 2 quarters, all of questions 8.8.1, 8.8.2 and 8.8.3 above must be answered.

Compliance statement

1 This statement has been prepared in accordance with accounting standards and policies which comply with Listing Rule 19.11A.

2 This statement gives a true and fair view of the matters disclosed.

Date: 31 January 2024

Authorised by: The Board
(Name of body or officer authorising release – see note 4)

Notes

1. This quarterly cash flow report and the accompanying activity report provide a basis for informing the market about the entity's activities for the past quarter, how they have been financed and the effect this has had on its cash position. An entity that wishes to disclose additional information over and above the minimum required under the Listing Rules is encouraged to do so.

2. If this quarterly cash flow report has been prepared in accordance with Australian Accounting Standards, the definitions in, and provisions of, *AASB 6: Exploration for and Evaluation of Mineral Resources* and *AASB 107: Statement of Cash Flows* apply to this report. If this quarterly cash flow report has been prepared in accordance with other accounting standards agreed by ASX pursuant to Listing Rule 19.11A, the corresponding equivalent standards apply to this report.

3. Dividends received may be classified either as cash flows from operating activities or cash flows from investing activities, depending on the accounting policy of the entity.

4. If this report has been authorised for release to the market by your board of directors, you can insert here: "By the board". If it has been authorised for release to the market by a committee of your board of directors, you can insert here: "By the [*name of board committee – eg Audit and Risk Committee*]". If it has been authorised for release to the market by a disclosure committee, you can insert here: "By the Disclosure Committee".

5. If this report has been authorised for release to the market by your board of directors and you wish to hold yourself out as complying with recommendation 4.2 of the ASX Corporate Governance Council's *Corporate Governance Principles and Recommendations*, the board should have received a declaration from its CEO and CFO that, in their opinion, the financial records of the entity have been properly maintained, that this report complies with the appropriate accounting standards and gives a true and fair view of the cash flows of the entity, and that their opinion has been formed on the basis of a sound system of risk management and internal control which is operating effectively.

For personal use only