Carnaby

December 2023 Quarterly Report

The Board of Carnaby Resources Limited (Carnaby or the Company) is pleased to provide the following quarterly update and Appendix 5B.

December 2023 Quarterly Highlights:

GREATER DUCHESS COPPER GOLD PROJECT – MOUNT ISA, QUEENSLAND

Greater Duchess Maiden Interim Mineral Resource Estimate[1,2]

- Cornerstoned by the Mount Hope, Nil Desperandum and Lady Fanny discoveries, the Company's maiden Mineral Resource Estimate (**MRE**) was released during the quarter (See ASX release 27 October 2023):

	Class	Tonnes Mt	Cu %	Au g/t	CuEq %	Cu Tonnes	Au Ounces	CuEq Tonnes
Total Inventory	Indicated	11.9	1.5	0.2	1.6	174,500	87,500	193,600
	Inferred	9.8	1.1	0.2	1.2	108,600	60,700	121,800
	Total	**21.8**	**1.3**	**0.2**	**1.4**	**283,100**	**148,200**	**315,400**

Mount Hope Central Prospect

- Substantial drill results continued to be received from Mount Hope Central, further expanding the footprint of known mineralisation contained in the Boomerang and Chalcus lodes, which both remain open. Standout assay results include (See ASX release 17 November 2023 & 5 December 2023):
  - **MHDD190W5** **87m (TW~29m) @ 2.3% Cu, 0.5g/t Au**
  - **MHDD183** **30m (TW~15m) @ 2.5% Cu, 0.2g/t Au**
  - **MHDD177W2** **38m (TW~13m) @ 3.0% Cu, 0.3g/t Au**
    Including **26m (TW~9m) @ 4.0% Cu, 0.4g/t Au**

Lady Fanny Prospect

- **Significant drill results confirmed the continuity of the mineralisation and further upgraded the near surface mineralisation. Results include;**
  - **LFRC201** **52m (TW~18m) @ 1.5% Cu, 0.2g/t Au**
    Including **25m (TW~9m) @ 2.8% Cu, 0.4g/t Au**
  - **LFRC225** **64m (TW~28m) @ 1.0% Cu, 0.2 g/t Au**
    Including **27m (TW~12m) @ 2.0% Cu, 0.3g/t Au**

Greater Duchess Scoping Study

- The study is well advanced and currently on track for completion in Q1 2024.
- **Cash as at 31 December 2023 of $18.4M**

[1](0.5% CuEq cut off for open pit and 1.0% CuEq cut off for underground)

*[2]The CuEq calculation is CuEq=Cu% + (Au_ppm * 0.7) and is based on September 2023 spot prices of US$8,500/t for copper and US$1,950/oz for gold, exchange rate of 0.67 and recovery of 95% copper and 90% gold as demonstrated in preliminary metallurgical test work carried out in 2023.*

ASX Announcement

29 January 2024

Fast Facts

Shares on Issue 162.8M

Market Cap (@ 70 cents) $114M

Cash $18.4M[1]

[1]As at 31 December 2023

Directors

Peter Bowler, Non-Exec Chairman

Rob Watkins, Managing Director

Greg Barrett, Non-Exec Director & Joint Company Secretary

Paul Payne, Non-Exec Director

Company Highlights

- Proven and highly credentialed management team.
- Tight capital structure and strong cash position.
- Greater Duchess Copper Gold Project, numerous camp scale IOCG deposits over 1,921 km^2 of tenure.
- Maiden interim Mineral Resource Estimate at Greater Duchess: 21.8Mt @ 1.4% CuEq for 315kt CuEq.[1]
- Mount Hope, Nil Desperandum and Lady Fanny Iron Oxide Copper Gold discoveries within the Greater Duchess Copper Gold Project, Mt Isa inlier, Queensland.
- Projects near to De Grey's Hemi gold discovery on 442 km^2 of highly prospective tenure.

[1]Refer to ASX release dated 27 October 2023.

Registered Office

78 Churchill Avenue Subiaco Western Australia 6008

T: +61 8 6500 3236

www.carnabyresources.com.au

For personal use only

For personal use only

GREATER DUCHESS COPPER GOLD PROJECT (CARNABY 82.5 -100%)

The Company has made significant announcements during the quarter, highlighted by the release of the Greater Duchess maiden interim Mineral Resource Estimate (**MRE**) (Figure 1 & Table 1), which contains approximately 315kt CuEq (see ASX release 27 October 2023). Additional significant drill results were also received from the project which continue to provide encouraging scope to rapidly grow the MRE as the Company readies to progress expansionary drilling at the Greater Duchess Project in 2024.

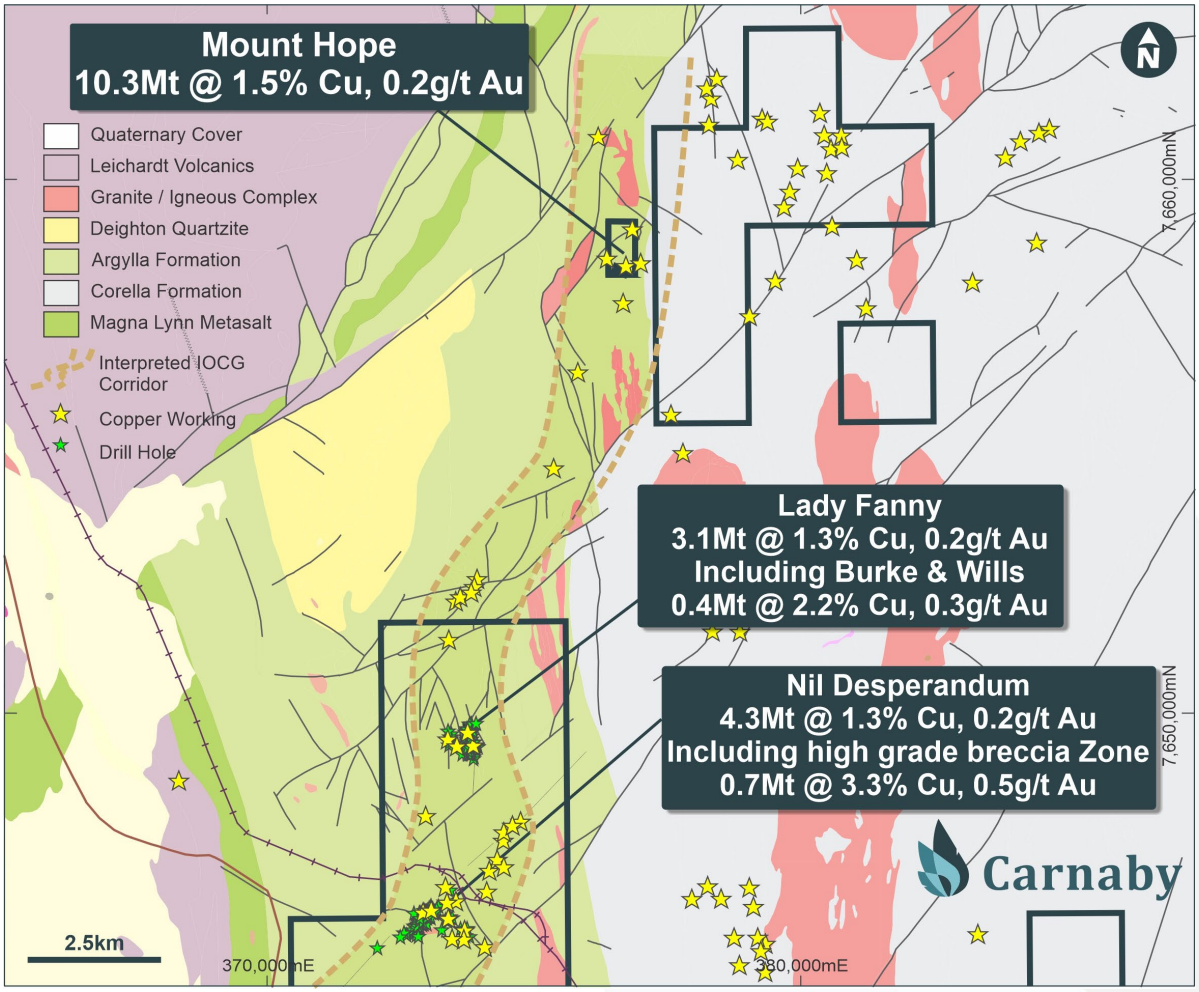

Figure 1. Mount Hope, Nil Desperandum and Lady Fanny IOCG corridor plan.

GREATER DUCHESS MAIDEN INTERIM MINERAL RESOURCE ESTIMATE

The Company released its maiden interim MRE at Greater Duchess which encompasses multiple deposits from across the project, cornerstoned by the significant discoveries at the Mount Hope, Nil Desperandum and Lady Fanny prospects (see ASX release 27 October 2023). All three discoveries remain strongly open down plunge and will continue to grow with ongoing drilling which will recommence imminently.

For personal use only

The following table summarises the Greater Duchess MRE:

Deposit	Class	Tonnes Mt	Cu %	Au g/t	CuEq %	Cu Tonnes	Au Ounces	CuEq Tonnes
Mount Hope	Indicated	6.9	1.6	0.2	1.8	111,400	53,900	123,200
	Inferred	3.3	1.3	0.2	1.5	44,600	24,200	49,800
	Sub-total	**10.3**	**1.5**	**0.2**	**1.7**	**156,000**	**78,100**	**173,000**
Nil Desperandum	Indicated	3.3	1.2	0.2	1.4	39,800	22,000	44,600
	Inferred	1.0	1.4	0.4	1.7	13,900	11,400	16,300
	Sub-total	**4.3**	**1.3**	**0.2**	**1.4**	**53,700**	**33,400**	**60,900**
Lady Fanny	Indicated	1.7	1.4	0.2	1.5	23,300	11,500	25,800
	Inferred	1.4	1.2	0.3	1.4	17,500	11,600	20,100
	Sub-total	**3.1**	**1.3**	**0.2**	**1.5**	**40,800**	**23,200**	**45,800**
Mt Birnie	Indicated	-	-	-	-	-	-	-
	Inferred	0.4	1.4	0.2	1.5	6,300	2,300	6,800
	Sub-total	**0.4**	**1.4**	**0.2**	**1.5**	**6,300**	**2,300**	**6,800**
Duchess	Indicated	-	-	-	-	-	-	-
	Inferred	3.7	0.7	0.1	0.8	26,300	11,300	28,800
	Sub-total	**3.7**	**0.7**	**0.1**	**0.8**	**26,300**	**11,300**	**28,800**
Greater Duchess Total Inventory	Indicated	11.9	1.5	0.2	1.6	174,500	87,500	193,600
	Inferred	9.8	1.1	0.2	1.2	108,600	60,700	121,800
	Total	**21.8**	**1.3**	**0.2**	**1.4**	**283,100**	**148,200**	**315,400**

Table 1: Greater Duchess Copper Gold Project October 2023 Mineral Resource Inventory

0.5% CuEq[1] Cut-off for Pit Potential, 1.0% CuEq[1] for Underground Potential

Note – Rounding discrepancies may occur.
Note – Mount Hope is 100% CNB, Nil Desperandum, Mount Birnie and Duchess are 82.5% CNB, Lady Fanny is 82.5-100% CNB
Reference 1: The CuEq calculation is CuEq=Cu% + (Au_ppm * 0.7) and is based on September 2023 spot prices of US$8,500/t for copper and US$1,950/oz for gold, exchange rate of 0.67 and recovery of 95% copper and 90% gold as demonstrated in preliminary metallurgical test work carried out in 2023.

The maiden interim MRE will form the base load inventory from which a Scoping Study is currently being conducted. The study is well advanced and currently on track for completion in Q1 2024.

The main goal of the Scoping Study is to evaluate all potential future mine development and process route options from a standalone development scenario to utilising third party processing facilities in the region as a low Capex start up option. The Greater Duchess Project is centrally located in a mining friendly jurisdiction and is surrounded by third party processing facilities and world class infrastructure including rail, road, gas pipeline and a highly experienced and mine ready workforce with abundant contract mining and haulage operators in the Mount Isa region.

For personal use only

In parallel to this work, the Company has also commenced metallurgical test work with the help of the team at Glencore International AG's (Glencore) Mount Isa copper mill and concentrator, to assess the amenability of potential ore from Greater Duchess. This test work and engagement with Glencore is ongoing.

The Scoping Study will almost certainly flow through immediately into a Prefeasibility Study in early 2024.

MOUNT HOPE PROSPECTS (CARNABY 100%)

Drilling at the Mount Hope Central Prospect during the quarter has continued to increase the footprint of mineralisation, which forms the most significant component of the Greater Duchess interim MRE (Table 1 & Figure 2).

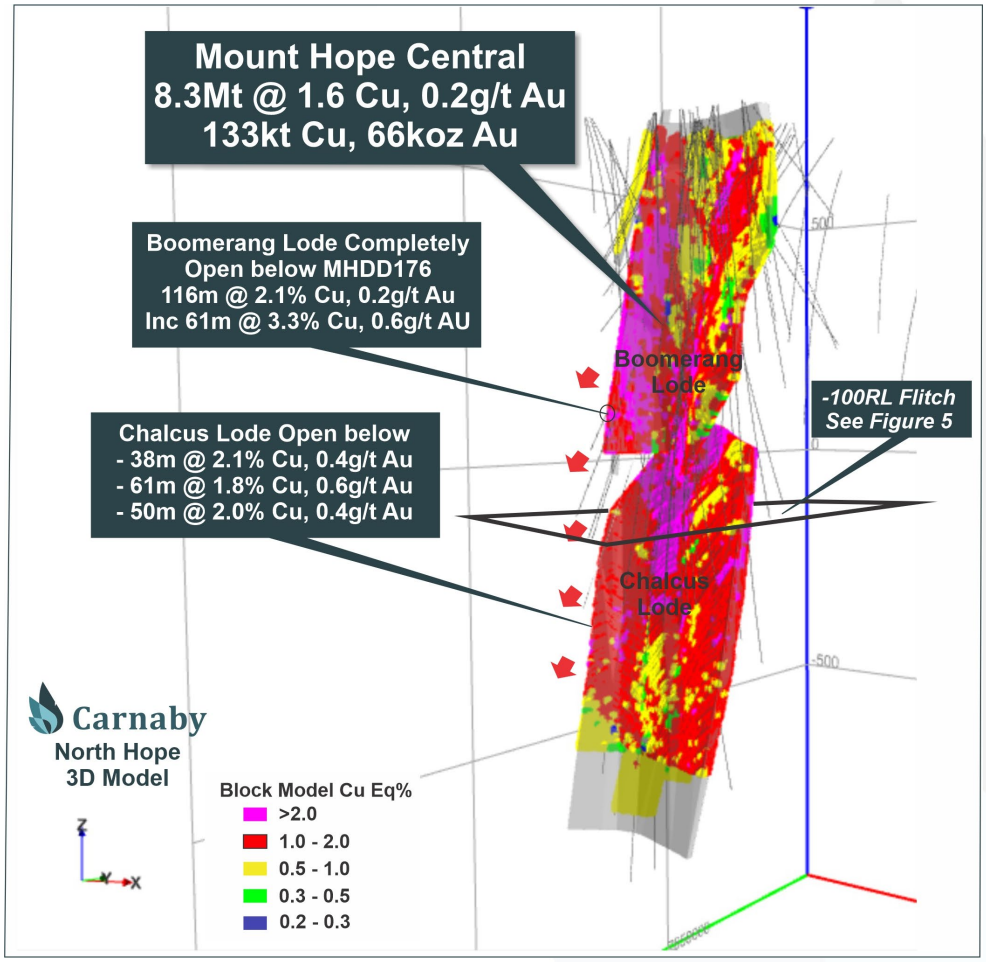

Figure 2. Mount Hope Central 3D Diagram showing CuEq Block Model Looking Northwest.

During the quarter diamond drilling continued to extend the Chalcus Lode outside of the Interim Mineral Resource limits and remains open at depth with drilling ongoing. This is exemplified by a very significant result coincident with a strong downhole EM plate with the exceptional drill result of **87m @ 2.3% Cu, 0.5g/t Au** in MHDD190W5 (See ASX release 17

November 2023). The modelled plate and drill intersections indicate a down dip extent of over 200m in a new high-grade extension of the Chalcus Lode to the west which is outside of the existing Mineral Resource and completely open. This significant lateral extension of Chalcus lode indicates the growing size of the orebody extents which bodes well for increasing the overall copper and gold endowment of this discovery (Figure 3).

Results remain outstanding for several holes drilled in late 2024.

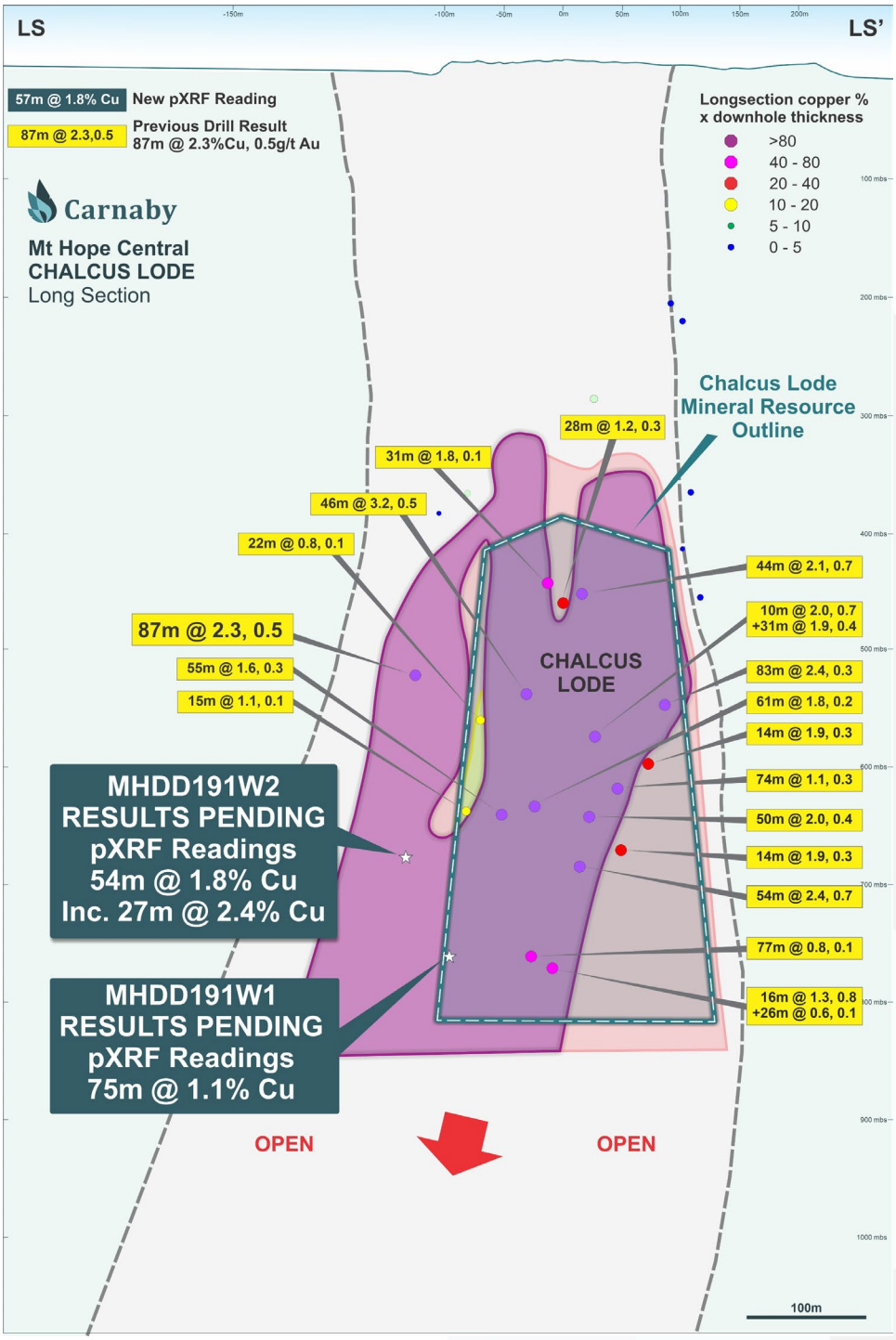

Figure 3. Mount Hope Central Chalcus Lode Long Section Showing New Drill Results.

For personal use only

For personal use only

Drilling continued to grow and expand the Boomerang and Binna Burra Lodes. An exceptional intersection in drill hole MHDD177W2 recorded assay results of **38m @ 3.0% Cu, 0.3g/t Au from 266m including 26m @ 4.0% Cu, 0.4g/t Au from 275m** (see ASX release 5 December 2023). This result confirmed continuity of the high grade Boomerang mineralisation between the upper reaches of the orebody and the previously released spectacular intersection of 116m @ 2.1% Cu, 0.3g/t Au (See ASX release 18 September 2023) which remains open down plunge (Figure 4).

Ongoing drilling will continue to target the Boomerang Lode plunge to the southwest and test for additional extensions of the Binna Burra vein lode structure.

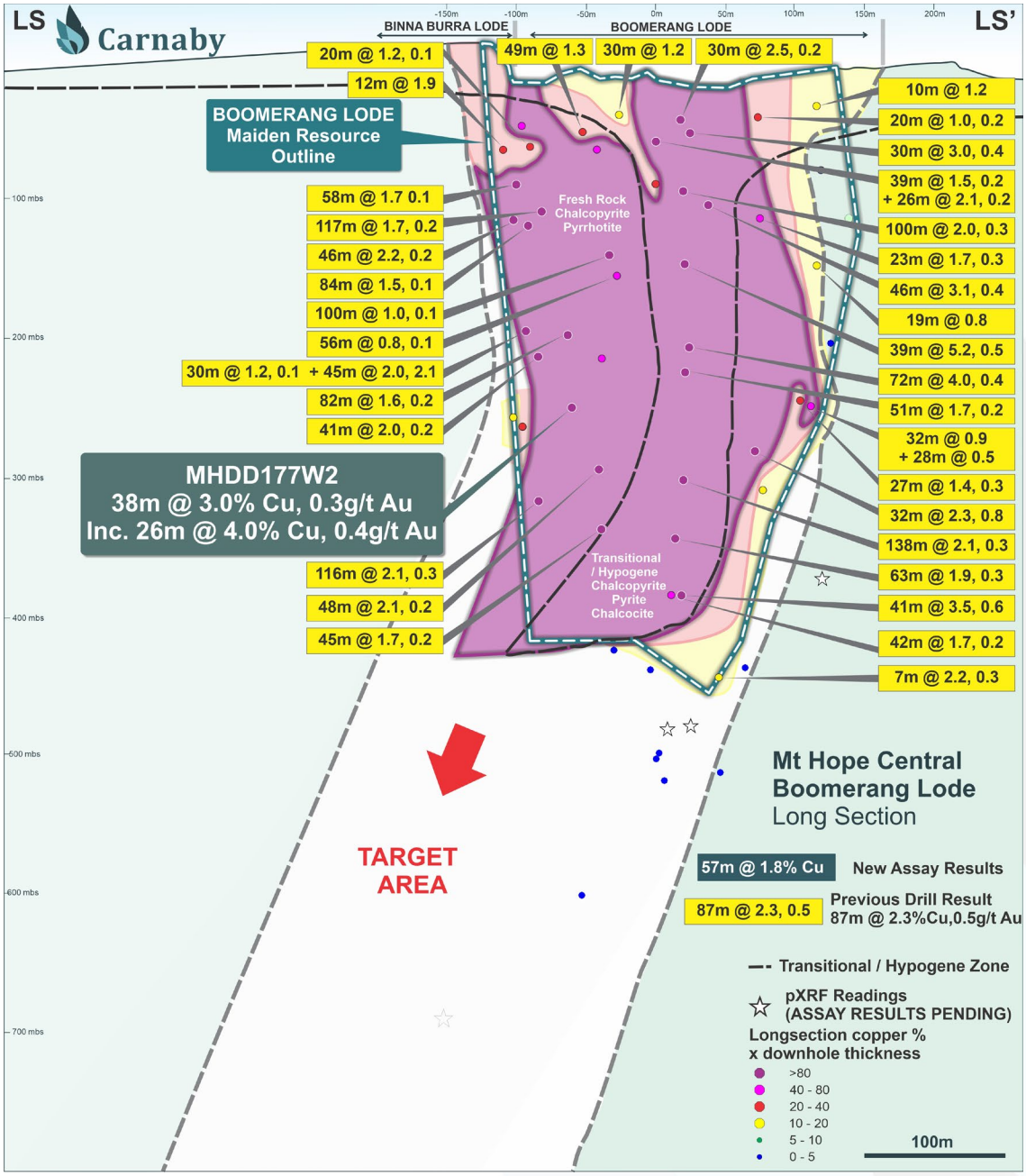

Figure 4. Mount Hope Central Boomerang Lode Long Section.

Significant assay from the Mount Hope Central Prospect announced during the quarter include (See ASX releases 17 November 2023 & 5 December 2023);

Assay Results:

- **MHDD190W5**
  Chalcus Lode **87m (TW~29m) @ 2.3% Cu, 0.5 g/t Au from 550m**
- **MHDD183**
  Boomerang Lode **30m (TW~15m) @ 2.5% Cu, 0.2 g/t Au from 64m**
- **MHDD177W2**
  Boomerang Lode **38m (TW~13m) @ 3.0% Cu, 0.3g/t Au from 266m**
  Including **26m (TW~9m) @ 4.0% Cu, 0.4g/t Au from 275m**

The Mount Hope Gap target remains a tantalising geophysical and geochemical anomaly that requires further evaluation. A recent helicopter VTEM survey across the Mount Hope Mining Lease identified a conductor at the Gap which supports the original strong IP chargeability anomaly in the same area. A strong VTEM conductor is also present on the western end of the Boomerang Lode, however no significant VTEM anomaly was detected at Mount Hope North.

In follow up Carnaby completed a single downhole EM survey on MHDD188 at the GAP which did not detect a conductive anomaly in the Gap area surrounding that hole.

To date five holes have been drilled at the Gap target and have not explained the strong IP chargeability or VTEM conductor. A maximum result of 1m @ 0.8% Cu, 0.1g/t Au from 128m was recorded in MHRC186 (see ASX release 17 November 2023) which was drilled close to, however at an acute angle, to the outcropping high-grade mineralisation where up to 16.6% Cu and 1.3g/t Au was recorded in rock chips.

LADY FANNY PROSPECT (CARNABY 82.5-100%)

Significant post maiden Mineral Resource drill results continued to be received from Lady Fanny during the quarter, which confirmed the continuity of the mineralisation and further upgraded the near surface mineralisation. New results included LFRC201, **52m @ 1.5% Cu, 0.2g/t Au** from 77m including **25m @ 2.8% Cu, 0.4g/t Au** from 77m and LFRC225, **64m @ 1.0% Cu, 0.2g/t Au** from 83m including **27m @ 2.0% Cu, 0.3g/t** Au from 101m (Figure 5) (See ASX release 17 November 2023).

Lady Fanny remains completely open down plunge to the north where recent results of **23m @ 3.3% Cu, 0.2g/t Au** were received (See ASX release 2 October 2023).

For personal use only

For personal use only

Downhole EM has identified an off end of hole conductor approximately 100m south of and 100m below the bottom of LFRC153. The modelled plate is approximately 80m long by 120m down dip at a modelled 160 S. The off end of hole conductor as shown on Figure 5 below is at approximately the same relative level as the continuous IP chargeability anomalies identified by Carnaby previously over a 1.2km strike north of Lady Fanny.

Lady Fanny and in particular the Lady Fanny North area represents a high priority target for follow up drilling. Drill results are pending from several holes drilled late in 2023.

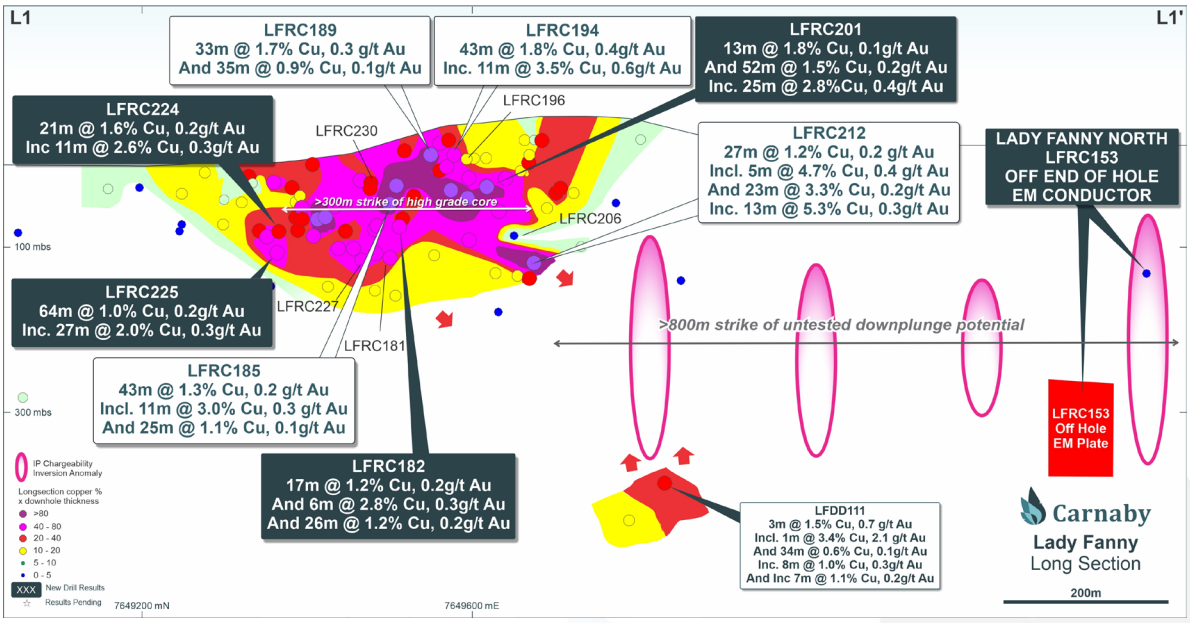

Figure 5. Lady Fanny Long Section showing new high grade drill results.

Significant assay results released during the quarter include (see ASX release 17 November 2023):

- **LFRC201** — **13m (TW~5m) @ 1.8% Cu, 0.1 g/t Au from 39m**
  - **Including** — **4m (TW~2m) @ 5.5% Cu, 0.2 g/t Au from 39m**
  - **And** — **52m (TW~18m) @ 1.5% Cu, 0.2g/t Au from 77m**
  - **Including** — **25m (TW~9m) @ 2.8% Cu, 0.4g/t Au from 77m**
- **LFRC224** — **21m (TW~10m) @ 1.6% Cu, 0.2 g/t Au from 89m**
  - **Including** — **11m (TW~5m) @ 2.6% Cu, 0.3 g/t Au from 95m**
- **LFRC225** — **64m (TW~28m) @ 1.0% Cu, 0.2 g/t Au from 83m**
  - **Including** — **27m (TW~12m) @ 2.0% Cu, 0.3g/t Au from 101m**

For personal use only

DEVONCOURT PROJECT (CARNABY EARNING 51%)

Carnaby's maiden drilling program commenced at the Wimberu Prospect during the quarter, targeting large scale magmatic hydrothermal breccia hosted IOCG mineralisation and seven initial angled RC holes are in progress (Figure 6).

A total of seven RC pre collars have been completed. The drilling program was designed to drill deep angle holes through the basement to test for steeply dipping feeder structure breccia mineralisation which to date has only been sparsely tested for in previous steeply inclined holes on extremely wide 300 – 1,000m hole spacings.

The RC pre-collars in several holes have intersected encouraging breccia and alteration. Due to the thick cover sequence and hardness of the basement, RC pre collar drilling was only able to penetrate on average of 23m into the prospective basement and all holes will be extended with diamond tails scheduled in early 2024. Results from RC precollars are pending.

Carnaby remains highly encouraged by the Wimberu project and the large scale targets that have been identified. The Company looks forward to completing angled diamond core tails through the prospective basement rocks across the main target areas in early 2024.

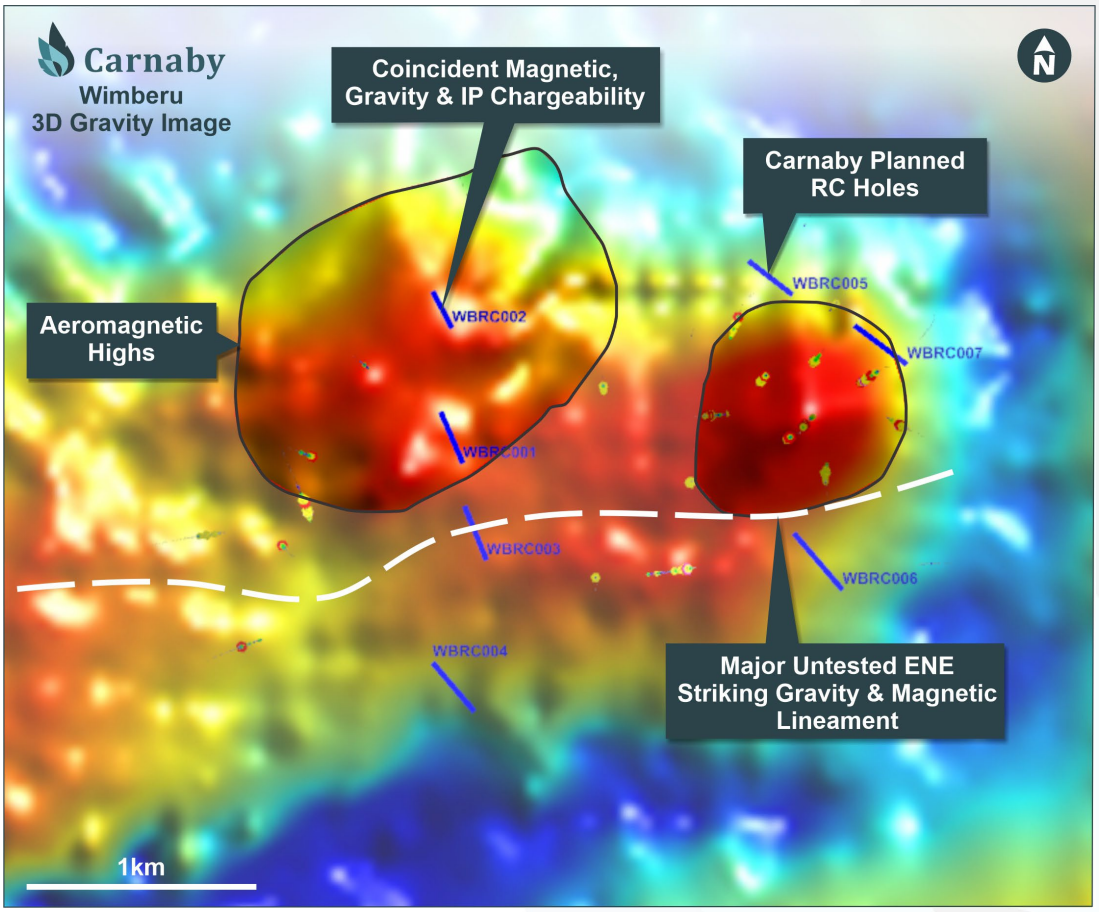

Figure 6. Wimberu Plan on gravity image showing previous and current RC / diamond holes in progress.

For personal use only

TICK HILL GOLD PROJECT SALE AGREEMENT

During the quarter, the Company signed a Tenement Sale Agreement for the Tick Hill Mining Leases ML7094, ML7096 & ML7097 (together the **MLs**). As part of the agreement, Carnaby will transfer the title to MLs to private group Tick Hill Mining Pty Ltd (**THM**) for a 5% net smelter return royalty on all gold extracted from the existing Tick Hill Ore Reserves, which include the Tick Hill Open Pit, Tailings Dam and ROM Stockpile Ore Reserves (see ASX release 5 June 2020, also see the updated Reserves and Resource Statement contained in the 2023 Annual Report released 19 September 2023). Importantly, the Company will ***retain all mineral exploration rights over the areas outside of the existing Tick Hill JORC 2012 Mineral Resource Estimate.***

This agreement will significantly reduce ongoing tenement maintenance and expenditure and will facilitate the release and use of the Company's $435,000 environmental bond relating to the MLs. This allows the Company to maintain a significant financial interest in the Project's success and retain all the exploration upside present as part of the Tick Hill Gold Project tenure. The Company is awaiting Ministerial indicative approval as the last outstanding condition precedent of the agreement prior to transaction Completion.

NIL DESPERANDUM PROSPECT (CARNABY 82.5%, DCX 17.5%)

A total of 276 soil and 25 rock chip samples were collected during the quarter with results pending. The samples were collected targeting the potential IOCG corridor southeast of Nil Desperandum.

BURKE & WILLS PROSPECT (CARNABY 82.5%, DCX 17.5%)

No field work completed during the quarter.

WESTERN AUSTRALIA

STRELLEY GOLD PROJECT (CARNABY 100%)

No work completed during the quarter.

BIG HILL LITHIUM & GOLD PROJECT (CARNABY 100%)

No work completed during the quarter.

MOUNT GRANT GOLD AND LITHIUM PROJECT (CARNABY 80%)

Carnaby has been awarded a government Exploration Incentive Scheme (EIS) and will complete a first pass drilling program in 2024.

For personal use only

PARDOO GOLD AND LITHIUM PROJECT (CARNABY 100%)

Carnaby has been awarded a government Exploration Incentive Scheme (EIS) and will complete a first pass drilling program in 2024.

BIG HILL LITHIUM & GOLD PROJECT (CARNABY 100%)

No work completed during the quarter.

MALMAC COPPER & GOLD PROJECT (CARNABY 100%)

No work completed during the quarter.

THROSSELL GOLD PROJECT (CARNABY 100%)

First pass soil sampling has been completed across the tenement with results outlining several coherent low order gold anomalies of interest which require follow up.

CORPORATE

Cash and Restricted Cash

As at 31 December 2023, Carnaby held **$18.4 million** in cash which includes $0.49 million in restricted cash. Restricted cash comprises cash held in term deposits issued in the Company's name which have been used to provide security for the Company's bank guarantee facilities.

Additional ASX Information

- ASX Listing Rule 5.3.1: Exploration and Evaluation Expenditure during the quarter ending 31 December 2023 was $2,575,025.
- ASX Listing Rule 5.3.2: There were no substantive Mining Production and Development activities conducted during the quarter.
- ASX Listing Rule 5.3.5: During the quarter ending 31 December 2023, the Company paid $128,832 to related parties representing Directors' salaries, fees and superannuation. The Company also paid $24,860 to PayneGeo, a related party to Mr Paul Payne, for services rendered in relation to mineral resource estimation.

Please refer to the following Appendix 5B for further information regarding movements in cash during the quarter.

Competent Person Statements

The information in this document that relates to the Tick Hill Tailings Dam Mineral Resources and all exploration results is based upon information compiled by Mr Robert Watkins. Mr Watkins is a Director and shareholder of the Company and a Member of the AusIMM. Mr Watkins consents to the inclusion in the report of the matters based upon the information in the form and context in which it appears. Mr Watkins has sufficient experience which is relevant to the style of mineralisation and type of deposit under consideration and to the activity which is undertaken to qualify as a Competent Person as defined in the December 2012 edition of the "Australasian Code for Reporting of Exploration Results, Mineral Resources and Ore Reserves" (JORC Code).

The Information in this report that relates to Mineral Resources is based on information compiled by Mr Paul Payne, a Competent Person who is a Fellow of the Australasian Institute of Mining and Metallurgy. Mr Payne is a full-time employee of Payne Geological Services and is a Director and shareholder of Carnaby Resources Limited. Mr Payne has sufficient experience that is relevant to the style of mineralisation and type of deposit under consideration and to the activity being undertaken to qualify as a Competent Person as defined in the 2012 Edition of the "Australasian Code for Reporting of Exploration Results, Mineral Resources and Ore Reserves". Mr Payne consents to the inclusion in the report of the matters based on his information in the form and context in which it appears.

The information in this document that relates to the Tick Hill Deposit and Tick Hill ROM Stockpile Mineral Resources is based upon information compiled by Mr Paul Tan. Mr Tan is a full-time employee and shareholder of the Company and a Member of the AusIMM. Mr Tan consents to the inclusion in the report of the matters based upon the information in the form and context in which it appears. Mr Tan has sufficient experience which is relevant to the style of mineralisation and type of deposit under consideration and to the activity which is undertaken to qualify as a Competent Person as defined in the December 2012 edition of the "Australasian Code for Reporting of Exploration Results, Mineral Resources and Ore Reserves" (JORC Code).

The information in this document that relates to the Tick Hill Deposit, Tailings Dam and ROM Stockpile Ore Reserves is based upon information compiled by Mr Nigel Spicer. Mr Spicer consents to the inclusion in the report of the matters based upon the information in the form and context in which it appears. Mr Spicer has sufficient experience which is relevant to the style of mineralisation and type of deposit under consideration and to the activity which is undertaken to qualify as a Competent Person as defined in the December 2012 edition of the "Australasian Code for Reporting of Exploration Results, Mineral Resources and Ore Reserves" (JORC Code).

Disclaimer

This document contains background information current at the date of this announcement. The announcement is in summary form and does not purport to be all-inclusive or complete. Recipients should conduct their own investigations and perform their own analysis in order to satisfy themselves as to the accuracy and completeness of the information, statements and opinions contained in this announcement.

The announcement is for information purposes only. Neither this announcement nor the information contained in it constitutes an offer, invitation, solicitation or recommendation in relation to the purchase or sales of shares in any jurisdiction. The announcement may not be distributed in any jurisdiction except in accordance with the legal requirements applicable in such jurisdiction. Recipients should inform themselves of the restrictions that apply to their own jurisdiction as a failure to do so may result in a violation of securities laws in such jurisdiction.

This announcement does not constitute investment advice and has been prepared without considering the recipients investment objectives, financial circumstances or particular needs and the opinions and recommendations in this announcement are not intended to represent recommendations of particular investments to particular persons.

Recipients should seek professional advice when deciding if an investment is appropriate. All securities transactions involve risks, which include (among others) the risk of adverse or unanticipated market, financial or political developments. To the fullest extent of the law, the Company, its officers, employees, agents and advisors do not make any representation or warranty, express or implied, as to the currency, accuracy, reliability or completeness of any information, statements, opinion, estimates, forecasts or other representations contained in this announcement. No responsibility for any errors or omissions from the announcement arising out of negligence or otherwise is accepted.

References have been made in this announcement to certain ASX announcements, including references regarding exploration results, mineral resources, production targets and forecast financial information. For full details, refer to said announcement on said date. The Company is not aware of any new information or data that materially affects this information. Other than as specified in this announcement and the mentioned announcements, the Company confirms that it is not aware of any new information or data that materially affects the information included in the original market announcements and, in the case of estimates of Mineral Resources, Exploration Target(s), Ore Reserves, Production Targets and forecast financial information from Production Targets, that all material assumptions and technical parameters underpinning the estimates in the relevant market announcement continue to apply and have not materially changed. The Company confirms that the form and context in which the Competent Person's findings are presented have not been materially modified from the original market announcement.

For personal use only

Forward Looking Statements

Some statements in this announcement regarding estimates or future events are forward looking statements. They include indications of, and guidance on, future earnings, cash flow, costs and financial performance. Forward looking statements include, but are not limited to, statements preceded by words such as "planned", "expected", "projected", "estimated", "may", "scheduled", "intends", "anticipates", "believes", "potential", "could", "nominal", "conceptual" and similar expressions. Forward looking statements, opinions and estimates included in this announcement are based on assumptions and contingencies which are subject to change without notice, as are statements about market and industry trends, which are based on interpretations of current market conditions. Forward looking statements are provided as a general guide only and should not be relied on as a guarantee of future performance. Forward looking statements may be affected by a range of variables that could cause actual results to differ from estimated results, and may cause the Company's actual performance and financial results in future periods to materially differ from any projections of future performance or results expressed or implied by such forward looking statements. These risks and uncertainties include but are not limited to liabilities inherent in mine development and production, geological, mining and processing technical problems, the inability to obtain any additional mine licenses, permits and other regulatory approvals required in connection with mining and third party processing operations, competition for among other things, capital, acquisition of reserves, undeveloped lands and skilled personnel, incorrect assessments of the value of acquisitions, changes in commodity prices and exchange rate, currency and interest fluctuations, various events which could disrupt operations and/or the transportation of mineral products, including labour stoppages and severe weather conditions, the demand for and availability of transportation services, the ability to secure adequate financing and management's ability to anticipate and manage the foregoing factors and risks. There can be no assurance that forward looking statements will prove to be correct.

The Company has concluded it has a reasonable basis for providing the forward-looking statements included in this announcement and believes that it has a "reasonable basis" to expect it will be able to complete the development of the Project, including with respect to any production targets and financial estimates, based on the information contained in this announcement.

For personal use only

For personal use only

Appendix 1 | Carnaby Resources Limited Tenements

Tenement	Location	Ownership
Mount Isa Inlier Copper and Gold Projects		
ML90240	Queensland	100%
EPM9083	Queensland	82.5%
EPM11013	Queensland	82.5%
EPM14366	Queensland	82.5%
EPM14369	Queensland	82.5%
EPM17637	Queensland	82.5%
EPM18223	Queensland	82.5%
EPM18990	Queensland	82.5%
EPM19008	Queensland	82.5%
EPM25435	Queensland	82.5%
EPM25439	Queensland	82.5%
EPM25853	Queensland	82.5%
EPM25972	Queensland	82.5%
EPM26651	Queensland	100%
EPM27101	Queensland	100%
EPM27822	Queensland	100%
EPM28238	Queensland	100%
EPM28239	Queensland	100%
EPM28634	Queensland	100%
Pilbara Gold and Lithium Projects		
E45/5743	Western Australia	100%
E45/4638	Western Australia	100%
E45/5622	Western Australia	80%
E45/5819	Western Australia	100%
E45/5822	Western Australia	100%
E45/4801	Western Australia	100%
Yilgarn Margin Projects		
E69/3509	Western Australia	100%
E69/3510	Western Australia	100%
E38/3289	Western Australia	100%
E69/4200	Western Australia	100%

Mining tenements acquired: E69/4200.

Mining tenements disposed or relinquished: Nil.

Beneficial percentage interests held in farm-in or farm-out agreements: Nil.

Beneficial percentage interests in farm-in or farm-out agreements acquired or disposed: Nil.

Appendix 5B

Mining exploration entity or oil and gas exploration entity quarterly cash flow report

Name of entity

CARNABY RESOURCES LIMITED

ABN	Quarter ended ("current quarter")
62 610 855 064	31 December 2023

Consolidated statement of cash flows		Current quarter $A'000	Year to date (6 months) $A'000
1.	**Cash flows from operating activities**		
1.1	Receipts from customers	-	-
1.2	Payments for		
	(a) exploration & evaluation	(2,575)	(7,860)
	(b) development	-	-
	(c) production	-	-
	(d) staff costs	(476)	(931)
	(e) administration and corporate costs	(246)	(456)
1.3	Dividends received (see note 3)	-	-
1.4	Interest received	241	410
1.5	Interest and other costs of finance paid	-	-
1.6	Income taxes paid	-	-
1.7	Government grants and tax incentives	-	-
1.8	Other (provide details if material)	-	-
1.9	**Net cash from / (used in) operating activities**	**(3,056)**	**(8,837)**

2.	**Cash flows from investing activities**		
2.1	Payments to acquire or for:		
	(a) entities	-	-
	(b) tenements	(1)	(11)
	(c) property, plant and equipment	(27)	(45)
	(d) exploration & evaluation	-	-
	(e) investments	-	-
	(f) other non-current assets	-	-

For personal use only

For personal use only

Consolidated statement of cash flows		**Current quarter $A'000**	**Year to date (6 months) $A'000**
2.2	Proceeds from the disposal of:		
	(a) entities	-	-
	(b) tenements	-	-
	(c) property, plant and equipment	-	-
	(d) investments	-	-
	(e) other non-current assets	-	-
2.3	Cash flows from loans to other entities	-	-
2.4	Dividends received (see note 3)	-	-
2.5	Other (provide details if material)	-	-
2.6	**Net cash from / (used in) investing activities**	**(28)**	**(56)**

3.	**Cash flows from financing activities**		
3.1	Proceeds from issues of equity securities (excluding convertible debt securities)	-	-
3.2	Proceeds from issue of convertible debt securities	-	-
3.3	Proceeds from exercise of options	-	-
3.4	Transaction costs related to issues of equity securities or convertible debt securities	-	(7)
3.5	Proceeds from borrowings	-	-
3.6	Repayment of borrowings *	(13)	(25)
3.7	Transaction costs related to loans and borrowings	-	-
3.8	Dividends paid	-	-
3.9	Other (transfers to Restricted Cash) **	-	(112)
3.10	**Net cash from / (used in) financing activities**	**(13)**	**(144)**

* Represents payment for leases prescribed under the accounting standard AASB16 Leases

4.	**Net increase / (decrease) in cash and cash equivalents for the period**		
4.1	Cash and cash equivalents at beginning of period	20,986	26,926
4.2	Net cash from / (used in) operating activities (item 1.9 above)	(3,056)	(8,837)
4.3	Net cash from / (used in) investing activities (item 2.6 above)	(28)	(56)
4.4	Net cash from / (used in) financing activities (item 3.10 above)	(13)	(144)

Consolidated statement of cash flows		**Current quarter $A'000**	**Year to date (6 months) $A'000**
4.5	Effect of movement in exchange rates on cash held	-	-
4.6	**Cash and cash equivalents at end of period**	**17,889**	**17,889**

5.	**Reconciliation of cash and cash equivalents** at the end of the quarter (as shown in the consolidated statement of cash flows) to the related items in the accounts	**Current quarter $A'000**	**Previous quarter $A'000**
5.1	Bank balances	1,889	2,486
5.2	Call deposits	16,000	18,500
5.3	Bank overdrafts	-	-
5.4	Other (provide details)	-	-
5.5	**Cash and cash equivalents at end of quarter (should equal item 4.6 above)** *Balance excludes Restricted Cash of $489k. Restricted Cash comprises cash held in term deposits in the Company's name which have been used to provide security for the Company's bank guarantee facility.	**17,889***	**20,986**

6.	**Payments to related parties of the entity and their associates**	**Current quarter $A'000**
6.1	Aggregate amount of payments to related parties and their associates included in item 1	154
6.2	Aggregate amount of payments to related parties and their associates included in item 2	-
Note: if any amounts are shown in items 6.1 or 6.2, your quarterly activity report must include a description of, and an explanation for, such payments.		

Payments to related parties represent Directors salaries, fees and superannuation.

For personal use only

For personal use only

7.	**Financing facilities** *Note: the term "facility' includes all forms of financing arrangements available to the entity.* *Add notes as necessary for an understanding of the sources of finance available to the entity.*	**Total facility amount at quarter end $A'000**	**Amount drawn at quarter end $A'000**
7.1	Loan facilities	-	-
7.2	Credit standby arrangements	-	-
7.3	Other (please specify)	-	-
7.4	**Total financing facilities**	-	-
7.5	**Unused financing facilities available at quarter end**		-
7.6	Include in the box below a description of each facility above, including the lender, interest rate, maturity date and whether it is secured or unsecured. If any additional financing facilities have been entered into or are proposed to be entered into after quarter end, include a note providing details of those facilities as well.		

8.	**Estimated cash available for future operating activities**	**$A'000**
8.1	Net cash from / (used in) operating activities (item 1.9)	(3,056)
8.2	(Payments for exploration & evaluation classified as investing activities) (item 2.1(d))	-
8.3	Total relevant outgoings (item 8.1 + item 8.2)	(3,056)
8.4	Cash and cash equivalents at quarter end (item 4.6)	17,889
8.5	Unused finance facilities available at quarter end (item 7.5)	-
8.6	Total available funding (item 8.4 + item 8.5)	17,889
8.7	**Estimated quarters of funding available (item 8.6 divided by item 8.3)**	6

Note: if the entity has reported positive relevant outgoings (ie a net cash inflow) in item 8.3, answer item 8.7 as "N/A". Otherwise, a figure for the estimated quarters of funding available must be included in item 8.7.

8.8 If item 8.7 is less than 2 quarters, please provide answers to the following questions:

8.8.1 Does the entity expect that it will continue to have the current level of net operating cash flows for the time being and, if not, why not?

Answer: Not Applicable

8.8.2 Has the entity taken any steps, or does it propose to take any steps, to raise further cash to fund its operations and, if so, what are those steps and how likely does it believe that they will be successful?

Answer: Not Applicable

8.8.3 Does the entity expect to be able to continue its operations and to meet its business objectives and, if so, on what basis?

Answer: Not Applicable

Note: where item 8.7 is less than 2 quarters, all of questions 8.8.1, 8.8.2 and 8.8.3 above must be answered.

Compliance statement

1 This statement has been prepared in accordance with accounting standards and policies which comply with Listing Rule 19.11A.

2 This statement gives a true and fair view of the matters disclosed.

Date: 29 January 2024.....

Authorised by: The Board of Directors.....
(Name of body or officer authorising release – see note 4)

Notes

1. This quarterly cash flow report and the accompanying activity report provide a basis for informing the market about the entity's activities for the past quarter, how they have been financed and the effect this has had on its cash position. An entity that wishes to disclose additional information over and above the minimum required under the Listing Rules is encouraged to do so.

2. If this quarterly cash flow report has been prepared in accordance with Australian Accounting Standards, the definitions in, and provisions of, *AASB 6: Exploration for and Evaluation of Mineral Resources* and *AASB 107: Statement of Cash Flows* apply to this report. If this quarterly cash flow report has been prepared in accordance with other accounting standards agreed by ASX pursuant to Listing Rule 19.11A, the corresponding equivalent standards apply to this report.

3. Dividends received may be classified either as cash flows from operating activities or cash flows from investing activities, depending on the accounting policy of the entity.

4. If this report has been authorised for release to the market by your board of directors, you can insert here: "By the board". If it has been authorised for release to the market by a committee of your board of directors, you can insert here: "By the [*name of board committee – eg Audit and Risk Committee*]". If it has been authorised for release to the market by a disclosure committee, you can insert here: "By the Disclosure Committee".

5. If this report has been authorised for release to the market by your board of directors and you wish to hold yourself out as complying with recommendation 4.2 of the ASX Corporate Governance Council's *Corporate Governance Principles and Recommendations*, the board should have received a declaration from its CEO and CFO that, in their opinion, the financial records of the entity have been properly maintained, that this report complies with the appropriate accounting standards and gives a true and fair view of the cash flows of the entity, and that their opinion has been formed on the basis of a sound system of risk management and internal control which is operating effectively.

For personal use only