

## DECEMBER 2023 QUARTERLY REPORT

The Board of Fin Resources Limited (ASX: FIN) (Fin or the Company) is pleased to provide its Quarterly Activities Report for the period ending 31 December 2023, along with the Appendix 5B for the same period.

### Cancet West Lithium Project

During the December Quarter follow up fieldwork by Fin's in country geological consultant, Mercator Geological Services discovered the White Bear Lithium Discovery at the Cancet West Lithium Project (see **Figure 1**).

During the December 23 Quarter Fin announced Fin's fieldwork programmes **identified abundant spodumene crystals** (see **Figure 2**) within 5 pegmatite outcrops at White Bear with exceptionally high grade lithium in rock chip results reported (6.85% Li<sub>2</sub>O & 6.50% Li<sub>2</sub>O)<sup>1</sup>.

A coarse (≤70cm), spodumene-bearing high-grade lithium mineralised zone has now been identified over ~300m strike length by 100m at its widest within five pegmatite outcrops at White Bear. These pegmatite bodies may extend for significant distances, along strike and below surface.

**Large, up to 70cm long spodumene crystals**, trace lepidolite, coarse muscovite, tourmaline, blue-green beryl, coarse red garnets and megacrystic feldspars were mapped within the pegmatite outcrops. Lichen cover over a number of the outcrops made it difficult to identify some minerals, textures and megacryst grain sizes.

Channel sample results from the follow up field programme, extend over a significant strike length and confirmed the exceptionally high-grade lithium results from the initial rock chip samples<sup>2</sup>:

- 23WB001 - 1m @ 2.39% Li<sub>2</sub>O
- 23WB002 - 1m @ 2.16% Li<sub>2</sub>O and 1m at 1.23%
- 23WB003 - 1m @ 1.09% Li<sub>2</sub>O
- 23WB004 - 1m @ 0.84% Li<sub>2</sub>O

For personal use only

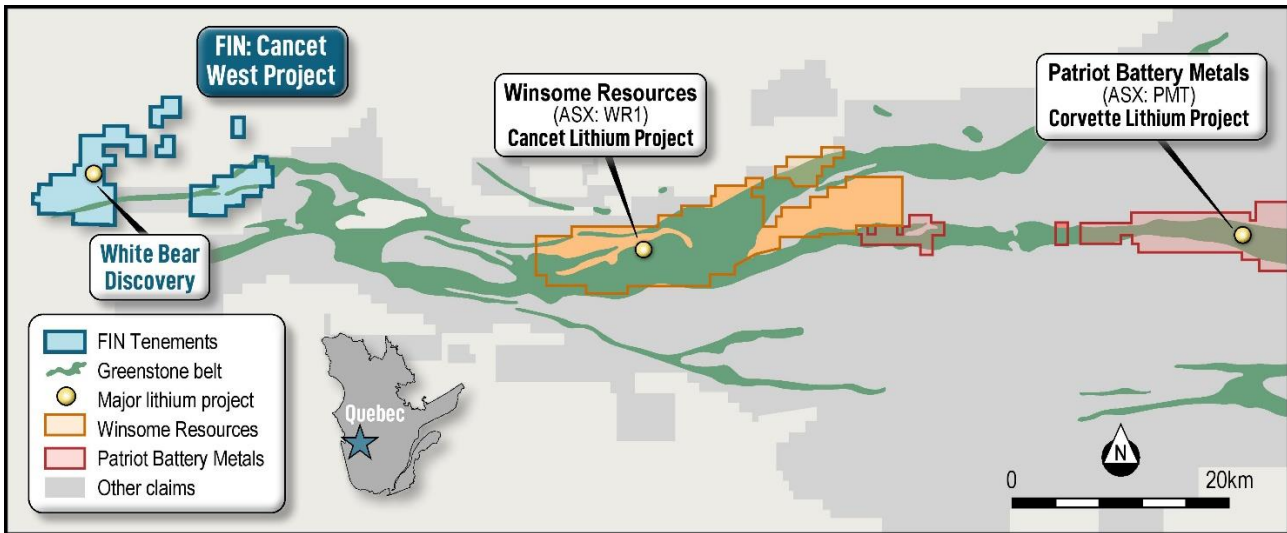
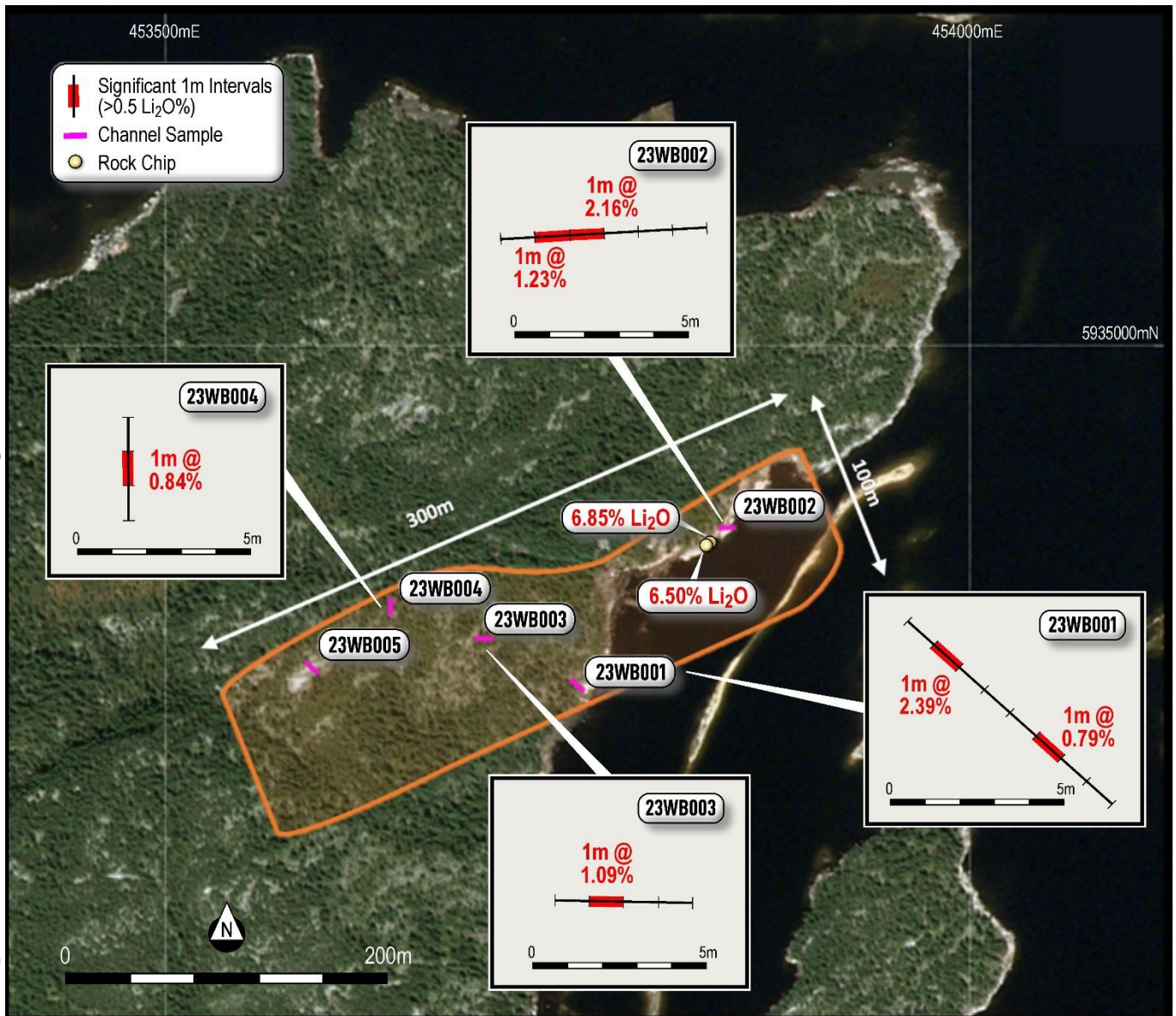


Figure 1 | Fin's Cancet West Project Location

<sup>1</sup> ASX.FIN – Exceptionally High-Grade Lithium Confirmed at Cancet West – 20<sup>th</sup> November 2023

<sup>2</sup> ASX.FIN – Multiple High-Grade Li<sub>2</sub>O Channel Samples at White Bear Confirms Extensive Drill Target – 4<sup>th</sup> December 2023

For personal use only



**Figure 2 | Map showing channel sample locations and significant results across the White Bear Lithium Discovery**

Approvals for the upcoming drill programme at the White Bear Lithium Discovery are submitted and expected in the coming weeks. Tenders for drill and camp contractors are currently being reviewed.

FIN are in a great position to start 2024, fully funded for the initial phase (1,500m) of the upcoming drill programme at White Bear expected to commence during Q1 2024. Works Programme

Additionally contractors are now being confirmed for the extensive Canadian Spring field work programme that FIN are planning which will follow on from the first phase of drilling at White Bear and is planned to include;

- Detailed field mapping.
- Bedrock channel sampling.
- Rock chip and soil sampling.
- Remote sensing and airborne geophysics, with interpretation in conjunction with the historic datasets and satellite imagery.

## McKenzie Springs Project

During the quarter, Fin's Technical Project Adviser Tom Ridges and geological consultant Gary Powel completed a field trip to Mackenzie Springs to define an exploration programme to begin Q2 2024 after the wet season and likely to include further surface sampling and geophysics.

In addition to the site visit, Core Geophysics have been contracted to re-assess the historical geophysical survey data that has been generated across the Project, generate plate models for any anomalies of interest and complete 3D inversion of magnetic data from VTEM survey and compile into 3D project.

Further details to the field trip and the proposed 2024 field programme will be released to the market shortly.

## Sol Mar Project

During the quarter, FIN provided a Notice of Withdrawal to its Sol Mar JV partner North West Solar Salt Pty Ltd. The withdrawal will take effect during the March 24 Quarter. The Project rationalisation will allow FIN to focus on its core assets of Mt Tremblant (incl Cancet West) and McKenzie Springs.

## Corporate

### Financial Commentary

The Quarterly Cashflow Report (Appendix 5B) for the period ending 31 December 2023 provides an overview of the Company's financial activities. The Company had \$1.86 million in cash at the end of the quarter and is in a strong financial position and can continue to fund corporate costs and also facilitate exploration activities during HY2024.

The Company received funds totalling \$448k during the quarter, following the conversion of unlisted options.

**Table 1: Option Conversions**

	Options	Exercise Price	(A\$)
Option Conversion	24,900,000	\$0.018	448,200
Option Conversion	3,333,334	\$0.00001	33
<b>Total</b>	<b>28,233,334</b>		<b>448,233</b>

Expenditure on exploration during the reporting period amounted to A\$361k (McKenzie Springs Project (\$32k), Sol Mar Project (\$82K), Mt Tremblant Project (\$247k). Payments for administration and corporate costs amounted to \$221K and included costs for and associated with director and consulting fees, legal fees, insurance and compliance costs. The aggregate amount of payments to related parties and their associates included in the current quarter cash flows was \$52k (refer to Table 2).

**Table 2: Payments to Related Parties of the Entity and their Associates**

Item	Current Quarter (A\$)	Previous Quarter (A\$)
Non-Executive Director Fees and Superannuation	27,000	27,000
Director Consulting Fees	9,990	9,990
Company Secretarial Fees	15,000	15,000
<b>Total payments to related parties of the entity and their associates</b>	<b>51,990</b>	<b>51,990</b>

## FIN Resources Limited Tenements

Refer to Appendix A for the status of FIN Resources Limited Tenements.

**This ASX release was authorised by the Board of the Company**

**For further information contact:** Jason Bontempo - info@finresources.com.au



## Appendix A: FIN Resources Limited Tenements

### Australia

TenementID	Jurisdiction	Status	Area	Holders
E08/3069	WA	Granted	38.26 km <sup>2</sup>	North West Solar Salt Pty Ltd*
E08/3423	WA	Application	98.81 km <sup>2</sup>	Sol Mar Holdings Pty Ltd (80%)* North West Solar Salt Pty Ltd (20%)
E80/4808	WA	Granted	81.6 km <sup>2</sup>	Fin Resources Limited (70%) Sammy Resources Pty Ltd (30%)
E08/3070	WA	Granted	19.12 km <sup>2</sup>	Sol Mar Holdings Pty Ltd (80%) North West Solar Salt Pty Ltd (20%)
E08/3071	WA	Granted	9.56 km <sup>2</sup>	Sol Mar Holdings Pty Ltd (80%) North West Solar Salt Pty Ltd (20%)
E08/2832	WA	Granted	117.88 km <sup>2</sup>	Sol Mar Holdings Pty Ltd (80%) North West Solar Salt Pty Ltd (20%)
E08/3355	WA	Granted	270.49 km <sup>2</sup>	North West Solar Salt Pty Ltd**
E08/2831	WA	Granted	98.8 km <sup>2</sup>	Sol Mar Holdings Pty Ltd (80%) North West Solar Salt Pty Ltd (20%)
E08/2868	WA	Granted	42.63 km <sup>2</sup>	Sol Mar Holdings Pty Ltd (80%) North West Solar Salt Pty Ltd (20%)
E08/3354	WA	Granted	111.44 km <sup>2</sup>	North West Solar Salt Pty Ltd*

**Notes:**

\* Subject to receipt of ministerial consent to the transfer of the 80% from North West Solar Salt Pty Ltd.

\*\* Transfer of tenement from North West Solar Salt Pty Ltd awaiting ministerial consent (see the Company's ASX announcement dated 7 January 2022).

km<sup>2</sup> – Square Kilometres

### Canada

Project	Title No	Status	Expiry Date	Area (Ha)
Ross	2724252	Active	06/02/2026 23:59	53
Ross	2724253	Active	06/02/2026 23:59	53
Ross	2724254	Active	06/02/2026 23:59	53
Ross	2724255	Active	06/02/2026 23:59	53
Ross	2724256	Active	06/02/2026 23:59	53
Ross	2724257	Active	06/02/2026 23:59	53
Ross	2724258	Active	06/02/2026 23:59	53
Ross	2724259	Active	06/02/2026 23:59	53
Ross	2724260	Active	06/02/2026 23:59	52.99
Ross	2724261	Active	06/02/2026 23:59	52.99
Ross	2724262	Active	06/02/2026 23:59	52.99
Ross	2724263	Active	06/02/2026 23:59	52.99
Ross	2724264	Active	06/02/2026 23:59	52.99
Ross	2724265	Active	06/02/2026 23:59	52.99
Ross	2724266	Active	06/02/2026 23:59	52.99
Ross	2724267	Active	06/02/2026 23:59	52.99
Ross	2724268	Active	06/02/2026 23:59	52.98
Ross	2724269	Active	06/02/2026 23:59	52.98
Ross	2724270	Active	06/02/2026 23:59	52.98
Ross	2724271	Active	06/02/2026 23:59	52.98

Project	Title No	Status	Expiry Date	Area (Ha)
Ross	2724272	Active	06/02/2026 23:59	52.98
Ross	2724273	Active	06/02/2026 23:59	52.98
Ross	2724274	Active	06/02/2026 23:59	52.98
Ross	2724275	Active	06/02/2026 23:59	52.98
Ross	2724276	Active	06/02/2026 23:59	52.97
Ross	2724277	Active	06/02/2026 23:59	52.97
Ross	2724278	Active	06/02/2026 23:59	52.97
Ross	2724279	Active	06/02/2026 23:59	52.97
Ross	2724280	Active	06/02/2026 23:59	52.97
Ross	2724281	Active	06/02/2026 23:59	52.97
Ross	2724282	Active	06/02/2026 23:59	52.97
Ross	2724283	Active	06/02/2026 23:59	52.97
Ross	2724284	Active	06/02/2026 23:59	52.97
Ross	2724285	Active	06/02/2026 23:59	52.97
Ross	2724286	Active	06/02/2026 23:59	52.97
Ross	2724287	Active	06/02/2026 23:59	52.97
Ross	2724288	Active	06/02/2026 23:59	52.97
Ross	2724289	Active	06/02/2026 23:59	52.97
Ross	2724290	Active	06/02/2026 23:59	52.97
Ross	2724291	Active	06/02/2026 23:59	52.96

For personal use only






For personal use only

Project	Title No	Status	Expiry Date	Area (Ha)
Ross	2727506	Active	08/02/2026 23:59	52.96
Ross	2727507	Active	08/02/2026 23:59	52.96
Ross	2727508	Active	08/02/2026 23:59	52.95
Ross	2727509	Active	08/02/2026 23:59	52.95
Ross	2727510	Active	08/02/2026 23:59	52.94
Ross	2727511	Active	08/02/2026 23:59	52.94
Ross	2727512	Active	08/02/2026 23:59	52.94
Ross	2727513	Active	08/02/2026 23:59	52.93
Ross	2727514	Active	08/02/2026 23:59	52.93
Ross	2727515	Active	08/02/2026 23:59	52.93
Ross	2727516	Active	08/02/2026 23:59	52.93
Ross	2727517	Active	08/02/2026 23:59	52.93
Ross	2727518	Active	08/02/2026 23:59	52.93
Ross	2727519	Active	08/02/2026 23:59	52.93
Ross	2727520	Active	08/02/2026 23:59	52.93
Ross	2727521	Active	08/02/2026 23:59	52.92
Ross	2727522	Active	08/02/2026 23:59	52.92
Ross	2727523	Active	08/02/2026 23:59	52.92
Ross	2727524	Active	08/02/2026 23:59	52.92
Ross	2727525	Active	08/02/2026 23:59	52.92
Ross	2727526	Active	08/02/2026 23:59	52.92
Ross	2727527	Active	08/02/2026 23:59	52.92
Ross	2727528	Active	08/02/2026 23:59	52.92
Ross	2727529	Active	08/02/2026 23:59	52.92
Ross	2727530	Active	08/02/2026 23:59	52.91
Ross	2727531	Active	08/02/2026 23:59	52.91
Ross	2727532	Active	08/02/2026 23:59	52.91
Ross	2736731	Active	15/02/2026 23:59	52.99
Ross	2736732	Active	15/02/2026 23:59	52.98
Ross	2736733	Active	15/02/2026 23:59	52.98
Ross	2736734	Active	15/02/2026 23:59	52.98
Ross	2758019	Active	29/03/2026 23:59	52.93
Ross	2758020	Active	29/03/2026 23:59	52.65
Ross	2758021	Active	29/03/2026 23:59	49.90
Ross	2758022	Active	29/03/2026 23:59	51.95
Ross	2766286	Active	15/05/2026 23:59	53.00
Ross	2766287	Active	15/05/2026 23:59	53.00
Ross	2768560	Active	25/05/2026 23:59	53.00
Ross	2766288	Active	25/05/2026 23:59	52.99
Ross	2768561	Active	25/05/2026 23:59	52.99
Ross	2768562	Active	25/05/2026 23:59	52.99
Ross	2768563	Active	25/05/2026 23:59	52.98
Ross	2782758	Active	28/07/2026 23:59	52.93

Project	Title No	Status	Expiry Date	Area (Ha)
Ross	2786394	Active	16/08/2026 23:59	52.93
Ross	2786395	Active	16/08/2026 23:59	52.93
Ross	2786396	Active	16/08/2026 23:59	52.93
Ross	2786397	Active	16/08/2026 23:59	52.93
Ross	2786398	Active	16/08/2026 23:59	52.93
Ross	2786399	Active	16/08/2026 23:59	52.92
Ross	2786400	Active	16/08/2026 23:59	52.92
Ross	2786401	Active	16/08/2026 23:59	52.92
Ross	2786402	Active	16/08/2026 23:59	52.92
Ross	2786403	Active	16/08/2026 23:59	52.91
Ross	2786404	Active	16/08/2026 23:59	52.91
Ross	2786405	Active	16/08/2026 23:59	52.91
Ross	2786406	Active	16/08/2026 23:59	52.90
Ross	2786407	Active	16/08/2026 23:59	52.90
Ross	2786408	Active	16/08/2026 23:59	52.92

Project	Title No	Status	Expiry Date	Area (Ha)
Cancet West (E)	2726037	Active	07/02/2026 23:59	51.2
Cancet West (E)	2726038	Active	07/02/2026 23:59	51.19
Cancet West (E)	2726039	Active	07/02/2026 23:59	51.19
Cancet West (E)	2726040	Active	07/02/2026 23:59	51.19
Cancet West (E)	2726041	Active	07/02/2026 23:59	51.19
Cancet West (E)	2726042	Active	07/02/2026 23:59	51.18
Cancet West (E)	2726043	Active	07/02/2026 23:59	51.18
Cancet West (E)	2726044	Active	07/02/2026 23:59	51.18
Cancet West (E)	2726045	Active	07/02/2026 23:59	51.18
Cancet West (E)	2726046	Active	07/02/2026 23:59	51.18
Cancet West (E)	2726047	Active	07/02/2026 23:59	51.18
Cancet West (E)	2726048	Active	07/02/2026 23:59	51.17
Cancet West (E)	2726049	Active	07/02/2026 23:59	51.17
Cancet West (E)	2726050	Active	07/02/2026 23:59	51.17
Cancet West (E)	2726051	Active	07/02/2026 23:59	51.17
Cancet West (E)	2726052	Active	07/02/2026 23:59	51.17
Cancet West (E)	2726053	Active	07/02/2026 23:59	51.17
Cancet West (E)	2726054	Active	07/02/2026 23:59	51.16
Cancet West (E)	2726055	Active	07/02/2026 23:59	51.16
Cancet West (E)	2726056	Active	07/02/2026 23:59	51.21
Cancet West (E)	2726057	Active	07/02/2026 23:59	51.21
Cancet West (E)	2726058	Active	07/02/2026 23:59	51.21
Cancet West (E)	2726059	Active	07/02/2026 23:59	51.21
Cancet West (E)	2726060	Active	07/02/2026 23:59	51.21
Cancet West (E)	2726061	Active	07/02/2026 23:59	51.21
Cancet West (E)	2726062	Active	07/02/2026 23:59	51.2







Gaspe	2633315	Active	16/01/2025 23:59	56.39
Gaspe	2633316	Active	16/01/2025 23:59	56.39
Gaspe	2633317	Active	16/01/2025 23:59	56.39
Gaspe	2633318	Active	16/01/2025 23:59	56.38
Gaspe	2633319	Active	16/01/2025 23:59	56.38
Gaspe	2633650	Active	23/01/2025 23:59	56.42

Gaspe	2633651	Active	23/01/2025 23:59	56.41
Gaspe	2633652	Active	23/01/2025 23:59	56.41
Gaspe	2633653	Active	23/01/2025 23:59	56.41
Gaspe	2633654	Active	23/01/2025 23:59	56.4
Gaspe	2633655	Active	23/01/2025 23:59	56.4

**Changes during the December 2023 Quarter:**

Project	Title No	Status	Expiry Date	Area (Ha)
Cancet West (W)	2797954	Active	11/10/2026 23:59	51.13
Cancet West (W)	2797955	Active	11/10/2026 23:59	51.12
Cancet West (W)	2797956	Active	11/10/2026 23:59	51.22
Cancet West (W)	2797957	Active	11/10/2026 23:59	51.22
Cancet West (W)	2797958	Active	11/10/2026 23:59	51.22
Cancet West (W)	2797959	Active	11/10/2026 23:59	51.22
Cancet West (W)	2797960	Active	11/10/2026 23:59	51.22
Cancet West (W)	2797961	Active	11/10/2026 23:59	51.22
Cancet West (W)	2797962	Active	11/10/2026 23:59	51.22
Cancet West (W)	2797963	Active	11/10/2026 23:59	51.18
Cancet West (W)	2797964	Active	11/10/2026 23:59	51.18
Cancet West (W)	2797965	Active	11/10/2026 23:59	51.17
Cancet West (W)	2797966	Active	11/10/2026 23:59	51.16
Cancet West (W)	2797967	Active	11/10/2026 23:59	51.16
Cancet West (W)	2797968	Active	11/10/2026 23:59	51.16
Cancet West (W)	2797969	Active	11/10/2026 23:59	51.16
Cancet West (W)	2797970	Active	11/10/2026 23:59	51.16
Cancet West (W)	2797971	Active	11/10/2026 23:59	51.15
Cancet West (W)	2797972	Active	11/10/2026 23:59	51.15
Cancet West (W)	2797973	Active	11/10/2026 23:59	51.15
Cancet West (W)	2797974	Active	11/10/2026 23:59	51.15
Cancet West (W)	2797975	Active	11/10/2026 23:59	51.15
Cancet West (W)	2797976	Active	11/10/2026 23:59	51.15
Cancet West (W)	2797977	Active	11/10/2026 23:59	51.15
Cancet West (W)	2797978	Active	11/10/2026 23:59	51.15
Cancet West (W)	2797979	Active	11/10/2026 23:59	51.15
Cancet West (W)	2797980	Active	11/10/2026 23:59	51.15
Cancet West (W)	2797981	Active	11/10/2026 23:59	51.15
Cancet West (W)	2797982	Active	11/10/2026 23:59	51.14
Cancet West (W)	2797983	Active	11/10/2026 23:59	51.14
Cancet West (W)	2797984	Active	11/10/2026 23:59	51.14
Cancet West (W)	2797985	Active	11/10/2026 23:59	51.14
Cancet West (W)	2797986	Active	11/10/2026 23:59	51.14

For personal use only





For personal use only

Project	Title No	Status	Expiry Date	Area (Ha)
Cancet West (W)	2797987	Active	11/10/2026 23:59	51.14
Cancet West (W)	2797988	Active	11/10/2026 23:59	51.14
Cancet West (W)	2797989	Active	11/10/2026 23:59	51.14
Cancet West (W)	2797990	Active	11/10/2026 23:59	51.14
Cancet West (W)	2797991	Active	11/10/2026 23:59	51.14
Cancet West (W)	2797992	Active	11/10/2026 23:59	51.14
Cancet West (W)	2797993	Active	11/10/2026 23:59	51.14
Cancet West (W)	2797994	Active	11/10/2026 23:59	51.13
Cancet West (W)	2797995	Active	11/10/2026 23:59	51.13
Cancet West (W)	2797996	Active	11/10/2026 23:59	51.13
Cancet West (W)	2797997	Active	11/10/2026 23:59	51.13
Cancet West (W)	2797998	Active	11/10/2026 23:59	51.13
Cancet West (W)	2797999	Active	11/10/2026 23:59	51.12
Cancet West (W)	2799181	Active	16/10/2026 23:59	51.12
Cancet West (W)	2799182	Active	16/10/2026 23:59	51.12
Cancet West (W)	2799183	Active	16/10/2026 23:59	51.11
Cancet West (W)	2799184	Active	16/10/2026 23:59	51.11
Cancet West (W)	2799185	Active	16/10/2026 23:59	51.11
Cancet West (W)	2799186	Active	16/10/2026 23:59	51.11
Cancet West (W)	2799187	Active	16/10/2026 23:59	51.11
Cancet West (W)	2799188	Active	16/10/2026 23:59	51.1
Cancet West (W)	2799189	Active	16/10/2026 23:59	51.1
Cancet West (W)	2799190	Active	16/10/2026 23:59	51.1

## Appendix 5B

### Mining exploration entity or oil and gas exploration entity quarterly cash flow report

Name of entity	
FIN RESOURCES LIMITED	
ABN	Quarter ended ("current quarter")
25 009 121 644	31 December 2023

Consolidated statement of cash flows	Current quarter \$A'000	Year to date (6 months) \$A'000
1. Cash flows from operating activities		
1.1 Receipts from customers	-	-
1.2 Payments for		
(a) exploration & evaluation	-	-
(b) development	-	-
(c) production	-	-
(d) staff costs	-	-
(e) administration and corporate costs	(221)	(366)
1.3 Dividends received (see note 3)	-	-
1.4 Interest received	7	19
1.5 Interest and other costs of finance paid	-	-
1.6 Income taxes paid	-	-
1.7 Government grants and tax incentives	-	-
1.8 Other (provide details if material)	-	-
<b>1.9 Net cash from / (used in) operating activities</b>	<b>(214)</b>	<b>(347)</b>

<b>2. Cash flows from investing activities</b>		
2.1 Payments to acquire or for:		
(a) entities	-	-
(b) tenements	-	-
(c) property, plant and equipment	-	-
(d) exploration & evaluation:		
- McKenzie Springs Project (AUS)	(32)	(101)
- Sol Mar Project (AUS)	(82)	(123)
- Mt Tremblant Project (Canada)	(247)	(291)

For personal use only



Consolidated statement of cash flows		Current quarter \$A'000	Year to date (6 months) \$A'000
	(e) investments	-	-
	(f) other non-current assets	-	-
2.2	Proceeds from the disposal of:		
	(a) entities	-	-
	(b) tenements	-	-
	(c) property, plant and equipment	-	-
	(d) investments	-	-
	(e) other non-current assets	-	-
2.3	Cash flows from loans to other entities	-	-
2.4	Dividends received (see note 3)	-	-
2.5	Other (provide details if material)	-	-
<b>2.6</b>	<b>Net cash from / (used in) investing activities</b>	<b>(361)</b>	<b>(515)</b>

<b>3.</b>	<b>Cash flows from financing activities</b>		
3.1	Proceeds from issues of equity securities (excluding convertible debt securities)	-	-
3.2	Proceeds from issue of convertible debt securities	-	-
3.3	Proceeds from exercise of options	448	448
3.4	Transaction costs related to issues of equity securities or convertible debt securities	-	-
3.5	Proceeds from borrowings	-	-
3.6	Repayment of borrowings	-	-
3.7	Transaction costs related to loans and borrowings	-	-
3.8	Dividends paid	-	-
3.9	Other (provide details if material)	-	-
<b>3.10</b>	<b>Net cash from / (used in) financing activities</b>	<b>448</b>	<b>448</b>

<b>4.</b>	<b>Net increase / (decrease) in cash and cash equivalents for the period</b>		
4.1	Cash and cash equivalents at beginning of period	1,983	2,270
4.2	Net cash from / (used in) operating activities (item 1.9 above)	(214)	(347)
4.3	Net cash from / (used in) investing activities (item 2.6 above)	(361)	(515)



Consolidated statement of cash flows		Current quarter \$A'000	Year to date (6 months) \$A'000
4.4	Net cash from / (used in) financing activities (item 3.10 above)	448	448
4.5	Effect of movement in exchange rates on cash held	-	-
<b>4.6</b>	<b>Cash and cash equivalents at end of period</b>	<b>1,856</b>	<b>1,856</b>

5. Reconciliation of cash and cash equivalents at the end of the quarter (as shown in the consolidated statement of cash flows) to the related items in the accounts		Current quarter \$A'000	Previous quarter \$A'000
5.1	Bank balances	1,856	1,983
5.2	Call deposits	-	-
5.3	Bank overdrafts	-	-
5.4	Other (provide details)	-	-
<b>5.5</b>	<b>Cash and cash equivalents at end of quarter (should equal item 4.6 above)</b>	<b>1,856</b>	<b>1,983</b>

6. Payments to related parties of the entity and their associates		Current quarter \$A'000
6.1	Aggregate amount of payments to related parties and their associates included in item 1	52
6.2	Aggregate amount of payments to related parties and their associates included in item 2	-

*Note: if any amounts are shown in items 6.1 or 6.2, your quarterly activity report must include a description of, and an explanation for, such payments.*

- Directors and Officers Remuneration - \$52k

For personal use only





7. Financing facilities	Total facility amount at quarter end \$A'000	Amount drawn at quarter end \$A'000
<i>Note: the term "facility" includes all forms of financing arrangements available to the entity. Add notes as necessary for an understanding of the sources of finance available to the entity.</i>		
7.1	Loan facilities	
7.2	Credit standby arrangements	
7.3	Other (please specify)	
7.4	<b>Total financing facilities</b>	
7.5	<b>Unused financing facilities available at quarter end</b>	
7.6	Include in the box below a description of each facility above, including the lender, interest rate, maturity date and whether it is secured or unsecured. If any additional financing facilities have been entered into or are proposed to be entered into after quarter end, include a note providing details of those facilities as well.	

8. Estimated cash available for future operating activities	\$A'000	
8.1	Net cash from / (used in) operating activities (item 1.9)	(214)
8.2	(Payments for exploration & evaluation classified as investing activities) (item 2.1(d))	(361)
8.3	Total relevant outgoings (item 8.1 + item 8.2)	(575)
8.4	Cash and cash equivalents at quarter end (item 4.6)	1,856
8.5	Unused finance facilities available at quarter end (item 7.5)	-
8.6	Total available funding (item 8.4 + item 8.5)	1,856
8.7	<b>Estimated quarters of funding available (item 8.6 divided by item 8.3)</b>	3.2
	<i>Note: if the entity has reported positive relevant outgoings (ie a net cash inflow) in item 8.3, answer item 8.7 as "N/A". Otherwise, a figure for the estimated quarters of funding available must be included in item 8.7.</i>	
8.8	If item 8.7 is less than 2 quarters, please provide answers to the following questions:	
8.8.1	Does the entity expect that it will continue to have the current level of net operating cash flows for the time being and, if not, why not?	
	Answer: N/A	
8.8.2	Has the entity taken any steps, or does it propose to take any steps, to raise further cash to fund its operations and, if so, what are those steps and how likely does it believe that they will be successful?	
	Answer: N/A	
8.8.3	Does the entity expect to be able to continue its operations and to meet its business objectives and, if so, on what basis?	
	Answer: N/A	
	<i>Note: where item 8.7 is less than 2 quarters, all of questions 8.8.1, 8.8.2 and 8.8.3 above must be answered.</i>	

For personal use only

## Compliance statement

- 1 This statement has been prepared in accordance with accounting standards and policies which comply with Listing Rule 19.11A.
- 2 This statement gives a true and fair view of the matters disclosed.

Date: 25 January 2024

Authorised by: **The Board of Fin Resources Limited**  
(Name of body or officer authorising release – see note 4)

### Notes

1. This quarterly cash flow report and the accompanying activity report provide a basis for informing the market about the entity's activities for the past quarter, how they have been financed and the effect this has had on its cash position. An entity that wishes to disclose additional information over and above the minimum required under the Listing Rules is encouraged to do so.
2. If this quarterly cash flow report has been prepared in accordance with Australian Accounting Standards, the definitions in, and provisions of, *AASB 6: Exploration for and Evaluation of Mineral Resources* and *AASB 107: Statement of Cash Flows* apply to this report. If this quarterly cash flow report has been prepared in accordance with other accounting standards agreed by ASX pursuant to Listing Rule 19.11A, the corresponding equivalent standards apply to this report.
3. Dividends received may be classified either as cash flows from operating activities or cash flows from investing activities, depending on the accounting policy of the entity.
4. If this report has been authorised for release to the market by your board of directors, you can insert here: "By the board". If it has been authorised for release to the market by a committee of your board of directors, you can insert here: "By the [*name of board committee – eg Audit and Risk Committee*]". If it has been authorised for release to the market by a disclosure committee, you can insert here: "By the Disclosure Committee".
5. If this report has been authorised for release to the market by your board of directors and you wish to hold yourself out as complying with recommendation 4.2 of the ASX Corporate Governance Council's *Corporate Governance Principles and Recommendations*, the board should have received a declaration from its CEO and CFO that, in their opinion, the financial records of the entity have been properly maintained, that this report complies with the appropriate accounting standards and gives a true and fair view of the cash flows of the entity, and that their opinion has been formed on the basis of a sound system of risk management and internal control which is operating effectively.

For personal use only