TUNGSTEN MINING

Quarterly Report

September 2023

For personal use only

For personal use only

Quarterly Report – September 2023

31 October 2023

Highlights

- Mt Mulgine Project development continued:
  - 50 holes drilling results received identifying significant molybdenum mineralisation in Mulgine Hill North and Mulgine Hill East with some high grade intersections.
  - Positive results on Dense Media Separation testwork.
  - Progressing Environmental approval work with seasonal fauna survey and regional vegetation surveys
  - Engagement with potential partners progressing.
- **Cash position of $10.5 million** as of 30 September 2023.

Tungsten Mining's Chairman, Gary Lyons, commented:

"During the September quarter, TGN continued to maintain its focus to progress the Mt Mulgine tungsten project with an RC Drilling Program completed during the quarter. The drilling program is aligned with Tungsten Mining's overall strategy, with the objective of defining substantial additional high-grade mineralisation to supplement the already defined Mineral Resource estimates at Mulgine Trench and Mulgine Hill."

September Quarter Project Activities

- **Mount Mulgine:**

Testwork:

- Advanced the Mt Mulgine project through various metallurgical testwork programs. Testwork aligns with the program outlined for the Critical Minerals Development Grant.
- Testwork Included:
  - Completion of coarse gravity concentration via dense media separation on bulk samples, indicating positive results;
  - Commencing fine particle gravity concentration, to assess means of concentration via conventional gravity techniques on controlled size distributions; and
  - Completion of composite preparation testwork, commencement and completion of coarse gravity concentration testwork, indicating positive results. Further gravity testwork is planned for the upcoming quarter.

Exploration:

- Received and reviewed results from the 50-hole drilling program conducted. Interpretation of the preliminary results confirm mineralisation extends towards the western and northern-western ends of the Mulgine Hill deposit.

For personal use only

Approvals:

- TGN has continued its engagement with Integrate Sustainability to help determine and navigate an approvals pathway for Mt Mulgine including:
  - Commissioned seasonal fauna survey and regional vegetation surveys to be completed in the upcoming quarter
  - Continuing engagement with the DBCA and DMIRS
  - Developing a strategy to maintain a sustainable acacia population
  - Engagement with relevant stakeholders including knowledge holders and traditional owner groups.
  - Progression of the overarching approvals pathway including heritage, water (hydrology, hydrogeology), flora and fauna, material characterisation and supporting studies.
- Continued exploring opportunities within the current PFS to determine potential development strategies for the project. This has included assessment and drilling of high-grade targets within the Mt Mulgine tenements in a bid to provide additional opportunities to unlock value and strengthen the project economics. A further desktop study is being scoped to re-assess development options in lieu of testwork results.

- **Watershed:**
  - During the Quarter, Tungsten Mining completed 193 soil samples to infill and test strike extensions of anomalous soil samples. Assay results are due in the December quarter.

Tungsten Mining Projects Overview

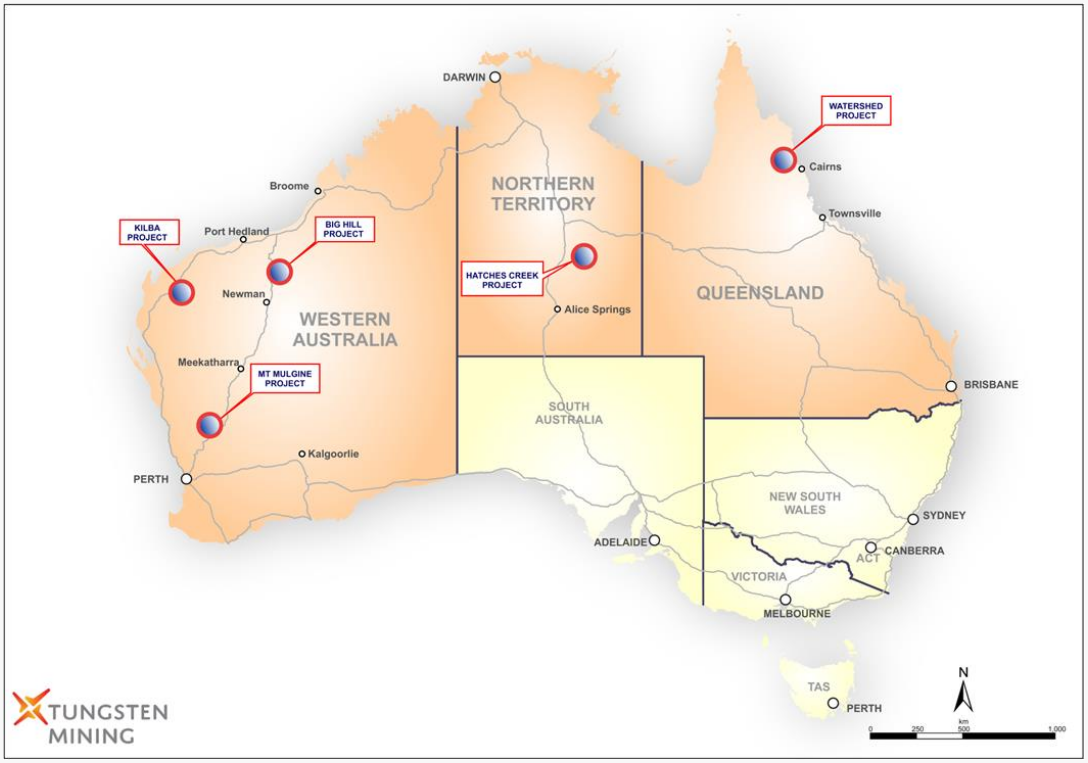

Figure 1: Project location map

For personal use only

Mt Mulgine Project, Murchison WA

The Mt Mulgine Project remains the highest priority development project for the Company, and was responsible for the majority of activity during the quarter.

It is located within the Murchison Region of Western Australia, approximately 350km north northeast of Perth. The Company has 100% of the tungsten and molybdenum rights on a contiguous group of tenements that have been the subject of significant previous exploration for tungsten and molybdenum. The Company also has the rights to all by-products from the mining of tungsten and molybdenum, which include gold, silver and copper.

Two near surface Mineral Resources have been delineated at the Mulgine Trench and Mulgine Hill deposits. Currently, there is a combined Mineral Resource Estimate of 259Mt at 0.11% WO_3, 270ppm Mo, 0.12g/t Au, 5g/t Ag and 0.03% Cu (at 0.05% WO_3 cut-off). This is comprised of Indicated Resources of 183Mt @ 0.11% WO_3, 290ppm Mo, 0.13g/t Au, 5g/t Ag, 0.04% Cu and Inferred Resources of 76Mt @ 0.11% WO_3, 240ppm Mo, 0.09g/t Au, 5g/t Ag and 0.03% Cu (refer accompanying Mineral Resource Statement).

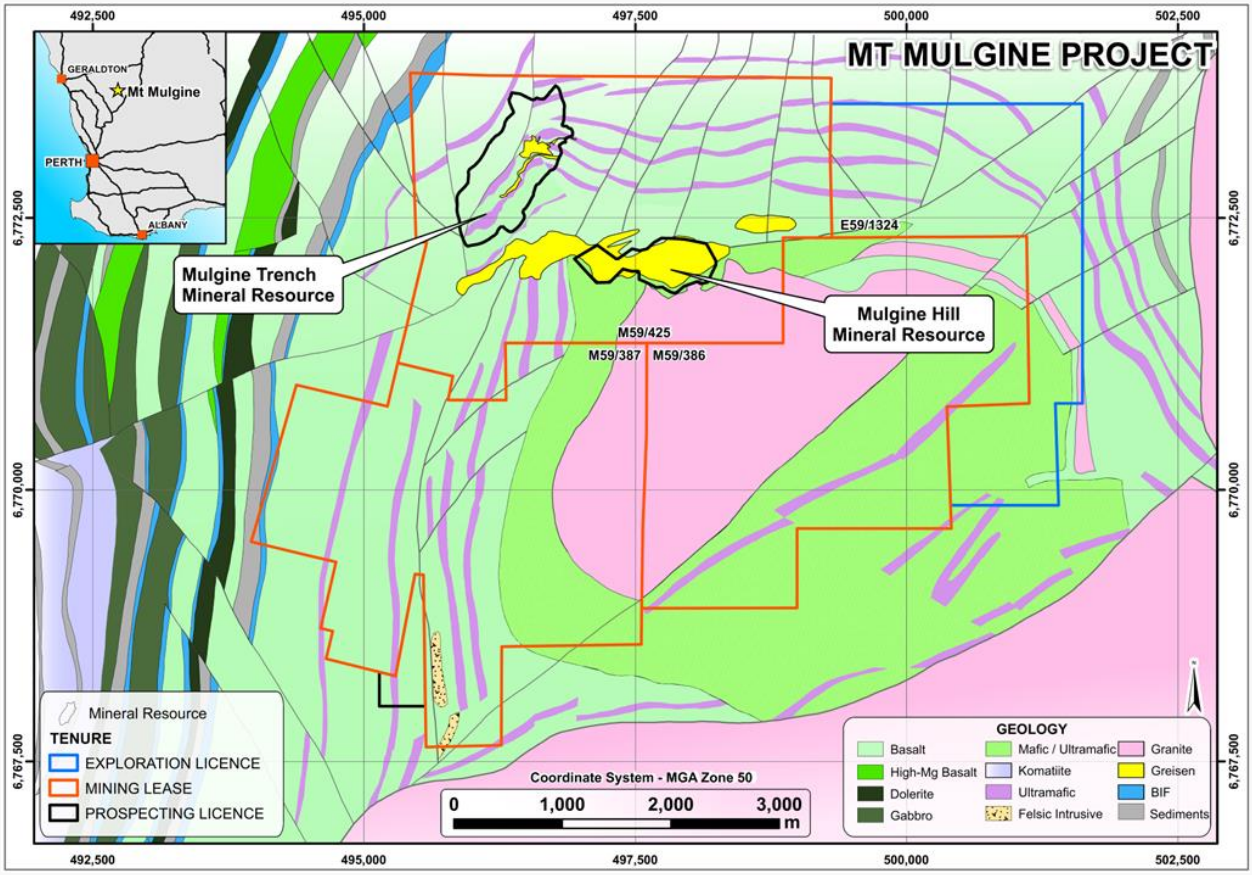

Figure 2: Location of Mulgine Hill & Mulgine Trench Mineral Resources.

For personal use only

Hatches Creek Polymetallic Project, Davenport Province, NT

The Hatches Creek Project consists of two granted exploration licences covering 31.4 km^2 (EL22912 and EL23463), which cover the entire historic Hatches Creek tungsten mining centre. Hatches Creek is a large historical high-grade tungsten mining centre where mining was undertaken between 1915 and 1957. Previous recorded production is approximately 2,840 tonnes of 65% WO_3. Bismuth concentrate and copper ore have also been produced.

On 3 June 2019 the Company announced [1] that it had executed an agreement with GWR Group Limited (ASX: GWR) ("GWR") to farm-in to the Hatches Creek Project. The Farm-in Agreement provided for Tungsten Mining to direct and manage exploration and development activities at Hatches Creek where past drilling by GWR confirmed multiple high-grade polymetallic tungsten prospects and demonstrated potential for a large high-grade polymetallic tungsten deposit (refer GWR announcements dated 17 July 2018 and 22 May 2019).

The Project is located 375 km north east of Alice Springs in the Northern Territory of Australia (Figure 3).

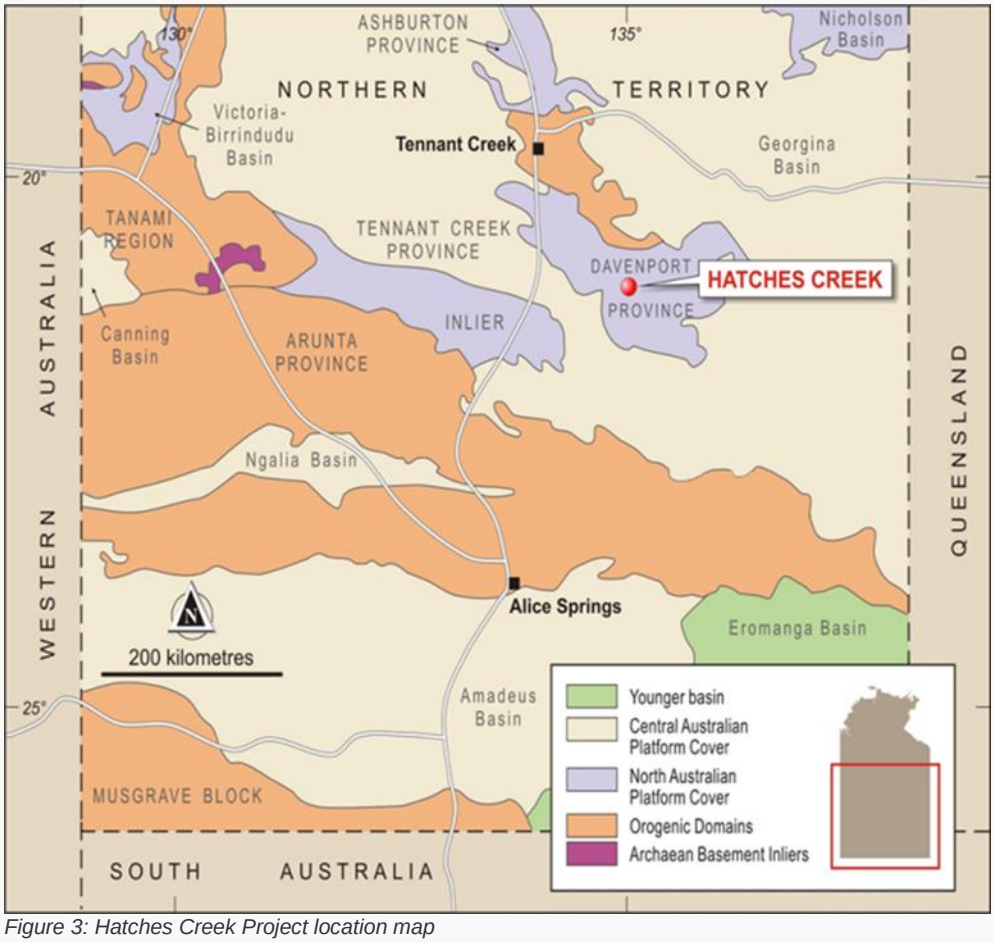

Figure 3: Hatches Creek Project location map

Pursuant to the terms of the Farm-in Agreement, the Company acquired an initial 20% interest in the Hatches Creek Project by reimbursing GWR for past exploration expenditure. Pursuant to the terms of this agreement, it has since converted to a contributing joint venture with the Company maintaining its 20% interest, with GWR now entitled to act at as the joint venture Manager.

Further details on the results of recent and past drilling programs, Mineral Resource Estimate for surface dumps and the Exploration Target Estimate for the Hatches Creek Project are set out in GWR's ASX announcements dated 17 July 2018 and 22 May 2019.

1. *ASX announcement 3 June 2019: 'Hatches Creek Tungsten Project Farm-in Agreement'*

For personal use only

Watershed Project, Far North, Queensland

Watershed is located 130km north of Cairns in a mining friendly jurisdiction, with granted Mining Leases and an Environmental Authority for an open-pit development. Former project owner, Vital Metals Limited (Vital Metals) completed a Definitive Feasibility Study (DFS) for the project in 2014.

The Watershed Project substantially adds to Tungsten Mining's global resource inventory and boasts a JORC 2012 Mineral Resource Estimate of 49.3Mt grading 0.14% WO_3 comprising Measured Resources of 9.5Mt at 0.16% WO_3, Indicated Resources of 28.4Mt at 0.14% WO_3 and Inferred Resources of 11.5Mt at 0.15% WO_3 at a cut-off grade of 0.05% WO_3 (refer Vital Metals (VML) ASX announcement dated 4 July 2018 – Watershed Mineral Resources Restatement JORC Code 2012).

TGN completed a review of known historical geochemical stream sediment anomalies and identified Anomaly 17 and Mt Elephant warranting further investigation. During the December 2022 quarter, the company collected a total of 128 soil samples to evaluate the Anomaly 17 and Mt Elephant anomalies. At Anomaly 17, soil sampling defined a subtle tungsten anomaly over 500 metres of strike to 168 ppm . At Mt Elephant previous soil sample completed by Vital Metals identified anomalous tungsten. During the Quarter, Tungsten Mining completed 193 soil samples to infill and test strike extensions to these anomalous soil samples. Assay results are due in the December quarter.

Big Hill Project, Eastern Pilbara, WA

The Big Hill Project area is located approximately 30km northeast of the Nullagine township in the Eastern Pilbara of Western Australia. The Project contains the Big Hill deposit where 22,871 metres of diamond and RC drilling have defined a JORC-2012 Mineral Resource Estimate totalling 38.5Mt at 0.09% WO_3 (0.05% WO_3 cut-off) comprising an Indicated Resource of 15.8Mt at 0.11% WO_3 and an Inferred Resource of 22.7Mt at 0.09% WO_3.

Metallurgical test work conducted on samples from Big Hill at bench and pilot scale has produced high quality tungsten concentrates at acceptable scheelite recoveries. This work has identified a simple and potentially low cost processing route.

In April 2020, DMIRS approved a 3 year extension to Retention License R46/3. There are no planned activities for the Big Hill Project in the next quarter.

Kilba Project, Ashburton Region, WA

The Kilba Project is located within the Ashburton Region of Western Australia, 250km southwest of Karratha. To date, Tungsten Mining has focused on the historic Zones 8, 11 and 12 that Union Carbide discovered in the 1970s. Drilling has targeted high-grade tungsten mineralisation associated with skarns and calc-silicate units situated close to the Kilba granite.

This work has defined a JORC-2012 compliant Mineral Resource Estimate totalling 7.2Mt at 0.19% WO_3 (0.05% WO_3 cut-off) comprising an Indicated Resource of 5.7Mt at 0.20% WO_3 and an Inferred Resource of 1.5Mt at 0.15% WO_3.

Metallurgical test work shows that the tungsten is present as coarse-grained scheelite that will respond well to conventional gravity separation. Test work completed in 2015 has demonstrated the ability to produce an extremely high grade tungsten concentrate.

In May 2017, DMIRS approved a 5 year exemption from expenditure for M08/314 pursuant to the Mining Act. There are no planned activities for the Kilba Project in the next quarter.

For personal use only

Corporate

In accordance with the reporting requirements of ASX Listing Rule 5.3 the Company during the quarter incurred exploration and evaluation expenditure of approximately $1,340k (June 23 Qtr: $432k). This expenditure included $130k on consultants, $633k on drilling, $280k on assays and testworks and $297k on field & support activities that predominantly related to the Mt Mulgine Project.

There were no mining development or production activities conducted during the quarter.

During the quarter, payments to related parties amounted to $189k, comprising $180k Directors' fees and Director related consulting fees and $9k to associate entity GWR Group Limited for the reimbursement of admin and office costs.

There were no ordinary shares issued by the Company in the current quarter and the Company's cash position as at 30 Sep 2023 was $10.5 million.

This ASX announcement was authorised for release by the Board of Tungsten Mining NL.

For further information:

Gary Lyons
Chairman
Ph: +61 8 9486 8492
E: garylyons@heiniger.com.au

Sonu Cheema
Company Secretary
Ph: +61 8 9486 8492
E: info@tungstenmining.com

Competent Person's Statement

The information in this report that relates to Exploration Targets and Exploration Results is based on, and fairly represents, information and supporting documentation prepared by Peter Bleakley, who is a Member of the Australasian Institute of Mining and Metallurgy. Mr Bleakley is a full-time employee of the company. Mr Bleakley has sufficient experience that is relevant to the style of mineralisation and type of deposit under consideration and to the activity being undertaken to qualify as a Competent Person as defined in the 2012 Edition of the 'Australasian Code for Reporting of Exploration Results, Mineral Resources and Ore Reserves'. Mr Bleakley consents to the inclusion in the report of the matters based on his information in the form and context in which it appears.

The information in this report that relates to Mineral Resources at Mulgine Hill, Big Hill and Kilba are extracted from the reports titled 'Update on Activities at Mount Mulgine' released to the Australian Securities Exchange (ASX) on 12 April 2019, 'Big Hill June 2016 Mineral Resource Update' released to the ASX on 23 June 2016, and 'Kilba Mineral Resource Update' released to the ASX on 30 January 2015, all are available to view at *www.tungstenmining.com*. The information in this report that relates to Mineral Resource at Watershed is extracted from the report titled 'Watershed Mineral Resources Restatement JORC Code (2012)' released to the ASX on 4 July 2018 by Vital Metals Limited. The information in this report that relates to Mineral Resources at Mulgine Trench is extracted from the report titled 'Update of Mineral Resource Estimate for Mulgine Trench Deposit' released to the ASX on 4 May 2020 and available to view at *www.tungstenmining.com*. The information is this report that relates to Mt Mulgine Project Ore Reserves is extracted from ASX release on 29 January 2021: 'Maiden Ore Reserve Estimate – Mt Mulgine Project' and available to view at *www.tungstenmining.com*.

The Company confirms that it is not aware of any new information or data that materially affects the information included in the ASX announcements and that all material assumptions and technical parameters underpinning the estimates, of Mineral Resources and Ore Reserves, in original ASX announcements continue to apply and have not materially changed. The Company confirms that the form and context in which the Competent Person's findings are presented have not been materially modified from the original ASX announcements.

For personal use only

About Tungsten Mining

Emerging Australian tungsten developer, Tungsten Mining NL is an Australian based resources company listed on the Australian Securities Exchange. The Company's prime focus is the exploration and development of tungsten projects in Australia.

Tungsten (chemical symbol W), occurs naturally on earth, not in its pure form but as a constituent of other minerals, only two of which support current commercial extraction and processing - wolframite ($(Fe, Mn)WO_4$) and scheelite ($CaWO_4$).

Tungsten has the highest melting point of all elements except carbon – around 3400°C giving it excellent high temperature mechanical properties and the lowest expansion coefficient of all metals. Tungsten is a metal of considerable strategic importance, essential to modern industrial development (across aerospace and defence, electronics, automotive, extractive and construction sectors) with uses in cemented carbides, high-speed steels and super alloys, tungsten mill products and chemicals.

Through exploration and acquisition, the Company has established a globally significant tungsten resource inventory in its portfolio of advanced mineral projects across Australia. This provides the platform for the Company to become a major player within the global primary tungsten market through the development of low-cost tungsten concentrate production.

TUNGSTEN MINING

For personal use only

Tenement Summary

Tenement Name	Tenement	Interest held at 30 June 2023	Interest acquired/ disposed of during quarter	Interest Held at 30 September 2023
Kilba Well	M08/314	100%	N/A	100%
Mt Mulgine*	E59/1324-I	100% mineral rights for tungsten and molybdenum	N/A	100% mineral rights for tungsten and molybdenum
Mt Mulgine*	M59/386-I	"	N/A	"
Mt Mulgine*	M59/387-I	"	N/A	"
Mt Mulgine*	M59/425-I	"	N/A	"
Mt Mulgine	P59/2244	100%	NA	100%
Mt Mulgine	L59/161	100%	N/A	100%
Mt Mulgine	L59/162	100%	N/A	100%
Mt Mulgine	L59/190	100%	N/A	100%
Big Hill	L46/70	100%	N/A	100%
Big Hill	R46/3	100%	N/A	100%
Watershed	ML20535	100%	N/A	100%
Watershed	ML20536	100%	N/A	100%
Watershed	ML20537	100%	N/A	100%
Watershed	ML20538	100%	N/A	100%
Watershed	ML20566	100%	N/A	100%
Watershed	ML20567	100%	N/A	100%
Watershed	ML20576	100%	N/A	100%
Watershed	EPM25940	100%	N/A	100%
Hatches Creek	EL22912	20%	N/A	20%
Hatches Creek	EL23463	20%	N/A	20%

** Certain Mt Mulgine tenements are registered in the name of Minjar Gold Pty Ltd with Mid-West Tungsten Pty Ltd (MWT), a subsidiary of Tungsten Mining NL being the holder of the Tungsten and Molybdenum Mineral Rights. MWT is the registered holder of Prospecting Licence P59/2244 and Miscellaneous Licenses L59/161, 162 and 190.*

For personal use only

Tungsten Mining NL – Resource Inventory at 0.05% WO_3 Cut-Off

Class	Million Tonnes	WO_3 %	WO_3 (Kt)	Mo (ppm)	Mo (Kt)	Au (g/t)	Au (Koz)	Ag (g/t)	Ag (Moz)	Cu %	Cu (Kt)
Mulgine Trench (May 2020) [1]											
Measured	-	-	-	-	-	-	-	-	-	-	-
Indicated	175	0.11	190	290	51	0.14	770	6	32	0.04	69
Inferred	72	0.11	80	250	18	0.10	230	5	12	0.03	24
Total	**247**	**0.11**	**270**	**280**	**69**	**0.13**	**1,000**	**6**	**44**	**0.03**	**92**
Mulgine Hill (April 2019) [2]											
Measured	-	-	-	-	-	-	-	-	-		
Indicated	8.3	0.18	15	128	1.1	-	-	-	-		
Inferred	4.0	0.12	4.8	118	0.5	-	-	-	-		
Total	**12.3**	**0.16**	**20**	**125**	**1.5**	**-**	**-**	**-**	**-**		
Mt Mulgine (Total)											
Measured	-	-	-	-	-	-	-	-	-		
Indicated	183	0.11	205	290	52	0.13	770	5	32	0.04	69
Inferred	76	0.11	85	240	18	0.09	230	5	12	0.03	24
Total	**259**	**0.11**	**290**	**270**	**71**	**0.12**	**1,000**	**5**	**44**	**0.03**	**92**
Watershed (July 2018) [3]											
Measured	9.5	0.16	15	-	-	-	-	-	-		
Indicated	28.4	0.14	40	-	-	-	-	-	-		
Inferred	11.5	0.15	17	-	-	-	-	-	-		
Total	**49.3**	**0.14**	**70**	**-**	**-**	**-**	**-**	**-**	**-**		
Big Hill (June 2016) [4]											
Measured	-	-	-	-	-	-	-	-	-		
Indicated	15.8	0.11	17	-	-	-	-	-	-		
Inferred	22.7	0.09	19	-	-	-	-	-	-		
Total	**38.5**	**0.09**	**36**	**-**	**-**	**-**	**-**	**-**	**-**		
Kilba (January 2015) [5]											
Measured	-	-	-	-	-	-	-	-	-		
Indicated	5.7	0.20	11.5	-	-	-	-	-	-		
Inferred	1.5	0.15	2.2	-	-	-	-	-	-		
Total	**7.2**	**0.19**	**13.7**	**-**	**-**	**-**	**-**	**-**	**-**		
Total Resource Inventory											
Measured	9.5	0.16	15	-	-	-	-	-	-		
Indicated	233	0.12	273	220	52	0.10	770	4	32	0.03	69
Inferred	111	0.11	124	160	18	0.06	230	3	12	0.02	24
Total	**354**	**0.12**	**410**	**200**	**71**	**0.09**	**1,000**	**4**	**44**	**0.03**	**92**

Note: Totals may differ from sum of individual numbers as numbers have been rounded in accordance with the Australian JORC code 2012 guidance on Mineral Resource reporting.

1. Refer ASX (Tungsten Mining) Announcement 4 May 2020, "Mineral Resource Estimate Update for Mulgine Trench Deposit".

2. Refer ASX (Tungsten Mining) Announcement 12 April 2019, "Update on Activities at Mt Mulgine".

3. Refer ASX (Vital Metals) Announcement 4 July 2018, "Watershed Mineral Resources Restatement JORC Code 2012".

4. Refer ASX (Tungsten Mining) Announcement 23 June 2016, "Big Hill June 2016 Mineral Resource Update".

5. Refer ASX (Tungsten Mining) Announcement 30 January 2015, "Kilba Mineral Resource Update".

6. The Resource table only includes projects where Tungsten Mining holds a 100% interest.

Appendix 5B

Mining exploration entity or oil and gas exploration entity quarterly cash flow report

Name of entity

Tungsten Mining NL

ABN	Quarter ended ("current quarter")
67 152 084 403	30 September 2023

Consolidated statement of cash flows		Current quarter $A'000	Year to date (3 months) $A'000
1.	**Cash flows from operating activities**		
1.1	Receipts from customers	-	-
1.2	Payments for		
	(a) exploration & evaluation	(1,340)	(1,340)
	(b) development		
	(c) production	-	-
	(d) staff costs	(375)	(375)
	(e) administration and corporate costs	(269)	(269)
1.3	Dividends received (see note 3)	-	-
1.4	Interest received	136	136
1.5	Interest and other costs of finance paid	-	-
1.6	Income taxes paid	-	-
1.7	Government grants and tax incentives	-	-
1.8	Other (provide details if material)	-	-
1.9	**Net cash from / (used in) operating activities**	**(1,848)**	**(1,848)**

2.	**Cash flows from investing activities**		
2.1	Payments to acquire or for:		
	(a) entities	-	-
	(b) tenements	-	-
	(c) property, plant and equipment	(3)	(3)
	(d) exploration & evaluation	-	-
	(e) investments	-	-
	(f) other non-current assets	-	-

For personal use only

For personal use only

Consolidated statement of cash flows		Current quarter $A'000	Year to date (3 months) $A'000
2.2	Proceeds from the disposal of:		
	(a) entities	-	-
	(b) tenements	-	-
	(c) property, plant and equipment	-	-
	(d) investments	-	-
	(e) other non-current assets	-	-
2.3	Cash flows from loans to other entities	-	-
2.4	Dividends received (see note 3)	-	-
2.5	Other (provide details if material)	-	-
2.6	**Net cash from / (used in) investing activities**	**(3)**	**(3)**

3.	**Cash flows from financing activities**		
3.1	Proceeds from issues of equity securities (excluding convertible debt securities)	-	-
3.2	Proceeds from issue of convertible debt securities	-	-
3.3	Proceeds from exercise of options	-	-
3.4	Transaction costs related to issues of equity securities or convertible debt securities	-	-
3.5	Proceeds from borrowings	-	-
3.6	Repayment of borrowings	-	-
3.7	Transaction costs related to loans and borrowings	-	-
3.8	Dividends paid	-	-
3.9	Repayment of lease liabilities	(73)	(73)
3.10	**Net cash from / (used in) financing activities**	**(73)**	**(73)**

4.	**Net increase / (decrease) in cash and cash equivalents for the period**		
4.1	Cash and cash equivalents at beginning of period	12,399	12,399
4.2	Net cash from / (used in) operating activities (item 1.9 above)	**(1,848)**	**(1,848)**
4.3	Net cash from / (used in) investing activities (item 2.6 above)	**(3)**	**(3)**
4.4	Net cash from / (used in) financing activities (item 3.10 above)	**(73)**	**(73)**

Consolidated statement of cash flows		Current quarter $A'000	Year to date (3 months) $A'000
4.5	Effect of movement in exchange rates on cash held	-	-
4.6	**Cash and cash equivalents at end of period**	**10,475**	**10,475**

5.	**Reconciliation of cash and cash equivalents** at the end of the quarter (as shown in the consolidated statement of cash flows) to the related items in the accounts	**Current quarter $A'000**	**Previous quarter $A'000**
5.1	Bank balances	326	1,302
5.2	Call deposits	10,149	11,097
5.3	Bank overdrafts	-	-
5.4	Other (provide details)	-	-
5.5	**Cash and cash equivalents at end of quarter (should equal item 4.6 above)**	**10,475**	**12,399**

6.	**Payments to related parties of the entity and their associates**	**Current quarter $A'000**
6.1	Aggregate amount of payments to related parties and their associates included in item 1	189
6.2	Aggregate amount of payments to related parties and their associates included in item 2	-

Note: if any amounts are shown in items 6.1 or 6.2, your quarterly activity report must include a description of, and an explanation for, such payments.

For personal use only

For personal use only

7.	**Financing facilities** *Note: the term "facility' includes all forms of financing arrangements available to the entity.* *Add notes as necessary for an understanding of the sources of finance available to the entity.*	**Total facility amount at quarter end $A'000**	**Amount drawn at quarter end $A'000**
7.1	Loan facilities	-	-
7.2	Credit standby arrangements	-	-
7.3	Other (please specify)	-	-
7.4	**Total financing facilities**	-	-
7.5	**Unused financing facilities available at quarter end**		-
7.6	Include in the box below a description of each facility above, including the lender, interest rate, maturity date and whether it is secured or unsecured. If any additional financing facilities have been entered into or are proposed to be entered into after quarter end, include a note providing details of those facilities as well.		
	Not applicable		

8.	**Estimated cash available for future operating activities**	**$A'000**
8.1	Net cash from / (used in) operating activities (item 1.9)	(1,848)
8.2	(Payments for exploration & evaluation classified as investing activities) (item 2.1(d))	-
8.3	Total relevant outgoings (item 8.1 + item 8.2)	(1,848)
8.4	Cash and cash equivalents at quarter end (item 4.6)	10,475
8.5	Unused finance facilities available at quarter end (item 7.5)	-
8.6	Total available funding (item 8.4 + item 8.5)	10,475
8.7	**Estimated quarters of funding available (item 8.6 divided by item 8.3)**	5.67

Note: if the entity has reported positive relevant outgoings (ie a net cash inflow) in item 8.3, answer item 8.7 as "N/A". Otherwise, a figure for the estimated quarters of funding available must be included in item 8.7.

8.8 If item 8.7 is less than 2 quarters, please provide answers to the following questions:

8.8.1 Does the entity expect that it will continue to have the current level of net operating cash flows for the time being and, if not, why not?

Answer:
N/A

8.8.2 Has the entity taken any steps, or does it propose to take any steps, to raise further cash to fund its operations and, if so, what are those steps and how likely does it believe that they will be successful?

Answer:
N/A

8.8.3	Does the entity expect to be able to continue its operations and to meet its business objectives and, if so, on what basis?
Answer: N/A	

Note: where item 8.7 is less than 2 quarters, all of questions 8.8.1, 8.8.2 and 8.8.3 above must be answered.

Compliance statement

1 This statement has been prepared in accordance with accounting standards and policies which comply with Listing Rule 19.11A.

2 This statement gives a true and fair view of the matters disclosed.

Date: 31 Oct 2023 .....

Authorised by: The Board .....
(Name of body or officer authorising release – see note 4)

Notes

1. This quarterly cash flow report and the accompanying activity report provide a basis for informing the market about the entity's activities for the past quarter, how they have been financed and the effect this has had on its cash position. An entity that wishes to disclose additional information over and above the minimum required under the Listing Rules is encouraged to do so.

2. If this quarterly cash flow report has been prepared in accordance with Australian Accounting Standards, the definitions in, and provisions of, *AASB 6: Exploration for and Evaluation of Mineral Resources* and *AASB 107: Statement of Cash Flows* apply to this report. If this quarterly cash flow report has been prepared in accordance with other accounting standards agreed by ASX pursuant to Listing Rule 19.11A, the corresponding equivalent standards apply to this report.

3. Dividends received may be classified either as cash flows from operating activities or cash flows from investing activities, depending on the accounting policy of the entity.

4. If this report has been authorised for release to the market by your board of directors, you can insert here: "By the board". If it has been authorised for release to the market by a committee of your board of directors, you can insert here: "By the [*name of board committee – eg Audit and Risk Committee*]". If it has been authorised for release to the market by a disclosure committee, you can insert here: "By the Disclosure Committee".

5. If this report has been authorised for release to the market by your board of directors and you wish to hold yourself out as complying with recommendation 4.2 of the ASX Corporate Governance Council's *Corporate Governance Principles and Recommendations*, the board should have received a declaration from its CEO and CFO that, in their opinion, the financial records of the entity have been properly maintained, that this report complies with the appropriate accounting standards and gives a true and fair view of the cash flows of the entity, and that their opinion has been formed on the basis of a sound system of risk management and internal control which is operating effectively.

For personal use only