25 October 2023

Quarterly Report

For the Period Ending 30 September 2023

For personal use only

Key Highlights

- Manna Lithium Project Mineral Resource Estimate (**MRE**) increases to **36.0Mt @ 1.13% Li_2O**
  - **24.1% increase** in total contained Li_2O from 327,000 tonnes to 406,000 tonnes Li_2O
  - **13% increase** in the Manna Lithium Project Mineral Resource **grade to 1.13% Li_2O**
  - **10% increase** in the Manna Lithium Project Mineral Resource **tonnes to 36.0Mt**
- Large-scale **50,000m Reverse Circulation (RC) and Diamond Drilling (DD) program** commenced at the Manna Lithium Project
  - Up to six drill rigs to be deployed as part of this year's exploration program
  - DD rig to target LCT pegmatite extensions at depth along entire strike length
  - Infill drilling program to achieve growth in resources in the Measured classification
  - Results from resource extension drilling campaign to be incorporated into an updated lithium Mineral Resource Estimate
- Second ore sorting trial achieved a **1.64% Li_2O Spodumene Ore Concentrate (SOC)** product
- Both trials achieved a final product greater than 1.5% Li_2O with an average **lithia recovery of 92%**
- Ore sorting technology has the potential to underpin near term cash flow opportunity to export SOC and potentially **increase concentrate production capacity of the Manna Processing Plant by 20%**
- Bedrock (hard rock) Rare Earth Elements (REE) hosting mineralised system discovered adjacent to the Manna Lithium Project with exceptional high-grade peak assay result of **24.17% Total Rare Earth Element Oxide (TREO)**. Discovery named Cardunia Rocks REE Project.
- Negotiations with the Kakarra Part B Native Title claim group for a Native Title Mining Agreement for the Manna Lithium Project continue to progress
- CY2023 drilling program of up to 20,000m continues at Marble Bar Lithium Project (**MBLP**) with 12,000m of drilling completed by 30 September 2023
- Cash position of $53 million as of 30 September 2023
- Non-executive Director Mr Warrick Hazeldine retired as a director of the Company.

Growing multi-asset West Australian lithium company Global Lithium Resources Limited (**ASX: GL1**, "**Global Lithium**" or "the **Company**") is pleased to report on its activities for the quarter ending 30 September 2023.

Global Lithium Managing Director, Ron Mitchell commented,

"The September quarter delivered notable progress for Global Lithium including the latest upgrade to the Mineral Resource Estimate (MRE) at the Manna Lithium Project. This update was an excellent outcome for the Company that featured a significant increase in both contained Li_2O and grade. We look forward to further upgrades to the MRE as we progress a significant exploration campaign at Manna. This process took another step forward at Manna during the quarter with the commencement of our 50,000m drilling program at the project. These developments have GL1 well placed as we have entered the final quarter of CY2023, particularly as we move towards completing the Definitive Feasibility Study for the Manna Project in Q1 2024."

Manna Lithium Project – 100%

Manna Lithium Project Resource Grows

During the quarter, Global Lithium announced a significant upgrade to the Manna Mineral Resource Estimate (MRE) and contained lithium oxide content for its Manna Lithium Project (Manna), located 100km east of Kalgoorlie, Western Australia.

Approximately 5,000 outstanding assay results from the Company's 2022 exploration program, which were not available at the time of the previous MRE cut-off, have been added to the Manna Lithium Resource model for this update. This new data along with an improved internal resource domaining program which has led to a significant increase in both lithium oxide grade and tonnage over and above the Manna MRE announced to the market on 15 December 2022[1].

Manna Lithium Project Update

In 2022, the Company conducted a large-scale drilling program at Manna that concluded with an upgraded Mineral Resource of 32.7Mt @ 1.0% Li_2O, that was announced on 15 December 2022[1]. This expanded the existing Manna Lithium Resource by 233% on the previous Resource estimate and was built on drilling results received up to a mid-November 2022 cut-off date. At the time of release of the updated MRE in December 2022, there was still a large number of assay results outstanding with drilling continuing until mid-December. All of the outstanding assays from the entire 2022 drilling program have been incorporated into this 2023 MRE upgrade. Some of the outstanding assays from the 2022 drilling program[2], now incorporated into this latest MRE upgrade, include:

- MRC0126, 17m @ 1.60% Li_2O from 114m
- MRC0108, 15m @ 1.20% Li_2O from 107m
- MRC0141, 13m @ 1.40% Li_2O from 34m
- MRC0126, 10m @ 1.33% Li_2O from 227m
- MRC0137, 12m @ 1.24% Li_2O from 282m

[1] *ASX announcement "GL1 DELIVERS TRANSFORMATIVE 50.7 Mt LITHIUM RESOURCE BASE," 15 December 2022*
[2] *ASX announcement "POSITIVE DRILLING RESULTS AT MANNA," 31 January 2023*

For personal use only

The drilling database used to define the MRE comprises 207 reverse circulation (RC) drillholes for a total of 43,676m, 12 RC holes with diamond tails (RCD) for a total of 6,491.09m, and 12 diamond drillholes (DD) for a total of 1,455.81m.

Snowden Optiro completed its study and reported the MRE in accordance with the guidelines of the JORC Code and above a natural cut-off grade of 0.60% Li_2O for the Manna Lithium Project.

Table 1. 2023 Manna Mineral Resource Estimate reported above a cut-off of 0.6% Li_2O[3].

Resource Category	Million Tonnes	Li_2O%	Ta_2O_5 ppm
Indicated	**20.2**	**1.12**	56
Inferred	15.8	1.14	52
Total	**36.0**	**1.13**	**54**

Notes

- *Reported above a Li_2O cut-off grade of 0.60% (consistent with the 15th December 2022 MRE upgrade)*
- *Tonnages and grades have been rounded to reflect the relative uncertainty of the estimate*
- *GL1 has an 100% ownership of the Manna Lithium Project*
- *The Mineral Resource is contained within tenement E28/5255*

Table 2. Manna grade and tonnage reporting above a range of cut-off grades.

Cumulative Resource by Grade		
Cut-off Grade (%)	Million tonnes	Li2O (%)
0.25	64.9	0.80
0.3	60.1	0.84
0.35	54.3	0.90
0.4	49.1	0.96
0.45	44.5	1.01
0.5	40.9	1.06
0.55	38.1	1.10
0.6	**36.0**	**1.13**
0.65	34.6	1.15
0.7	33.4	1.16
0.75	32.3	1.18
0.8	31.1	1.20
0.85	29.7	1.21
0.9	28.2	1.23
0.95	26.4	1.25
1.00	24.1	1.28

[3] *ASX announcement "Manna Lithium Project Resource Grows" 26 July 2023*

For personal use only

Consistent with the Mineral Resource upgrade announced on 15th December 2022, a cut-off grade of 0.6% Li_2O was chosen to represent the portion of the Mineral Resource that may be considered for eventual economic extraction by open pit mining. This cut-off grade was selected by Global Lithium in consultation with Snowden Optiro, based on current experience and is commensurate with cut-off grades applied for the reporting of Lithium Mineral Resources hosted in spodumene-rich pegmatites elsewhere in Australia that have reasonable prospects of extraction by open pit mining. The mineralisation at Manna is such that open pit mining methods can be appropriately considered.

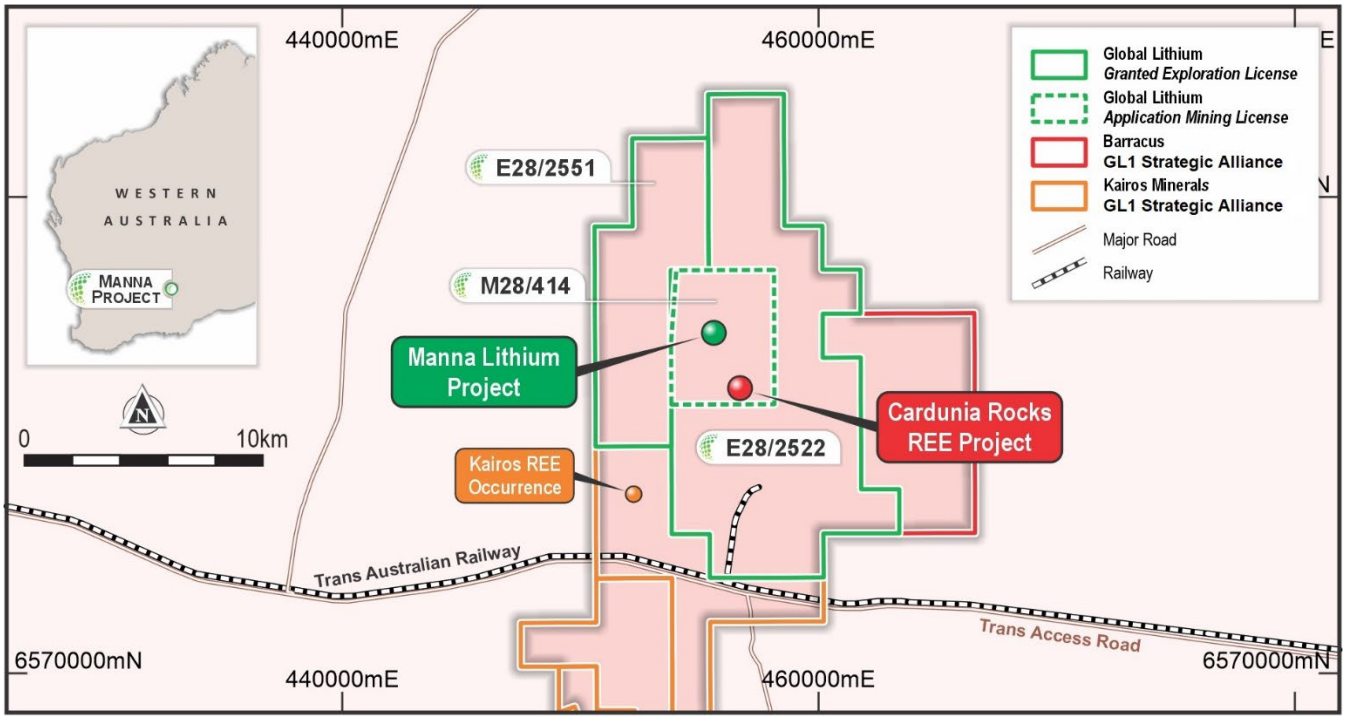

Figure 1. Map showing the location of the Manna Lithium Project and associated tenements.

For personal use only

For personal use only

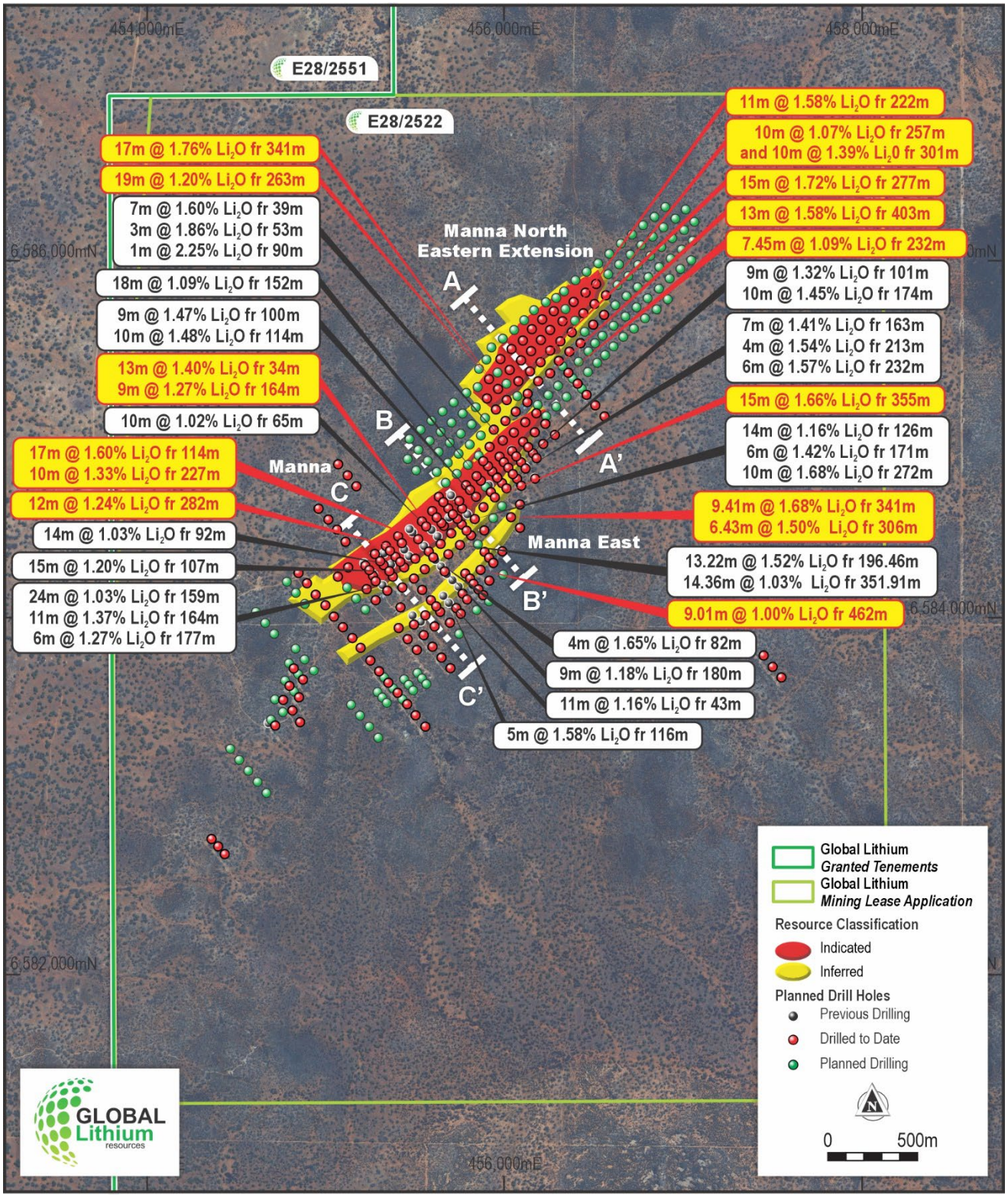

Figure 2. Plan view of the Manna Lithium Deposit showing the upgraded resource outline, key drilling results, cross sections and planned drilling.

For personal use only

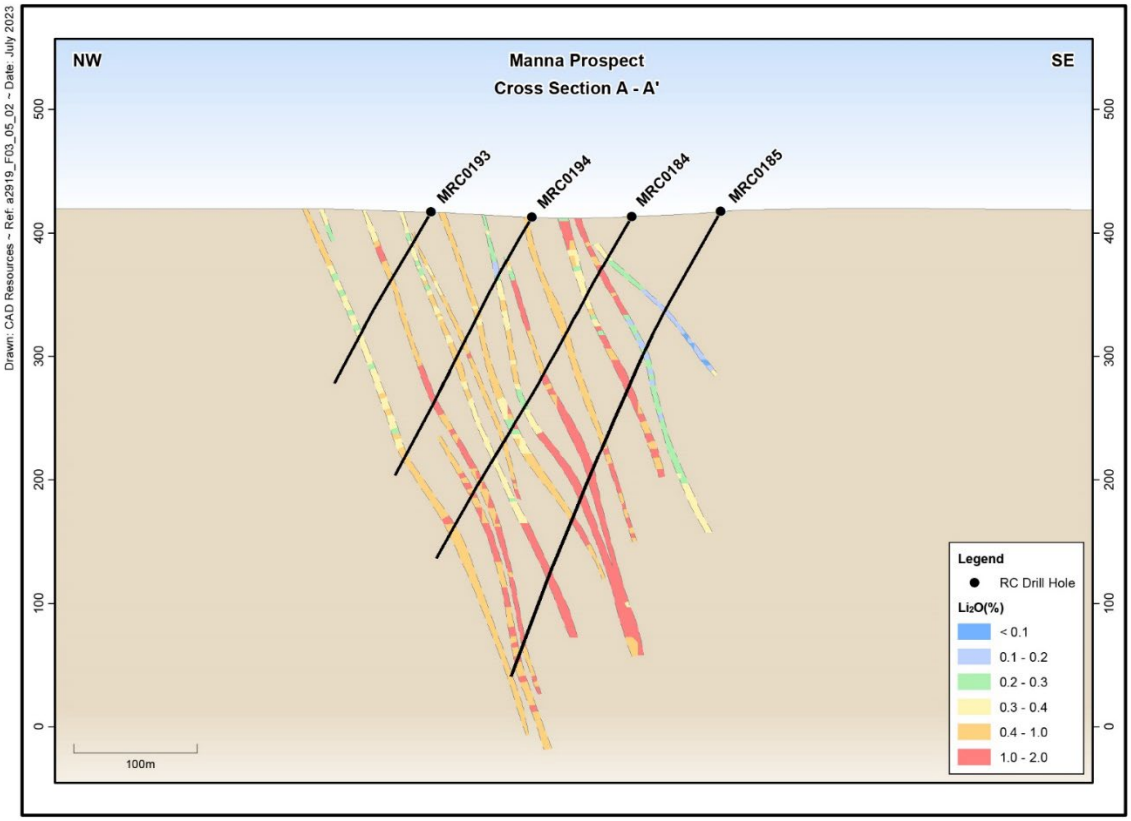

Figure 3. Manna Cross Section A - A' showing estimated Li_2O grades.

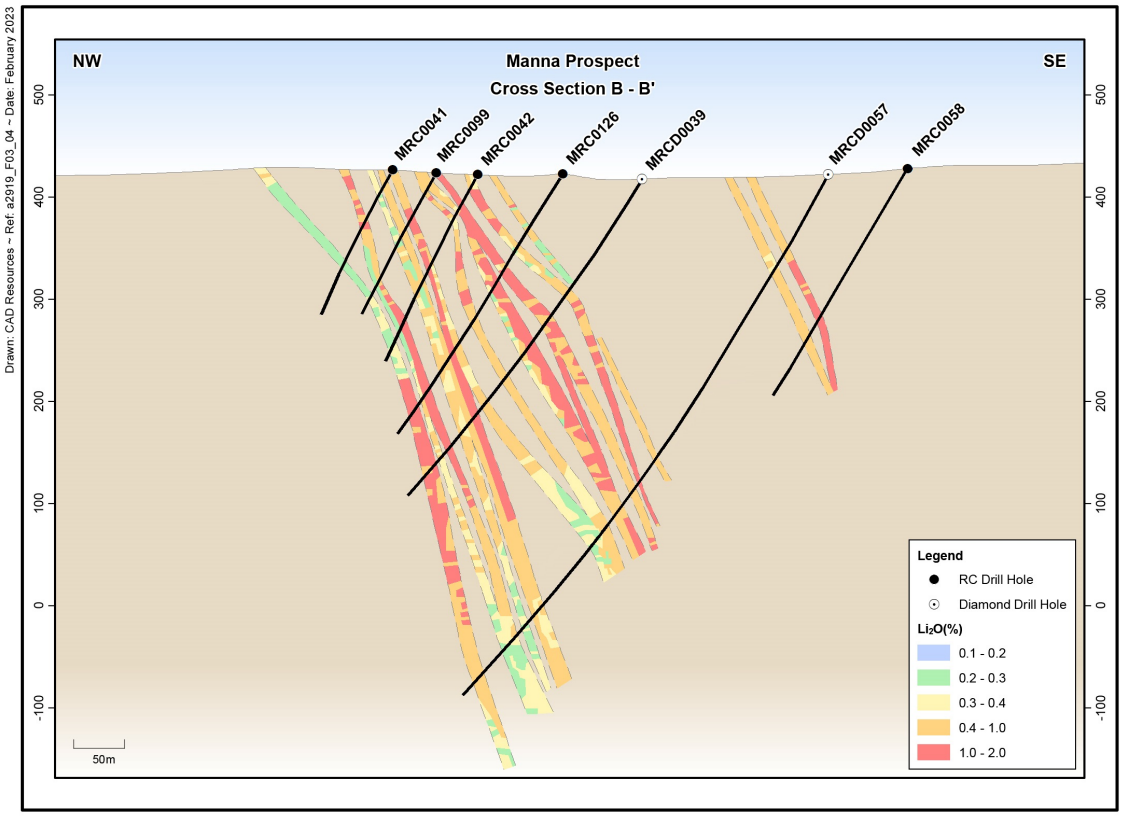

Figure 4. Manna Cross Section B - B' showing estimated Li_2O grades.

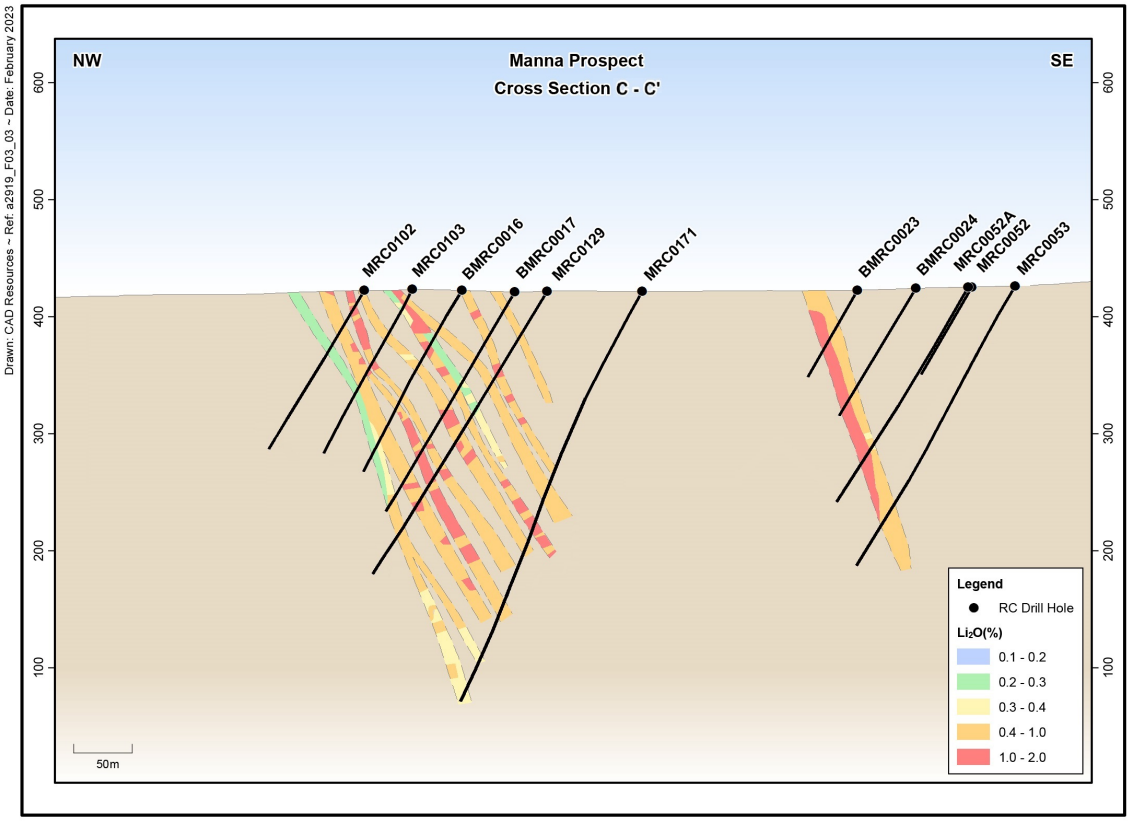

Figure 5. Manna Cross Section C - C' showing estimated Li_2O grades.

Drilling Underway at Manna

In August, Global Lithium announced that drilling had recommenced at its Manna Lithium Project. Following the signing of a land access agreement in June[4], heritage surveys across the entire Manna Mining Lease application (MLA28/141) were completed, allowing commencement of the 50,000m RC and DD drilling program. By September 30, 22,000m of this program had been drilled.

This large-scale drilling program is specifically targeted to further expand the Manna Lithium Project resource. In addition, it is anticipated that an infill drilling campaign will lead to considerable resources in the Measured classification to assist with mine planning.

Experienced drilling contractors K-Drill and Profile Drilling, which safely conducted the RC drilling program in 2022, and DDH1 Drilling, which performed the Metallurgical DD core drilling at Manna this year, have been re-appointed to undertake this year's drilling programs.

The Company also completed a significant upgrade of the exploration camp at the Manna Project to provide additional accommodation, operational and dining facilities to house the extra staffing levels required to safely run a program of this scale.

[4] *ASX Announcement, "LAND ACCESS AGREEMENT SIGNED FOR MANNA LITHIUM PROJECT," 16 June 2023*

For personal use only

The Company will update the Manna Lithium Project MRE after the current drilling campaign is completed and all assay results have been received. This final resource estimate will be added to the completed DFS program potentially enhancing the projects economics and life of mine.

Figure 6. K-Drill RC drilling rig setup at the Manna Lithium Project.

For personal use only

For personal use only

Figure 7. Profile RC drilling rig setup at the Manna Lithium Project.

Figure 8. Expanded exploration and operational camp infrastructure at the Manna Lithium Project.

Further Ore Sorting Trial Confirms Excellent Results

Global Lithium announced it has completed the second stage of Ore Sorting Trials at its Manna Lithium Project.

This program complements earlier trials performed on Manna pegmatite ore[5] (refer ASX release 30 May 2023) and shows ore sorting technology can be utilised at Manna to upgrade the pegmatite ore to potentially boost concentrate production at the Manna Processing Plant, as well as produce a high-grade SOC product. This testwork forms part of a wider scope of work being undertaken by the Company to progress the DFS at the Manna Lithium Project towards completion during Q1, CY2024.

The latest ore sorting test program was performed on a 700kg high-grade pegmatite test sample. The sample was composited using 50m of PQ diamond drill core selected from five drill holes within the proposed Manna stage one pit, with core including approximately 30% waste to simulate expected full-scale mining operations. The sample was crushed to -50mm and screened to remove fines (-10mm), with the screened ore separated into a coarse (-50+25mm) and a mids (-25+10mm) size fraction which were then processed through the ore sorter in consecutive runs.

The testwork was conducted under controlled conditions utilising calibrated sensor settings developed during the first ore sorting trial, achieving a lithium grade of 1.75% Li_2O and 0.27% Fe_2O_3 from the ore sorter Accepts. This trial increased the lithium grade from 1.41% to 1.75% Li_2O which is a 24% increase lithium grade for the ore sorter Accepts. When the fines fraction (-10mm) is recombined with the ore sorter Accepts, the lithium grade maintained a high 1.64% Li_2O with an overall lithium recovery of 89%.

Both trials demonstrated high selectively for rejecting iron. The ore sorter was able to remove 90% of the contained iron in the ore sorter feed from 2.80% to 0.27% Fe_2O_3. When the ore sorter Accepts were recombined with fines fraction (-10mm), the resulting iron grade was 1.2% Fe_2O_3, and a total waste mass rejection of 24% (refer to Table 3).

For personal use only

[5] *ASX Announcement, "MANNA ORE SORTING TRIAL DELIVERS 90% INCREASE IN LITHIUM GRADE", 30 May 2023*

For personal use only

Table3: Summary of Ore Sorting Results – High-Grade Ore[1]

Description	Distribution[1]					Grade[1]			
	Mass %	Li_2O %	SiO_2 %	Al_2O_3 %	Fe_2O_3 %	Li_2O %	SiO_2 %	Al_2O_3 %	Fe_2O_3 %
Ore Sort Rejects	23.8	11.3	18.9	18.0	67.3	0.67	53.7	11.0	7.9
Ore Sort Accepts	47.6	59.2	52.3	53.4	4.7	**1.75**	74.0	16.3	**0.3**
Crushed Fines (-10mm)	28.6	29.5	28.8	28.6	28.1	1.45	67.7	14.6	2.7
Final Product	76.2	**88.7**	81.1	82.0	32.7	**1.64**	71.6	15.7	**1.2**
Final Rejects	**23.8**	11.3	18.9	18.0	67.3	0.67	53.7	11.0	7.9
Head Grade	100	100	100	100	100	1.41	67.4	14.6	2.8

1. Average results from coarse and mid-size fractions and recombined with -10mm fraction.

The initial ore sorting testwork program established the ability of ore sorting technology to upgrade a low-grade pegmatite ore from 0.9% to 1.5% Li_2O. However, the second ore sorting trial, which focussed on a high-grade pegmatite ore, has shown the technology is also capable of generating a high-grade SOC product for which there is strong customer demand.

Figure 9. shows the high-grade ore being processed through the Steinert ore sorting facility.

For personal use only

Figure 10. Showing Manna ore being processed through Steinert ore sorting facility.

With ore sorting testwork performed on Manna pegmatite ore demonstrating the technology is highly effective in upgrading both low-grade and high-grade ores, the Company has decided to implement the following:

- Incorporation of ore sorting technology into the overall process flowsheet to increase mill feed grade from 1.0% to 1.2% Li_2O, and thereby increase the concentrate production capacity of the main Manna Processing Plant by 20%, and
- Further financial and technical evaluation of the option to produce SOC for a period of up to 24 months during construction and commissioning of the Manna Processing Plant.

Next Steps

Further ore sorting variability testwork using bulk PQ diamond drill core will be performed to establish a grade recovery curve for proposed SOC production and over life-of-mine (LOM) for the Manna Processing Plant.

The main process flowsheet for the DFS has been modified to incorporate ore sorting into the crushing circuit. The milling circuit will remain at a 2 million tonnes per annum capacity, however, the feed grade to the concentrator is now expected be higher resulting in additional spodumene concentrate.

REE Discovery at Manna Project Area

Global Lithium announced it has identified a Rare Earth Element (REE) discovery adjacent to its Manna Lithium Project as part of its Manna Project exploration program. The new discovery has been named Cardunia Rocks REE Project.

This bedrock REE hosting mineralised system was discovered by re-analysing pulps from the 2022 lithium RC and Diamond drilling campaigns after initial assay spectra showed anomalously high peaks relating to cerium concentrations. Field observations also highlighted the distinct structurally deformed and altered zone. Assay results have been received from a large number of pulps resubmitted for multi-element and REE assay. The anomalous REE results were discovered just outside the eastern edge of the Manna Lithium Project (refer Figure 13).

A wide-ranging analytical program was performed along with a tenement wide structural geology and geophysical interpretation to identify potential source pathways back from the current REE mineralisation point and to generate a new set of exploration targets. The interpreted REE area of interest is an estimated 8.5km trend that passes to the east and south of the Manna Lithium Project as outlined in Figures 14 & 15.

These programs were tasked to get a rapid, real-time understanding of the true REE potential for the Manna Project area.

Standout REE drilling results occur over a strike length of 2km and include:

- MRC0152: 8m @ 0.76% TREO (19% NdPr:TREO) from 23m
  - **11m @ 2.72% TREO** (18% NdPr:TREO) from 55m
  - Including **1m @ 24.17% TREO** (18% NdPr:TREO) from 62m*
- MRC0180: 6m @ 0.50% TREO (16% NdPr:TREO) from 0m
  - 52m @ 0.38% TREO (22% NdPr:TREO) from 39m
  - **29m @ 0.65% TREO** (21% NdPr:TREO) from 95m
  - Including **1m @ 5.00% TREO** (19% NdPr:TREO) from 121m
  - 6m @ 0.83% TREO (20% NdPr:TREO) from 135m
- MRC0055: **11m @ 1.05% TREO** (23% NdPr:TREO) from 41m
  - 8m @ 0.77% TREO (23% NdPr:TREO) from 57m
- MRC0053: **3m @ 2.41% TREO** (17% NdPr:TREO) from 90m
  - Including **1m @ 6.26% TREO** (16% NdPr:TREO) from 91m
- MRC0176: **3m @ 1.35% TREO** (22% NdPr:TREO) from 57m
- MRCD0090: 3.36m @ 0.85% TREO (20% NdPr:TREO) from 361.64m (*in HQ Core*)
  Including 0.61m @ **3.70% TREO** (19% NdPr:TREO) from 361.64m

For personal use only

For personal use only

REE Sample Analysis

Drill core samples have undergone Petrographic analysis by Microanalysis Australia with the formal identification of the REE hosting minerals Allanite and Bastnaesite within a tentatively ascribed, metasomatic wall rock associated with a possible carbonatite or alkaline-carbonatite igneous province.

Figure 31. Sample MPET016 in which Allanite and Bastnaesite (REE hosting minerals) were identified.



Figure 14. MRCD0090 Core trays 360.53m to 367.19m showing biotite magnetite alteration surrounding an REE mineralised pale coloured intrusive unit. Petrography sample MPET016 was taken from within this intercept that assayed 3.70% TREO (361.64-362.25m).

The Company performed a set of comprehensive regional exploration programs in the first half of 2023 to cover the expanded tenement holding following the 100% acquisition of the Manna Lithium Project.[6] These programs covered a wide range of exploration techniques including soil geochemical analysis, review of an historic Auger program, along with large scale geophysical surveys (gravity, airborne electromagnetic, LIDAR)[7]. In addition to helping define targets for lithium and water exploration the data collected from these programs has helped with the interpretation of these significant REE results and provided further targets for investigation.

The REE results cover a 2km strike length to date and are located within a subtle linear gravity low that has been interpreted to be a regional fault structure. There are multiple regional fault structures that span across the Manna Lithium Project area, and these extend to the north and south of the current identified location. These potential mineralised pathways will be used to target the REE mineralisation across the extended Manna Lithium Project tenements during the upcoming exploration programs.

For personal use only

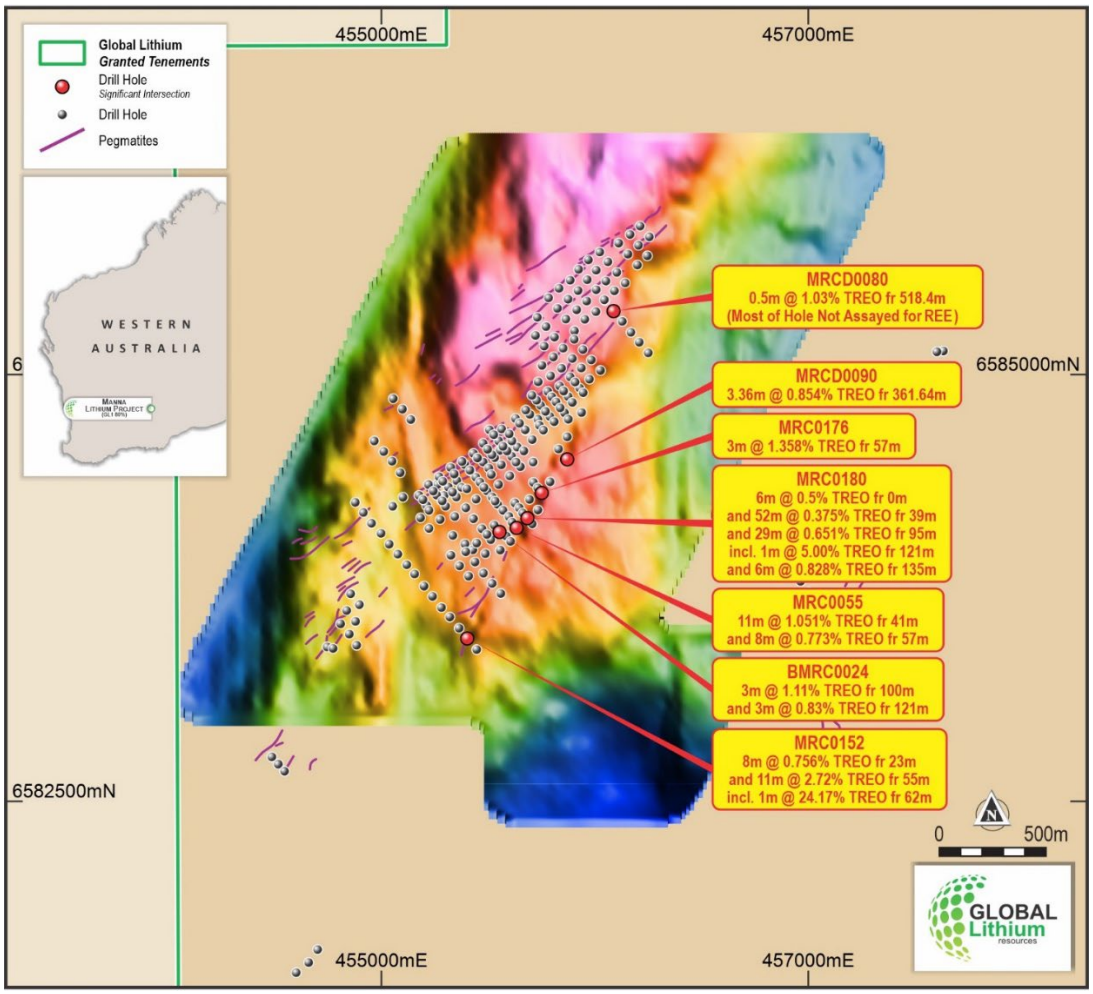

Figure 13. Gravity image showing the Cardunia Rocks REE mineralisation and significant intercepts plus previous Manna drilling Lithium resource locations with interpreted REE hosting fault structure (black dotted line).

[6] *ASX Announcement: GLOBAL LITHIUM AGREES TO ACQUIRE 100% INTEREST IN MANNA LITHIUM PROJECT, 25 October 2022*
[7] *ASX Announcement: LARGE SCALE EXPLORATION PROGRAMS UNDERWAY, 3 May 2023*

For personal use only

Geophysical Analysis

The regional geophysical analysis of the Cardunia Rocks REE Project area also brought into focus a large intrusive complex to the south of the Manna Lithium Project pegmatites, of which a sizeable portion is covered by transported and lateritic material. This prospective area will be investigated for the potential to host an REE mineralised intrusive system and to further grow along strike the already identified fault hosted REE mineralisation area.

Supergene enriched REE mineralisation will be targeted within the laterite and weathered profile while the large and highly altered syenite/quartz monzonite with a magnetic high margin will also be drill tested as a possible source of the REE mineralisation.

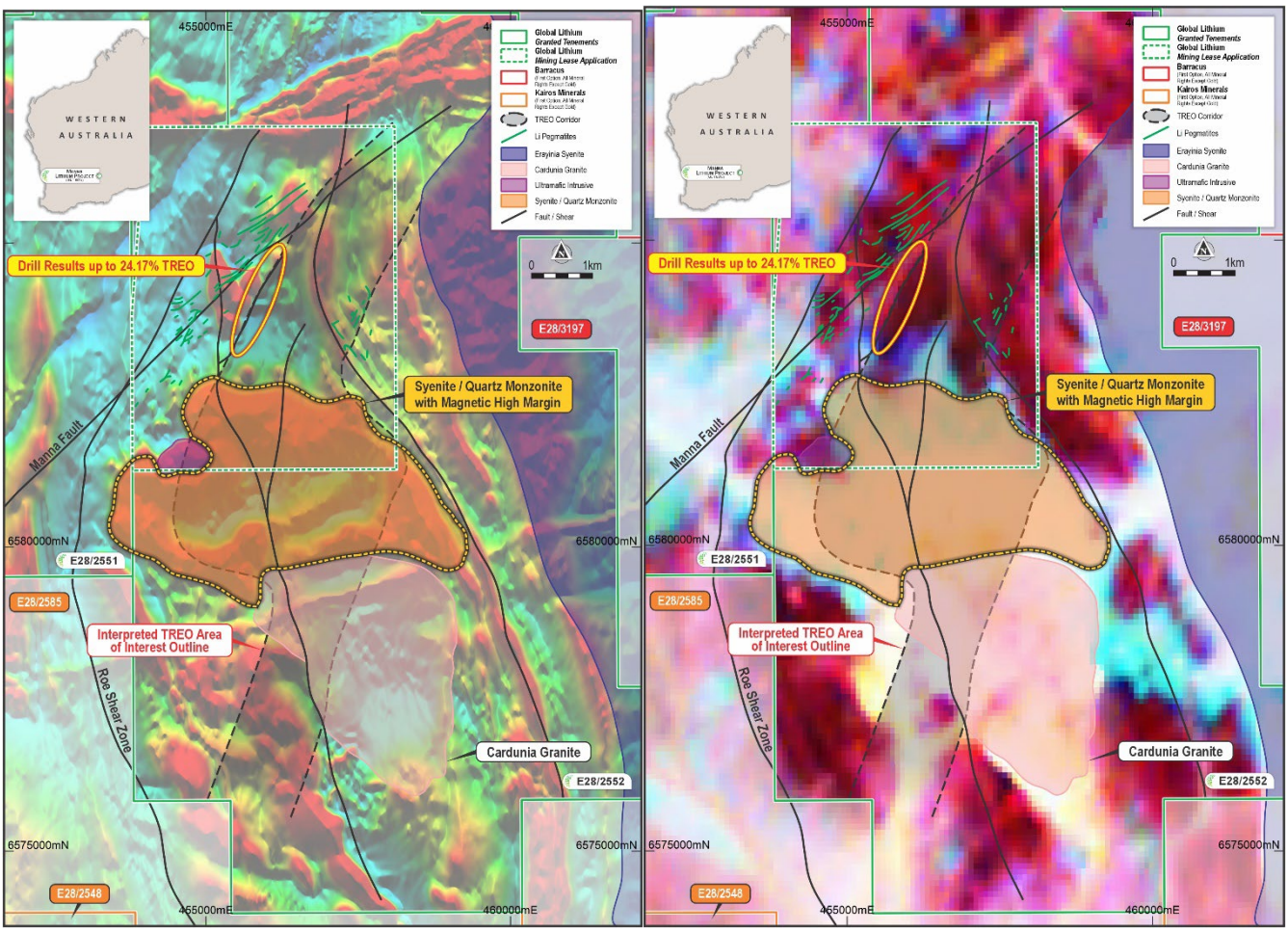

Figure 14. Aeromagnetic RTP image (left) and Radiometric K-Th-U RGB image (right) highlighting a magnetic high area of interest to the south of the Manna pegmatites with associated interpreted faults and intrusive units.

For personal use only

Geochemical Analysis

Historic auger assay results highlighted strongly anomalous REE results within the data that returned a peak, end of hole auger sample value of 2,059ppm TREO. These results were compared with a recently completed soil surface sampling program that covered the remaining untested areas across the Manna Lithium Project tenements. The soil sampling program was assayed for REE multi-elements, and these results highlighted the large scale of the REE anomaly across the southern part of the greater Manna Project area. These soil results had a peak surface sample value of 3,350ppm TREO.

Combining these geochemical results with the drilling results, along with the now greater understanding of the structural complexity of the regional tenements the Company has identified an 8.5km long REE anomalous zone with a highly prospective central area of interest shown in Figure 14.

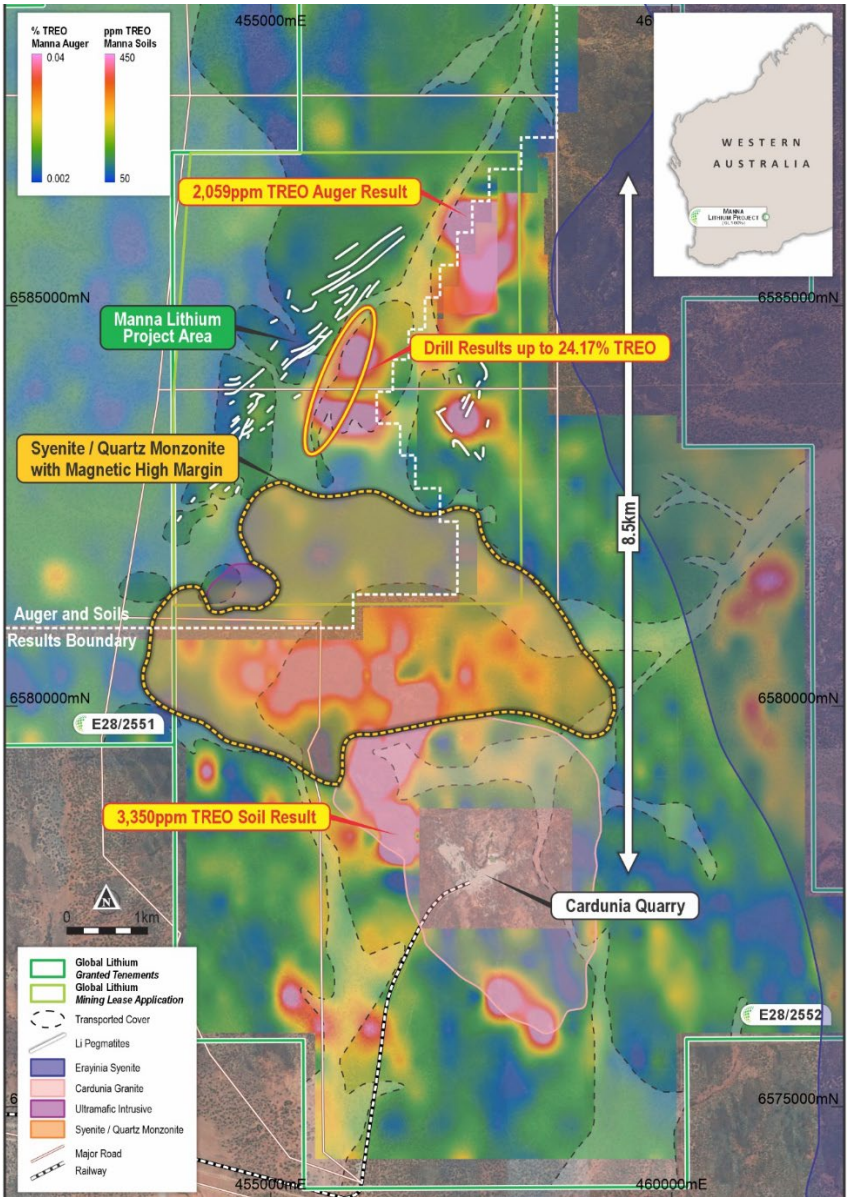

Figure 15. Heat map of combined Auger and Soil results highlighting the 8.5km long Cardunia Rocks REE prospective project area within a complex structural corridor that is to the east and south of the Manna Lithium Project. (Note: Auger results cover the northwest corner of the map are area divided by the dotted white zigzag line from the soil results to the south and east).

Native Title Mining Agreement Negotiations Progress

Post quarter, Global Lithium announced that negotiations are continuing with Kakarra Part B Native Title claim group for a Native Title Mining Agreement for its Manna Lithium Project.

As part of ongoing discussions, Global Lithium met with Kakarra Part B, the Native Title claim group for the land underlying the Manna Lithium Project, in Kalgoorlie-Boulder to sign and execute the 'Working Together Protocol' document.

Figure 16. From L to R – Nicole Stein, Ron Mitchell, Tony Chamberlain, Tom Graham, Trevor Ennis-John, Michael Tucker, Simon Corrigan.

Global Lithium is developing a mutually beneficial long-term relationship with Kakarra Part B in relation to the Manna Lithium Project, through open and transparent terms of engagement provided in the 'Working Together Protocol'. The Protocol sets out key principles for Global Lithium and Kakarra during negotiations.

Global Lithium and Kakarra Part B have agreed to:

- Cooperate and work together in good faith to negotiate the terms of the Manna Lithium Project in consideration of the rights and interests of the Kakarra Part B Native Title Claim Group.
- Reach agreement on developing a Cultural Heritage Management Plan, which will ensure that Aboriginal Cultural Heritage is appropriately managed throughout the life of the Manna Lithium Project.

The two parties endeavour to agree to the terms of the Native Title Mining Agreement, which we anticipate executing by 31 December 2023.

For personal use only

For personal use only

Marble Bar Lithium Project – 100%

Drilling Program Progresses

During the quarter, Global Lithium continued its CY2023 drilling program at the Marble Bar Lithium Project (MBLP). The program, which commenced in June 2023, comprises up to 20,000m of drilling which will explore the lithium and gold targets across MBLP.

By the end of the September quarter, 12,000m of drilling had been completed. Global Lithium will update the market on results from this program as they become available.

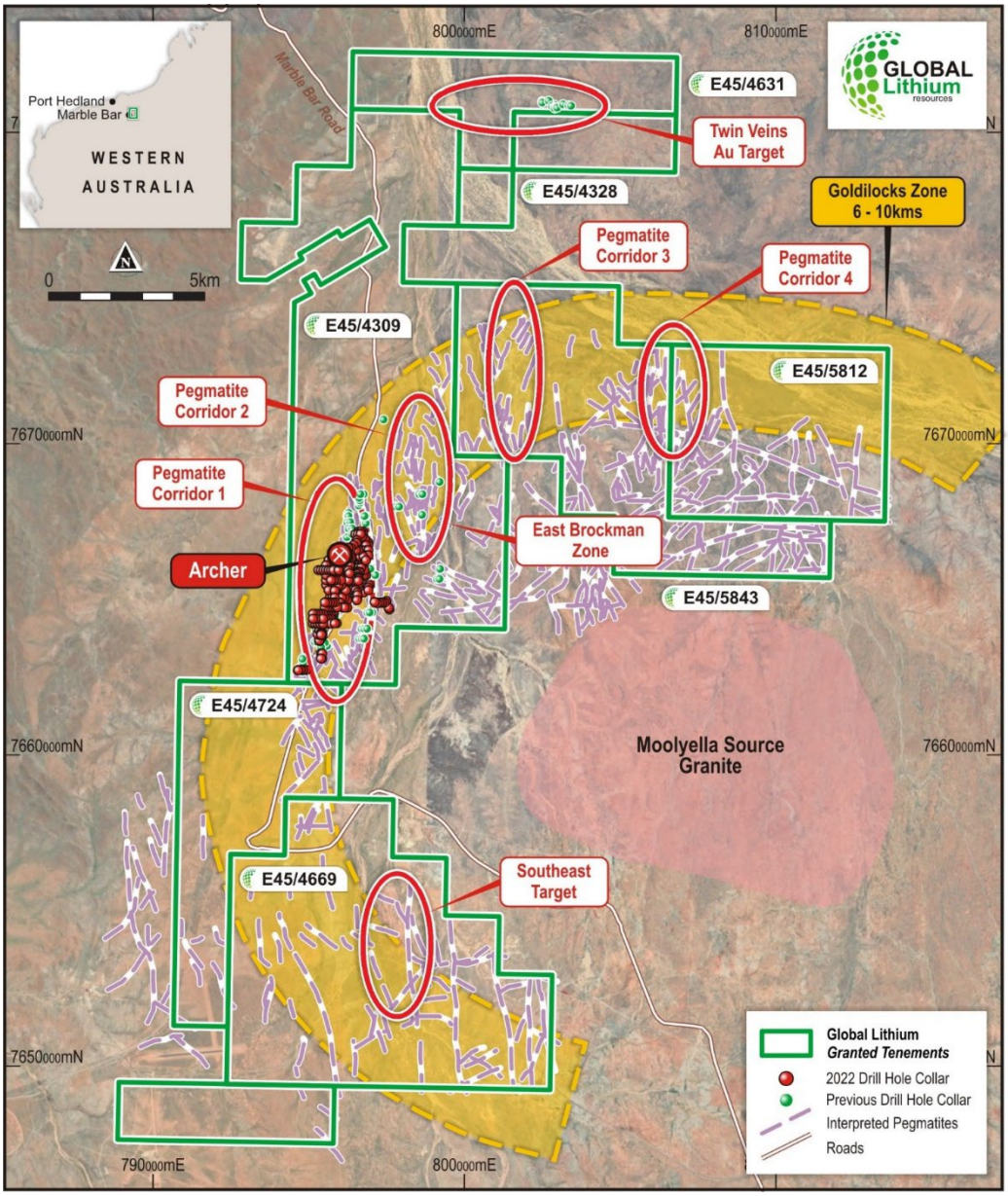

Figure 17. Showing the large scale of the MBLP and the prospective corridors and drill targets

For personal use only

Corporate

Retirement of Director

Global Lithium advised that following an orderly transition of the Chair role to Geoffrey Jones, Non-Executive Director Mr Warrick Hazeldine retired as a director of the Company on Wednesday, 9 August 2023.

Company Presentation – Diggers & Dealers Mining Forum

In August, Global Lithium Managing Director Ron Mitchell presented at the Diggers & Dealers Mining Forum in Kalgoorlie-Boulder.

Figure 18. GL1 Managing Director presenting at the 2023 Diggers and Dealers Mining Forum.

The presentation can be viewed, at the link below:
https://www.youtube.com/watch?v=uaDV7q7W3j8

As at 30 September 2023, GL1 had a cash balance of $53.4m and no debt.

Related party transactions

Payments to related parties of the entity and their associates (refer section 6 of Appendix 5B):

- Included at section 6.1 - Comprises: Remuneration of directors $241,000.
- Included at section 6.2 – Comprises: Remuneration of directors $Nil.

Listing Rule 5.3.1 and 5.3.2

In accordance with ASX Listing Rule 5.3.1, the Company confirms that there have been no material developments or changes to its exploration activities, and provides the following information:

- Approximately $9.4m was incurred by the Company in respect of exploration activity for the quarter ended 30 September 2023, primarily on:
    - RC drilling program at MBLP and Manna Lithium Project
    - Detailed geological mapping and reconnaissance field work at MBLP and Manna Lithium Project
    - Diamond drilling program at Manna Lithium Project

- A summary of the specific exploration activities undertaken in the MBLP and Manna project areas is included in this activity report.

In accordance with ASX Listing Rule 5.3.2, the Company advises that no Mining Development or Production activities were conducted during the quarter.

For personal use only

Tenement	% beginning of period	% end of period
MARBLE BAR LITHIUM PROJECT		
E45/4309	100	100
E45/4328	100	100
E45/4361	100	100
E45/4724	100	100
E45/4669	100	100
E45/5812	100	100
E45/5843	100	100
E45/6454 (Pending)	0	100
E45/6562 (Pending)	0	100
E45/6564 (Pending)	0	100
MANNA LITHIUM PROJECT		
E28/2551	100 (Excluding Precious Metals)	100 (Excluding Precious Metals)
E28/2522	100 (Excluding Precious Metals)	100 (Excluding Precious Metals)
M28/414 (Pending)	100 (Excluding Precious Metals)	100 (Excluding Precious Metals)

For personal use only

Approved by the board of Global Lithium Resources Limited.

For more information:

Ron Mitchell
Managing Director
info@globallithium.com.au
+61 8 6103 7488

Ben Creagh
Media & Investor Relations
benc@nwrcommunications.com.au
+61 (0) 417 464 233

For personal use only

About Global Lithium

Global Lithium Resources Limited (ASX:GL1, Global Lithium) is a diversified West Australian focussed mining development company with multiple assets in key lithium branded jurisdictions with a primary focus on the 100%-owned Manna Lithium Project in the Goldfields and the Marble Bar Lithium Project (MBLP) in the Pilbara region, Western Australia.

Global Lithium has now defined a total Inferred and Indicated Mineral Resource of 54.0Mt @ 1.09% Li_2O at its MBLP and Manna Lithium projects, confirming Global Lithium as a significant global lithium player aiming to fast track into development.

Global Lithium's major shareholders include Canmax Technologies Co., Ltd (formerly Suzhou TA&A Ultra Clean Technology Co. Limited) (Canmax), a controlling shareholder of Yibin Tianyi Lithium, a joint venture between Canmax (SZSE: 300390) (75%) and CATL (SZSE: 300750) (25%), the world's largest EV battery producer, and ASX listed Mineral Resources Limited (ASX: MIN).

Directors

Geoff Jones	Non-Executive Chair
Ron Mitchell	Managing Director
Dr Dianmin Chen	Non-Executive Director
Greg Lilleyman	Non-Executive Director
Hayley Lawrance	Non-Executive Director

Global Lithium – Mineral Resources

Project Name	Category	Million Tonnes (Mt)	Li_2O%	Ta_2O_5 ppm
Marble Bar	*Indicated*	3.8	0.97	53
	Inferred	14.2	1.01	50
	Subtotal	**18.0**	**1.00**	**51**
Manna	*Indicated*	20.2	1.12	56
	Inferred	15.8	1.14	52
	Subtotal	**36.0**	**1.13**	**54**
Combined Total		**54.0**	**1.09**	**53**

Competent Persons Statement:

Mineral Resources

Information on historical exploration results and Mineral Resources for the Manna Lithium Project presented in this announcement, together with JORC Table 1 information, is contained in an ASX announcement released on 26 July 2023.

Information on historical exploration results and Mineral Resources for the Marble Bar Lithium Project presented in this announcement is contained in an ASX announcement released on 15 December 2022

The Company confirms that it is not aware of any new information or data that materially affects the information in the relevant market announcements, and that the form and context in which the Competent Persons findings are presented have not been materially modified from the original announcements.

Where the Company refers to Mineral Resources in this announcement (referencing previous releases made to the ASX), it confirms that it is not aware of any new information or data that materially affects the information included in that announcement and all material assumptions and technical parameters underpinning the Mineral Resource estimate in that announcement continue to apply and have not materially changed. The Company confirms that the form and context in which the Competent Persons findings are presented have not materially changed from the original announcement.

For personal use only

Appendix 5B

Mining exploration entity or oil and gas exploration entity quarterly cash flow report

Name of entity

GLOBAL LITHIUM RESOURCES LIMITED

ABN	Quarter ended ("current quarter")
58 626 093 150	30 SEPTEMBER 2023

Consolidated statement of cash flows		Current quarter $A'000	Year to date (3 months) $A'000
1.	**Cash flows from operating activities**		
1.1	Receipts from customers	-	-
1.2	Payments for		
	(a) exploration & evaluation	(7,210)	(7,210)
	(b) development	-	-
	(c) production	-	-
	(d) staff costs	(405)	(405)
	(e) administration and corporate costs	(1,117)	(1,117)
1.3	Dividends received (see note 3)	-	-
1.4	Interest received	713	713
1.5	Interest and other costs of finance paid	-	-
1.6	Income taxes paid	-	-
1.7	Government grants and tax incentives	-	-
1.8	Other (provide details if material)	-	-
1.9	**Net cash from / (used in) operating activities**	**(8,019)**	**(8,019)**

2.	**Cash flows from investing activities**		
2.1	Payments to acquire or for:		
	(a) entities	-	-
	(b) tenements	-	-
	(c) property, plant and equipment	(55)	(55)
	(d) exploration & evaluation	-	-
	(e) investments	(660)	(660)
	(f) other non-current assets	-	-

For personal use only

For personal use only

Consolidated statement of cash flows		Current quarter $A'000	Year to date (3 months) $A'000
2.2	Proceeds from the disposal of:		
	(a) entities	-	-
	(b) tenements	-	-
	(c) property, plant and equipment	-	-
	(d) investments	-	-
	(e) other non-current assets	-	-
2.3	Cash flows from loans to other entities	-	-
2.4	Dividends received (see note 3)	-	-
2.5	Other (provide details if material)	-	-
2.6	**Net cash from / (used in) investing activities**	**(715)**	**(715)**

3.	**Cash flows from financing activities**		
3.1	Proceeds from issues of equity securities (excluding convertible debt securities)	-	-
3.2	Proceeds from issue of convertible debt securities	-	-
3.3	Proceeds from exercise of options	28	28
3.4	Transaction costs related to issues of equity securities or convertible debt securities	(10)	(10)
3.5	Proceeds from borrowings	-	-
3.6	Repayment of borrowings	-	-
3.7	Transaction costs related to loans and borrowings	-	-
3.8	Dividends paid	-	-
3.9	Other (provide details if material)	-	-
3.10	**Net cash from / (used in) financing activities**	**18**	**18**

4.	**Net increase / (decrease) in cash and cash equivalents for the period**		
4.1	Cash and cash equivalents at beginning of period	62,072	62,072
4.2	Net cash from / (used in) operating activities (item 1.9 above)	(8,019)	(8,019)
4.3	Net cash from / (used in) investing activities (item 2.6 above)	(715)	(715)
4.4	Net cash from / (used in) financing activities (item 3.10 above)	18	18

Consolidated statement of cash flows		Current quarter $A'000	Year to date (3 months) $A'000
4.5	Effect of movement in exchange rates on cash held	-	-
4.6	**Cash and cash equivalents at end of period**	**53,356**	**53,356**

5.	**Reconciliation of cash and cash equivalents** at the end of the quarter (as shown in the consolidated statement of cash flows) to the related items in the accounts	**Current quarter $A'000**	**Previous quarter $A'000**
5.1	Bank balances	19,889	2,920
5.2	Call deposits	33,127	59,032
5.3	Bank overdrafts	-	-
5.4	Other – Security Deposit	340	120
5.5	**Cash and cash equivalents at end of quarter (should equal item 4.6 above)**	**53,356**	**62,072**

6.	**Payments to related parties of the entity and their associates**	**Current quarter $A'000**
6.1	Aggregate amount of payments to related parties and their associates included in item 1	241
6.2	Aggregate amount of payments to related parties and their associates included in item 2	-

Note: if any amounts are shown in items 6.1 or 6.2, your quarterly activity report must include a description of, and an explanation for, such payments.

For personal use only

For personal use only

7.	**Financing facilities** *Note: the term "facility' includes all forms of financing arrangements available to the entity.* *Add notes as necessary for an understanding of the sources of finance available to the entity.*	**Total facility amount at quarter end $A'000**	**Amount drawn at quarter end $A'000**
7.1	Loan facilities	-	-
7.2	Credit standby arrangements	-	-
7.3	Other (please specify)	-	-
7.4	**Total financing facilities**	-	-
7.5	**Unused financing facilities available at quarter end**		-
7.6	Include in the box below a description of each facility above, including the lender, interest rate, maturity date and whether it is secured or unsecured. If any additional financing facilities have been entered into or are proposed to be entered into after quarter end, include a note providing details of those facilities as well.		

8.	**Estimated cash available for future operating activities**	**$A'000**
8.1	Net cash from / (used in) operating activities (item 1.9)	(8,019)
8.2	(Payments for exploration & evaluation classified as investing activities) (item 2.1(d))	-
8.3	Total relevant outgoings (item 8.1 + item 8.2)	(8,019)
8.4	Cash and cash equivalents at quarter end (item 4.6)	53,356
8.5	Unused finance facilities available at quarter end (item 7.5)	-
8.6	Total available funding (item 8.4 + item 8.5)	53,356
8.7	**Estimated quarters of funding available (item 8.6 divided by item 8.3)**	6.65

Note: if the entity has reported positive relevant outgoings (ie a net cash inflow) in item 8.3, answer item 8.7 as "N/A". Otherwise, a figure for the estimated quarters of funding available must be included in item 8.7.

8.8 If item 8.7 is less than 2 quarters, please provide answers to the following questions:

8.8.1 Does the entity expect that it will continue to have the current level of net operating cash flows for the time being and, if not, why not?

Answer: N/A

8.8.2 Has the entity taken any steps, or does it propose to take any steps, to raise further cash to fund its operations and, if so, what are those steps and how likely does it believe that they will be successful?

Answer: N/A

8.8.3	Does the entity expect to be able to continue its operations and to meet its business objectives and, if so, on what basis?
Answer: N/A	
Note: where item 8.7 is less than 2 quarters, all of questions 8.8.1, 8.8.2 and 8.8.3 above must be answered.	

Compliance statement

1 This statement has been prepared in accordance with accounting standards and policies which comply with Listing Rule 19.11A.

2 This statement gives a true and fair view of the matters disclosed.

Date: 25 October 2023

Authorised by: The Board of Directors
(Name of body or officer authorising release – see note 4)

Notes

1. This quarterly cash flow report and the accompanying activity report provide a basis for informing the market about the entity's activities for the past quarter, how they have been financed and the effect this has had on its cash position. An entity that wishes to disclose additional information over and above the minimum required under the Listing Rules is encouraged to do so.

2. If this quarterly cash flow report has been prepared in accordance with Australian Accounting Standards, the definitions in, and provisions of, *AASB 6: Exploration for and Evaluation of Mineral Resources* and *AASB 107: Statement of Cash Flows* apply to this report. If this quarterly cash flow report has been prepared in accordance with other accounting standards agreed by ASX pursuant to Listing Rule 19.11A, the corresponding equivalent standards apply to this report.

3. Dividends received may be classified either as cash flows from operating activities or cash flows from investing activities, depending on the accounting policy of the entity.

4. If this report has been authorised for release to the market by your board of directors, you can insert here: "By the board". If it has been authorised for release to the market by a committee of your board of directors, you can insert here: "By the [*name of board committee – eg Audit and Risk Committee*]". If it has been authorised for release to the market by a disclosure committee, you can insert here: "By the Disclosure Committee".

5. If this report has been authorised for release to the market by your board of directors and you wish to hold yourself out as complying with recommendation 4.2 of the ASX Corporate Governance Council's *Corporate Governance Principles and Recommendations*, the board should have received a declaration from its CEO and CFO that, in their opinion, the financial records of the entity have been properly maintained, that this report complies with the appropriate accounting standards and gives a true and fair view of the cash flows of the entity, and that their opinion has been formed on the basis of a sound system of risk management and internal control which is operating effectively.

For personal use only