



Annual Report

For the year ended 30th June 2023

For personal use only

2023



ASX:TOR
ACN 621 122 905

Corporate Directory

Board of Directors

Patrick Burke

Non-Executive Chair

Cristian Moreno

Managing Director

Tony Lofthouse

Non-Executive Director

Andrew Woskett

Non-Executive Director

Joint Company Secretary

Jessamyn Lyons, Henko Vos

Principal Place of Business

Unit 8, 16–18 Nicholson Road
Subiaco WA 6008

Postal Address

Level 3, 88 William St, Perth, WA 6000

Auditors

Hall Chadwick WA Audit Pty. Ltd.

283 Rokeby Road, Subiaco WA 6008

Share Register

Advanced Share Registry Services Pty. Ltd.

110 Stirling Highway, Nedlands, WA 6010

Stock Exchange Listing

Australian Stock Exchange


Perth Exchange: Code : TOR

Banker

Westpac Banking Corporation

1257 Hay Street, West Perth
Western Australia 6005

For personal use only



Contents

Chairman's Letter	2
Review of Operations	4
Directors' Report	20
Auditor's Independent Declaration	32
Director's Declaration	33
Independent Auditor's Report	34
Statement of profit or loss and other comprehensive income for the year ended 30 June 2023	40
Statement of financial position as at 30 June 2023	41
Statement of changes in equity for the year ended 30 June 2023	42
Statement of cash flow for the year ended 30 June 2023	43
Notes to the financial statements for the year ended 30 June 2023	44
Additional Shareholders Information	67
Tenements	69

For personal use only

Chairman's Letter

Patrick Burke , Chairman



Dear Shareholders,

I am pleased to present the 2023 Annual Report for Torque Metals Limited (ASX:TOR) (Torque or the Company).

Since listing on the Australian Stock Exchange in June 2021, Torque has entered a new era of exploration at the flagship Paris Gold Project, with an abundance of stand-out assay results backing our solid exploration program. We are continuing to expand on both our project tenure footprint, as well as our gold strike length, accelerating Torque's exploration campaign for the 2023 Financial year.

Highlight intersections from our successful drilling campaign included 14.76m @ 7.6 g/t (incl. 1.04m @ 83.59 g/t Au) and 35m @ 14.42 g/t (incl. 2.49m @ 40.69 g/t Au and 4.44m @ 20.82 g/t Au) which hosts an impressive bonanza gold interval of 185 g/t Au. This stream of consistently high-grade results puts Torque's Paris Gold Project in great standing to potentially become a significant deposit within the world-renowned Eastern Goldfields of Western Australia.

A strategic decision was made subsequent to the year, which sees Torque expanding into an exciting new direction. Whilst still exploring for high-grade gold intervals, the Company will now look to include Lithium and Nickel into our asset portfolio, enabled through the option over exciting new project tenure. This includes the 'New Dawn Lithium Project', strategically situated just 600m west from the productive Bald Hill Lithium mine.

Throughout the year, we have gradually strengthened the Company's leadership and team, including the appointment of Cristian Moreno as Managing Director, who has been gradually building up a skilled technical team on site. Cristian has been instrumental in Torque's success over the last year, with his enthusiastic energy and tactical ideas for the Company's forward plan. I would like to personally thank everyone at Torque for their hard work over the financial year and am excited for where the Company is heading.

The Board has great faith that Torque will uncover the true potential of the Paris Gold Project, as well as increasing value for our shareholders through the addition of the highly prospective New Dawn Lithium Project and Penzance Nickel Project.

None of our success would be possible without the backing of Euroz Hartleys, our lead broker and advisor. I thank them for their ongoing support.

Thank you to our shareholders for your support over the last year, and we look forward to sharing further exciting updates with you all.

Yours sincerely,

A handwritten signature in black ink, appearing to be 'P. Burke'.

Patrick Burke
Chairman

A new era of exploration,
applying advanced
geoscience and AI-powered
smart exploration to unlock
high-value mineral deposits.



Review of Operations

Perth-based, Western Australian-focused mineral explorer Torque Metals Limited (“Torque” or “the Company”) (ASX: TOR) is pleased to report on its activities for the 12-month period ending June 2023.

During the year, the Company was focused on progressing exploration on its flagship Paris Gold Project in Western Australia, located 90km SE of Kalgoorlie and 12km SE of St Ives gold mine. A successful drilling campaign involving Reverse Circulation (“RC”) and Diamond Drilling (“DD”) was completed at the Paris, Observation and HHH prospects, increasing the Company’s understanding of the gold mineralisation structures.

The steady stream of promising results reaffirmed the 2.5km prospect corridor as a camp-scale mining opportunity, with further targets scheduled to spatially extend the gold mineralised zones already identified and to explore adjacent parallel structures.

For personal use only



Paris Gold Project

Successful Drilling Campaign

In August 2022, Torque recommenced RC drilling at four separate prospects of Paris Project - Paris, Paris South, Carreras, and Pavarotti. Almost 3,290m of RC drilling was completed by the conclusion of the campaign, covering a total of 32 holes¹. The drilling was targeting substantial gold anomalies, identified through earlier drilling, auger geochemistry, historic soil, and trench samples².

The initial results confirmed a very strong, broad zone of high-grade gold extending north-west and south-east from two of the Company's biggest discoveries (Figure 1)³. The results also indicated significant growth potential both below and adjacent to the existing pit.

To the west of the historic Paris pit, Torque intersected a large gold zone of **27m @ 10.7g/t Au**, **27m @ 8.16g/t Au**, and **24m @ 10.7g/t Au**. To the east, a new high-grade gold structure was identified of **12m @ 3.2g/t Au** and **6m @ 1.03g/t Au**.

Results from the Paris prospect included:

- **12m @ 3.2 g/t Au** from 60m including **3m @ 10.40 g/t Au** from 60m (22PRC049)
- **6m @ 1.03 g/t Au** from 63m (22PRC047)
- **12m @ 1.18 g/t Au** from 121m including **2m @ 4.14 g/t Au** from 121m (22PRC045)
- **7m @ 1.19 g/t Au** from 36m; and **6m @ 10.97 g/t Au** from 110m including **2m @ 32.08 g/t Au** from 114m (22PRC044)
- **6m @ 7.35 g/t Au** from 204m including **3m @ 11.23 g/t Au** from 205m (22PRC041)
- **30m @ 7.00 g/t Au** from 168m including **10m @ 14.71 g/t Au** from 169m (22PRC040)
- **13m @ 11.64 g/t Au** from 61m including **5m @ 22.50 g/t Au** from 60m; and **27m @ 10.7 g/t Au** from 177m (22PRC038)

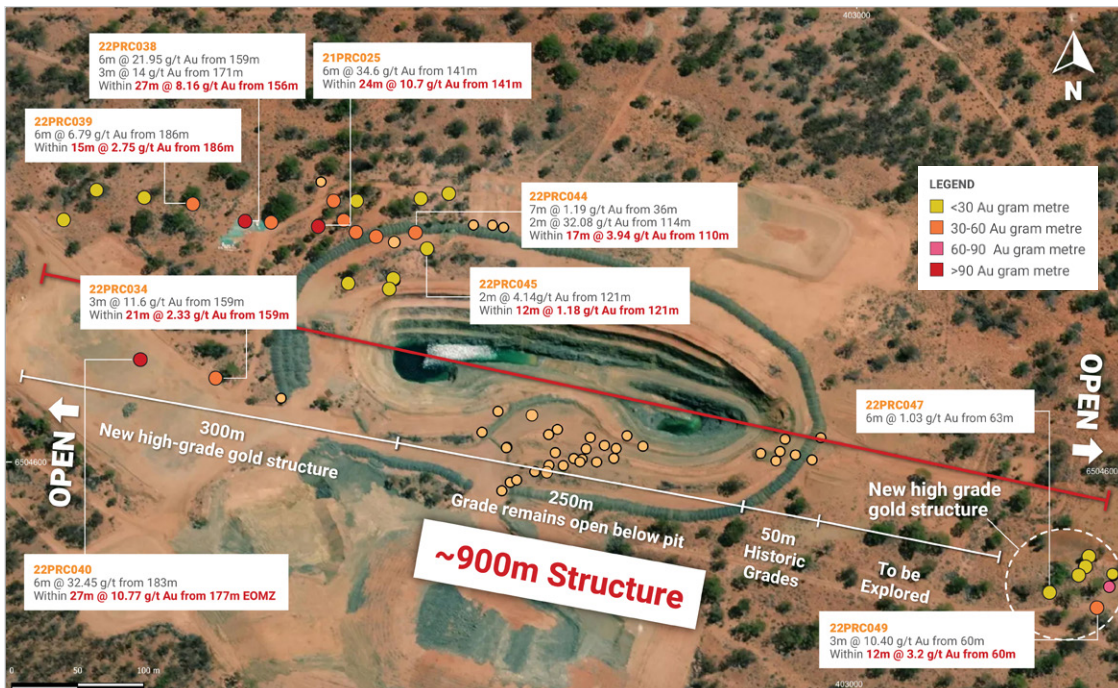


FIGURE 1 Early drilling results at Paris Prospect

1. ASX Announcement 10 August 2022 – Drilling Re-Commences at Paris Gold Project
2. ASX Announcement 8 September 2022 – High-Grade Gold Demonstrates Strong Growth at Paris Project
3. ASX Announcement 29 September 2022 – Paris Gold Zone Grows to 900m in Strike

On the back of these significant high-grade gold results, Torque immediately moved to secure a DD/RC rig with >200m capacity for follow up drilling at the Paris Prospect.

A month later, Torque announced the commencement of a further 4,500m of RC drilling over its high-grade gold prospects, with two specific aims:⁴

- Drilling at the Paris Gold Prospect to target extensions to the already identified high-grade gold structure
- Investigate the link between the Observation, HHH and Paris prospects, where the Company suspected that the 2,500m NW-SE distance between the two mines contains multiple parallel mineralised gold zones

Upon completion of the fifth exploration and extensional drilling campaign⁵, Torque had completed 4,855m of RC drilling over a total of 40 holes. The results delivered several outstanding, wide zones of high-grade gold⁶, reaffirming the 2.5km prospect corridor to host a camp-scale mining opportunity (Figure 2).

Highlight assay results included:

- **39m @ 6.05 g/t Au** from 175m including **9m @ 10.66 g/t Au** from 178m; and **3m @ 29.4 g/t Au** from 202m (22PRC053)
- **42m @ 2.48 g/t Au** from 186m including **15m @ 5.9 g/t Au** from 189m (22PRC056)
- **30m @ 1.12 g/t Au** from 195m including **6m @ 4.08 g/t Au** from 204m (22PRC054)
- **18m @ 3.66 g/t Au** from 120m, including **6m @ 10.6 g/t Au** from 123m within (22PRC059)
- **18m @ 1.07 g/t Au** from 51m, including **3m @ 4.38 g/t Au** from 51m (22HRC035)

Holes drilled to the west intersected multiple wide gold zones including **45m @ 5.26 g/t** from 172m (22PRC053), **42m @ 2.48 g/t** from 186m (22PRC056), and **30m @ 1.12 g/t** from 195m (22PRC054).

These drilling results increased the Paris zone strike length to over 1,000m, with an extension of 400m west of the historic Paris pit, 250m beneath the pit, and 350m east of the pit.

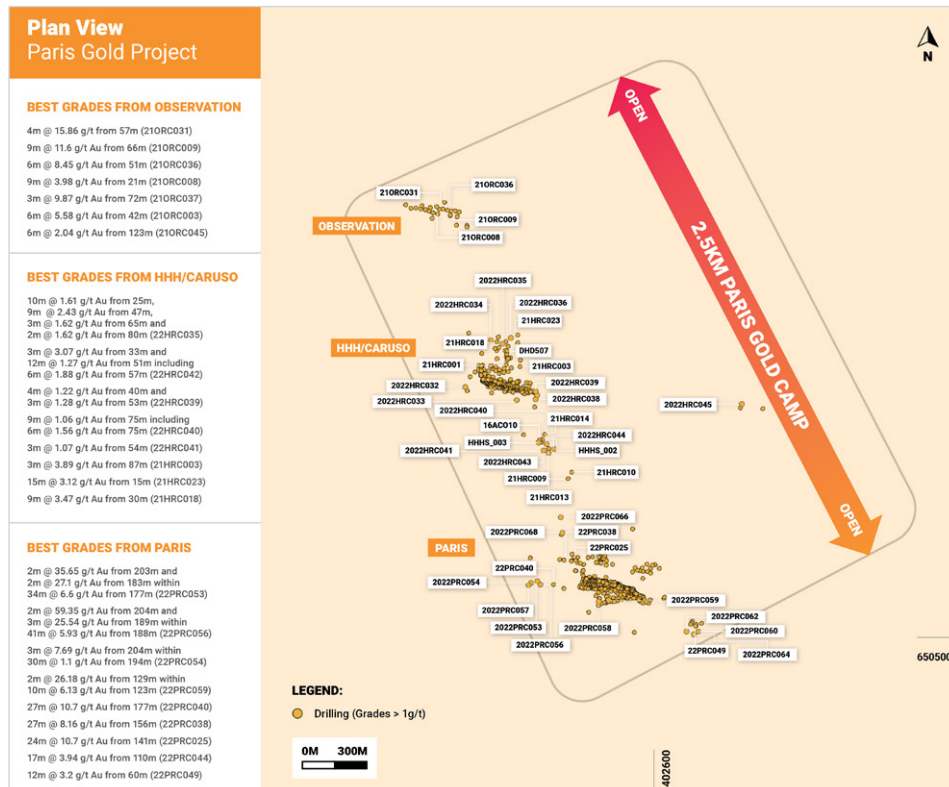


FIGURE 2 The Paris Gold Camp opportunity, including Phase 5 drilling results

4. ASX Announcement 16 November 2022 – Drilling set to recommence at 2.5km Paris Gold Camp

5. ASX Announcement 25 January 2023 – Drilling Results Imminent from Paris Gold Project

6. ASX Announcement 2 February 2023 – Further High-Grade Gold Intersections at Paris

In April 2023, Torque announced the commencement of a 6,500m Phase Six of exploration drilling at the Paris Prospect⁷. 1,500m was focussed on the identification of the lode’s continuity, geometry, structure, mineralisation at depth and along strike. A 43-hole RC drilling campaign of 5,000m aimed to complete in-fill and extensional drilling to provide additional information on the continuity and distribution of gold mineralisation.

Phase Six drilling was completed in late April 2023, with the Company’s first diamond drilling (“DD”) at the Paris and Observation gold prospects encountering multiple zones of mineralisation in all four holes⁸. Assay results revealed high-grade gold intervals, including an impressive bonanza gold interval of 1.2m @ 185g/t Au⁹.

At the **Paris** prospect, three infill diamond holes encountered multiple, highly altered fault regions with abundant sulphides and quartz veining over significant widths (Figures 3 and 4), such as:

- **35m @ 14.12 g/t Au** from 157.85m (23PRCDD076) including; **2.49m @ 40.6 g/t Au** from 167.8m, **4.44m @ 20.82 g/t Au** from 170.3m, and **1.2m @ 185 g/t Au** from 174.7m
- **14.76m @ 7.6 g/t Au** from 168.13m (23PRCDD077) including; **1.04m @ 83.59 g/t Au** from 181.34m **2.31m @ 2.79 g/t Au** from 192.30m and **1.7m @ 4.88 g/t Au** from 202.8m (23PRCDD075)

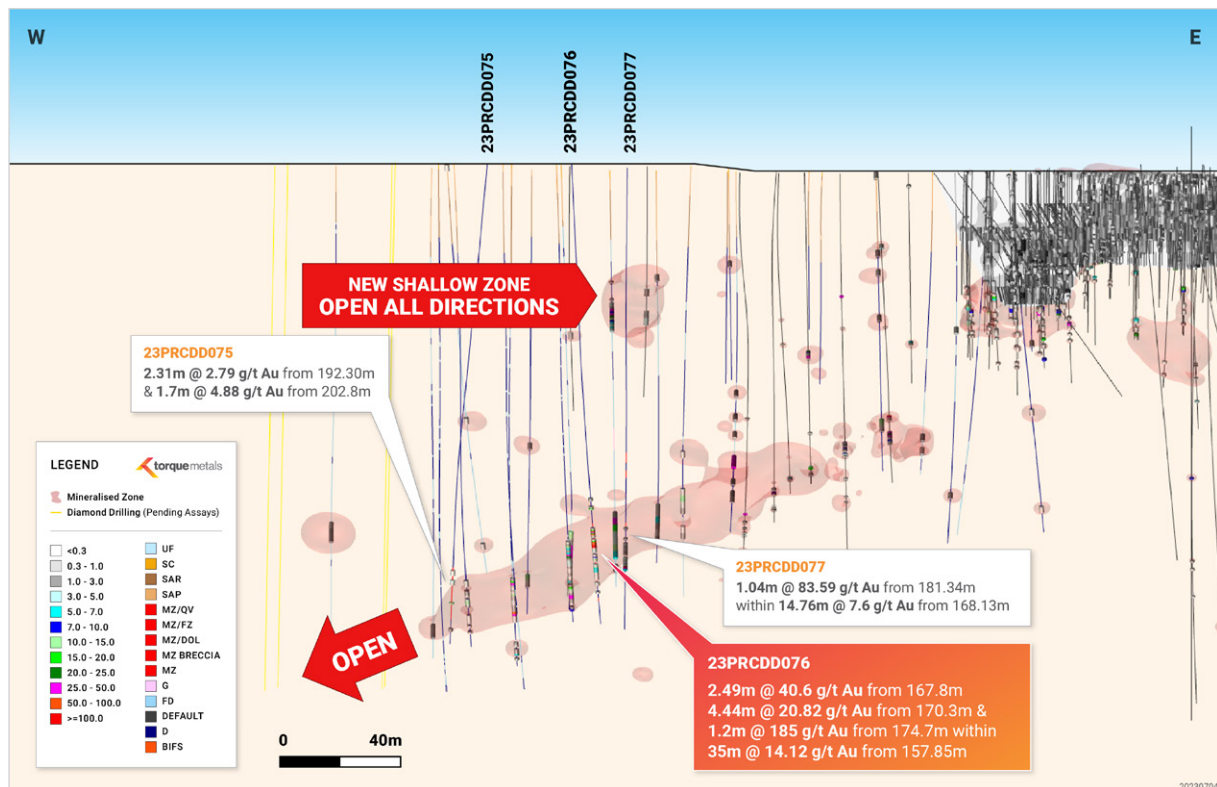


FIGURE 3 Paris prospect, mineralised intervals at holes 23PRCDD075, 23PRCDD076, and 23PRCDD077

7. ASX Announcement 4 April 2023 – Drilling Resumes at Paris Gold Project in WA

8. ASX Announcement 21 April 2023 – Drilling identifies mineralised zones at Paris Gold Project

9. ASX Announcement 5 July 2023 – Paris Delivers 185g/t Bonanza Gold Interval




FIGURE 4 Paris prospect, mineralised interval at hole 23RCDD076

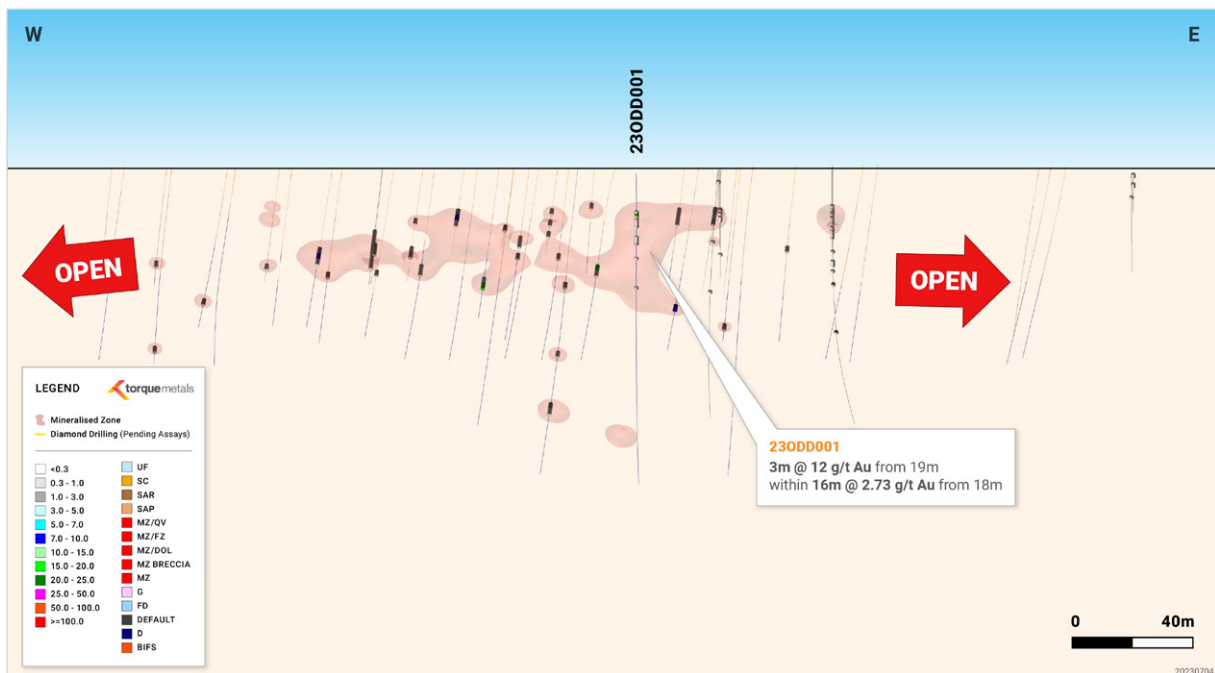


FIGURE 5 Observation prospect, mineralised intervals at diamond hole 230DD001

At the Observation prospect, the inaugural diamond hole located near-surface hosted structurally controlled, mineralised interval of 16m @ 2.73 g/t Au from 18m (Figure 6), which warrants follow-up drilling to test for extensions.

Subsequent to the year end, Torque announced further assay results from drilling designed to extend mineralisation boundaries of the Paris gold systems¹⁰. The results highlighted two new mineralised zones warranting further investigation (Figure 6).

A mineralised structure was located at surface 100m north of the Paris open pit, with a highlight result **27m @ 3.96 g/t Au** from surface including **3m @ 27 g/t Au** from 24m (23PRC090).

Another brand-new mineralised trend (Eva prospect, Figures 7 and 8) was discovered, with highlight results including:

16m @ 1.05 g/t Au from 67m including **10m @ 1.07 g/t Au** from 38m, and **2m @ 1.16 g/t Au** from 61m, and **1m @ 1.09 g/t Au** from 22m (23HRC063)

A Programme of Work (POW) has been approved for another upcoming drill phase at the Paris gold project, aiming to extend the mineralised zones and explore adjacent parallel structures.

Expansion of Project Footprint

On the 23rd of November 2022, Torque announced the completion of an 80% earn-in to Jindalee Resource Limited's ('Jindalee') (ASX:JRL) Maynard's Dam Prospect – ELs 15/1736, 15/1747 and 15/1752.¹¹ The prospect aggregates approximately 75km², which added a further 14km of prospective strike to the North of the Paris, HHH / Caruso and Observation prospects (Figure 9).

Metallurgical Testwork


Subsequent to the reporting period in July 2023, Torque announced the commencement of metallurgical testwork on core samples from the Paris Gold Project. The objective of the testing is to evaluate the metallurgical characteristics and gold recoverability of the deposits.¹²

The initial results of the testwork were anticipated to be announced on 27 September 2023

10. ASX Announcement 28 August 2023 – Strong Gold Intersections at Paris Gold Camp

11. ASX Announcement 23 November 2022 – Torque expands Gold/Nickel Footprint

12. ASX Announcement 24 August 2023 – Paris Gold Camp Metallurgical Testwork



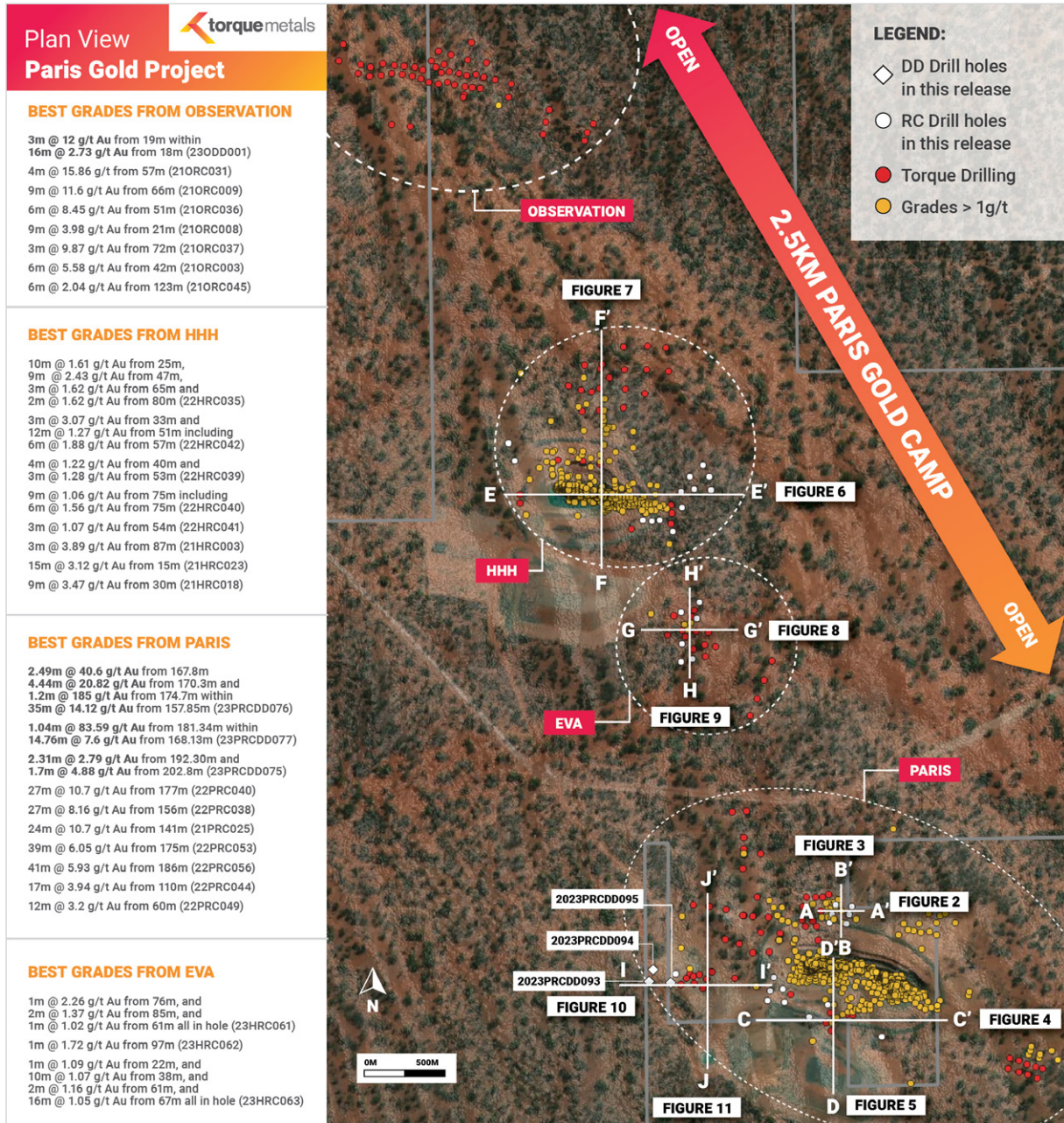


FIGURE 6 Paris gold camp. Drill hole locations and assay results from this programme

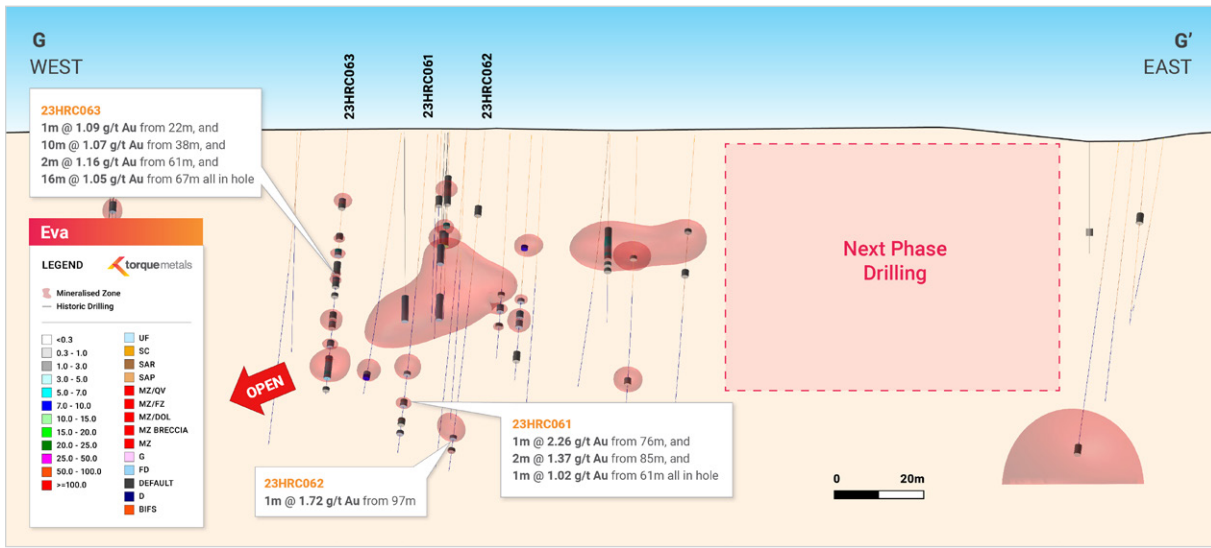


FIGURE 7 Eva prospect, W-E section of the mineralised structure

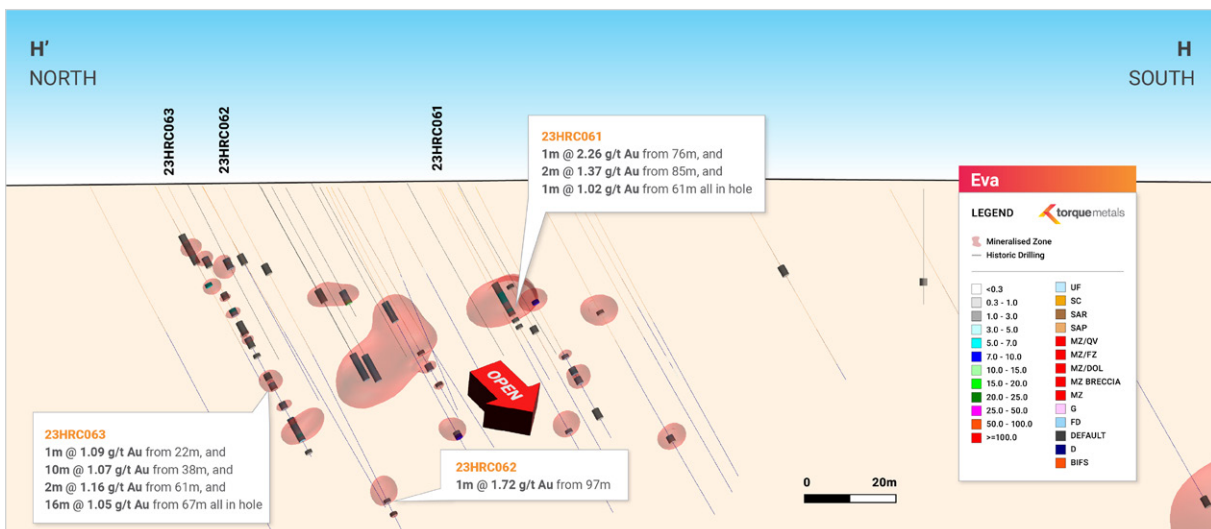


FIGURE 8 Eva prospect, N-S section of the mineralised structure

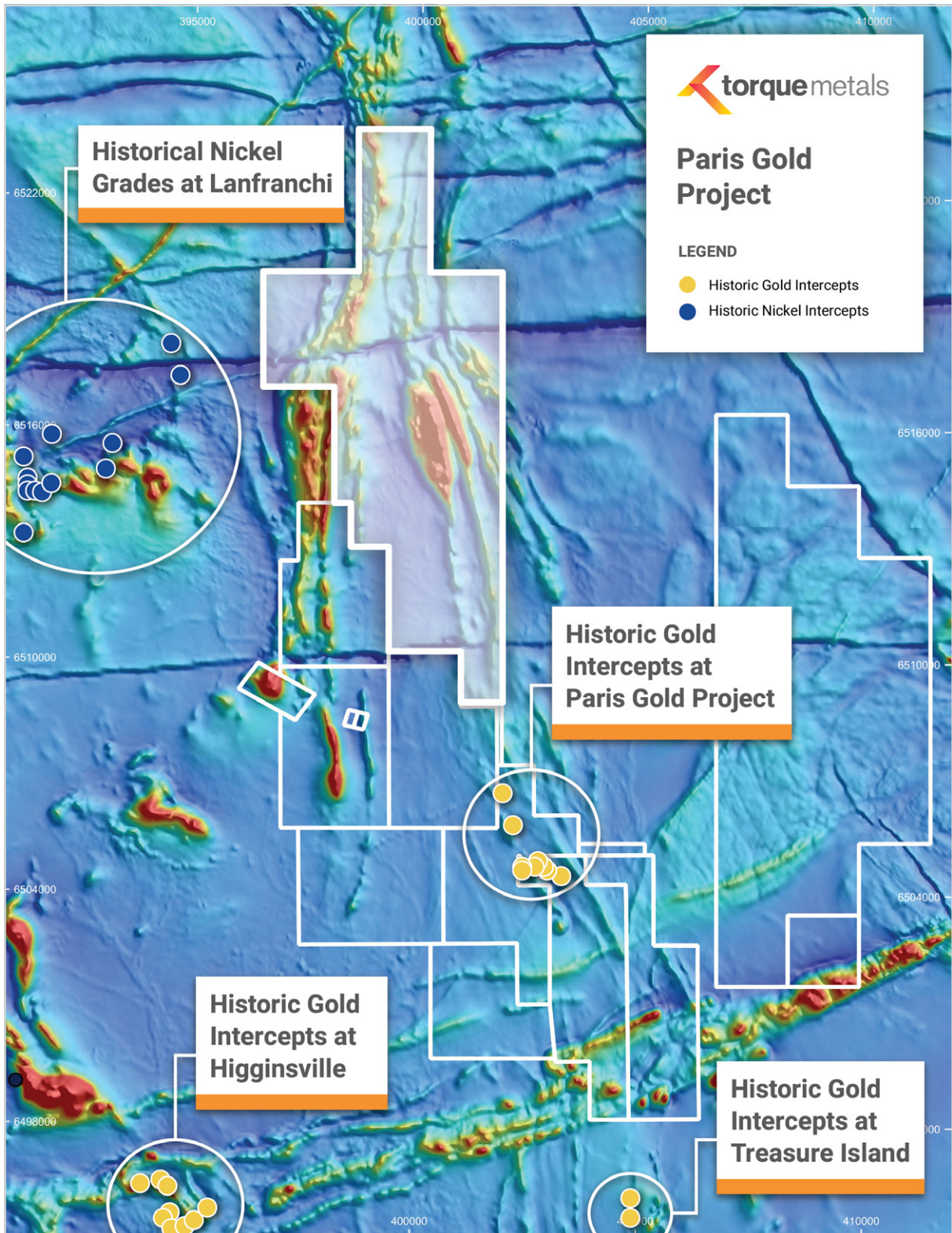


FIGURE 9 Paris Project highlighting tenement EL15/1752

Whilst still exploring for high-grade gold intervals, the Company will now look to include Lithium and Nickel into our asset portfolio.



Option to Acquire Gold, Lithium and Nickel Assets

Subsequent to the reporting period, Torque announced the signing of exclusive, binding, conditional option agreements with Abeh Pty Ltd (“**Abeh**”) and associates to acquire 100% of an extensive and strategic group of tenements adjacent to the Company’s flagship Paris Gold Camp. The expanded aggregate holdings have been renamed as the Penzance Exploration Camp (“**Penzance**”).

The potential purchase includes 14 tenements in the Western Australian Goldfields covering approximately 200km². This agreement provides major exposure to the electric battery minerals sector, through tenements adjacent to the established Bald Hill lithium-tantalum operation.

The option potentially expands Torque’s existing tenure footprint to approximately 500km², encompassing a wealth of potential for discovery of gold, lithium and nickel deposits (Figure 10).

For personal use only



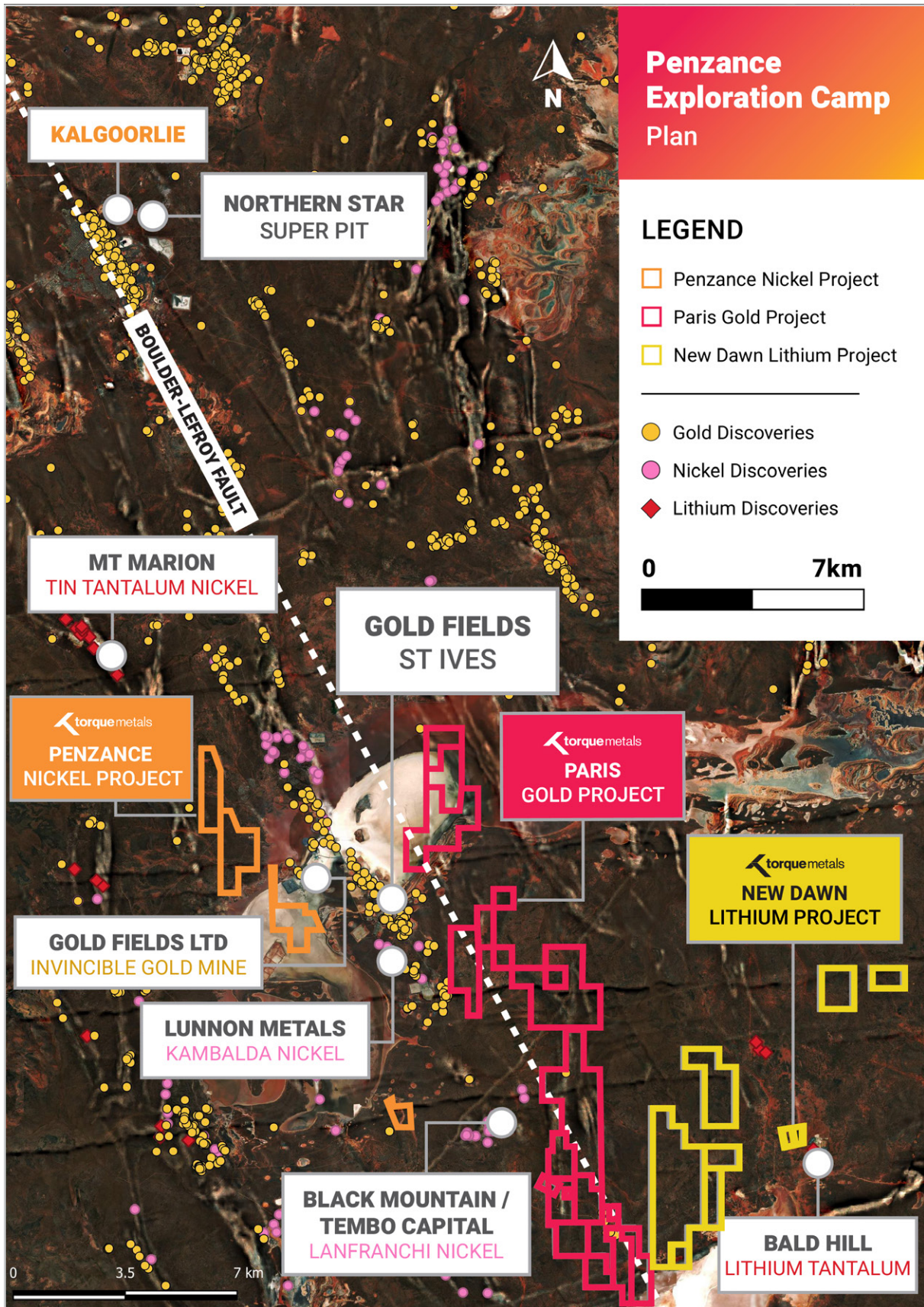


FIGURE 10 Penzance Exploration Camp

New Dawn Lithium Project

The acquisition agreement included the option to acquire 100% of 'New Dawn', an unmined Lithium and Tantalum occurrence, prospective for spodumene. The project site is just 600m along strike from the 26.5Mt @ 1% Li₂O spodumene Bald Hill Lithium and Tantalum Mine.

Torque conducted desktop studies, which identified multiple outcropping pegmatites, as well as multiple rock chip samples with assay grades of up to

6% Li₂O (Figure 11). The Company's 3D model of the pegmatite bodies (Figure 12), generated from historical drill data, positions Torque to conduct a first-pass DD program.

Approximately 20 DD holes to around 100m depth commenced in mid September 2023.

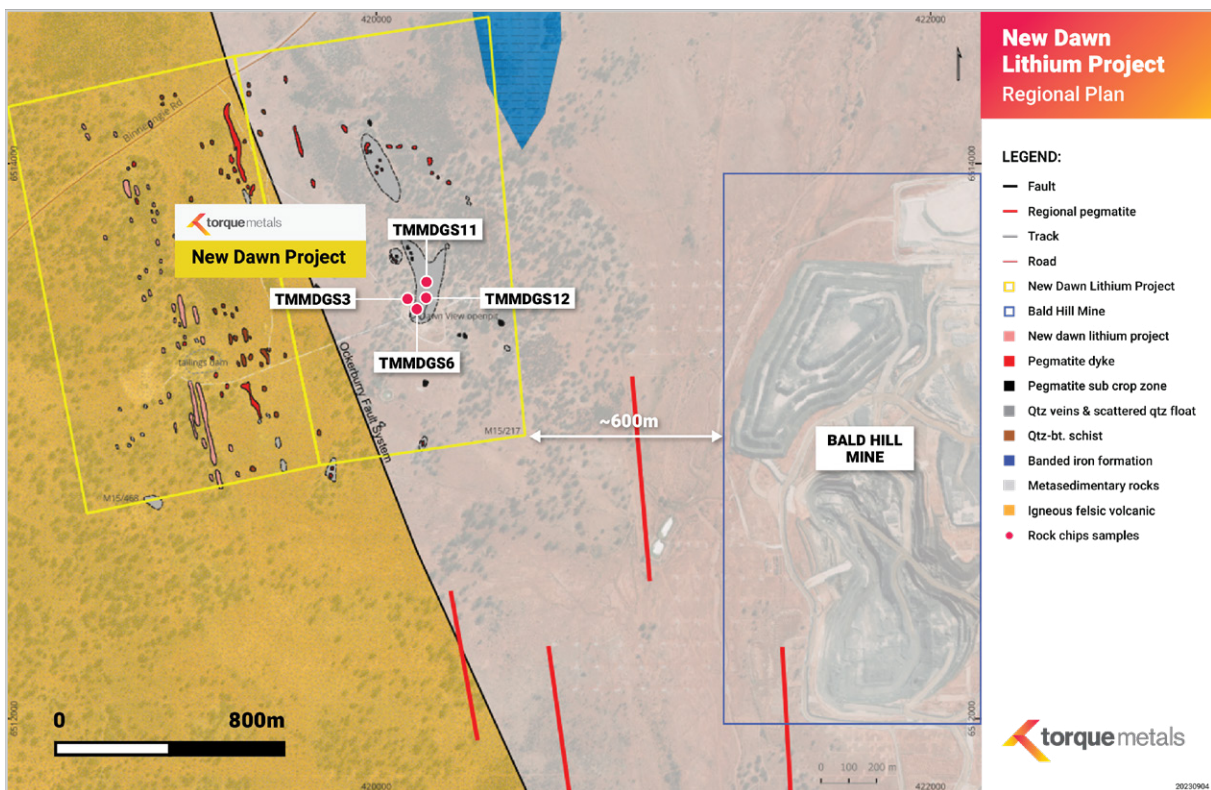


FIGURE 11 New Dawn Lithium Project. Rock chip location map with grades above 0.5% Li₂O

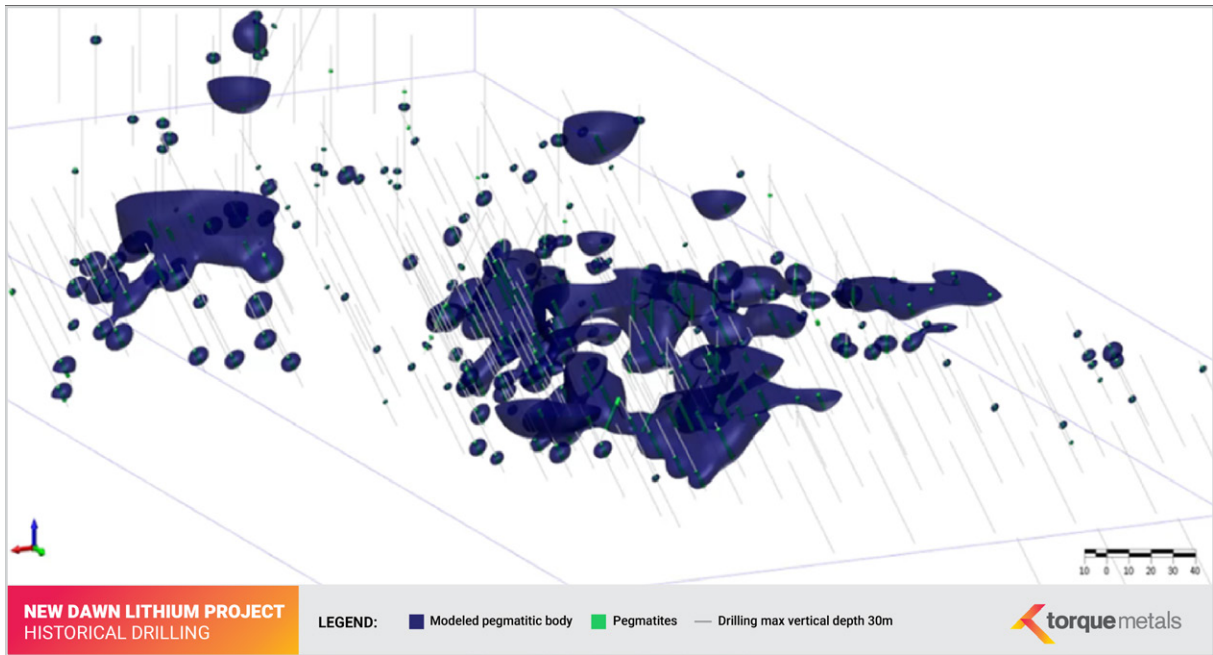
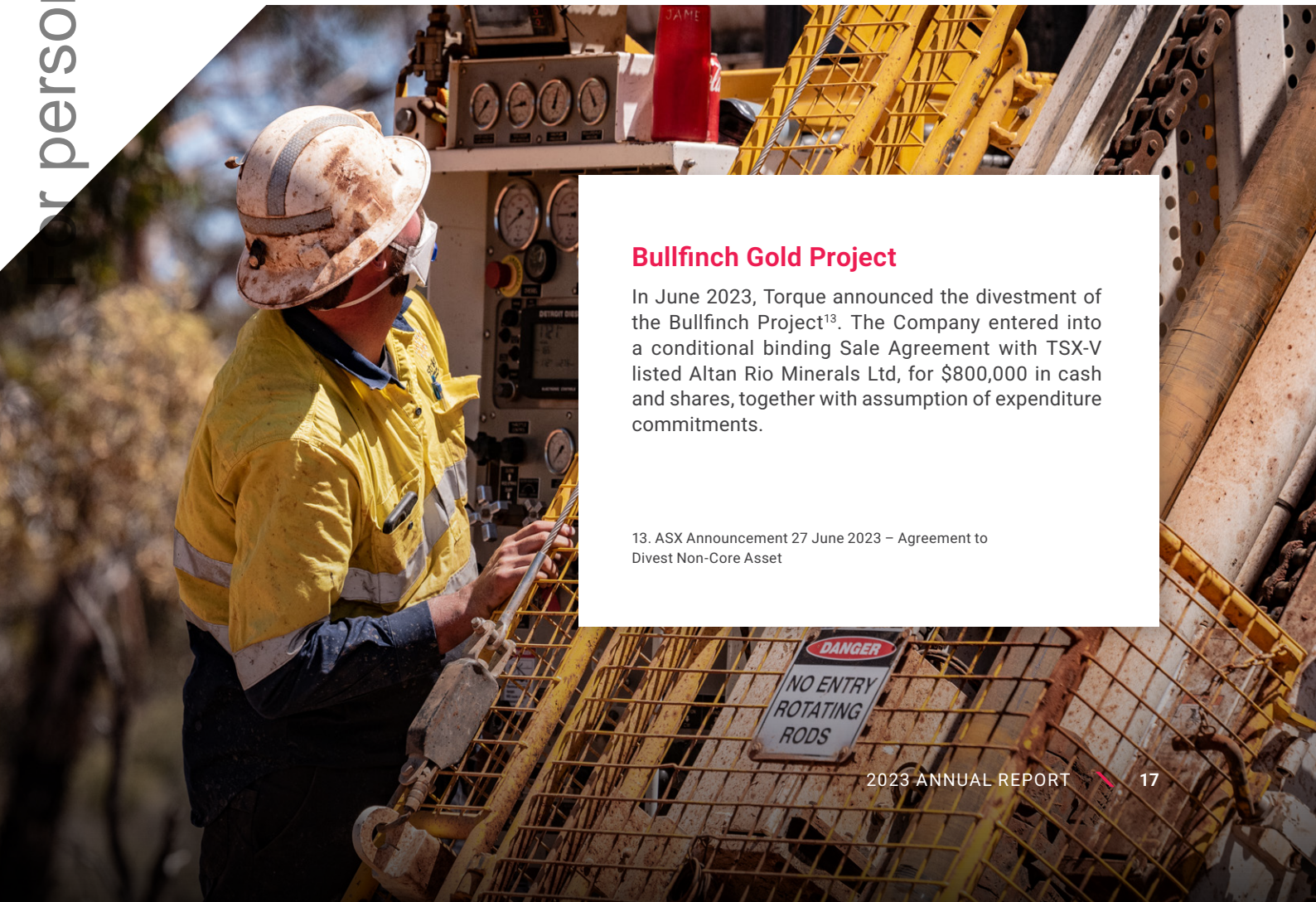


FIGURE 12 Torque's 3D Geological model using historic drill data of pegmatite Tantalum bodies



Bullfinch Gold Project

In June 2023, Torque announced the divestment of the Bullfinch Project¹³. The Company entered into a conditional binding Sale Agreement with TSX-V listed Altan Rio Minerals Ltd, for \$800,000 in cash and shares, together with assumption of expenditure commitments.

13. ASX Announcement 27 June 2023 – Agreement to Divest Non-Core Asset

operational factors. In the event that any of these potential risks eventuate, the Company's operational and financial performance may be adversely affected. No assurances can be given that the Company will achieve commercial viability through successful exploration outcomes on its tenement holdings. Until the Company is able to realise value from its projects, it is likely to incur ongoing operating losses.

The operations of the Company may be affected by various factors, including failure to locate or identify mineral deposits, failure to achieve predicted grades during exploration, operational and technical difficulties encountered during exploration, lack of infrastructure in the Company's areas of operation, unanticipated metallurgical problems which may affect value of defined resources, increases in the costs of consumables, spare parts, plant and equipment.

Mineral resource estimates are made in accordance with the 2012 edition of the JORC Code. Mineral resources are estimates only. An estimate is an expression of judgement based on knowledge, experience and industry practice. Estimates may alter significantly when new information or techniques become available. Resource estimates can be imprecise and depend on interpretations, which may prove to be inaccurate.

The Company's tenements are at various stages of exploration, and potential investors should understand that mineral exploration is a speculative and high-risk undertaking that may be impeded by circumstances and factors beyond the control of the Company. The Company has exploration tenements in Australia which operate under different regulatory conditions which may impact on time taken to evaluate projects and may affect the viability of resources found by the Company's exploration programme.

There can be no assurance that exploration of tenements, or any other exploration properties that may be acquired in the future, will result in the discovery of an economic mineral resource. Even if an apparently viable deposit is identified, there is no guarantee that it can be economically exploited.

In the event the Company successfully delineates economic deposits on any Tenement, it will need to

apply for a mining lease to undertake development and mining on the relevant tenement. There is no guarantee that the Company will be granted a mining lease and if it is granted, it will be subject to conditions which may impact on the financial viability of the project.

Further capital requirements

The Company's projects may require additional funding in order to progress activities. There can be no assurance that additional capital or other types of financing will be available if needed for further exploration and/or possible development activities or that, if available, the terms of such financing will be favourable to the Company.

Native title and Aboriginal Heritage

There are areas of the Company's projects over which common law and/or statutory Native Title rights of Aboriginal Australians exist. Where Native Title rights exist, the Company must obtain consent of the relevant Traditional Landowners to progress exploration, development and mining phases of operations. Where there is an Aboriginal Site for the purposes of the Aboriginal Heritage legislation, the Company must obtain consents in accordance with the legislation before any ground disturbing activities can take place. There are no guarantees that a suitable agreement can be reached with the Native Title parties.

The Company's activities are subject to Government regulation and approvals

The Company is subject to certain Government regulations and approvals. Any material adverse change in government policies or legislation in Australia that affect mining, processing, development and mineral exploration activities, export activities, income tax laws, royalty regulations, government subsidies and environmental issues may affect the viability and profitability of any planned exploration and/or development of the Company's projects.

Global conditions

General economic conditions, movements in interest and inflation rates and currency exchange rates may have an adverse effect on the Company's exploration and potential development activities, as well as on its ability to fund those activities. General economic conditions, laws relating to taxation, new legislation, trade barriers, interest and inflation rates, currency exchange controls, national and international political circumstances (including outbreaks in international hostilities, wars, terrorist acts, sabotage, subversive activities, security operations, labour unrest, civil disorder, and states of emergency), natural disasters (including fires, earthquakes and floods), and quarantine restrictions, epidemics and pandemics, may have an adverse effect on the Company's operations and financial performance, including the Company's exploration and development activities, as well as on its ability to fund those activities.

General economic conditions may also affect the value of the Company and its market valuation regardless of its actual performance.

Competent Person Statement – Exploration Results

The information in this announcement that relates to Exploration Results is based on information compiled by Mr Cristian Moreno, who is a Member of the Australasian Institute of Mining and Metallurgy as well a Member of the Australian Institute of Company Directors. Mr Moreno is an employee of Torque Metals Limited ("the Company"), is eligible to participate in short and long-term incentive plans in the Company and holds performance rights in the Company as has been previously disclosed. Mr Moreno has sufficient experience which is relevant to the style of mineralisation and type of deposit under consideration and to the activity which he is undertaking to qualify as a Competent Person as defined in the 2012 Edition of the 'Australasian Code for Reporting of Exploration Results, Mineral Resources and Ore Reserves'. Mr Moreno consents to the inclusion in this announcement of the matters based on his information in the form and context in which it appears.

For personal use only



Director's Report

The directors of Torque Metals Limited ("Torque" or "the Company") present their report on Torque for the year ended 30 June 2023 ("the Year").

Directors

The names of the directors of the Company during the year are:

Patrick N. Burke
Cristian Moreno (appointed 31 May 2023)
Antony (Tony) L. Lofthouse
Ian D. Finch (resigned 31 May 2023)
Andrew Alexander Woskett (appointed 1 March 2023)

Directors have been in office since the start of the Year to the date of this report unless otherwise stated.

Patrick N. Burke	Non-Executive Chairman
Qualifications	LLB
Experience	Mr Burke holds a Bachelor of Laws from the University of Western Australia. He has extensive legal and corporate advisory experience and over the last 15 years has acted as a director for a large number of ASX, NASDAQ and AIM listed companies. His legal expertise is in corporate, commercial and securities law in particular capital raisings and mergers and acquisitions. Mr Burke's corporate advisory experience includes identification and assessment of acquisition targets, strategic advice, deal structuring and pricing, funding, due diligence and execution.
Interest in Shares	150,000 fully paid ordinary shares 1,000,000 Class A Performance rights 1,000,000 Class B Performance rights
Directorships held in Other listed entities	Current Western Gold Limited: Appointed 21 March 2021 Lycaon Resources Limited: Appointed 10 February 2021 Province Resources Limited: Appointed 9 November 2020 Triton Minerals Limited: Appointed 22 July 2016 Past Three Years Meteoric Resources NL: Appointed 1 December 2017: Resigned 11 April 2023 Mandrake Resources Limited: Appointed 4 August 2019: Resigned 24 March 2022
Cristian Moreno	Managing Director
Qualifications	Cristian holds a high distinction MSc (Geophysics) from Curtin University, as well as a BSc (Geology) and BEng (Agri. Eng.) from the National University of Colombia. He has completed postgraduate studies in Statistics & Data Science and is currently completing his MBA specialised in Finance.
Experience	Mr Moreno specialises in the emerging field of advanced machine learning in order to process new and existing geoscientific data to improve the potential for exploration success. With over five years international experience, Mr Moreno has served in various roles including as an exploration and project geologist for gold exploration/producing companies and for oil and gas companies.

Interest in Shares 122,093 fully paid ordinary shares
2,000,000 Class A Performance rights
2,000,000 Class B Performance rights

Directorships held in
Other listed entities None

Ian D. Finch Executive Chairman (appointed 16 August 2017 and resigned 31 May 2023)

Qualifications BSc (Hons) in Geology from the University of Birmingham (England), Member of the Australasian Institute of Mining and Metallurgy.

Experience Mr. Finch's career spans more than 51 years of mining and exploration. He worked extensively throughout Southern Africa between 1970 and 1981 - from the Zambian Copper Belt and Zimbabwean Nickel and Chrome fields to the Witwatersrand Gold Mines in South Africa.

In 1982 he joined CRA Exploration as a Principal Geologist, before joining Bond Gold as its Chief Geologist in 1987.

In 1993 Mr. Finch established Taipan Resources Ltd, a company which successfully pioneered the exploration for large gold deposits in the Ashburton District of Western Australia—when it discovered a resource of approximately 1.0 million ounces at the Paulsen's Project.

In 1999 Mr. Finch founded Templar Resources Limited, which became a 100% owned subsidiary of Canadian listed company Goldminco Corporation. As President/CEO for Goldminco until May 2005, Mr. Finch established an extensive exploration portfolio in New South Wales where the Company actively explored for large porphyry copper / gold deposits. During his presidency, Mr. Finch forged strong strategic ties with the major mining houses and financial institutions in Vancouver, Toronto and London.

Interest in Securities Not applicable as no longer a director

Directorships held in
other listed entities None

Antony L Lofthouse Non-Executive Director

Qualifications Bachelor of Science (Hons) Geology from the University of London and a Master of Business Administration from the University of Western Australia

Experience With more than 44 years of working in the resources sector in Australia, Saudi Arabia and the United Kingdom, Mr. Lofthouse has developed expertise in an extensive range of relevant disciplines that together deliver a skillset ideally suited to the particular challenges of an emerging mineral exploration company.

Mr. Lofthouse has worked as a field geologist, a resources equity analyst in stockbroking, a corporate banker managing a portfolio of resource and infrastructure customers (providing services that included project finance, mezzanine debt, corporate advisory, transactional banking facilities, credit analysis and legal documentation).

Mr. Lofthouse has also worked as a provider of internet-based geotechnical information services. and most recently as the CEO of Ora Gold (formerly

For personal use only

Director's Report

Interest in Shares	400,000 fully paid ordinary shares. 15,000 30 cent Options expiring 30 November 2023 to spouse 30,000 30 cent Options expiring 22 December 2023 100,000 25 cent Options expiring 7 May 2026 1,000,000 Class A Performance rights 1,000,000 Class B Performance rights
Directorships held in other listed entities	None
Andrew Woskett	Non-Executive Director
Qualifications	Engineering degree, Masters in Commercial Law and is a Fellow of the Australasian Institute of Mining and Metallurgy.
Experience	Andrew Woskett is a highly respected senior executive with over 40 years of project and corporate experience in the resources industry. He brings a wealth of experience in bringing assets to development, having been responsible for evaluation, definition, promotion, financing and management of multiple resource projects in gold, base metals, nickel, iron ore and coal. He is a Fellow of the Australasian Institute of Mining and Metallurgy and has an engineering degree and Masters degree in Commercial Law.
Interest in Shares	250,000 fully paid ordinary shares. 1,000,000 Class A Performance rights 1,000,000 Class B Performance rights
Directorships held in other listed entities	Minotaur Exploration Ltd appointed 1 March 2010: resigned 28 February 2022 Demetallica Ltd appointed 26 May 2022: resigned 18 November 2022

Company Secretary

Neil W. McKay	Company Secretary (resigned 26 June 2023)
Qualifications	B.Bus (Sec Admin)
Experience	Mr McKay is an accountant with more than 40 years in senior accounting, finance and company secretarial roles. His career has concentrated in Australia and the Philippines. After becoming an Associate Member of the Institute of Chartered Accountants in Australia, he ventured into the mineral exploration industry, where at various times he was Company Secretary for a successful oil and gas company and held senior accounting positions within the exploration industry.
Interest in Shares	2,613,433 fully paid ordinary shares. 1,278,359 30 cent Options exercisable 30 November 2023 50% beneficial interest in Turf Moor Pty. Ltd. a company in which he is a shareholder.
Henko Vos	Joint Company Secretary (appointed 26 June 2023)
Experience	Mr Vos is a member of the Governance Institute of Australia and Chartered Accountants Australia & New Zealand with more than 20 years' experience working within public practice, specifically within the area of audit and assurance both in Australia and South Africa. He holds similar secretarial roles in various other listed public companies in both industrial and resource sectors. He is an employee of Nexia Perth, a mid-tier corporate advisory and accounting practice.

Jessamyn Lyons Joint Company Secretary (appointed 26 June 2023)

Experience Ms Lyons has 15 years previous experience working in the stockbroking and banking industries across various positions with Macquarie Bank, UBS Investment Bank (London) and Patersons Securities.

Ms Lyons established Everest Corporate, a corporate services firm, and grew the business for 5 years prior to merging with Nexia Perth. Ms Lyons is a Director of Nexia Perth, Company Secretary of Dreadnought Resources Limited and Ragnar Metals Limited, and Joint Company Secretary of Echo IQ Limited. Ms Lyons is a Chartered Secretary and Fellow of the Governance Institute of Australia and holds a Bachelor of Commerce from the University of Western Australia with majors in Investment Finance, Corporate Finance, and Marketing.

Significant changes in state of affairs

During the Year the Company issued a total of 18,518,519 fully paid ordinary shares and 13,888,890 unlisted options exercisable at 25 cents prior to 7 May 2026. These securities were provided to shareholders who participated, as well as to participating company directors and the placement lead manager, Euroz Hartleys, with the objective of providing the Company with the necessary working capital to support ongoing mineral exploration efforts.

During the Year there was no other significant change in the state of affairs of the Company other than as referred to in the financial statements or notes thereto.

Principal Activities

During the financial year the principal activities of the Company consisted of mineral exploration.

For personal use only

Forward Looking Statements

This report may contain certain “forward-looking statements” which may not have been based solely on historical facts, but rather may be based on the Company's current expectations about future events and results. Where the Company expresses or implies an expectation or belief as to future events or results, such expectation or belief is expressed in good faith and believed to have a reasonable basis.

However, forward looking statements are subject to risks, uncertainties, assumptions and other factors which could cause actual results to differ materially from future results expressed, projected or implied by such forward-looking statements. Readers should not place undue reliance on forward looking information. The Company does not undertake any obligation to release publicly any revisions to any “forward-looking statement” to reflect events or circumstances after the date of this report, or to reflect the occurrence of unanticipated events, except as may be required under applicable securities laws.

Overview of Company Performance

The table below sets out information about the Company's earnings and movements in shareholder wealth for the past two years from the date of listing on ASX up to and including the current financial year.

	2022	2023
NLAT (\$'m)	(2.15)	(2.09)
Share price at year end (cents)	ASX 24.0	ASX 14.0
Basic EPS (cents)	(0.033)	(0.022)

Directors Remuneration Report - Audited

This report details the nature and amount of remuneration for each director of the Company.

Options

No director or Key Management Personnel has been granted options in the Company as part of their remuneration.

The remuneration policy of Torque has been designed to align Director and executive objectives with shareholder and business objectives by providing a fixed remuneration component which is assessed on an annual basis in line with market rates. The further tailoring of goals between shareholders and the Directors and executives is achieved through the issue of equity to the directors and executives to encourage the alignment of personal and shareholder interest.

The Board of the Company believes the remuneration policy is below accepted industry standards but appropriate and effective while the Company is in the initial phase of being listed on a Stock Exchange. The remuneration policy, setting the terms and conditions for the Directors and executives was developed by the Directors and approved by the Board.

The Board recognises that the remuneration rates are below competitive remuneration rates of local and international trends among comparative companies and industry generally.

The Group is exploration and development focussed, and therefore speculative in terms of performance. The Directors and executives are paid below market rates associated with individuals in similar positions, within the same industry.

Options and performance incentives will be issued, and key performance indicators such as share price, profits and market value can be used as measurements for assessing Board and executive performance.

All remuneration paid to Directors and executives is valued at the cost to the Company and expensed or carried forward on the balance sheet for time that is attributable to exploration and evaluation.

The Board policy is to remunerate, where possible, non-executive directors at market rates for comparable companies for time, commitment and responsibilities. The Executive Chairman with independent advisors as necessary, determine payments to the non-executive Directors and review their remuneration annually, based on market practice, duties and accountability. The maximum aggregate amount of fees that can be paid to non-executive directors is subject to approval by shareholders at the Annual General Meeting. Fees for non-executive Directors are not linked to the performance of the Company. However, remuneration of non-executive directors at this present time are below comparable market expectations.

Details of remuneration for the years ended 30 June 2023 and 30 June 2022

The remuneration for each key management personnel of the Company during the year was as follows:

2023	Fixed Remuneration				Variable Remuneration		
	Salaries Directors /Consulting Fees	Super	Annual and long service leave	Total	Performance Rights	Total	Value of Rights as % of remuneration
Directors							
Pat Burke	57,460	-		57,460	63,122	120,582	52.35%
Ian Finch*	206,302	10,112		216,414	126,245	342,658	36.84%
Cristian Moreno**	240,000	25,200	1,241	266,441	124,772	391,213	31.89%
Tony Lofthouse	62,218	5,460		67,678	63,122	130,800	48.26%
Andrew Woskett***	22,200	-		22,200	71,024	93,224	76.19%
Total	588,180	40,772	1,241	630,193	448,285	1,078,478	
Senior Management							
Neil McKay****	175,000	18,375		193,375	63,122	256,497	24.61%
	175,000	18,375	-	193,375	63,122	256,497	
Total	763,180	59,147	1,241	823,568	511,407	1,334,975	

For personal use only

Director's Report

2022	Fixed Remuneration				Variable Remuneration		
	Salaries Consulting Fees	Super	Annual and long service leave	Total	Performance Rights	Total	Value of Rights as % of remuneration
Directors							
Patrick Burke	40,547	-		40,547	145,056	185,603	78.15%
Ian Finch	225,229	22,256		247,485	290,113	537,598	53.96%
Tony Lofthouse	36,861	3,686		40,547	145,056	185,603	78.15%
	302,637	25,942		328,579	580,225	908,804	
Senior Management							
Cristian Moreno**	107,273	10,727		118,000	110,464	228,464	48.35%
Neil McKay	179,183	17,913		197,096	123,053	320,149	38.44%
	286,456	28,640		315,096	233,517	548,613	
Total	589,093	54,582		643,675	813,742	1,457,417	

* Ian Finch stood aside as Managing director 27 October 2022

**Cristian Moreno appointed as Managing Director 27 October 2022

***Andrew Woskett appointed as director 1 March 2023

**Cristian Moreno appointed as CEO 1 May 2022

****Neil McKay relinquished role as Company Secretary 23 June 2023

Key Management Personnel (KMP) Equity Holdings and Performance Rights

Shares

30 June 2023	Balance 1/07/2022	Number acquired during the year	Performance Rights Exercised	Balance 30/06/2023
Turf Moor Pty. Ltd ¹	5,000,000	-	-	5,000,000
Ian Finch	296,268	25,000	-	321,268
Tony Lofthouse	100,000	300,000	-	400,000
Patrick Burke	-	150,000	-	150,000
Andrew Woskett	-	250,000	-	250,000
Senior Management				
Cristian Moreno	-	122,093	-	122,093
Neil McKay	113,433	-	-	113,433

¹ Mr. Finch and Mr. McKay are equal 50% shareholders in Turf Moor Pty. Ltd. which holds 5,000,000 Shares

Options

30 June 2023	Balance 1/07/2022	Number acquired during the year	Performance Rights Exercised	Balance 30/06/2023
Turf Moor Pty. Ltd ¹ .	1,250,000	-	-	1,250,000
Ian Finch	61,657	-	-	61,657
Tony Lofthouse	37,500	107,500	-	145,000
Pat Burke	-	-	-	-
Andrew Woskett	-	-	-	-
Senior Management				
Cristian Moreno	-	-	-	-
Neil McKay	-	-	-	-

1 Mr. Finch and Mr. McKay are equal 50% shareholders in Turf Moor Pty. Ltd. which holds 1,250,000 Options

30 June 2022	Balance 1/07/2021	Number acquired during the year	Performance Rights Exercised	Balance 30/06/2022
Turf Moor Pty. Ltd ¹ .	-	1,250,000	-	1,250,000
Ian Finch	-	61,667	-	61,667
Tony Lofthouse	-	37,500	-	37,500
Pat Burke	-	-	-	-
Senior Management				
Cristian Moreno	-	-	-	-
Neil McKay	-	28,359	-	28,359

1 Mr. Finch and Mr. McKay are equal 50% shareholders in Turf Moor Pty. Ltd. which holds 1,250,000 Options

Performance rights

Performance Rights	Granted Number	Grant Date	Fair Value Performance Rights	Expiry Date	Vested Number
Ian D. Finch	2,000,000	23-Nov-21	\$0.15	3 Years from date of Issue	-
	2,000,000	23-Nov-21	\$0.25		-
Total	4,000,000				-
Patrick N. Burke	1,000,000	23-Nov-21	\$0.15	3 Years from date of Issue	-
	1,000,000	23-Nov-21	\$0.25		-
Total	2,000,000				-
Antony L. Lofthouse	1,000,000	23-Nov-21	\$0.15	3 Years from date of Issue	-
	1,000,000	23-Nov-21	\$0.26		-
Total	2,000,000				-

For personal use only

Director's Report

Performance Rights	Granted Number	Grant Date	Fair Value Performance Rights	Expiry Date	Vested Number
Cristian Moreno	1,000,000	01-May-22	\$0.14	3 Years from date of Issue	-
	1,000,000	01-May-22	\$0.23		-
	1,000,000	28-Apr-23	\$0.032		-
	1,000,000	28-Apr-23	\$0.135		-
Total	4,000,000				
Andrew Woskett	1,000,000	28-Apr-23	\$0.032	3 Years from date of Issue	-
	1,000,000	28-Apr-23	\$0.135		-
Total	2,000,000				-
Neil W. McKay	1,000,000	23-Nov-21	\$0.15	3 Years from date of Issue	-
	1,000,000	23-Nov-21	\$0.25		-
Total	2,000,000				-
Total	16,000,000				-

Transactions with key management personnel

During the year, there were no other transactions with key management personnel.

End of Remuneration Report

For personal use only

Review of Operation

The loss of the Company for the Year after providing for income tax, amounted to \$2,094,288 (year ended 30 June 2022: \$2,154,504). The expenditure incurred during the Year related to corporate and administration expenditure, and non-capitalized expenses relating to tenement acquisition.

Unlisted options issued during the year to providers of financial services related to capital raising have been valued in accordance with the Black and Scholes and expensed in the year 2023: \$317,586 (2022: \$215,138).

Corporate

The Company raised a total of \$2,350,000 (after costs):

Description	Quantity	Price \$	Total \$
Placement Fully Paid Ordinary Shares	18,518,519	\$0.135	2,500,000
Cost of Capital			(150,000)
Total			\$2,350,000

Meeting of Directors

The number of directors' meetings held and conducted during the financial year that each director held office during the financial year and the number of meetings attended by each director is:

Director	Directors Meetings	
	Number Eligible	Number Attended
I. D. Finch	8	8
A.L. Lofthouse	8	8
P. N. Burke	8	8
C. Moreno	6	6
A. Woskett	3	3

The Company does not have a formally constituted audit and risk committee or remuneration and nomination committee as the Board considers that the Company's size and type of operation do not warrant the formation of such committees.

Likely developments and expected results

Likely developments in the operations of the Company and the expected results of those operations in future financial periods have not been included in this report as the inclusion of such information is likely to result in unreasonable prejudice to the Company.

Environmental Issues

The Company's operations are subject to environmental regulations under a law of the Commonwealth or state or territory of Australia.

Dividends

No amounts have been paid or declared by way of dividend shares since the date of incorporation.

For personal use only

Director's Report

Options

The following options over issued shares in the Company were granted during the year.

Date	Number	Terms
8 May 2023	13,888,890	25 cents exercise price, expiring 7 May 2026
Total	13,888,890	

Indemnification and insurance of directors and officers

The Company has entered into Deeds of Indemnification with the directors and officers of the Company. The Company has insurance policies in place for Directors and Officers insurance.

Proceedings on behalf of the Company

No person has applied for leave of Court to bring proceedings on behalf of the Company or intervene in any proceedings to which the Company is a party for the purpose of taking responsibility on behalf of the Company for all or any part of those proceedings. The Company was not a party to any such proceedings during the Year.

Events arising since the end of the Year.

Subsequently after year end the Company entered into an option agreement to acquire 100% of 'New Dawn', an unmined Lithium and Tantalum occurrence, 600m along strike of the established Bald Hill lithium-tantalum operation. The package of tenements adjacent to the Company's Paris Gold Camp, with the expanded aggregate holdings to be renamed the Penzance Project.

The Company subsequently after year end, paid \$150,000 for the exclusive Option which it may exercise at any time during the period 1 January - 31 January 2024. Upon exercise of the Option, which is conditional upon due diligence by the Company, shareholder approval for issue of relevant consideration shares and performance shares, and any other regulatory approvals ("Conditions"), the Company shall acquire the tenement package on the following terms:

- i. \$1.5 million cash;
- ii. 15 million Shares ("Consideration Shares"), with 7.5 million of the Consideration Shares escrowed for 6 months;
- iii. 2% Net Smelter Royalty, and
- iv. The issue of 85 million Performance Shares which will be convertible into Shares on satisfaction of certain performance milestones.
- v. Performance based cash payments of up to \$3.0 million, subject to satisfaction of the certain performance milestones.

The acquisition thereof was funded by raising capital of \$4 million at \$0.12 per share.

The Company issued 500,000 unlisted options exercisable at \$0.275 each, expiring on 23 June 2024 and 500,000 unlisted options exercisable at \$0.35 each expiring on 23 June 2025.

The Company issued 700,000 fully paid ordinary shares on 6 September 2023. The reason thereof was 700,000 options expiring 28 December 2023 at an exercise price of \$0.30 was exercised.

The Company issued 62,500 fully paid ordinary shares on 9 September 2023. The reason thereof was 62,500 options at \$0.30 expiring 28 December 2023 was exercised.

The Company issued 23,084,260 fully paid ordinary shares on 19 September 2023.

The Company agreed to pay Ian Finch \$65,000 as per the termination deed on 3 July 2023.

The Company issued 191,210 ordinary fully paid shares on 22/09/2023 due to the exercise of 11,111 options expiring on 7 May 2023 with an exercise price of \$0.25 and 180,099 options expiring 7 May 2026 with an exercise price of \$0.25.

There has not been any matter or circumstance occurring subsequent to the end of the financial year that has significantly affected, or may significantly affect, the operations of the Company, the results of those operations, or the state of affairs of the Company in future financial years.

Non-Audit Services

During the period ending 30 June 2023, the Company's Auditor, Hall Chadwick WA Audit Pty Ltd did not perform non-audit services.

Auditor's Independence Declaration

The auditor's independence declaration for the year ended 30 June 2023 forms part of the Director's Report and can be found on page 32.

Signed in accordance with a resolution of directors.

On behalf of the directors



Patrick Burke
Non-executive chairman

Perth, WA
29 September 2023

For personal use only



To the Board of Directors

Auditor's Independence Declaration under Section 307C of the Corporations Act 2001

As lead audit Director for the audit of the financial statements of Torque Metals Limited for the financial year ended 30 June 2023, I declare that to the best of my knowledge and belief, there have been no contraventions of:

- the auditor independence requirements of the *Corporations Act 2001* in relation to the audit; and
- any applicable code of professional conduct in relation to the audit.

Yours Faithfully,

Hall Chadwick
HALL CHADWICK WA AUDIT PTY LTD

Mark Delaurentis
MARK DELAURENTIS CA
Director

Dated in Perth, Western Australia this 29th day of September 2023



PERTH • SYDNEY • MELBOURNE • BRISBANE • ADELAIDE • DARWIN
Hall Chadwick WA Audit Pty Ltd ABN 33 121 222 802
Liability limited by a scheme approved under Professional Standards Legislation.
Hall Chadwick Association is a national group of independent Chartered Accountants and Business Advisory firms.

PO Box 1288 Subiaco WA 6904
283 Rokeby Rd Subiaco WA 6008
T: +61 8 9426 0666

hallchadwickwa.com.au

For personal use only

1. In the opinion of the Directors of Torque Metals Limited (the "Company"):
 - (a) the accompanying financial statements and notes thereto are in accordance with the Corporations Act 2001, Australian Accounting Standards, the Corporations Regulations 2001 and other mandatory professional reporting requirements; and
 - i. gives a true and fair view of the Group's financial position as at 30 June 2023 and of its performance for the financial year ended on that date; and
 - ii. comply with Australian Accounting Standards, the Corporations Regulations 2001, professional reporting requirements and other mandatory requirements.
 - (b) There are reasonable grounds to believe that the Company will be able to pay its debts as and when they become due and payable.
2. The directors have been given the declarations required by section 295A of the Corporations Act 2001.

This declaration is signed in accordance with a resolution of the Board of Directors.

On behalf of the Directors



Patrick Burke
None-executive Chairman

Perth, WA
29 September 2023

INDEPENDENT AUDITOR'S REPORT TO THE MEMBERS OF TORQUE METALS LIMITED

Report on the Audit of the Financial Report

Opinion

We have audited the financial report of Torque Metals Limited ("the Company"), which comprises the statement of financial position as at 30 June 2023, the statement of profit or loss and other comprehensive income, the statement of changes in equity and the statement of cash flows for the year then ended, and notes to the financial statements, including a summary of significant accounting policies, and the directors' declaration.

In our opinion:

- a. the accompanying financial report of the Company is in accordance with the Corporations Act 2001, including:
 - (i) giving a true and fair view of the Company's financial position as at 30 June 2023 and of its financial performance for the year then ended; and
 - (ii) complying with Australian Accounting Standards and the Corporations Regulations 2001.
- b. the financial report also complies with International Financial Reporting Standards as disclosed in Note 1.

Basis for Opinion

We conducted our audit in accordance with Australian Auditing Standards. Our responsibilities under those standards are further described in the *Auditor's Responsibilities for the Audit of the Financial Report* section of our report. We are independent of the Company in accordance with the auditor independence requirements of the *Corporations Act 2001* and the ethical requirements of the Accounting Professional and Ethical Standards Board's *APES 110 Code of Ethics for Professional Accountants* (the Code) that are relevant to our audit of the financial report in Australia. We have also fulfilled our other ethical responsibilities in accordance with the Code.

We believe that the audit evidence we have obtained is sufficient and appropriate to provide a basis for our opinion.

Key Audit Matters

Key audit matters are those matters that, in our professional judgement, were of most significance in our audit of the financial report of the current period. These matters were addressed in the context of our audit of the financial report as a whole, and in forming our opinion thereon, and we do not provide a separate opinion on these matters.

Key Audit Matter	How our audit addressed the Key Audit Matter
<p>Accounting for share based payments</p> <p>As disclosed in note 3 to the financial statements, during the year ended 30 June 2023 the Consolidated Entity incurred share based payments of \$551,444.</p> <p>Share based payments are considered to be a key audit matter due to</p> <ul style="list-style-type: none"> • the value of the transactions; • the complexities involved in the recognition and measurement of these instruments; and • the judgement involved in determining the inputs used in the valuations. <p>Management used the Black-Scholes option valuation model to determine the fair value of the options granted. This process involved significant estimation and judgement required to determine the fair value of the equity instruments granted.</p>	<p>Our procedures amongst others included:</p> <ul style="list-style-type: none"> • Analysing agreements to identify the key terms and conditions of share based payments issued and relevant vesting conditions in accordance with AASB 2 Share Based Payments; • Evaluating management's Black-Scholes Valuation Models and assessing the assumptions and inputs used; • Assessing the amount recognised during the year in accordance with the vesting conditions of the agreements; and • Assessing the adequacy of the disclosures included in Note 3 to the financial statements.
<p>Capitalised Exploration and Evaluation Costs</p> <p>As disclosed in note 11 to the financial statements, the Group has incurred significant exploration and evaluation expenditures which have been capitalised in accordance with the requirement of Exploration for and Evaluation of Mineral Resources (AASB 6). As at 30 June 2023, the Group's capitalised exploration and evaluation costs are carried at \$8,798,361</p> <p>The recognition and recoverability of the capitalised exploration and evaluation costs was</p>	<p>Our audit procedures included but were not limited to:</p> <ul style="list-style-type: none"> • Assessing management's determination of its areas of interest for consistency with the definition in AASB 6 <i>Exploration and Evaluation of Mineral Resources</i> ("AASB 6"); • Confirming rights to tenure for a sample of tenements held and confirming rights to tenure on tenements nearing expiry will be renewed; • Testing the Group's additions to capitalised exploration costs for the year

For personal use only

For personal use only

Key Audit Matter	How our audit addressed the Key Audit Matter
<p>considered a key audit matter due to:</p> <ul style="list-style-type: none"> • The carrying value of capitalised exploration and evaluation costs represents a significant asset of the Group, we considered it necessary to assess whether facts and circumstances existed to suggest the carrying amount of this asset may exceed the recoverable amount; and • Determining whether impairment indicators exist involves significant judgement by management. <p>Note 1(a) and 11 to the financial statements contain the accounting policy and disclosures in relation to exploration and evaluation expenditures.</p>	<p>by evaluating a sample of recorded expenditure for consistency to underlying records, the capitalisation requirements of the Group's accounting policy and the requirements of AASB 6;</p> <ul style="list-style-type: none"> • By testing the status of the Group's tenure and planned future activities, reading board minutes and discussions with management we assessed each area of interest for one or more of the following circumstances that may indicate impairment of the capitalised exploration costs: <ul style="list-style-type: none"> ○ The licenses for the rights to explore expiring in the near future or are not expected to be renewed; ○ Substantive expenditure for further exploration in the area of interest is not budgeted or planned; ○ Decision or intent by the Group to discontinue activities in the specific area of interest due to lack of commercially viable quantities of resources; ○ Data indicating that, although a development in the specific area is likely to proceed, the carrying amount of the exploration asset is unlikely to be recorded in full from successful development or sale; and • Assessing the appropriateness of the related disclosures in the financial statements.

HALL CHADWICK **Other Information**

The directors are responsible for the other information. The other information comprises the information included in the Company's annual report for the year ended 30 June 2023, but does not include the financial report and our auditor's report thereon.

Our opinion on the financial report does not cover the other information and accordingly we do not express any form of assurance conclusion thereon.

In connection with our audit of the financial report, our responsibility is to read the other information and, in doing so, consider whether the other information is materially inconsistent with the financial report or our knowledge obtained in the audit or otherwise appears to be materially misstated.

If, based on the work we have performed, we conclude that there is a material misstatement of this other information, we are required to report that fact. We have nothing to report in this regard.

Responsibilities of the Directors for the Financial Report

The directors of the Company are responsible for the preparation of the financial report that gives a true and fair view in accordance with Australian Accounting Standards and the Corporations Act 2001 and for such internal control as the directors determine is necessary to enable the preparation of the financial report that gives a true and fair view and is free from material misstatement, whether due to fraud or error. In Note 1, the directors also state in accordance with Australian Accounting Standard *AASB 101 Presentation of Financial Statements*, that the financial report complies with International Financial Reporting Standards.

In preparing the financial report, the directors are responsible for assessing the Company's ability to continue as a going concern, disclosing, as applicable, matters related to going concern and using the going concern basis of accounting unless the directors either intend to liquidate the Company or to cease operations, or has no realistic alternative but to do so.

Auditor's Responsibilities for the Audit of the Financial Report

Our objectives are to obtain reasonable assurance about whether the financial report as a whole is free from material misstatement, whether due to fraud or error, and to issue an auditor's report that includes our opinion. Reasonable assurance is a high level of assurance, but is not a guarantee that an audit conducted in accordance with the Australian Auditing Standards will always detect a material misstatement when it exists. Misstatements can arise from fraud or error and are considered material if, individually or in the aggregate, they could reasonably be expected to influence the economic decisions of users taken on the basis of this financial report.

As part of an audit in accordance with the Australian Auditing Standards, we exercise professional judgement and maintain professional scepticism throughout the audit. We also:

- Identify and assess the risks of material misstatement of the financial report, whether due to fraud or error, design and perform audit procedures responsive to those risks, and obtain audit evidence that is sufficient and appropriate to provide a basis for our opinion. The risk of not detecting a material misstatement resulting from fraud is higher than for one resulting from error, as fraud may involve collusion, forgery, intentional omissions, misrepresentations, or the override of internal control.
- Obtain an understanding of internal control relevant to the audit in order to design audit procedures that are appropriate in the circumstances, but not for the purpose of expressing an opinion on the effectiveness of the Company's internal control.
- Evaluate the appropriateness of accounting policies used and the reasonableness of accounting estimates and related disclosures made by the directors.
- Conclude on the appropriateness of the directors' use of the going concern basis of accounting and, based on the audit evidence obtained, whether a material uncertainty exists related to events or conditions that may cast significant doubt on the Company's ability to continue as a going concern. If we conclude that a material uncertainty exists, we are required to draw attention in our auditor's report to the related disclosures in the financial report or, if such disclosures are inadequate, to modify our opinion. Our conclusions are based on the audit evidence obtained up to the date of our auditor's report. However, future events or conditions may cause the Company to cease to continue as a going concern.
- Evaluate the overall presentation, structure and content of the financial report, including the disclosures, and whether the financial report represents the underlying transactions and events in a manner that achieves fair presentation.

We communicate with the directors regarding, among other matters, the planned scope and timing of the audit and significant audit findings, including any significant deficiencies in internal control that we identify during our audit.

We also provide the directors with a statement that we have complied with relevant ethical requirements regarding independence, and to communicate with them all relationships and other matters that may reasonably be thought to bear on our independence, and where applicable, related safeguards.

From the matters communicated with the directors, we determine those matters that were of most significance in the audit of the financial report of the current period and are therefore the key audit matters. We describe these matters in our auditor's report unless law or regulation precludes public disclosure about the matter or when, in extremely rare circumstances, we determine that a matter should not be communicated in our report because the adverse consequences of doing so would reasonably be expected to outweigh the public interest benefits of such communication.

HALL CHADWICK 

Report on the Remuneration Report

We have audited the Remuneration Report included in the directors' report for the year ended 30 June 2023. The directors of the Company are responsible for the preparation and presentation of the Remuneration Report in accordance with s 300A of the *Corporations Act 2001*. Our responsibility is to express an opinion on the Remuneration Report, based on our audit conducted in accordance with Australian Auditing Standards.

Auditor's Opinion

In our opinion, the Remuneration Report of the Company, for the year ended 30 June 2023, complies with section 300A of the *Corporations Act 2001*.

Hall Chadwick
HALL CHADWICK WA AUDIT PTY LTD


MARK DELAURENTIS CA
Director

Dated in Perth, Western Australia this 29th day of September 2023

For personal use only

Statement of profit or loss and other comprehensive income
for the year ended 30 June 2023

		Year Ended 30 June 2023	Year Ended 30 June 2022
	Note	\$	\$
Revenue from continuing operations		-	-
Other income	2	207,092	-
Total revenue and other income		-	-
Corporate administrative expenses	3	(1,003,742)	(870,801)
Depreciation and amortisation	3	(41,322)	(24,932)
Financial expense interest	3	(3,466)	(2,228)
Share based payments	3	(551,444)	(1,084,707)
Tenement and exploration expenses written off	3	(701,406)	(171,836)
Loss before income tax		(2,094,288)	(2,154,504)
Income tax expense	4	-	-
Loss for the period		(2,094,288)	(2,154,504)
Other comprehensive income, net of income tax		-	-
Total comprehensive loss for the period		(2,094,288)	(2,154,504)
Loss attributable to:			
Owners of Torque Metals Limited		(2,094,288)	(2,154,504)
Total comprehensive loss attributable to:			
Owners of Torque Metals Limited		(2,094,288)	(2,154,504)
Earnings/(loss) per share from continuing and discontinuing operations			
Basic weighted average earnings/(loss) per share	22	(0.022)	(0.033)
Diluted weighted average earnings/(loss) per share	22	(0.022)	(0.033)

The above statement of profit or loss and other comprehensive income should be read in conjunction with the accompanying notes

Statement of financial position
as at 30 June 2023

	Note	30 June 2023 \$	30 June 2022 \$
Current assets			
Cash and cash equivalents	6	2,090,389	3,440,943
Trade and other receivables	7	33,074	21,893
Non-current assets classified as held for sale	8	650,000	-
Total current assets		2,773,463	3,462,836
Non-current assets			
Plant and Equipment	9	101,002	99,966
Right of use assets	10	38,623	59,253
Exploration and evaluation expenditure	11	8,798,361	6,665,101
Total non-current assets		8,937,986	6,824,320
Total assets		11,711,449	10,287,156
Current liabilities			
Trade and other payables	12	885,378	302,880
Provisions	13	49,809	-
Lease Liabilities	10	21,713	26,859
Unsecured loans	14	-	180
Total current liabilities		956,900	329,920
Non-Current liabilities			
Provisions	13	4,895	-
Lease Liabilities	10	19,228	34,010
Total non-current liabilities		24,123	34,010
Total liabilities		981,023	363,930
Net assets		10,730,426	9,923,226
Equity			
Issued capital	15	13,524,183	11,491,768
Options	17	126,385	126,341
Option Reserves	18	2,022,471	1,704,885
Performance Reserve	19	1,775,027	1,223,584
Accumulated losses	20	(6,717,640)	(4,623,352)
Total equity		10,730,426	9,923,226

The above statement of financial position should be read in conjunction with the accompanying notes

For personal use only

Statement of changes in equity
for the year ended 30 June 2023

	Issued Capital	Options on Issue	Accumulated Losses	Performance Rights Reserve	Option Reserve	Total
	\$	\$	\$	\$	\$	\$
Balance as at 1 July 2022	9,041,144	-	(2,468,848)	354,015	1,120,372	8,046,683
Total comprehensive Income/loss for the Period	-	-	(2,154,504)	-	-	(2,154,504)
Issue of ordinary shares	3,000,000	-	-	-	-	3,000,000
Issue of Options	-	126,341	-	-	-	126,341
Performance Rights issued	-	-	-	869,569	-	869,569
Option Reserve	-	-	-	-	584,513	584,513
Equity Reserve	-	-	-	-	-	-
Transaction costs	(549,376)	-	-	-	-	(549,396)
	11,491,768	126,341	(4,623,352)	1,223,584	1,704,885	9,923,226
Balance as at 1 July 2022	11,491,768	126,341	(4,623,352)	1,223,584	1,704,885	9,923,226
Total comprehensive Income/loss for the Period	-	-	(2,094,288)	-	-	(2,094,288)
Issue of ordinary shares	2,500,000	-	-	-	-	2,500,000
Issue of Options	-	44	-	-	317,586	317,630
Performance Rights issued	-	-	-	551,443	-	551,443
Option Reserve	-	-	-	-	-	-
Transaction costs	(467,585)	-	-	-	-	(467,585)
	13,524,183	126,385	(6,717,640)	1,775,027	2,022,471	10,730,426
Balance as at 30 June 2023	13,524,183	126,385	(6,717,640)	1,775,027	2,022,471	10,730,426

The above Statement of Changes in Equity should be read in conjunction with the accompanying notes

Statement of cash flow
for the year ended 30 June 2023

	Note	30 June 2023 \$	30 June 2022 \$
Cash flow used in operating activities			
Receipts from customers		109,497	-
Payments to suppliers and employees		(380,307)	(1,224,483)
Net cash (used) in operating activities	5	<u>(270,810)</u>	<u>(1,224,483)</u>
Cash flow from investing activities			
Payments to exploration activities		(3,633,714)	(119,607)
Exploration and evaluation		149,047	(3,117,907)
Payment for Plant and Equipment		(21,727)	(104,268)
Tenement disposal		100,000	-
Net cash (used) in investing activities		<u>(3,406,394)</u>	<u>(3,341,782)</u>
Cash flow from financing activities			
Proceeds from share issue		2,500,000	2,819,999
Proceeds from option issue		44	126,341
Repayment with Interest		(23,394)	(23,784)
Unsecured Advance		-	180
Share issue costs		(150,000)	-
Net cash from financing activities		<u>2,326,650</u>	<u>2,922,736</u>
Net (decrease) increase in cash and cash equivalents		<u>(1,350,554)</u>	<u>(1,643,529)</u>
Cash and cash equivalents at the beginning of the period		3,440,943	5,084,472
Cash and cash equivalents 30 June 2023	6	<u>2,090,389</u>	<u>3,440,943</u>

The above statement of cash flow should be read in conjunction with the accompanying notes

Notes to the financial statements for the year ended 30 June 2023

1. STATEMENT OF SIGNIFICANT ACCOUNTING POLICIES

These financial statements and notes represent those of Torque Metals Limited (the Company or Torque). Torque Metals Limited is a listed public company, incorporated and domiciled in Australia. The financial statements were authorised for issue on 29 September 2023 by the Directors of the Company.

Basis of preparation

The financial report is a general-purpose financial report that has been prepared in accordance with Australian Accounting Standards, Australian Accounting Interpretations, other authoritative pronouncements of the Australian Accounting Standards Board and the Corporations Act 2001. The Company is a for-profit entity for financial reporting purposes under Australian Accounting Standards.

Australian Accounting Standards set out in accounting policies that the AASB has concluded would result in financial statements containing relevant and reliable information about transactions, events and conditions. Compliance with Australian Accounting Standards ensures that the financial statements and notes also comply with International Financial Reporting Standards as issued by the IASB. Material accounting policies adopted in the preparation of these financial statements are presented below and have been consistently applied unless otherwise stated.

These financial statements have been prepared on an accruals basis and are based on historical costs, modified, where applicable, by the measurement at fair value of selected non-current assets, financial assets and financial liabilities.

Going Concern

The financial report has been prepared on a going concern basis, which contemplates the continuity of normal business activity and the realisation of assets and settlement of liabilities in the normal course of business.

For the year ended 30 June 2023, the Company incurred a net loss of \$2,094,288 (2022: net loss \$2,154,504) and at 30 June 2023 had net working capital of \$ 1,816,563 (30 June 2022: net working capital of \$ 3,132,916). The Company also recorded a net cash outflow in operating activities for the year ended 30 June 2023 of \$270,810 (2022: net cash outflow in operating activities of \$1,224,483).

Based on the Company's cash flow forecast it is likely that the Group will need to access additional working capital in the next 12 months to advance its exploration projects and to ensure the realisation of assets on an orderly basis and the extinguishment of liabilities as and when they fall due.

The directors are confident that the Company will be successful in raising additional funds through the issue of new equity, should the need arise. The directors are also aware that the Company has the option, if necessary, to defer expenditure or relinquish certain projects and reduce administration costs in order to minimise its capital raising requirements.

Based on these facts, the directors consider the going concern basis of preparation to be appropriate for this financial report. Should the Company be unsuccessful in raising additional funds through the issue of new equity, there is a material uncertainty which may cast significant doubt whether the Group will be able to continue as a going concern and therefore, whether it will realise its assets and extinguish its liabilities in the normal course of business and at the amounts stated in the financial report.

The financial statements do not include any adjustments relative to the recoverability and classification of recorded asset amounts or, to the amounts and classification of liabilities that might be necessary should the Company not continue as a going concern.

(a) Exploration, Evaluation and Development Expenditure

Costs incurred during exploration and evaluations relating to an area of interest are accumulated. Costs are carried forward to the extent they are expected to be recouped through successful development, or by sale, or where exploration and evaluation activities have not yet reached a stage to allow a reasonable assessment regarding the existence of economically recoverable reserves. In these instances, the entity must have rights of tenure to the area of interest and must be continuing to undertake exploration operations in the area.

Accumulated costs carried forward in respect of an area of interest that is abandoned are written off in full against profit in the year in which the decision to abandon the area is made. When production commences, the accumulated costs for the relevant area of interest will be amortised over the life of the area according to the rate of depletion of the economically recoverable reserves.

A regular review is undertaken of each area of interest to determine the appropriateness of continuing to capitalise costs in relation to that area of interest.

Costs of site restoration are provided over the life of the project from when exploration commences and are included in the costs of that stage. Site restoration costs include the dismantling and removal of mining plant, equipment and building structures, waste removal, and rehabilitation of the site in accordance with clauses of the mining permits. Such costs have been estimated of future costs, current legal requirements and technology on an undiscounted basis.

(b) Financial Instruments Financial Assets

Initial Recognition and Measurement

Financial assets are classified, at initial recognition, as subsequently measured at amortised cost, fair value through other comprehensive income (OCI), and fair value through profit or loss.

The classification of financial assets at initial recognition depends on the financial asset's contractual cash flow characteristics and the Company's business model for managing them. With the exception of trade receivables that do not contain a significant financing component or for which the Company has applied the practical expedient, the Company initially measures a financial asset at its fair value plus, in the case of a financial asset not at fair value through profit or loss, transaction costs.

In order for a financial asset to be classified and measured at amortised cost or fair value through OCI, it needs to give rise to cash flows that are 'solely payments of principal and interest (SPPI)' on the principal amount outstanding. This assessment is referred to as the SPPI test and is performed at an instrument level.

The Company's business model for managing financial assets refers to how it manages its financial assets in order to generate cash flows. The business model determines whether cash flows will result from collecting contractual cash flows, selling the financial assets, or both.

Purchases or sales of financial assets that require delivery of assets within a time frame established by regulation or convention in the marketplace (regular way trades) are recognised on the trade date, i.e., the date that the Company commits to purchase or sell the asset.

Financial assets at fair value through profit or loss

Financial assets at fair value through profit or loss include financial assets held for trading, financial assets designated upon initial recognition at fair value through profit or loss, or financial assets mandatorily required to be measured at fair value. Financial assets are classified as held for trading if they are acquired for the purpose of selling or repurchasing in the near term.

Financial assets at fair value through profit or loss are carried in the statement of financial position at fair value with net changes in fair value recognised in the statement of profit or loss.

This category includes listed equity investments which the Group had not irrevocably elected to classify at fair value through OCI. Dividends on listed equity investments are also recognised as other income in the statement of profit or loss when the right of payment has been established.

Notes to the financial statements for the year ended 30 June 2023

(b) Financial Instruments Financial Assets (continued)

Derecognition

A financial asset (or, where applicable, a part of a financial asset or part of a group of similar financial assets) is primarily derecognised (i.e., removed from the Company's statement of financial position) when:

- The rights to receive cash flows from the asset have expired; or
- The Company has transferred its rights to receive cash flows from the asset or has assumed an obligation to pay the received cash flows in full without material delay to a third party under a 'pass-through' arrangement; and

either (a) the Company has transferred substantially all the risks and rewards of the asset, or (b) the Company has neither transferred nor retained substantially all the risks and rewards of the asset but has transferred control of the asset.

The Company considers a financial asset in default when contractual payments are 90 days past due. However, in certain cases, the Company may also consider a financial asset to be in default when internal or external information indicates that the Company is unlikely to receive outstanding contractual amounts in full before considering any credit enhancements held by the Company. A financial asset is written off when there is no reasonable expectation of recovering the contractual cash flows.

(c) Financial Liabilities

Initial Recognition and Measurement

Financial liabilities are classified, at initial recognition, as financial liabilities at fair value through profit or loss, loans and borrowings, payables as appropriate. All financial liabilities are recognised initially at fair value and, in the case of loans and borrowings and payables, net of directly attributable transaction costs. The Company's financial liabilities include trade and other payable and convertible notes.

(d) Cash and cash equivalents

For the purpose of the statement of cash flow, cash and cash equivalents includes cash on hand, deposits held at call with financial institutions, other short term, high liquid investments with original maturities of three (3) months or less that are readily convertible to known amounts of cash and which are subject to an insignificant risk of changes in value and bank overdraft.

(e) Trade and Other Receivables

Trade receivables are recognised initially at fair value and subsequently measured at amortised cost using the effective interest method, less allowances for impairment. Trade receivables are generally due for settlement within 30 days.

Collectability of trade receivables is reviewed on an ongoing basis. Debts which are known to be uncollectible are written off by reducing the carrying amount directly. An allowance account (provision for impairment of trade receivables) is used when there is objective evidence that the Company will not be able to collect all amounts due according to the original terms of the receivables. Significant financial difficulties of the debtor, probability that the debtor will enter into bankruptcy or financial reorganization and default or delinquency in payments (more than 30 days overdue) are considered indicators that the trade receivables is impaired. The amount of the impairment allowance is the difference between the asset's carrying amount and the present value of estimated future cash flows, discounted at the original effective interest rate. Cash flows relating to short-term receivables are not discounted if the effect of discounting is immaterial.

The amount of impairment loss is recognised in the statement of comprehensive income within impairment losses – financial assets. When a trade receivable for which an impairment allowance has been recognised becomes uncollectible in a subsequent period, it is written off against the allowance account. Subsequent recoveries of amounts previously written off are credited against impairment losses – financial assets in the statement of comprehensive income.

(f) Revenue and Other Income

Revenue from the sale of goods is recognised upon the delivery of goods to customers. Interest revenue is recognised on a proportional basis taking into account the interest rates applicable to the financial assets. Revenue from the rendering of a service is recognised upon the delivery of the service to the customers.

All revenue is stated net of the amount of goods and services tax (GST).

(g) Impairment of Assets

At the end of each reporting period, the Company assesses whether there is any indication that an asset may be impaired. The assessment will include the consideration of external and internal sources of information including dividends received from subsidiaries, associates or jointly controlled entities deemed to be out of pre-acquisition profits. If such an indication exists, an impairment test is carried out on the asset by comparing the recoverable amount of the asset, being the higher of the asset's fair value less costs to sell and value in use, to the asset's carrying value. Any excess of the asset's carrying value over its recoverable amount is recognised immediately in profit or loss, unless the asset is carried at a revalued amount in accordance with another standard (e.g. in accordance with the revaluation model in AASB 116). Any impairment loss of a revalued asset is treated as a revaluation decrease in accordance with that other standard.

Where it is not possible to estimate the recoverable amount of an individual asset, the Company estimates the recoverable amount of the cash-generating unit to which the asset belongs. Impairment testing is performed annually for goodwill and intangible assets with indefinite lives.

(h) Trade and other payables

Liabilities for trade creditors and other amounts are carried at cost which is the fair value of the consideration to be paid in the future for goods and services received, whether or not billed to the Company. Interest, when charged by the lender, is recognised as an expense on an accrued basis.

(i) Provisions

Provisions are recognised when the Company has a legal or constructive obligation, as a result of past events, for which it is probable that an outflow of economic benefits will result and that outflow can be reliably measured.

The amount recognised as a provision is the best estimate of the consideration required to settle the present obligation at reporting date, taking into account the risks and uncertainties surrounding the obligation. Where a provision is measured using the cash flows estimated to settle the present obligation, its carrying amount is the present value of those cash flows.

(j) Goods and service tax (GST)

Revenues, expenses and assets are recognised net of the amount of GST, except where the amount of GST incurred is not recoverable from the Australian Taxation Office. In these circumstances, the GST is recognised as part of the cost of acquisition of the asset or as part of the expense. Receivables and payables in the statement of financial position are shown inclusive of GST. Cash flows are presented in the statement of cash flows on a gross basis, except for the GST component of investing and financing activities, which are disclosed as operating cash flows.

(k) Income tax

The income tax expense/ (benefit) for the year comprises current income tax expense/ (benefit) and deferred tax expenses/ (benefit). Current and deferred income tax expenses/(benefit) is charge or credited directly to other comprehensive income instead of the profit or loss when the tax relates to items that are credited or charged directly to other comprehensive income.

Notes to the financial statements for the year ended 30 June 2023

(k) Income tax (continued)

Current tax

Current income tax expense charge to profit or loss is the tax payable on taxable income using applicable income tax rates enacted, or substantially enacted, as at reporting date.

Current tax liabilities/ (assets) are therefore at the amounts expected to be paid to/ (recovered from) the relevant taxation authority.

Current tax assets and liabilities are offset where a legally enforceable right of set-off exists and it is intended that net settlement are simultaneous recognised and settlement of the respective asset and liability will occur.

Deferred tax

Deferred income tax expense reflects movements in deferred tax assets and deferred tax liability during the Period as well as unused tax losses.

Deferred tax assets and liabilities are ascertained based on temporary differences arising between the tax bases of asset and liabilities and their carrying amounts in the financial statements. Deferred tax assets also result where amounts have been fully expensed but future tax deductions are available. No deferred income tax will be recognised from the initial recognition of an asset or liability, excluding a business combination, where there is no effect on accounting or taxable profit or loss.

Deferred tax assets and liabilities are calculated at the tax rates that are expected to apply to the period when the asset is recognised or the liability is settled, based on tax rates enacted or substantially enacted at reporting date. Their measurement also reflects the manner in which management expects to recover or settle the carrying amount of the related asset or liability.

Deferred tax assets relating to temporary differences and unused tax losses are recognised only to the extent that it is possible that future taxable profit will be available against which the benefits of the deferred tax asset can be recognised.

Deferred tax assets and liabilities are offset where a legally enforceable right of set-off exists, the deferred tax assets and liabilities relate to income taxes levied by the same taxation authority on either the same taxable entity or different taxable entities where it is intended that net settlement or simultaneous realisation and settlement of the respective asset and liability will occur in future periods in which significant amounts of deferred tax assets or liabilities are expected to be recovered or settled.

(l) Share Based Payments

The Company operates equity-settled share-based payment employee share and option schemes. The fair value of the equity to which employees become entitled is measured at grant date and recognised as an expense over the vesting period, with a corresponding increase to an equity account. Share-based payments to non-employees are measured at the fair value of goods or services received or the fair value of the equity instruments issued, if it is determined the fair value of the good or services cannot be reliably measured and are recorded at the date the goods or services are received. The corresponding amount is shown in the option reserve.

The fair value of shares is ascertained as the market bid price. The fair value of options is ascertained using a Black–Scholes pricing model which incorporates all market vesting conditions. The number of shares and options expected to vest is reviewed and adjusted at the end of each reporting period such that the amount recognised for services received as consideration for the equity instruments granted shall be based on the number of equity instruments that eventually vest.

(m) Contributed equity

Ordinary issued share capital recognised at fair value of the consideration received by the Company. Any transaction costs arising on the issue of the ordinary shares are recognised directly in equity as a reduction in share proceeds received).

(n) Earnings Per Share

Basic earnings per share is calculated as net earnings attributable to members, adjusted to exclude costs of servicing equity (other than dividends) and preference share dividends, divided by the weighted average number of ordinary shares, adjusted for a bonus element. Diluted earnings per share is calculated as net earnings attributable to members, adjusted for costs of servicing equity (other than dividends) and preference share dividends; the after tax effect of dividends and interest associated with dilutive potential ordinary shares that would have been recognised as expenses; and other non-discretionary changes in revenues or expenses during the period that would result from the dilution of potential ordinary shares; divided by the weighted average number of ordinary shares and dilutive potential ordinary shares, adjusted for any bonus element.

(o) Critical Accounting Estimates and Judgements

The preparation of financial statements requires management to make judgements, estimates and assumptions that affect the application of accounting policies and the reported amounts of assets, liabilities, income and expenses. Actual results may differ from these estimates. Estimates and underlying assumptions are reviewed on an ongoing basis. Revisions to accounting estimates are recognised in the period in which the estimate is revised and in any future periods affected.

The directors evaluate estimates and judgments incorporated into the financial report based on historical knowledge and best available current information. Estimates assume a reasonable expectation of future events and are based on current trends and economic data, obtained both externally and within the group.

Key Judgements - Exploration and evaluation expenditure

Exploration and evaluation costs are carried forward where right of tenure of the area of interest is current. These costs are carried forward in respect of an area that has not at balance sheet date reached a stage that permits reasonable assessment of the existence of economically recoverable reserves, refer to the accounting policy stated in note 1(a).

Key Judgements - Share based payment transactions

The Company measures the cost of equity-settled transactions with employees by reference to the fair value of the equity instruments at the date at which they are granted. The fair value is determined by an internal valuation using a Black-Scholes option pricing model.

Key Judgments - Environmental issues

Balances disclosed in the financial statements and notes thereto are not adjusted for any pending or enacted environmental legislation, and the directors understanding thereof. At the current stage of the company's development and its current environmental impact the directors believe such treatment is reasonable and appropriate.

Key Estimate - Taxation

Balances disclosed in the financial statements and the notes thereto, related to taxation, are based on the best estimates of directors. These estimates take into account both the financial performance and position of the company as they pertain to current income taxation legislation, and the directors understanding thereof. No adjustment has been made for pending or future taxation legislation. The current income tax position represents that directors' best estimate, pending an assessment by the Australian Taxation Office.

Notes to the financial statements for the year ended 30 June 2023

(p) Fair value measurements

The Group measures and recognises the asset, 'Financial assets held for trading' at fair value on a Recurring basis after initial recognition.

The Group does not subsequently measure any liabilities at fair value on a non-recurring basis.

(i) Fair Value Hierarchy

AASB 13: Fair Value Measurement requires the disclosure of fair value information by level of the fair value hierarchy, which categorises fair value measurements into one of three possible levels based on the lowest level that an input that is significant to the measurement can be categorised into as follows:

Level 1	Level 2	Level 3
Measurements based on quoted prices (unadjusted) in active markets for identical assets or liabilities that the entity can access at the measurement date	Measurements based on inputs other than quoted prices included in Level 1 that are observable for the asset or liability, either directly or indirectly.	Measurements based on unobservable inputs for the asset or liability.

The fair values of assets and liabilities that are not traded in an active market are determined using one or more valuation techniques. These valuation techniques maximise, to the extent possible, the use of observable market data. If all significant inputs required to measure fair value are observable, the asset or liability is included in Level 2. If one or more significant inputs are not based on observable market data, the asset or liability is included in Level 3.

(ii) Valuation techniques

The Company selects a valuation technique that is appropriate in the circumstances and for which sufficient data is available to measure fair value. The availability of sufficient and relevant data primarily depends on the specific characteristics of the asset or liability being measured. The valuation technique selected by the Company is the Market approach whereby valuation techniques use prices and other relevant information generated by market transactions for identical or similar assets or liabilities. When selecting a valuation technique, the Company gives priority to those techniques that maximise the use of observable inputs and minimise the use of unobservable inputs. Inputs that are developed using market data (such as publicly available information on actual transactions) and reflect the assumptions that buyers and sellers would generally use when pricing the asset or liability are considered observable, whereas inputs for which market data is not available and therefore are developed using the best information available about such assumptions are considered unobservable. The following table provides the fair values of the Company's assets and liabilities measured and recognised on a recurring basis after initial recognition and their categorisation within the fair value hierarchy.

(q) Adoption of new and revised standards

In the year ended 30 June 2023, the Directors have reviewed all of the new and revised Standards and Interpretations issued by the AASB that are relevant to the Company and effective for the current reporting periods beginning on or after 1 July 2023.

As a result of this review, the Directors have determined that there is no material impact of new Standards and Interpretations issued by the AASB that are relevant to the Company and effective for the current reporting periods beginning on or after 1 July 2023.

(r) New, revised or amending accounting standards and interpretations adopted.

The Directors have also reviewed all Standards and Interpretations issued but not yet mandatory for the year ended 30 June 2023. As a result of this review the Directors have determined that there is no material impact of the Standards and Interpretations issued but not yet mandatory, therefore no change is necessary to Group accounting policies.

(s) Recognition and measurement of fixed assets

Items of plant and equipment are measured at cost less accumulate depreciation and accumulated impairment losses. When parts of an item of plant and equipment have different useful lives, they are accounted for as separate items of plant and equipment.

Depreciation is recognised in profit and loss on a straight-line basis over the estimated useful lives of each part of an item of plant and equipment. Depreciation, methods, useful lives and residual values are reviewed at each reporting date.

The depreciation rates used for each class of depreciable asset are:

Class of Fixed Asset	Depreciation Rate
Vehicles	33 1/3 %
Camp Infrastructure	10 %

2. Other Income

	Year Ended 30 June 2023 \$	Year Ended 30 June 2022 \$
Net gain on disposal of plant and equipment	3,092	-
Mining water agreement	104,000	-
Sale of tenements	100,000	-
Other income	207,092	-

3. Expenses

	Year Ended 30 June 2023 \$	Year Ended 30 June 2022 \$
Administrative expenses	1,003,742	870,801
Depreciation and amortisation	41,322	24,932
Exploration written off	701,406	171,836
Interest Paid	3,466	2,228
Share Based Payment Net Movement	551,444	1,084,707
	2,301,380	2,154,504

3a Share Based Payments

Performance Right - Movement for the year	425,059	869,569
Options issued during the year	126,385	215,138
	551,444	1,084,707

Notes to the financial statements
for the year ended 30 June 2023

	Year Ended 30 June 2023 \$	Year Ended 30 June 2022 \$
3b Key Management Personnel		
Short term employee benefits	763,180	643,675
Post employment benefits	59,147	-
Other long-term benefits	1,241	-
Share based payments	129,468	813,742
	953,036	1,457,417

Termination benefits were paid to Key Management Persons (Neil McKay subsequently after year end). Names and positions held of the Company's key management personnel in office at any time during the 2022/2023 financial year are:

Key Management Personnel	Position
Patrick N. Burke	Non- Executive Chairman
Cristian Moreno	Managing Director
Antony L. Lofthouse	Non-Executive Director
Andrew Woskett	Non-Executive Director
Neil W. McKay	Company Secretary/CFO (resigned 26 June 2023)
Henko Vos and Jessamyn Lyons	Joint Company Secretaries (appointed 26 June 2023)

Refer to the Remuneration Report contained in the Director's Report for details of the shares and rights held and remuneration paid of payable to each member of the Company's key management personnel for the year ended 30 June 2023.

3c. Auditors Remuneration

Remuneration of the auditor for:		
Auding or reviewing the financial report	20,672	27,500
	20,672	27,500

4. Income tax benefit/(expense)

(a) Current Tax Expense

Current Year	-	-
Under/(over) provided in prior years	-	-
Total	-	-

Notes to the financial statements
for the year ended 30 June 2023

	30 June 2023	30 June 2022
	\$	\$
(b) Reconciliation of income tax expense to prima facie tax payable		
Profit/(loss) before tax	(2,094,288)	(2,154,505)
Income tax expense/(benefit) using the domestic corporation tax rate of 25% (2022: 25%)	(523,572)	(538,626)
Tax effect of permanent differences:		
Non-deductible expenses	138,642	271,648
Capital Raising Costs	(116,883)	(53,345)
Capitalised exploration		(735,176)
Adjustments recognised in the current year in relation to the current tax of previous years	630,018	-
Other	-	5,431
temporary differences not brought to account	(128,205)	(1,050,068)
Income tax attributable to operating loss	<u>-</u>	<u>-</u>
(c) Deferred tax assets		
Tax losses	2,800,195	1,564,291
Provisions and Accruals	-	16,215
Capital Raising Costs	-	149,558
Employee benefits	18,441	-
Leases	10,235	-
Trade and other payables	15,218	-
Other future deductions	258,566	-
Total deferred assets	<u>3,102,655</u>	<u>1,730,064</u>
Set-off deferred tax liabilities pursuant to set-off provisions	<u>(1,651,323)</u>	<u>(313,026)</u>
Net deferred tax assets	1,451,332	1,417,038
Less: Deferred tax assets not recognised	<u>(1,451,332)</u>	<u>(1,417,038)</u>
Net tax assets	<u>-</u>	<u>-</u>
(d) Deferred tax liabilities		
Exploration Expenditure	(1,586,961)	313,026
Property, plant & equipment	(29,707)	-
Right of use assets	(9,655)	-
Other assets	(25,000)	-
Non-recognition of deferred tax assets	<u>1,651,323</u>	<u>(313,026)</u>
	<u>-</u>	<u>-</u>
(e) Tax Losses		
Unused tax losses for which no deferred tax asset has been recognised	11,200,780	6,257,164
Potential tax benefit @ 25% (2022: 25%)	2,800,195	1,564,291

The benefit for tax losses will only be obtained if:

- a) The company and consolidated entity derive future assessable income of a nature and an amount sufficient to enable the benefit from the deductions for the losses to be realised;
- b) The company and the consolidated entity continue to comply with the conditions for deductibility imposed by law; and
- c) No changes in tax legislation adversely affect the ability of the Company to realise these tax losses.

Notes to the financial statements
for the year ended 30 June 2023

	30 June 2023	30 June 2022
	\$	\$
5. Reconciliation of loss for the Period to net cash flows from Operating Activities		
Net (loss) for the period	(2,094,288)	(2,154,504)
Interest expense	3,466	4,771
Depreciation and amortisation	41,322	24,932
Exploration expense written off	701,407	171,836
Performance Rights Net Movement	551,444	869,569
Sale of tenements classified as investing activities	(100,000)	-
Option Reserve Movement	-	215,138
Operating loss before changes in working capital	<u>(896,650)</u>	<u>(868,258)</u>
Decrease / (Increase) in receivables and prepayments	2,405	15,214
Increase / (Decrease) in payables and accruals	620,827	(371,439)
Increase/(decrease) in employee benefits	2,607	-
Net cash used in operating activities	<u>(270,810)</u>	<u>(1,224,483)</u>
6. Cash on Hand and Equivalents		
Cash on hand	30	30
Cash at bank	2,090,359	3,440,913
	<u>2,090,389</u>	<u>3,440,943</u>
7. Trade and other receivables		
G.S.T. receivables	23,498	19,911
Other	9,577	1,982
	<u>33,074</u>	<u>21,893</u>
	30 June 2023	30 June 2022
	\$	\$
8. Non-current assets classified as held for sale		
Tenement- Bullfinch Project	650,000	-

The Tenement known as Bullfinch Project is currently held for sale and is expected to be sold within five months from the reporting date (15 December 2023). Altan made a non-refundable cash payment of \$100,000 and conditional upon the secondary listing of Altan on ASX, Altan shall pay a further \$650,000 cash or issue shares to the same value at the same price as shares issued under the secondary listing on ASX.

9. Plant and equipment	30 June 2023 \$	30 June 2022 \$
Camp at cost	90,032	82,141
Less: Camp - Accumulated depreciation	(7,332)	-
	<u>82,700</u>	<u>82,141</u>
Vehicles at cost	26,354	22,127
Less: Vehicle – Accumulated depreciation	(8,052)	(4,302)
	<u>18,302</u>	<u>17,825</u>
Balance at 30 June 2023	101,002	99,966

Reconciliation:

	Vehicle \$	Camp \$	Total \$
Balance as at 1 July 2021			
Additions	22,127	82,141	104,268
Disposals	-	-	-
Depreciation Charged		(4,302)	(4,302)
Balance at 30 June 2022	17,825	82,141	99,966
Balance as at 1 July 2022	17,825	82,141	99,966
Additions	26,354	7,891	34,245
Disposals	(17,825)	-	(17,825)
Depreciation expense	(8,052)	(7,332)	(15,384)
Balance at 30 June 2023	18,302	82,700	101,002

	30 June 2023 \$	30 June 2022 \$
10. Right of use assets - Leases		
a. Amounts recognised in the balance sheet		
Right of use asset		
Opening Balance- at cost	83,321	83,321
Less Accumulated Depreciation	(44,698)	(24,068)
Closing balance	38,623	59,253
Lease Liabilities		
Opening Balance - Current	26,859	22,071
Opening Balance - Non-Current	34,010	61,250
Opening Balance - Total	60,869	83,321
Add: Interest	3,466	4,771
Less: Payments	(23,394)	(23,784)
Closing balance - Total	40,941	64,308
Closing Balance - Current	21,713	26,859
Closing Balance - Non-Current	19,228	34,010
b. Amounts recognised in the income statement		
Depreciation of right of use asset	20,630	24,068
Interest expense on lease liabilities	3,466	4,771

Notes to the financial statements
for the year ended 30 June 2023

c. Leasing Activities

The Company entered into an office lease for the premises at Unit 8/16 Nicholson Road, Subiaco, WA 6008. The lease commenced on 15 May 2022 with an option to extend for a further 36 months ending 14 May 2025. The Company intends to exercise the option. The lease is recognised as a right of use asset and a corresponding liability at the date at which the leased asset is available for use by the Company. Each lease payment is allocated between the liability and finance cost. The finance cost is charged to profit or loss over the lease period as to produce a constant periodic rate of interest on the remaining balance of the liability for each period. The right of use asset is amortised over the shorter of the asset's useful life and the lease term on a straight-line basis.

Initial measurement

Assets and liabilities from a lease are initially measured on a present value basis. The lease liability included the present value of the fixed payments and variable lease payments that depend on an index, initially measured using the index as at the commencement date (reconciled and adjusted for actual index each year). The lease payments are discounted using an incremental borrowing rate of 6.66%. The right of use asset is measured at cost comprising of the initial measurement of the lease liability.

Subsequent measurement

The right of use asset is subsequently measure at cost less any accumulated amortisation and any accumulated impairment losses and adjusted for any re-measurement of the lease liability accumulated impairment losses and adjusted for any re-measurement of the lease liability. The lease liability is subsequently measured to reflect the interest on the lease liability, the lease payments made and any reassessment of the variable payments.

	30 June 2023	30 June 2022
	\$	\$
11. Exploration and Evaluation Expenditure	8,798,361	6,665,101
Tenement Acquisition	2,373,964	2,450,518
Represented by:		
Acquisition of Bullfinch Project from Talga Resources Ltd	327,560	397,493
Less written off	(76,554)	(69,933)
	251,006	327,560
Acquisition of Bullfinch Project from Tribal Mining Pty Ltd.	51,045	51,045
Acquisition of Paris Gold Project from Austral Pacific Pty. Ltd.	2,031,306	2,031,306
Joint Venture from Jindalee Resources Ltd.	40,607	40,607
	2,373,964	2,450,518
Exploration and evaluation expenditure		
Opening Balance	4,214,583	1,203,944
Expenditure for the period	3,484,667	3,112,542
Expenditure written off	(624,853)	(101,903)
Classified as held for sale	(650,000)	-
Closing Balance	6,424,397	4,214,583
Total Exploration and Expenditure	8,798,361	6,665,101

Notes to the financial statements
for the year ended 30 June 2023

	30 June 2023	30 June 2022
	\$	\$
12. Trade and other payables		
Trade creditors	788,328	226,514
Other creditors and accrued expenses	97,050	76,366
	885,378	302,880

Trade and other payables are non-interest-bearing liabilities stated at cost.

13. Provisions

Current Provisions:

Annual leave provision	49,809	-
	49,809	-

Non-current provisions:

Long service leave	4,895	-
	4,895	-

14. Unsecured Loans

(i) Advances (to)/from Directors	-	(180)
	-	(180)

(i) Working capital advances, with no fixed term of repayment and without interest

15. Issued Capital

	Year ended 30 June 2023		Year ended 30 June 2022	
a. Ordinary Shares	No.	\$	No.	\$
Opening balance for the period	77,818,519	11,491,768	62,818,519	9,041,144
Placement at \$0.014	17,518,519	2,365,000		
Placement at \$0.014	1,000,000	135,000		
Placement at \$0.20			15,000,000	3,000,000
Placement at \$0.20			-	-
Cost relating to share issue		(467,585)	-	(549,376)
	96,337,038	13,524,183	77,818,519	11,491,768

b. Capital risk management

The Board controls the capital of the Company in order to provide the shareholders with adequate returns and ensure that the Company can fund its operations and continue as a going concern. The Company's capital includes ordinary share capital. There are no externally imposed capital requirements.

For personal use only

Notes to the financial statements
for the year ended 30 June 2023

The Working Capital position of the Company for year endings 30 June 2023 and 2022 are as follows:

	30 June 2023	30 June 2022
	\$	\$
16. Working Capital		
Cash and Cash Equivalents	2,090,389	3,440,943
Non-current assets held for sale	650,000	-
Trade and other receivables	33,074	21,893
Current Liabilities	(956,900)	(329,920)
Working Capital Position	<u>1,816,563</u>	<u>3,132,916</u>

17. Option Entitlement 1 cent	Year ended 30 June 2023		Year ended 30 June 2022	
	No.	\$	No.	\$
Opening Balance	12,634,092	126,341	-	-
Entitlement Issue 1 cent	-	-	12,634,092	126,341
Proceeds from options	-	44	-	-
Closing Balance	<u>12,634,092</u>	<u>126,385</u>	<u>12,634,092</u>	<u>126,341</u>

Pro Rata Loyalty Option issued 1 December 2022 in accordance with Prospectus dated 8 November 2022.

	30 June 2023	30 June 2022
	\$	\$
18. Option Reserve		
Opening Balance	1,704,885	1,120,372
Issuance of Options Financial Services	317,586	584,513
Closing Balance	<u>2,022,471</u>	<u>1,704,885</u>

(a) Unlisted Options

i) 1,000,000 (post consolidation) options with an expiry date of 27 July 2023 were issued on 28 July 2020 pursuant to the Martin Place Securities Pty. Ltd. Corporate Advisory letter dated 22 April 2020 at an exercise price of \$0.30 each. The options were valued at \$0.0534 and during the year ended 30 June 2022 \$106,857 was expensed as share based payments.

The options were valued at \$0.0534 and during the year ended 30 June 2022 \$106,857 was expensed as share based payments.

ii) 3,875,000 (post consolidation) options with an expiry date of 1 June 2024 were issued on 2 June 2022

to the Euroz Harletys I.P.O. Capital Raising Mandate dated 17 December 2020.

The options were valued at \$0.1102 cents and during the year ended 30 June 2022 \$426,939 was expensed as share based payments at an exercise price of \$0.275 each.

iii) 5,500,000 (post consolidation) options with an expiry date of 1 June 2024 were issued on 2 June 2022 pursuant to the Euroz Harleys I.P.O. Capital Raising Mandate dated 17 December 2020 pursuant to the Euroz Harleys I.P.O. Capital Raising Mandate dated 17 December 2020.

The options were valued at \$0.1067 cents and during the year ended 30 June 2022 \$586,576 was expensed as share based payments at an exercise price of \$0.30 each.

iv) 2,250,000 options with an expiry date of 22 December 2023 were issued on 23 December 2020 pursuant to a 1 for 2 free attaching option to raise \$450,000 to sophisticated Investors on 22 December 2020 at an exercise price of \$0.25 each.

v) 12,634,092 options with an expiry date of 30 November 2023 were issued on 1 December 2022 pursuant to a Loyalty Entitlement Prospectus dated 8 November 2022 at an exercise price of \$0.30 each.

vi) 2,000,000 options with an expiry date of 17 February 2024 were issued on 18 February 2023 to Euroz Hartleys in part payment of the Loyalty Entitlement Prospectus.

vii) 7,500,000 options with an expiry date of 28 December 2023 were issued on 29 June 2023 pursuant to a 1 for 2 free attaching option to raise \$3,000,000 to participating shareholders at an exercise price of \$0.30 each.

vii) 3,750,000 options with an expiry date of 28 December 2023 were issued on 29 June 2023 pursuant to a Capital Raising Agreement dated 24 May 2023 as a Broker Fee for the capital raising of \$3,000,000. The options expire on 28 December 2023.

viii) 4,629,630 options with an expiry date of 7 May 2026 were issued on 28 April 2023 to Euroz Hartleys in part payment of the Loyalty Entitlement Prospectus.

(b) Option valuation assumptions

The fair value of the options granted we estimated as at the date of grant using a Black-Scholes option valuation model and a Monte Carlo simulation valuation model. The following table lists the inputs to the models:

	ASX Code	Expected Volatility (%)	Risk Free Interest Rate (%)	Expected life (years)	Share Price at grant date	Exercise Price
Options issued 27 July 2020	TORAF	100	7	3	\$0.20	\$0.30
Options issued 2 June 2022	TORAG	100	7	3	\$0.20	\$0.275
Options issued 2 June 2022	TORAH	100	7	3	\$0.20	\$0.30
Options issued 22 Dec 2020	TORAE	100	7	2	\$0.07	\$0.25
Options issued 1 Dec 2022	TORAI	100	7	2	\$0.23	\$0.30
Options issued 17 Feb 2023	TORAL	100	7	2	\$0.21	\$0.30
Options issued 29 June 2023	TORAM	100	7	1.5	\$0.24	\$0.30
Options issued 29 June 2023	TORAN	100	7	1.5	\$0.24	\$0.30

Notes to the financial statements
for the year ended 30 June 2023

(c) Options outstanding at end of year

The following table illustrate the number and weighted average exercise prices (WAEP) of share options granted as share based payments on issue during the year.

	2023	2023 WAEP	2022	2022 WAEP
	Number	\$	Number	
Outstanding at 1 July	38,509,092	\$0.28	12,625,000	\$0.28
Granted during the year	13,888,890	\$0.25	25,884,092	\$0.30
Outstanding 30 June	52,397,982		38,509,092	

The weighted average remaining contractual life for options outstanding as at 30 June 2023 is 1.75 years (2022 1.6 years).

(d) Share based Payments Summary

Class	Quantity	Grant Date	Value recognised during year	Exercise Price	Vesting Date	Value recognised in future years
			\$	\$		\$
2022						
Options	12,634,092	1/12/2022	126,341	0.3	30/11/2023	-
Options	2,000,000	18/02/2022	215,138	0.3	17/02/2024	-
Options	7,500,000	29/06/2022	-	0.3	28/12/2023	-
Options	3,750,000	29/06/2022	369,375	0.3	28/12/2023	-
			710,854			
2023						
Options	4,629,630	28/04/2023	317,586	0.25	7/05/2023	-
			317,586			

19. Performance Reserve

The Company has the following Performance Rights issued to Directors and staff in existence during the current and prior reporting periods.

Performance Rights 2023							
Class	Grant Date	Expiry Date	Opening balance 1 July 2022	Granted during the year	Vested/ Exercised/ Expired During the year	Rights Vested at 30 June 2023	Rights Unvested at 30 June 2023
A	23/11/2021	22/11/2024	5,000,000	-	-	-	5,000,000
A	1/05/2022	30/04/2025	1,000,000	-	-	-	1,000,000
A	1/06/2022	31/05/2025	500,000	-	-	-	500,000
A	28/04/2023	22/11/2024	-	2,000,000	-	-	2,000,000
B	23/11/2021	22/11/2024	5,000,000	-	-	-	5,000,000
B	1/05/2022	30/04/2025	1,000,000	-	-	-	1,000,000
B	1/06/2022	31/05/2025	500,000	-	-	-	500,000
B	28/04/2023	22/11/2024	-	2,000,000	-	-	2,000,000
Total							17,000,000

Notes to the financial statements
for the year ended 30 June 2023

Performance Rights 2022

Class	Grant Date	Expiry Date	Opening balance 1 July 2021	Granted during the year	Vested/ Exercised/ Expired During the year	Rights Vested at 30 June 2022	Rights Unvested at 30 June 2022
A	23/11/2021	22/11/2024	-	5,000,000	-	-	5,000,000
A	1/05/2022	30/04/2025	-	1,000,000	-	-	1,000,000
A	1/06/2022	31/05/2025	-	500,000	-	-	500,000
B	23/11/2021	22/11/2024	-	5,000,000	-	-	5,000,000
B	1/05/2022	30/04/2025	-	1,000,000	-	-	1,000,000
B	1/06/2022	31/05/2025	-	500,000	-	-	500,000
Total							13,000,000

Valuation of the Class A performance rights was undertaken with factors and assumptions being used in determining the fair value of each right on the grant date.

Valuation of the Class B performance rights was undertaken with factors and assumptions being used in determine the fair value of the rights after taking into consideration the drilling and assay results achieved to date. Management is of the opinion that the probability will be 50%.

2023

Class	Number	Fair Value \$	Grant Date	Expiry Date	Expense During the Period
A Finch, Burke, Lofthouse, McKay	5,000,000	757,650	23/11/2021	22/11/2024	258,907
A Woskett	1,000,000	32,105	28/04/2023	22/11/2024	5,554
A Moreno	1,000,000	127,090	1/05/2022	30/04/2025	42,248
A Moreno	1,000,000	32,105	28/04/2023	22/11/2024	5,554
A Meshesha	500,000	68,978	1/06/2022	31/05/2025	22,930
Total Class A	8,500,000	1,017,928			331,193
B Finch, Burke, Lofthouse, McKay	5,000,000	1,275,000	23/11/2021	22/11/2024	63,750
B Woskett	1,000,000	135,000	28/04/2023	22/11/2024	67,500
B Moreno	1,000,000	230,000	1/05/2022	30/04/2025	11,500
B Moreno	1,000,000	135,000	28/04/2023	22/11/2024	67,500
B Meshesha	500,000	120,000	1/06/2022	31/05/2025	6,000
Total Class B	8,500,000	1,895,000			216,250
TOTAL Class A and B	17,000,000	\$2,912,928			551,443

For personal use only

Notes to the financial statements
for the year ended 30 June 2023

Performance Valuation

	Directors			Senior Management	
Tranche	Performance Rights Class A				
Exercise Price	Nil				
Grant Date	23/11/2021	28/04/2023	1/05/2022	23/11/2021	1/06/2022
Value per PR	\$0.15153	\$0.0321	\$0.12709	\$0.15153	\$0.1380
Number of PRs	4,000,000	2,000,000	1,000,000	1,000,000	500,000
Vesting Date	22/11/2024	22/11/2024	30/04/2025	22/11/2024	31/05/2025
Performance Hurdle	The VWAP of the Company's Shares over a consecutive period of 20 trading days being not less than \$0.40				

	Directors			Senior Management	
Tranche	Performance Rights Class B				
Exercise Price	nil			Nil	
Grant Date	23/11/2021	28/04/2023	1/05/2022	23/11/2021	1/06/2022
Value per PR prior to probability	\$0.25	\$0.135	\$0.23	\$0.25	\$0.24
Probability	50%	50%	50%	50%	50%
Valuation per right	\$0.125	\$0.0675	\$0.115	\$0.125	\$0.12
Number of PRs	4,000,000	2,000,000	1,000,000	1,000,000	500,000
Vesting Date	22/11/2024	22/11/2024	30/04/2025	22/11/2024	31/05/2025
Performance Hurdle	The Company delineates a JORC 2012 Compliant Mineral Resource of not less than 250,000oz of AU				

20. Accumulated Losses

	30 June 2023	30 June 2022
	\$	\$
Opening Balance	(4,623,352)	(2,468,848)
Net Loss attributable to members	(2,094,288)	(2,154,504)
Closing Balance	(6,717,640)	(4,623,352)

21. Financial Risk Management

The Company's principal financial instruments comprise receivables, payables, and cash.

The Board of Directors has overall responsibility for the oversight and management of the Company's exposure to a variety of financial risks (including fair value interest rate risk, credit risk, liquidity risk and cash flow interest rate risk).

The Company's overall risk management program focuses on the unpredictability of financial markets and seeks to minimise potential adverse effects on the financial performance of the Company.

Interest rate risks

The Company's exposure to market interest rates relates to cash deposits held at variable rates. The Board constantly analyses its interest rate exposure. Within this analysis consideration is given to potential renewals of existing positions.

Credit risk

The maximum exposure to credit risk at balance date is the carrying amount (net of provision of doubtful debts) of those assets as disclosed in the Statement of Financial Position and notes to the financial statements. The Company has adopted a policy of only dealing with creditworthy counterparties and obtaining sufficient collateral where appropriate, as a means of mitigating the risk of financial loss from defaults. The Company's exposure and the credit ratings of its counterparties are continuously monitored and the aggregate value of transactions concluded is spread amongst approved counterparties.

Credit risk related to balances with banks and other financial institutions is managed by the board. The board's policy requires that surplus funds are only invested with counterparties with a Standard & Poor's rating of at least A+.

Liquidity risk

The responsibility for liquidity risk management rests with the Board of Directors. The Company's liquidity risk is managed by maintaining sufficient cash or credit facilities to meet the operating requirements of the business and investing excess funds in highly liquid short-term investments.

Market risk

Market risk is the risk that changes in market prices, such as foreign exchange rates, interest rates and equity prices will affect the Company's income or the value of its holdings of financial instruments. The objective of market risk management is to manage and control market risk exposures within acceptable parameters, while optimising the return.

Maturity profile of financial instruments

The following tables detail the Company's exposure to interest rate risk as at 30 June 2023 and 30 June 2022:

Maturity profile of financial instruments

The following tables detail the Company's exposure to interest rate risk as at 30 June 2023 and 30 June 2022:

30 June 2023	Floating Interest Rate	Fixed Interest Maturing in 1 year or less	Non-Interest Bearing	2023 Total
	\$	\$	\$	\$
Financial Assets				
Cash and Cash Equivalents	-	-	2,090,389	2,090,389
Trade and Other Receivables	-	-	33,074	33,074
	-	-	2,123,463	2,123,463
Weighted average effective interest rate	nil			

Notes to the financial statements
for the year ended 30 June 2023

Financial Liabilities				
Trade and Other Payables	-	-	885,378	885,378
Lease Liabilities	40,941	-	-	40,941
	40,941	-	885,378	926,319

30 June 2022	Floating	Fixed Interest	Non-Interest	2022
	Interest Rate	Maturing in	Bearing	Total
		1 year or less		
	\$	\$	\$	\$
Financial Assets				
Cash and Cash Equivalents	-	-	3,440,943	3,440,943
Trade and Other Receivables	-	-	21,893	21,893
	-	-	3,462,836	3,462,836
Weighted average effective interest rate	nil			
Financial Liabilities				
Trade and Other Payables	-	-	302,880	302,880
Lease Liabilities	60,869	-	-	60,869
	60,869	-	302,880	363,749

Net Fair Value

The carrying value and net fair values of financial assets and liabilities at balance date are:

	2023		2022	
	Carrying Value	Net Fair Value	Carrying Value	Net Fair Value
	\$	\$	\$	\$
Financial Assets				
Cash and Deposits	2,090,389	2,090,389	3,440,943	3,440,943
Trade and Other Receivables	33,074	33,074	21,893	21,893
	2,123,463	2,123,463	3,462,836	3,462,836
Financial Liabilities				
Trade and Other Payables	885,378	885,378	302,880	302,880
Unsecured Loans	40,941	40,941	60,869	60,869
	926,319	926,319	363,749	363,749

The financial instruments recognised at fair value in the statement of financial position have been analysed and classified using a fair value hierarchy reflecting the significance of the inputs used in making the measurements. All financial instruments measured at fair value are level one, meaning fair value is determined from quoted prices in active markets for identical assets.

Sensitivity Analysis

Interest Rate Risk

The Company has performed sensitivity analysis relating to its exposure to interest rate risk at balance date. This sensitivity analysis demonstrates the effect on the current year results and equity which could result from a change in these risks.

Sensitivity

	30 June 2023	30 June 2022
	\$	\$
Change in Loss		
- Increase in interest rate by 100 basis points	20,904	34,409
- Decrease in interest rate by 100 basis points	(20,904)	(34,409)
Change in Equity		
- Increase in interest rate by 100 basis points	20,904	34,409
- Decrease in interest rate by 100 basis points	(20,904)	(34,409)

	30 June 2023	30 June 2022
	\$	\$
22. Earnings per Share		
a) Reconciliation of earnings to profit or loss:		
Loss for the year	(2,094,288)	(2,154,504)
Loss used to calculate the basic and diluted EPS	(2,094,288)	(2,154,504)
b) Basic and diluted weighted average number of ordinary shares outstanding during the year used in calculating dilutive EPS	96,337,038	65,318,519

23. Commitments

In order to maintain rights of tenure to mining tenements, the Company would have the following discretionary exploration expenditure requirements up until expiry of leases. These obligations, which are subject to renegotiation upon expiry of the leases, are not provided for in the financial statements and are payable:

	30 June 2023	30 June 2022
	\$	\$
Tenement Commitments		
Not longer than one year	789,200	1,010,534
Longer than one year but not longer than five years	2,798,770	3,373,764
Longer than five years	2,862,410	3,531,823
	6,450,380	7,916,121

The Company currently has commitments in excess of cash; however, the Board believes will be able to raise the additional funds to satisfy the commitments for the future.

If the Company decides to relinquish certain leases and/or does not meet these obligations, assets recognised in the statement of financial position may require review to determine the appropriateness of carrying values. The sale, transfer or farm-out of exploration rights to third parties will reduce or extinguish these obligations.

Notes to the financial statements for the year ended 30 June 2023

24. Operating Segments

The Company operates in one segment being exploration in Western Australia, Australia.

25. Contingencies

The directors are not aware of any contingent liabilities or assets as at 30 June 2023.

26. Events after the reporting period

Subsequently after year end the Company entered into an option agreement to acquire 100% of 'New Dawn', an unmined Lithium and Tantalum occurrence, 600m along strike of the established Bald Hill lithium-tantalum operation. The package of tenements adjacent to the Company's Paris Gold Camp, with the expanded aggregate holdings to be renamed the Penzance Project.

The Company paid \$150,000 for the exclusive Option which it may exercise at any time during the period 1 January - 31 January 2024. Upon exercise of the Option, which is conditional upon due diligence by the Company, shareholder approval for issue of relevant consideration shares and performance shares, and any other regulatory approvals ("Conditions"), the Company shall acquire the tenement package on the following terms:

- vi. \$1.5 million cash;
- vii. 15 million Shares ("Consideration Shares"), with 7.5 million of the Consideration Shares escrowed for 6 months;
- viii. 2% Net Smelter Royalty, and
- ix. The issue of 85 million Performance Shares which will be convertible into Shares on satisfaction of certain performance milestones.
- x. Performance based cash payments of up to \$3.0 million, subject to satisfaction of the certain performance milestones.

The acquisition thereof was funded by raising capital of \$4 million at \$0.12 per share.

The Company issued 500,000 unlisted options exercisable at \$0.275 each, expiring on 23 June 2024 and 500,000 unlisted options exercisable at \$0.35 each expiring on 23 June 2025.

The Company issued 700,000 fully paid ordinary shares on 6 September 2023. The reason thereof was 700,000 options expiring 28 December 2023 at an exercise price of \$0.30 was exercised.

The Company issued 62,500 fully paid ordinary shares on 9 September 2023. The reason thereof was 62,500 options at \$0.30 expiring 28 December 2023 was exercised.

The Company issued 23,084,260 fully paid ordinary shares on 19 September 2023.

The Company agreed to pay Ian Finch \$65,000 as per the termination deed on 3 July 2023.

The Company issued 191,210 ordinary fully paid shares on 22 September 2023 due to the exercise of 11,111 options expiring on 7 May 2023 with an exercise price of \$0.25 and 180,099 options expiring 7 May 2026 with an exercise price of \$0.25.

There has been no other matter or circumstance occurring subsequent to the end of the financial year that has significantly affected, or may significantly affect, the operations of the Company, the results of those operations, or the state of affairs of the Company in future financial years other than those disclosed above.

Information required by Australian Stock Exchange Limited and not shown elsewhere in this Annual Report is as follows. The information is provided as at 20 September 2023.

1. Shareholdings

The issued capital of the Company as at 20 September 2023 is:

120,183,798 fully paid ordinary shares

All issued fully paid ordinary shares carry one vote per share.

2. Distribution of Equity Securities

Ordinary Shares (ASX Code: TOR)

Holding Ranges	Total Units	Holders	% Issued Share Capital
1 – 1,000	2,596	21	0.00%
1001 – 5,000	370,127	125	0.31%
5001 – 10,000	893,936	111	0.74%
10001 – 100,000	16,844,548	378	14.02%
100001 Over	102,072,591	202	84.93%
TOTAL	120,183,798	837	100.00%

3. Unmarketable Parcels

There were 28 holders of less than a marketable parcel of ordinary shares.

4. Substantial Shareholders

As at 20 September 2023 the company had no substantial shareholders.

5. Restricted Securities Subject to Escrow

There are currently no restricted securities subject to escrow.

6. Group Cash and Assets

In accordance with Listing Rule 4.10.19, the Group confirms that it has been using the cash and assets for the year ended 30 June 2023 consistent with its business objective and strategy.

Additional Shareholders Information
as at 20 September 2023

7. Top 20 Largest Holders of Listed Securities

	Holder Name	Holding	%
1	MR DARREN CARTER	5,550,000	4.62
2	AUSTRAL PACIFIC PTY LTD	4,600,000	3.83
3	MR PHILLIP RICHARD PERRY	4,489,697	3.74
4	MORGAN STANLEY AUSTRALIA SECURITIES (NOMINEE) PTY LIMITED <NO 1 ACCOUNT>	4,175,000	3.47
5	TURF MOOR PTY LTD	3,866,835	3.22
6	MR TSHUNG HUI CHANG	3,352,500	2.79
7	TWO TOPS PTY LTD	2,750,000	2.29
8	KHE SANH PTY LTD <TRADING NO 1 A/C>	2,200,000	1.83
9	ATKINS SUPERANNUATION FUND PTY LTD <ATKINS SUPER A/C>	1,775,000	1.48
10	ABEH PTY LTD	1,769,166	1.47
11	INJI INVESTMENTS PTY LTD	1,405,000	1.17
12	FAIRBROTHER HOLDINGS PTY LTD	1,400,000	1.16
13	CERTANE CT PTY LTD	2,707,750	2.26
14	BLUE COASTERS PTY LTD	1,350,000	1.12
15	OCEAN REEF HOLDINGS PTY LTD	1,350,000	1.12
16	PERTH SELECT SEAFOODS PTY LTD	1,250,000	1.04
17	BEARAY PTY LTD <BRIAN CLAYTON S/F A/C>	1,242,537	1.03
18	MANDOLIN NOMINEES PTY LTD <TJ COWCHER FAMILY A/C>	1,150,000	0.96
19	MR BARRY FRANCIS CRONIN + MRS KERRY ANNE CRONIN <THE HILLVIEW 52 SUPER A/C>	850,000	0.71
20	FRUS INVESTMENTS PTY LTD	850,000	0.71
	Total Held by top 20 registered shareholders	48,083,485	40.02

8. Unquoted Options

Date	Number	Terms
1/12/2021	12,634,092	\$0.30 Expiring 30 November 2023
20/12/2021	2,250,000	\$0.25 Expiring 22 December 2023
29/06/2022	25,000	\$0.30 Expiring 28 December 2023
29/06/2022	10,462,500	\$0.30 Expiring 28 December 2023
18/02/2022	2,000,000	\$0.30 Expiring 17 February 2023
23/06/2021	3,875,000	\$0.275 Expiring 23 June 2024
23/06/2021	5,500,000	\$0.30 Expiring 23 June 2024
6/07/2023	500,000	\$0.275 Expiring 23 June 2024
6/07/2023	500,000	\$0.35 Expiring 23 June 2025
8/05/2023	13,888,890	\$0.25 Expiring 7 May 2025
Total	51,635,482	

INTEREST IN MINING TENEMENTS as at 20 September 2023

Tenement	Project Name	Registered Holder	Beneficial Interest
M 15/1175	Paris Gold Project	Torque Metals Ltd	100%
M 15/479	Paris Gold Project	Torque Metals Ltd	100%
M 15/480	Paris Gold Project	Torque Metals Ltd	100%
M 15/481	Paris Gold Project	Torque Metals Ltd	100%
M 15/482	Paris Gold Project	Torque Metals Ltd	100%
M 15/496	Paris Gold Project	Torque Metals Ltd	100%
M 15/497	Paris Gold Project	Torque Metals Ltd	100%
M 15/498	Paris Gold Project	Torque Metals Ltd	100%
M 15/1719	Paris Gold Project	Torque Metals Ltd	100%
P 15/5992	Paris Gold Project	Torque Metals Ltd	100%
P 15/6149	Paris Gold Project	Torque Metals Ltd	100%
E 15/1736	Paris Gold Project	Jindalee Resources Ltd*	0%
E 15/1747	Paris Gold Project	Jindalee Resources Ltd*	0%
E 15/1752	Paris Gold Project	Jindalee Resources Ltd*	0%
E 77/2522	Bullfinch	Torque Metals Ltd	100%
E 77/2222	Bullfinch	Torque Metals Ltd	100%
E 77/2251	Bullfinch	Torque Metals Ltd	100%
E 77/2350	Bullfinch	Torque Metals Ltd	100%
E 77/2607	Bullfinch	Torque Metals Ltd	100%

*Jindalee Resources Ltd = first year farm-in earning interest

Torque Metals Limited is the Manager of all Tenements

P: Prospecting Licence

E: Exploration Licence

M: Mineral Licence

For personal use only

For personal use only

ASX:TOR
ACN 621 122 905

W torquemetals.com

T +61 (0) 410 280 809

A Unit 8, 16–18 Nicholson Road, Subiaco WA 6008

P Level 3, 88 William St, Perth, WA 6000

