

A C C E N T
R E S O U R C E S N . L .



ACN 113 025 808

ANNUAL REPORT

**FOR THE YEAR ENDED
30 JUNE 2023**

For personal use only

ACCENT

RESOURCES N.L.



ACN 113 025 808

CONTENTS

Corporate Directory	1
Chairman's Letter	2
Directors' Report	3
Corporate Governance Statement	13
Statement of Profit or Loss and Other Comprehensive Income	20
Statement of Financial Position	21
Statement of Changes in Equity	22
Statement of Cash Flows	23
Notes to the Financial Statements	24
Directors' Declaration	48
Independent Auditor's Report	49
Auditor's Independence Declaration	53
Shareholder Information	54
Summary Resources Statements	56
Competent Persons Statements	57
Schedule of Tenements	58

For personal use only

Directors

Yuzi (Albert) Zhou - Director and Executive
Chairman
Dian Zhou He - Non-Executive Director
and Deputy Chairman
Jun Sheng (Jerry) Liang - Non-Executive Director
Jie (Charlie) You - Non-Executive Director

Company Secretary

Robert Allen

Auditor

RSM Australia Partners
Level 32 Exchange Tower
2 The Esplanade
PERTH WA 6000

Bankers

Bankwest
300 Murray Street, Perth WA 6000

Solicitors

House Legal
86 First Avenue
MT. LAWLEY, WA 6050

Lawton Macmaster Legal Level 9, 40 The Esplanade
PERTH WA 6000

Share Registry

Advanced Share Registry
150 Stirling Highway
NEDLANDS WA 6009

Stock Exchange Listing

Australian Securities Exchange Limited
(Home Branch - Perth)
ASX Code: ACS

Registered Office

Level 9, 250 Queen St
MELBOURNE VIC 3000
Telephone: +61 3 9670 0888

Exploration and Administration Office

Level 2, 72 Kings Park Rd
WEST PERTH WA 6005
Telephone: +61 8 9481 3006

Contacts

Telephone: +61 8 9481 3006
E-mail: admin@accentresources.com.au
Website: www.accentresources.com.au

For personal use only



Dear Shareholder

I am once again pleased to present this 2023 Annual Report of Accent Resources NL

Activities at the Magnetite Range iron ore project again increased substantially. Stage 2 infill drilling and further metallurgical test work were completed. Work to update the Julia resource to JORC 2012 standards is being undertaken. Studies are soon to commence on pit design and mine planning. In conjunction with this work logistics, power supply and water resource studies are planned. The input from these studies will allow financial modelling and feasibility studies.

At the Norseman gold project Stage 2 drilling of 14 RC holes was completed. Further drilling is planned with the aim of expanding the existing gold resource.

Major shareholders Rich Mark and Xingang continue to provide significant financial support. They have reiterated their desire to see the Magnetite Range project come into production as soon as possible.

Yours Sincerely



Yuzi Zhou
Executive Chairman

29 September 2023

For personal use only

ACCENT RESOURCES NL DIRECTORS' REPORT

Your Directors present their report together with the financial statements of Accent Resources NL ("the Company" or "ACS") for the year ended 30 June 2023.

Directors

The Directors in office at the date of this report and at any time during the financial year are as follows. Directors were in office for the entire year unless otherwise stated.

Yuzi (Albert) Zhou – Director and Executive Chairman
Dian Zhou He – Non-Executive Director and Deputy Chairman
Jun Sheng (Jerry) Liang – Non-Executive Director
Jie (Charlie) You – Non-Executive Director

Information on Directors and officers

Yuzi (Albert) Zhou

Director and Executive Chairman – appointed 8 May 2012

Qualifications Bachelor of Engineering, Beijing Science and Technology University

Experience Mr Zhou majored in Metal Physics and graduated from Beijing Science and Technology University with a Diploma of Bachelor of Engineering in 1985. Mr Zhou has comprehensive experience in iron and steel industry, steel products and iron ore marketing and logistics for more than 30 years. Mr Zhou has been acting in current position for +10 years.

Interest in Shares and Options Mr Zhou holds 5,000,000 shares

Other Current Directorships of Listed Companies Nil

Former Directorships of Listed Companies in Last Three Years Nil

Dian Zhou He

Non-Executive Director and Deputy Chairman – appointed 8 May 2012

Qualifications Bachelor of engineering and EMBA, Baotou Iron and Steel University and Huazhong University of Science and Technology

Experience Mr He is the Chairman and President of Xingang Iron and Steel Company Limited ("Xingang Iron and Steel Company") of the Angang Group. He joined Xingang Iron and Steel Company after finishing his mining engineering studies in Baotou Iron and Steel University in 1985 and had further education in Huazhong University of Science and Technology where he was awarded an EMBA in 2005. He has been engaged in mining, iron making, steel production and overall Company management over the last 26 years. Xingang Iron and Steel Company is a leading steel Company in Henan Province of China with more than 6,300 employees and a total annual steel production output of 4.5 million tonnes. Mr He is also the Chairman of Xingang Resources (HK) Ltd ("Xingang Resources"), a subsidiary Company of Xingang Iron and Steel Company established in Hong Kong for Australian business. Xingang Resources is the second largest shareholder in the Company.

Interest in Shares and Options Shareholder of Xingang Resources (HK) Ltd which holds 98,026,518 ordinary shares (21.0%) in Accent Resources NL. Mr He holds 3,000,000 Performance Rights as approved at the 2021 AGM.

For personal use only



Other Current Directorships of Listed Companies Nil

Former Directorships of Listed Companies in Last Three Years Nil

Jun Sheng (Jerry) Liang

Executive Director – appointed 8 July 2009

Qualifications Bachelor of Science and Engineering, Henan Agricultural University

Experience Mr Liang is Managing Director of Rich Mark Development (Group) Pty Ltd. He has 25 years' experience in international trade, including 11 years in COFCO, one of China's largest companies, and 12 years in iron ore and steel trading.

Interest in Shares and Options Controlling shareholder of Rich Mark Development (Group) Pty Ltd which holds 313,245,416 ordinary shares (67.2%) in Accent Resources NL. Mr Liang also holds 3,000,000 Performance Rights as approved at the 2021 AGM

Other Current Directorships of Listed Companies Nil.

Former Directorships of Listed Companies in Last Three Years Nil.

Jie (Charlie) You

Non –Executive Director – appointed 25 February 2021, (previously Alternate Director to Jun Sheng (Jerry) Liang – appointed 8 September 2011)

Qualifications Bachelor of Science, Xiamen University

Experience Mr You joined Xiamen International Trade Group ("ITG") after he graduated from university in 1989 and worked in the international trade side of ITG for ten years. He was also General Manager of two ITG subsidiary companies between 1996 and 2000. Jie You works as a marketing manager for Rich Mark Development (Group) Pty Ltd (a bulk commodities Company).

Interest in Shares and Options Mr You holds 500,000 shares.

Other Current Directorships of Listed Companies Nil.

Former Directorships of Listed Companies in Last Three Years Nil.

Robert Allen

Company Secretary – appointed 1 July 2013

Qualifications Bachelor of Science (RMIT University) and Bachelor of Business, (Macquarie University)

Experience Mr Allen commenced his career as an exploration geologist. Since the early 1980's he has had over 35 years' experience in stockbroking, resources finance and banking, trading and risk management. He also has had roles as CFO and Company Secretary and Director of an ASX listed Company.

Interest in Shares and Options Mr Allen holds 400,000 shares

For personal use only

Meeting of Directors

During the year, one meetings of directors was held. Attendances were:

Directors	Number Eligible to Attend	Number Attended
Jun Sheng (Jerry) Liang	1	1
Dian Zhou He	1	1
Yuzi (Albert) Zhou	1	1
Jie (Charlie) You	1	1

Principal Activities

The principal activities of the Company entity during the financial year was the exploration and evaluation of mineral deposits.

Results of Operations

The net loss of the Company after income tax for the year amounted to \$3,067,359 (2022: \$2,261,669).

Dividends

No dividend has been paid or declared by the Company up to the date of this report. The Directors do not recommend that any amount be paid by way of dividend.

Review of Operations

The Company continues to assess investment opportunities and projects for acquisition or development. A summary of the Company's investments and projects are provided here.

For personal use only

1. Projects

Accent Resources NL 'The Company' is the 100% owner of the Magnetite Range project 'MRP' located approximately 350 km north northeast of Perth and the Norseman gold project located approximately 5 km southeast of Norseman (Figures 01-04). Principal activities during the financial year include heritage and environmental field surveys, geological mapping, RCP drill programs over both project areas, desktop WAMEX review and high level conceptual mine planning.

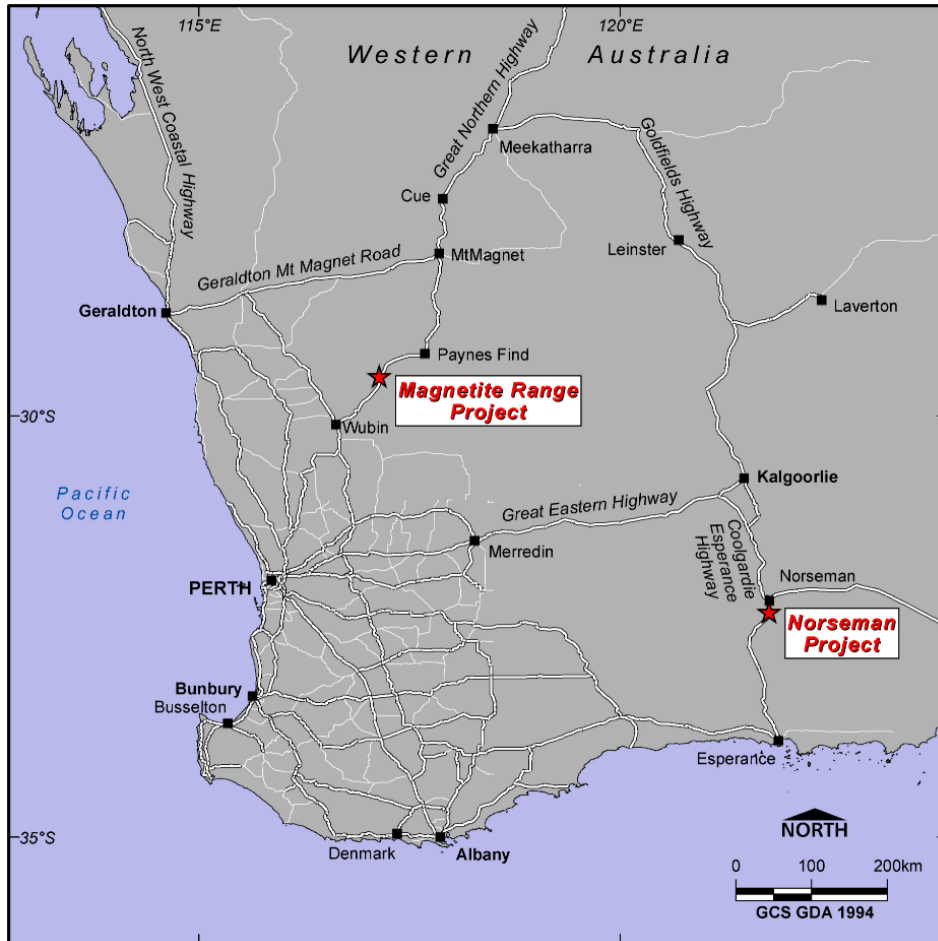


Figure 01 - Magnetite Range Project – Location Map

Highlights include:

Magnetite Range Project (MRP)

- Phase II RCP drilling was completed during the reporting period over M59/764 and M59/166 (Julia and Robb prospects). A total of 61 RC drill holes were completed in October 2022 for 6,732m. A total of 3659 samples including field duplicates, standards and blanks final samples were submitted to the labs on 6th October 2021, final head assays and DTR results have been received.
- Metallurgical and Resource Davis Tube Recovery (DTR) test work (2021 RCP) Program 1 and 2 and (2022 RCP) Program 3 were submitted and preliminary results have been received
- Tenement applications submitted during the reporting period include E59/2666, E59/2423, E59/2686
- Tenement applications granted during the reporting period including E59/2666, E59/2686, E59/2719, E59/2423 and L59/197
- Tenement applications withdrawn during the reporting period include E59/2664, E59/2668, E59/2757, E59/2758 and E59/2759

For personal use only

- A field mapping project was completed over M59/764, M59/166, E59/875, E59/2686, E59/2303, E59/2423, E59/2043, E59/2666 and E59/2719
- MRP whole area spring flora and fauna level II surveys were completed over target areas defined as Area A, B (access track only), C, D during November 2022, final reporting is pending;
- MRP whole area heritage clearance surveys were completed over target areas defined as Area A, B (access track only), C, D and E during May 2023, final report is pending;
- An updated JORC 2012 compliant resource update has commenced over the MRP Project area;

The Company has continued to focus on the Magnetite Range Project Julia-Robb Prospect during the reporting period. Hematite Hill and other priority targets have had environmental and heritage field surveys completed over them as the next stage of targeting. The Company continues to concentrate on the identification of investment opportunities in the resources sector and are successfully targeting tenure and projects which are aligned with corporate strategy.

Norseman Gold Project (NGP)

- Infill 2022 RCP drilling (14 drillholes) has been completed and assays returned
- Environmental work clearance surveys were completed during the reporting period over planned RCP 2022;
- Rehabilitation of all drill sites have been completed;
- A WAMEX review has been completed over the project area, prioritised historical data will be digitised and used in updated geological modelling

The Company remains committed to both projects and will continue to seek ways of progressing development in the future.

MAGNETITE RANGE IRON ORE PROJECT (ACS 100%)

The Company's wholly owned Magnetite Range Project is located in the Midwest region of Western Australia, immediately adjacent to the Extension Hill iron ore mine, and contains a total JORC resource of 434.5 Mt at 31.4% Fe at 15% weight recovery cut off, as announced to the ASX on 28 November 2012.

Mining Lease application M59/764 was submitted on the 18th December 2020 for a total area of 1658Ha and was granted on the 11th August 2021. M59/764 is a partial conversion of the existing E59/875 over the Julia Resource area. Accent has retained 100% of the remaining portion of E59/875. Several tenement applications were granted during the reporting period including E59/2666 (01/07/2022), E59/2686 (02/09/2022), E59/2423 (12/09/2022) L59/197 (30/09/2022) and E59/2719 (24/10/2022). Refer Schedule of Tenements Table

An RCP infill drill program commenced on 16th September 2022 and concluded on 16th October 2022 over the Magnetite Range Project Julia Prospect. **(Refer Fig 02)** A total of 61 RCP infill drill holes for a total of 6732m (MGRC0153 – MGRC0213) were completed. Four batches of assays were dispatched to the labs for XRF analysis between 5th October and 2nd November 2022. Final head assays for the 2022 RCP drill program were submitted to Bureau Veritas Laboratories for iron suite XRF analysis, received during March 2023 and reported in a separate ASX announcement title "*Magnetite Range Project – Exploration update*" dated 24th March 2023.

The 2022 RCP drill holes were designed to:

- Infill phase one 2021 RC drilling;
- Examine potential for depth continuity below existing drilling along strike;
- Test any lateral extension drilling further NW and along strike;
- Increase confidence in geological grade modeling and
- To support an updated Mineral Resource Estimate 'MRE' of the Julia deposit

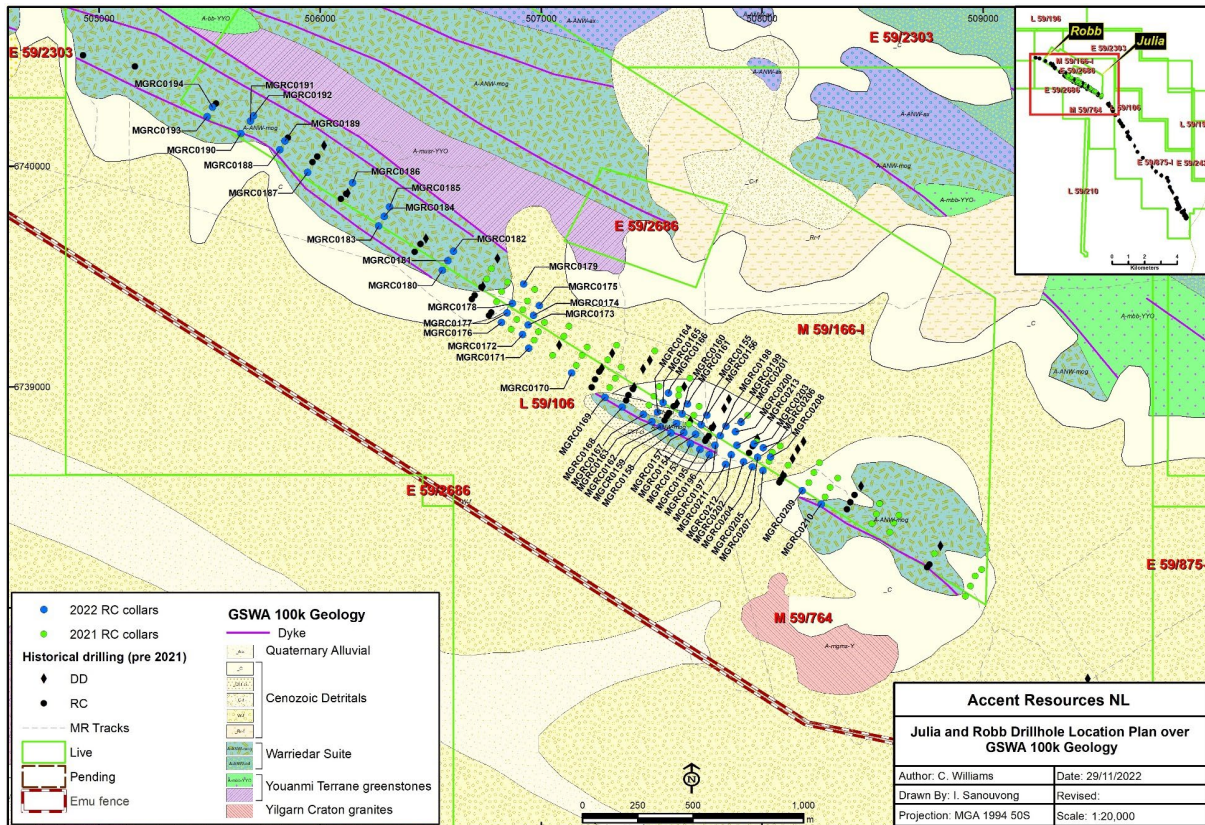


Figure 2 – Julia and Robb drilling overlying GSWA 1:100K geological mapping

An update to the geology model and current resource estimate over the whole Magnetite Range Project has commenced and is ongoing.

Three Metallurgical Davis Test programs have been completed across the Julia and Robb Prospect areas. Samples were processed from Upper and Lower BIF units with inclusion of Oxide, Transition and Fresh zones.

Programs one (10) and two (332) used RC drill samples recovered from Julia deposit from the 2021 RCP drilling program. Program one (10) was aimed at confirming the grind size to be used for the RC DTR samples in program two. Program two consisted of 332 composite RC 2021 drill samples from across the Julia resource area.

MET CompositeID	Drill hole	Resource Domain	DTR Composite		
			Length (m)	m From	m To
13-MET	MGRC106	Lower BIF	4	58	62
15-MET	MGRC106	Lower BIF	4	66	70
29-MET	MGRC107	Upper BIF	4	66	70
119-MET	MGRC141	Lower BIF	4	124	128
141-MET	MGRC101	Lower BIF	4	52	56
146-MET	MGRC101	Lower BIF	4	72	76
149-MET	MGRC102	Upper BIF	4	30	34
157-MET	MGRC102	Lower BIF	4	88	92
306-MET	MGRC099	Lower BIF	4	96	100
314-MET	MGRC100	Upper BIF	4	116	120

Table 1 – MET Test Work – Magnetite Range Project Julia deposit area – Program 1

For personal use only

Drill hole	Northing MGA94-51	Easting MGA94-51	ZONE 1		ZONE 2		ZONE 3		No. of DTR Composites
			m From	m To	m From	m To	m From	m To	
MGRC106	6738831	507669	2	30	38	106			24
MGRC107	6738870	507691	50	70	84	148			21
MGRC144	6738911	507714	92	124	130	202			26
MGRC103	6738917	507487	40	100					15
MGRC104	6738956	507511	20	60	78	142			26
MGRC141	6739001	507534	88	112	124	192			23
MGRC101	6738996	507310	32	80					12
MGRC102	6739038	507336	26	50	76	124			18
MGRC145	6739089	507361	72	96	140	176			15
MGRC127	6738871	507934	150	170	186	250			21
MGRC115	6739097	507158	18	40	48	78			14
MGRC116	6739143	507185	22	90	102	122			22
MGRC117	6739180	507208	68	128	138	158			20
MGRC119	6739210	506968	10	42	54	74			13
MGRC120	6739249	506987	42	82	92	108			14
MGRC121	6739291	507016	88	128	136	152			14
MGRC099	6738566	508212	62	82	88	124			14
MGRC100	6738611	508234	112	148	166	170			10
MGRC140	6738656	508260	156	180	186	198	214	218	10
Total Holes (19)									332

Table 2 – MET Test Work – Magnetite Range Project Julia deposit area – Program 2

Program three comprised two separate submissions recovered from the 2022 RCP drilling program. The first submission (70) was from the drilling over Julia deposit, the second submission (101) was from drilling over Robb deposit. Both submissions were processed at Bureau Veritas labs and included Satmagan analysis.

Drill Hole ID	GDA94 Zone 50			Interval		Interval		Interval		DTR Met Test Work Number of composites
	Eastings	Northing	Deposit	From (m)	To (m)	From (m)	To (m)	From (m)	To (m)	
MGRC153	507674	6738746	Julia	0	48					12
MGRC154	507695	6738784	Julia	12	86					19
MGRC157	507643	6738788	Julia	2	60					15
MGRC159	507611	6738835	Julia	16	84					18
MGRC162	507534	6738825	Julia	20	44					6
MGRC180	506550	6739527	Robb	12	24	26	54			10
MGRC181	506576	6739570	Robb	44	60	68	96			11
MGRC182	506600	6739611	Robb	54	104	120	136			17
MGRC183	506270	6739722	Robb	42	60					5
MGRC184	506295	6739767	Robb	38	70	72	96			15
MGRC185	506320	6739808	Robb	80	104	110	130			11
MGRC187	505940	6739974	Robb	16	24	36	48	50	54	6
MGRC188	505821	6740080	Robb	8	28	32	48			9
MGRC189	505840	6740110	Robb	24	32	42	72			10
MGRC193	505485	6740224	Robb	4	32					7
Total Holes (15)										Total number of composites 171

Table 3 – MET Test Work – Magnetite Range Project Julia deposit area – Program 3

Program two and three were able to produce high iron grade concentrates with an average reported between 60-70% Fe and mass yields averaging between 21 -38%. Silica showed good liberation in both zones with the upper zone concentrates averaging 1.8% SiO2 and the lower zone averaging 1.6% SiO2 in concentrate. Sulphur remains elevated in some concentrates and will continue to be the focus of the next stage of work.

The DTR test work found the weathering profile at Julia to exhibit a normal response with increasing mass yield from the oxide zone through transition and into fresh material. Satmagan analysis was completed on selected samples and showed a strong linear relationship to Davis Tube mass yield across all zones and BIF units.

Phase one and two RCP drilling over the Julia- Robb prospects resulted in an approx. grid coverage of 50m(N) x 50m(E) over the main Julia resource area and 150m(E) x 50m(N) over Robb prospect. Drill holes were designed angled to the south (local grid) at 50° to 65° inclinations to intersect the BIF at a high angle and optimize spacing between drillholes. This drilling has increased confidence in grade continuity and domaining and depth potential of the existing resource. Geology and Resource modelling over the entire trend has commenced.

Environmental Consultants completed level II environmental flora and fauna field surveys over target areas A, B (access track only) C and D during November 2022, final reporting and recommendations are pending. Target Areas B and E will be surveyed next field season. (Refer Fig 03)

Heritage Link completed a whole area ethnographic and archaeological survey over target areas A, B access track only, C, D and E. The surveys took place over two 2-week campaigns by Badimia Native Title representatives and Archaeological consultancy. The first campaign commenced on the 17th April 2023 and the second campaign commenced on 15th May 2023, final report is pending. Area B main area will be considered during the next field campaign work. Final reporting and recommendations are pending. (Refer Fig 03)

For personal use only

For personal use only

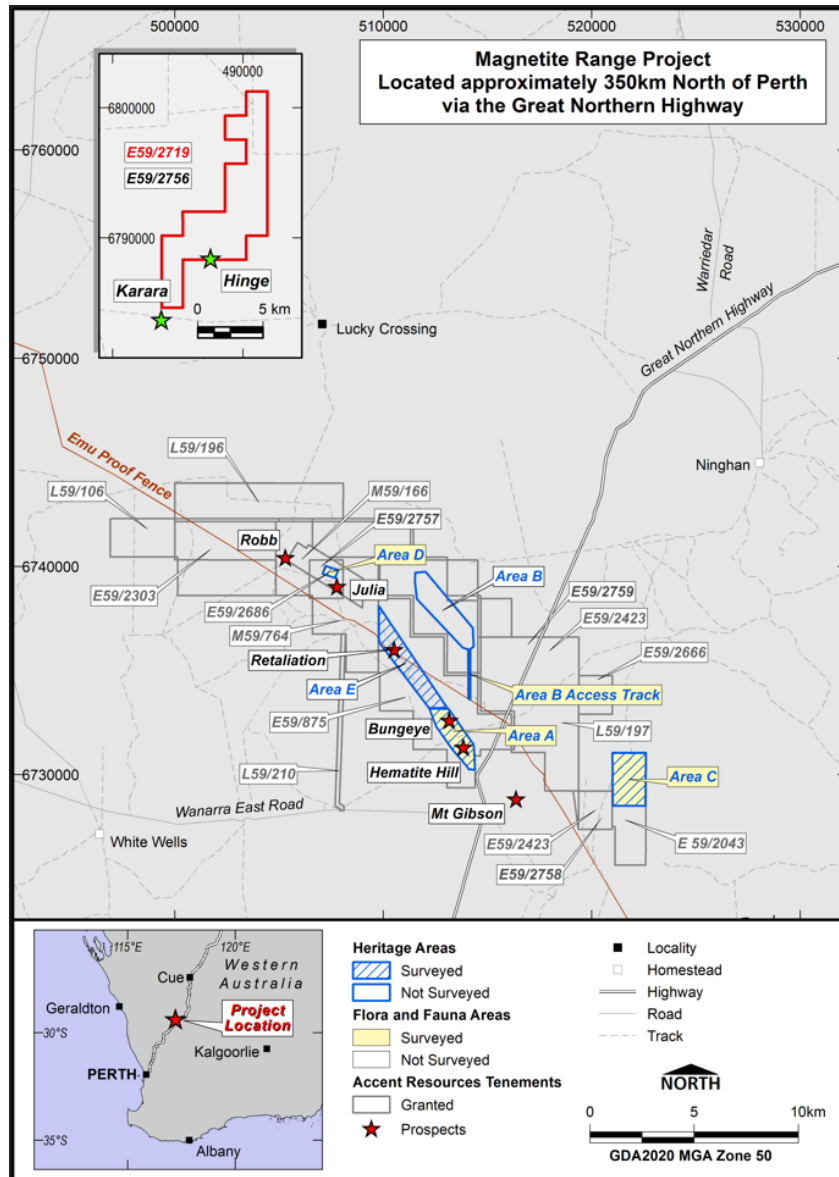


Figure 3 – Magnetite Range Field Survey Activities Map for period ending 30th June 2023

A 1:5K geological mapping survey was completed during the reporting period over the MRP project including tenements M59/166, M59/764, E59/875, E59/2303, E59/2423, E59/2043, E59/2666, E59/2686 and E59/2719 final report and geology map has been received and will be consolidated into the new geology and resource modelling across the project.

Hydrogeological and Environmental consultants completed a 3-day site assessment visit between 27th -29th March 2023. This initial field investigation was completed to obtain information on groundwater in the BIF including groundwater levels and salinity. A hydrogeological assessment report containing data and results of the field trip over MRP is pending.

Further work planned for the next reporting period includes project wide logistics and strategic studies, 2022 DTR data review and further MET test work selections, completion of geology model updates, WAMEX review and scoping other relevant project studies. Exploration drill design for 2023-2024 infill drilling, located between Hematite Hill and Julia prospects and other highlighted exploration target areas are continuing,

NORSEMAN GOLD PROJECT (ACS 100%)

The Norseman Gold Project occurs within a strongly mineralized portion of the southern Norseman-Wiluna greenstone belt and is located 5km south of the Norseman town site. A JORC 2004 Code Mineral Resource for Iron Duke and Surprise deposits of 1,039,400 tonnes @ 1.8 g/t Au for 59,500 ounces (99 percentile upper cut, 1.0 g/t Au lower cut off) was announced to the ASX on 26 November 2012. Over 70-80% of the resource is shallow, within 50m of surface.

Exploration RCP infill drill targeting has been completed. A total of 14 RCP drill holes (NSRC015-028) were completed for 2066m over the Norseman gold project during August 2022 over tenements M63/657 and P63/2052. Samples were submitted for gold analysis by fire assay (FA50/OE04) to Intertek analytical laboratories in Kalgoorlie and received September 2022. (Refer Fig 04)

The drill holes were designed to:

- Test any lateral extension drilling between the Surprise and Iron Duke resources
- Examine potential for depth continuity below the Surprise Mineral resource and
- Identify the source of the geophysical magnetic low to the west of Surprise targeting northern extensions to the mineralisation at Lady Mary

A review of the data will focus on updating the geological model to assist future drill targeting and assist a planned mineral resource estimate MRe update. Rehabilitation civil works have been completed.

Exploration results have been reported in a separate ASX announcement titled "Drilling confirms extensions to Gold Mineralisation at the Norseman Project" dated 26th October 2022.

For personal use only

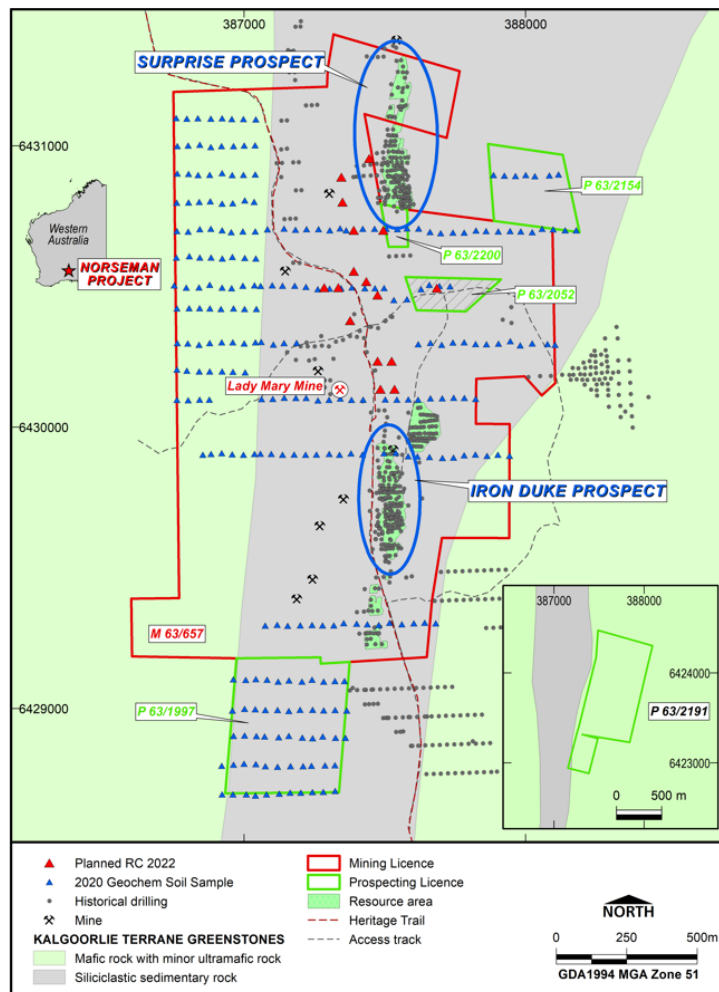


Figure 04 – Norseman Project Activities Map for year ending 30 June 2022

Financial Position

At 30 June 2023, the Company was in a net asset position of \$3,382,479 (2022: net asset position of \$1,737,020). Full details of the financial position of the Company can be found in the Financial Statements section within this Annual Report.

Significant Changes in State of Affairs

In the opinion of the directors there were no significant changes in the state of affairs of the Company that occurred during the financial year under review

After Balance Date Events

Subsequent to the end of the financial year, the Company is scheduled to draw down the final \$1.5 million of the \$3m loan with Rich Mark Development (Group) Pty Ltd by 30 September 2023. The loan is unsecured and subject to interest at 3.0% pa which accrues six monthly and is payable along with the principle at maturity. The loan matures on 19 June 2028.

Apart from the matter above, no other matter or circumstance has arisen since 30 June 2023 that has significantly affected, or may significantly affect the company's operations, the results of those operations, or the company's state of affairs in future financial years.

Future Developments, Prospects and Business Strategies

The Company intends to continue to pursue its goals of identification of investment opportunities in the resources sector and development of existing projects.

Environmental Issues

The Company is aware of its environmental obligations with regards to its exploration activities and ensures that it complies with all regulations when carrying out any exploration work.

For personal use only

Shares Under Option/Performance Rights

There are no unissued ordinary shares of the Company under option at the date of this report. No share options were granted during the financial year.

There are 6,000,000 unissued ordinary shares of the Company under performance rights at the date of this report.

Shares issued on the exercise of Option/Performance Rights

During the year, 7,100,000 shares were issued during the year ended 30 June 2023 and up to the date of this report on the exercise of performance rights granted.

Proceedings on Behalf of the Company

No person has applied to the Court under section 237 of the *Corporations Act 2001* for leave to bring proceedings on behalf of the Company, or to intervene in any proceedings to which the Company is a party, for the purpose of taking responsibility on behalf of the Company for all or any part of those proceedings.

No proceedings have been brought or intervened in on behalf of the Company with leave of the Court under section 237 of the *Corporations Act 2001*.

Indemnification and Insurance of Officers

In accordance with the constitution, except as may be prohibited by the *Corporations Act 2001* every Officer of the Company shall be indemnified out of the property of the Company against any liability incurred by him in his capacity as Officer, auditor or agent of the Company or any related corporation in respect of any act or omission whatsoever and howsoever occurring or in defending any proceedings, whether civil or criminal. Accordingly, the Company has in place Directors and Officers Insurance and the total amount of insurance contract premiums paid was \$15,640 (2022: \$14,550).

Indemnity and insurance of auditor

The company has not, during or since the end of the financial year, indemnified or agreed to indemnify the auditor of the company or any related entity against a liability incurred by the auditor.

During the financial year, the company has not paid a premium in respect of a contract to insure the auditor of the company or any related entity.

Auditor's Independence Declaration

The auditor's independence declaration for the year ended 30 June 2023 has been received and is included within the Financial Statements.

Non-audit Services

The Board of Directors is satisfied that the provision of non-audit services during the period is compatible with the general standard of independence for auditors imposed by the *Corporations Act 2001*.

No fees for non-audit services were paid/payable to the external auditors during the year ended 30 June 2023 (2022: nil).

Officers of the company who are former partners of RSM Australia Partners

There are no officers of the Company who are former partners of RSM Australia Partners.

Auditor

RSM Australia Partners continues in office in accordance with section 327 of the *Corporations Act 2001*.

Corporate Governance

In recognising the need for the highest standards of corporate behaviour and accountability, the Directors of Accent Resources NL support and adhere to the principles of corporate governance. The Company's Corporate Governance Statement is contained in the subsequent section of this report and on its website at www.accentresources.com.au.

Remuneration Report (Audited)

The Remuneration Report is set out under the following main headings:

- A Directors and Key Management Personnel
- B Principles Used to Determine the Nature and Amount of Remuneration
- C Service Agreements
- D Details of Remuneration
- E Share-based Compensation
- F Equity Instrument Disclosures Relating to Key Management Personnel
- G Other Transactions

The information provided in this Remuneration Report has been audited as required by section 308 (3C) of the *Corporations Act 2001*.

Voting and Comments made at the Company's 2022 Annual General Meeting

The Company received 100% of "yes" votes on its remuneration report for the 2022 financial year.

A. Directors and Key Management Personnel

The remuneration arrangements detailed in this report relate to the following Directors and key management personnel as per the below. The term 'key management personnel' refers to those persons having authority and responsibility for planning, directing and controlling the activities of the Company, directly or indirectly, including any director (whether executive or otherwise) of the Company.

Yuzi (Albert) Zhou – Director and Executive Chairman
Dian Zhou He – Non-Executive Director and Deputy Chairman
Jun (Jerry) Sheng Liang – Non-Executive Director
Jie You – Non-Executive Director
Robert Allen – Company Secretary

All directors and key management personnel held their roles for the entire year.

B. Principles Used to Determine the Nature and Amount of Remuneration

The Board recognises that Accent Resources NL operates in a global environment. To prosper in this environment we must attract, motivate and retain key executive staff.

In determining competitive remuneration rates, the Board, acting in its capacity as the remuneration committee, seeks independent advice on local and international trends among comparative companies and the mining and exploration sector generally. It examines terms and conditions for employee incentive schemes benefit plans and share plans. Independent advice may be obtained to confirm that executive remuneration is in line with market practice and is reasonable in the context of Australian executive reward practices.

No remuneration consultants were utilised in the current year to determine remuneration.

Board Remuneration

Shareholders approve the maximum aggregate remuneration for Non-Executive Directors. The Board determines actual payments to directors and reviews their remuneration annually.

Performance-based Remuneration

At this stage of the Company's life cycle and being an exploration Company, there are no remuneration policies which link remuneration to Company performance. The only performance requirements relate to service conditions.

The principles supporting our remuneration policy are that:

- Reward reflects the competitive global market in which the Company operates.
- Remuneration arrangements are equitable and facilitate the development of senior management across the Company.

The tables below set out summary information about the Company's movements in shareholder wealth for the five years to 30 June 2023:

	30 June 2023	30 June 2022	30 June 2021	30 June 2020	30 June 2019
	\$	\$	\$	\$	\$
Other revenue	25,798	3,893	52,652	55,562	12,762
Net loss before tax	(3,067,359)	(2,261,669)	(2,201,453)	(2,018,997)	(2,758,530)
Net loss after tax	(3,067,359)	(2,261,669)	(2,201,453)	(2,018,997)	(2,758,530)

	30 June 2023	30 June 2022	30 June 2021	30 June 2020	30 June 2019
	\$	\$	\$	\$	\$
Share price at end of year	0.011	0.046	0.050	0.005	0.006
Basic earnings per share	(0.65)	(0.49)	(0.64)	(1.12)	(1.52)

No dividends have been declared.

C. Service Agreements

Employment Contracts of Directors and Senior Executives

The Executive Chairman, Mr Yuzi (Albert) Zhou, has an ongoing arrangement with the Company which was put in place with effect on 1 July 2014. Mr Zhou receives a salary of \$185,000 (excluding superannuation) per annum and either party may terminate this agreement at any time by giving a three month's written notice.

The Non-Executive Directors and Company Secretary have been appointed on an ongoing basis and have no retirement benefit allowances (neither current nor accrued), and the Company has no obligations to Directors upon their cessation from office.

There are no additional employment contracts relating to Directors or the Company Secretary other than what is outlined above.

D. Details of Remuneration

The remuneration for each Director and other members of key management personnel during the year was as follows:

2023 Key Management Personnel	Short-term Benefits			Long-Term Benefits		Share based Payment		Total	Performance Related
	Salary & Fees	Non- cash benefit	Other	Post employment benefits	Long Service Leave	Equity	Perform ance rights ²		
	\$	\$	\$	\$	\$	\$	\$		
Dian Zhou He	55,000	-	-	-	-	-	55,000	110,000	50.00
Jun Sheng (Jerry) Liang	36,000	-	-	3,779	-	-	55,000	94,779	58.01
Yuzi (Albert) Zhou	184,800	-	-	19,404	6,769	-	131,849	342,822	38.87
Robert Allen	27,500 ¹	-	-	-	-	-	14,299	41,799 ²	50.98
Jie (Charlie) You	25,000	-	-	2,625	-	-	13,185	40,810	32.31
	328,300	-	-	25,808	6,769	-	269,333	630,210	

2022 Key Management Personnel	Short-term Benefits			Long-Term Benefits		Share based Payment		Total	Performance Related
	Salary & Fees ¹	Non- cash benefit	Other	Post employment benefits	Long Service Leave	Equity	Perform ance rights ²		
	\$	\$	\$	\$	\$	\$	\$		
Dian Zhou He	55,000	-	-	-	-	-	28,604	83,604	34.21
Jun Sheng (Jerry) Liang	36,164	-	-	3,616	-	-	28,604	68,384	41.83
Yuzi (Albert) Zhou	184,800	-	-	18,480	3,119	-	143,151	349,550	40.95
Robert Allen	37,390 ¹	-	-	-	-	-	8,101	45,491 ²	17.81
Jie (Charlie) You	25,000	-	-	2,500	-	-	14,315	41,815	34.23
	338,354	-	-	24,596	3,119	-	222,775	588,844	

¹ Mr Robert Allen invoices the Company as a contractor for his services.

² The value of rights granted to key management personnel as part of their remuneration is calculated at the grant date based on the share price at that date. The amount disclosed as part of remuneration for the year have been determined by allocating the grant date value on a straight-line basis over the period from grant date to vesting date.

E. Share-based Compensation

Share-based Compensation – Key Management Personnel

There is no share options or performance rights issued to key management personnel in the current year.

Shares Issued Upon Exercise of Remuneration Options / Performance Rights

No shares have been issued upon exercise of options granted as compensation in prior years to key management personnel.

Below are the performance rights issued to key management personnel in prior year and its vesting status:

	Number Granted	Number Vested and exercised	Forfeited	% Vested	Vesting period
	No.	No.	No.		
Dian Zhou He	3,000,000	-	-	-	36 months
Jun Sheng (Jerry) Liang	3,000,000	-	-	-	36 months
Yuzi (Albert) Zhou	-	5,000,000	-	100	12 months
Robert Allen	-	400,000	-	100	12 months
Jie You	-	500,000	-	100	12 months
	6,000,000	5,900,000	-		

No consideration to be paid for any of the above rights to be exercised.

F. Equity Instrument Disclosures Relating to Key Management Personnel

- (i) Options /Performance Rights provided as remuneration and shares issued on any exercise of such options.

No share options or performance rights were granted to Key Management Personnel as remuneration during the financial year.

There are no options and performance rights on issue.

- (ii) Share holdings

The number of ordinary shares in the Company held during the financial year by each Director and any other Key Management Personnel of the Company, including related parties, are set out below.

30 June 2023	Balance at beginning of year	Received as Compensation	Net Change Other	Balance at end of year
	No.	No.	No.	No.
Dian Zhou He	98,026,518	-	-	98,026,518
Jun Sheng (Jerry) Liang	313,245,416	-	-	313,245,416
Yuzi (Albert) Zhou	-	-	5,000,000	5,000,000
Jie (Charlie) You	-	-	500,000	500,000
Robert Allen	-	-	400,000	400,000
	411,271,934	-	5,900,000	417,171,934

(iii) Performance rights holdings

The number of performance rights in the Company held during the financial year by each Director and any other Key Management Personnel of the Company, including related parties, are set out below.

30 June 2023	Balance at beginning of year	Received as Compensation	Vested and exercised	Balance at end of year
	No.	No.	No.	No.
Dian Zhou He	3,000,000	-	-	3,000,000
Jun Sheng (Jerry) Liang	3,000,000	-	-	3,000,000
Yuzi (Albert) Zhou	5,000,000	-	(5,000,000)	-
Jie (Charlie) You	500,000	-	(500,000)	-
Robert Allen	400,000	-	(400,000)	-
	11,900,000	-	(5,900,000)	6,000,000

G. Other Related Party Transactions

(a) Loans from Related Parties

The loans from Rich Mark Development (Group) Pty Ltd and Xingang Resources (HK) Ltd were converted to a convertible note on 23 December 2021, following shareholder approval at the AGM on 22 December 2021, with a subscription price of \$4,848,981 and \$4,500,778 respectively. Details of the convertible note have been disclosed in Note 16.

The Company also signed a new loan agreement with Rich Mark Development (Group) Pty Ltd on 19 November 2021 for \$7,500,000. The loan is available for drawdown in 6 tranches through to 31 March 2023. The loan is unsecured and subject to interest of 2.2%, which accrues six monthly and is payable along with the principal at maturity and matures on 30 November 2026. During the current period, the Company drew down \$4,000,000 of this loan. Rich Mark Development (Group) Pty Ltd have the option to convert the principal and interest in part or whole into Company shares. This will be subject to ASIC and ASX regulations, an independent expert report and shareholder approval.

The Company also signed a new loan agreement with Rich Mark Development (Group) Pty Ltd on 18 August 2022 for \$3,000,000. The loan is available for drawdown in 3 tranches through to 30 June 2023. The loan is unsecured and subject to interest of 2.2%, which accrues six monthly and is payable along with the principal at maturity and matures on 31 December 2028. During the current period, the Company drew down \$3,000,000 of this loan. Rich Mark Development (Group) Pty Ltd have the option to convert the principal and interest in part or whole into Company shares. This will be subject to ASIC and ASX regulations, an independent expert report and shareholder approval.

The Company also signed a new loan agreement with Rich Mark Development (Group) Pty Ltd on 15 February 2023 for \$3,000,000. The loans is available for drawdown in 2 tranches through to 30 September 2023. The loan is unsecured and subject to interest of 3.0%, which accrues six monthly and is payable along with the principal at maturity and matures on 19 June 2028. During the current period, the Company drew down \$1,500,000 of this loan. Rich Mark Development (Group) Pty Ltd have the option to convert the principal and interest in part or whole into Company shares. This will be subject to ASIC and ASX regulations, an independent expert report and shareholder approval.

For personal use only

Borrowings

Party	Description	Balance as at 30 June 2023 \$
Xingang Resources (HK) Ltd.	Convertible Note	3,754,506
Rich Mark Development (Group) Pty Ltd	Convertible Note	4,027,046
	Loan 7	4,305,251
	Loan 8	1,284,178
	Loan 9	725,288

Shareholder Contribution

Party	Description	Balance as at 30 June 2023 \$
Rich Mark Development (Group) Pty Ltd	Loan 7	3,461,469
	Loan 8	1,763,238
	Loan 9	778,351

As at 30 June 2023, there is accrued interest owing to Rich Mark Development (Group) Pty Ltd of \$326,579 and Xingang Resources (HK) Ltd of \$171,044 included in borrowings.

(b) Transactions with Related Parties

The Company also pays rent of \$500 and \$200 in outgoings per month for the lease of the Melbourne office from Rich Mark Development (Group) Pty Ltd totalling \$8,400. The Company also pays rent of \$4,185 per month for the lease of the West Perth Office from Rich Mark Development (Group) Pty Ltd totalling \$50,220. Both arrangements are not at arm's length.

Transactions with Arthur Zhou amounted to \$47,161.

There are no other related party transactions.

End of the Audited Remuneration Report

Signed in accordance with a resolution of the Board of Directors made pursuant to s.298(2)(a) of the *Corporations Act 2001*.

Yuzi Zhou
Executive Chairman
Dated this 29th day of September 2023

ACCENT RESOURCES NL
STATEMENT OF PROFIT OR LOSS AND OTHER COMPREHENSIVE INCOME
FOR THE YEAR ENDED 30 JUNE 2023



	Note	2023 \$	2022 \$
Other income	3(a)	25,798	3,893
Administration expenses		(747,860)	(728,097)
Depreciation	3(d)	(42,170)	(47,068)
Occupancy expenses		(69,382)	(64,323)
Directors' fees		(337,069)	(338,917)
Finance costs	3(e)	(1,841,651)	(1,045,336)
Other expenses		(46,814)	(31,683)
Impairment of exploration expenditure	9	(8,211)	(10,138)
Loss before income tax expense from continuing operations		(3,067,359)	(2,261,669)
Income tax expense	5(a)	-	-
Loss for the year attributable to members of the Company		(3,067,359)	(2,261,669)
Items that will not be reclassified subsequently to profit or loss			
Total other comprehensive income		-	-
Total comprehensive loss for the year		(3,067,359)	(2,261,669)
Total comprehensive loss attributable to members of the Company		(3,067,359)	(2,261,669)
		Cents Per Share	Cents Per Share
Basic and diluted loss per share from continuing operations	4	(0.65)	(0.49)

The accompanying notes form part of these financial statements.

For personal use only



ACCENT RESOURCES NL
STATEMENT OF FINANCIAL POSITION
AS AT 30 JUNE 2023



	Note	2023 \$	2022 \$
ASSETS			
Current Assets			
Cash and cash equivalents	6	7,790,130	3,008,482
Other receivables and other assets	7	30,473	128,587
Total Current Assets		7,820,603	3,137,069
Non-Current Assets			
Property, plant and equipment and right-of-use asset	8	625,168	514,444
Exploration and evaluation assets	9	9,852,279	6,758,677
Total Non-Current Assets		10,477,447	7,273,121
Total Assets		18,298,050	10,410,190
LIABILITIES			
Current Liabilities			
Trade and other payables	11	275,375	152,301
Provisions for employee entitlements	12	361,293	269,159
Lease liabilities	10	6,950	39,536
Total Current Liabilities		643,618	460,995
Non-Current Liabilities			
Borrowings	13	6,314,278	1,646,914
Convertible loan notes	16	7,722,198	6,459,180
Provisions for employee entitlements	12	-	16,798
Lease liabilities	10	235,477	89,283
Total Non-Current Liabilities		14,271,953	8,212,175
Total Liabilities		14,915,571	8,673,170
NET ASSETS		3,382,479	1,737,020
EQUITY			
Contributed equity	14	37,918,317	33,665,126
Financial assets reserves	15	-	-
Shareholders contribution	20	6,003,058	6,528,807
Convertible note reserve	16	3,364,304	2,299,059
Share based payment reserve	24	167,712	247,581
Accumulated losses		(44,070,912)	(41,003,553)
TOTAL EQUITY		3,382,479	1,737,020

The accompanying notes form part of these financial statements.

For personal use only



ACCENT RESOURCES NL
STATEMENT OF CHANGES IN EQUITY
FOR THE YEAR ENDED 30 JUNE 2023



	Note	Contributed Equity \$	Accumulated Losses \$	Financial Assets Reserve \$	Convertible Note Reserve \$	Shareholder Contribution \$	Share Based Payment Reserve \$	Total Equity \$
Balance at 30 June 2021		33,665,126	(37,981,884)	(760,000)	-	6,512,607	-	1,435,849
Comprehensive Income								
Loss for the year		-	(2,261,669)	-	-	-	-	(2,261,669)
Transfer of investment revaluation reserve upon disposal of investments in equity instruments designated at FVOCI		-	(760,000)	760,000	-	-	-	-
Total comprehensive loss for the year		-	(3,021,669)	760,000	-	-	-	(2,261,669)
Transactions with owners in their capacity as owners								
Contribution from shareholder on convertible note	16,13	-	-	-	-	(2,032,735)	-	(2,032,735)
Contribution from shareholder on borrowings	13	-	-	-	-	2,048,935	-	2,048,935
Share based payments	24	-	-	-	-	-	247,581	247,581
Convertible note reserve	16	-	-	-	2,299,059	-	-	2,299,059
Balance at 30 June 2022		33,665,126	(41,003,553)	-	2,299,059	6,528,807	247,581	1,737,020
Comprehensive Income								
Loss for the year		-	(3,067,359)	-	-	-	-	(3,067,359)
Total comprehensive loss for the year		-	(3,067,359)	-	-	-	-	(3,067,359)
Transactions with owners in their capacity as owners								
Contribution from shareholder on borrowings	13	-	-	-	-	4,400,587	-	4,400,587
Share based payments	24	-	-	-	-	-	312,231	312,231
Performance rights exercised	14	392,100	-	-	-	-	(392,100)	-
Reclassification of reserves to equity	14	3,861,091	-	-	1,065,245	(4,926,336)	-	-
Balance at 30 June 2023		37,918,317	(44,070,912)	-	3,364,304	6,003,058	167,712	3,382,479

The accompanying notes form part of these financial statements.

**ACCENT RESOURCES NL
STATEMENT OF CASH FLOWS
FOR THE YEAR ENDED 30 JUNE 2023**



	Note	2023 \$	2022 \$
CASH FLOWS FROM OPERATING ACTIVITIES			
Payments to suppliers and employees		(602,429)	(666,334)
Interest received		25,798	549
Net cash used in operating activities	18(a)	<u>(576,631)</u>	<u>(665,785)</u>
CASH FLOWS FROM INVESTING ACTIVITIES			
Payments for plant and equipment		(13,662)	(318,118)
Payments for exploration and evaluation		(3,102,949)	(3,308,429)
Net cash used in investing activities		<u>(3,116,611)</u>	<u>(3,626,547)</u>
CASH FLOWS FROM FINANCING ACTIVITIES			
Proceeds from borrowings		8,500,000	5,500,000
Repayment of lease liabilities		(14,426)	(35,789)
Interest on lease liability		(10,684)	(14,431)
Net cash from financing activities	18(b)	<u>8,474,890</u>	<u>5,449,780</u>
Net increase in cash and cash equivalents held		4,781,648	1,157,448
Cash and cash equivalents at the beginning of the financial year		<u>3,008,482</u>	<u>1,851,034</u>
Cash and cash equivalents at the end of the financial year	6	<u>7,790,130</u>	<u>3,008,482</u>

The accompanying notes form part of these financial statements.



For personal use only

1. GENERAL INFORMATION

Accent Resources NL (the Company) is a Company limited by shares incorporated and registered in Australia. The address of the Company's registered office is shown on page 1.

The principal activities of the Company and the nature of the Company's operations are explained on page 5.

The functional currency and presentation currency of Accent Resources NL is Australian dollars.

2. STATEMENT OF SIGNIFICANT ACCOUNTING POLICIES

Basis of Accounting

These general purpose financial statements have been prepared in accordance with the Corporations Act 2001, Australian Accounting Standards and Interpretations and complies with other requirements of the law. Australian Accounting Standards ensure compliance with International Financial Reporting Standards (IFRS) as issued by the International Accounting Standards Board. The Company is a for-profit entity for financial reporting purposes under Australian Accounting Standards. Material accounting policies adopted in the preparation of these financial statements are presented below and have been consistently applied unless stated otherwise.

The financial statements cover the individual entity of Accent Resources NL. Accent Resources NL is a listed public company incorporated and domiciled in Australia.

The financial statements were authorised for issue on 29 September 2023.

New and amended accounting standards adopted by the Company

All mandatory standards effective have been adopted and have not resulted in any changes to the Company's accounting policies and have no impact on the amounts reported for the current or prior periods.

Impact of standards issued but not yet applied by the Company

Australian Accounting Standards and Interpretations issued but not yet applicable for the year ended 30 June 2023 have not been early adopted by the Company.

The Company has not yet determined the potential impacts of other amendments on the Company's financial statements.

Summary of Significant Accounting Policies

The accounting policies described below have been applied consistently to both financial years.

(a) Cash and Cash Equivalents

Cash and cash equivalents include cash on hand, deposits held at call with banks, other short-term highly liquid investments with original maturities of three months or less, and bank overdrafts.

For personal use only



(b) Plant and Equipment

Plant and equipment are stated at cost less accumulated depreciation and accumulated impairment losses.

Depreciation is calculated on a reducing balance basis to write off the net cost of each item of plant and equipment (excluding land) over its expected useful life commencing from the time the asset is ready for use.

The depreciation rates used for each class of depreciable assets are:

Class of Fixed Asset	Depreciation Rate
Freehold Land	Not depreciated
Plant and Equipment	7.5 – 40%
Right of Use Asset	6 years
Vehicles	5 years

The assets residual values and useful lives are reviewed, and adjusted if appropriate, at the end of each reporting period.

Gains and losses on disposals are determined by comparing proceeds with the carrying amount. These gains and losses are included in profit or loss.

(c) Exploration and Evaluation Expenditure

Exploration and evaluation expenditure incurred is capitalised at cost and include acquisition of rights to explore, studies, exploratory drilling, sampling and associated activities. Costs are accumulated in respect of each identifiable area of interest. General and administrative expenses are only included in the measurement of exploration and evaluation costs where they relate directly to operational activities in a particular area of interest.

These costs are only carried forward to the extent that they are expected to be recouped through the successful development of the area or where activities in the area have not yet reached a stage which permits reasonable assessment of the existence of economically recoverable reserves and the following conditions are satisfied:

- (i) the rights to tenure of the area of interest are current; and
- (ii) at least one of the following conditions is also met:
 - (a) the exploration and evaluation expenditures is expected to be recouped through successful development and exploration of the area of interest, or alternatively, by its sale; or
 - (b) exploration and evaluation activities in the area of interest have not, at the reporting date, reached a stage which permits a reasonable assessment of the existence or otherwise of economically recoverable reserves, and active and significant operations in, or in relation to, the area of interest are continuing.

Accumulated costs in relation to an abandoned area are written off in full in the profit or loss for the year in which the decision to abandon the area is made.

When production commences, the accumulated costs for the relevant area of interest are reclassified to development assets and amortised over the life of the area according to the rate of depletion of the economically recoverable reserves.

A regular review is undertaken of each area of interest to determine the appropriateness of continuing to carry forward costs in relation to that area of interest.

Once the technical feasibility and commercial viability of the extraction of mineral resources in an area of interest are demonstrable and a management decision to invest further has been made, exploration and evaluation assets attributable to that area of interest are first tested for impairment and then reclassified to mining property under development.

Impairment of Assets

At each reporting date, the Company reviews the carrying values of its exploration and evaluation assets to determine whether there is any indication that these assets have been impaired. If such an indication exists, the recoverable amount of the asset, being the higher of the asset's fair value less costs to sell and value in use, is compared to the asset carrying value. Any excess of the asset carrying value over its recoverable amount is expensed to the income statement of profit or loss.

For personal use only

In addition to abandoned areas resulting in impairment assessments, the Company also considers whether any of the following facts or circumstances applies:

- (i) The period for which the Company has the right to explore in the specific area has expired during the period or will expire in the near future and is not expected to be renewed.
- (ii) Substantive expenditure on further exploration for and evaluation of mineral resources in the specific area is neither budgeted nor planned.
- (iii) Exploration for and evaluation of mineral resources in the specific area have not led to the discovery of commercially viable quantities of mineral resources and the Company has decided to discontinue such activities in the specific area.
- (iv) Sufficient data exist to indicate that, although a development in the specific area is likely to proceed, the carrying amount of the exploration and evaluation asset is unlikely to be recovered in full from successful development or by sale.

(d) Financial Instruments

Financial assets and financial liabilities are recognised in the Company's statement of financial position when the Company becomes a party to the contractual provisions of the instrument.

Financial assets and financial liabilities are initially measured at fair value. Transaction costs that are directly attributable to the acquisition or issue of financial assets and financial liabilities (other than financial assets and financial liabilities at fair value through profit and loss) are added to or deducted from the fair value of the financial assets or financial liabilities, as appropriate, on initial recognition. Transaction costs directly attributable to the acquisition of financial assets or financial liabilities at fair value through profit or loss are recognised immediately in profit or loss.

(e) Financial Assets

All recognised financial assets are measured subsequently in their entirety at either amortised cost or fair value, depending on the classification of the financial assets.

a. Classification of financial assets

Debt instruments that meet the following conditions are measured subsequently at amortised cost:

- the financial asset is held within a business model whose objective is to hold financial assets in order to collect contractual cash flows; and
- the contractual terms of the financial asset give rise on specified dates to cash flows that are solely payments of principal and interest on the principal amount of outstanding.

By default, all other financial assets are measured subsequently at fair value through profit or loss (FVTPL).

Despite the foregoing, the Company may make the following irrevocable election at initial recognition of the financial asset:

- the Company may irrevocably elect to present subsequent changes in fair value of an equity investment in other comprehensive income if certain criteria are met; and
- the Company may irrevocably designate a debt investment that meets the amortised cost or FVTOCI criteria as measured at FVTPL if doing so eliminates or significantly reduces an accounting mismatch.

b. Amortised cost and effective interest method

The effective interest method is a method of calculating the amortised cost of a debt instrument and of allocating interest income over the relevant period.

The amortised cost of a financial asset is the amount at which the financial asset is measured at initial recognition minus the principal repayments, plus the cumulative amortisation using the effective interest method of any difference between that initial amount and the maturity amount, adjusted for any loss allowance. The gross carrying amount of a financial asset is the amortised cost of a financial asset before adjusting for any loss allowance.

Interest income is recognised using the effective interest method for debt instruments measured subsequently at amortised cost.

c. Equity instruments designated as at FVTOCI

On initial recognition, the Company may make an irrevocable election (on an instrument-by-instrument basis) to designate investments in equity instruments as at FVTOCI. Designation at FVTOCI is not permitted if the equity investment is held for trading or if it is contingent consideration recognised by an acquirer in a business combination. A financial asset is held for trading if:

- it has been acquired principally for the purpose of selling it in the near term; or
- on initial recognition it is part of a portfolio of identified financial instruments that the Company manages together and has evidence of a recent actual pattern of short-term profit-taking; or
- it is a derivative (except for a derivative that is a financial guarantee contract or a designated and effective hedging instrument).

Investments in equity instruments at FVTOCI are initially measured at fair value plus transaction costs. Subsequently, they are measured at fair value with gains and losses arising from changes in fair value recognised in other comprehensive income and accumulated in the investments revaluation reserve. The cumulative gain or loss is not be reclassified to profit or loss on disposal of the equity investments, instead, it is transferred to retained earnings. Dividends on these investments in equity instruments are recognised in profit or loss in accordance with AASB 9, unless the dividends clearly represent a recovery of part of the cost of the investment. The Company has designated all investments in equity instruments that are not held for trading as at FVTOCI on initial application of AASB 9.

d. Impairment of other receivables

The Company recognises a loss allowance for expected credit losses on financial assets that are measured at amortised cost. The amount of expected credit losses is updated at each reporting date to reflect changes in credit risk since initial recognition of the respective financial instrument.

The Company always recognises lifetime ECL for trade receivables. The expected credit losses on these financial assets are estimated using a provision matrix based on the Company's historical credit loss experience, adjusted for factors that are specific to the debtors, general economic conditions and an assessment of both the current as well as the forecast direction of conditions at the reporting date, including time value of money where appropriate.

Lifetime ECL represents the expected credit losses that will result from all possible default events over the expected life of a financial instrument.

e. Derecognition

The Company derecognises a financial asset only when the contractual rights to the cash flows from the asset expire, or when it transfers the financial asset and substantially all the risks and rewards of ownership of the asset to another entity. If the Company neither transfers nor retains substantially all the risks and rewards of ownership and continues to control the transferred asset, the Company recognises its retained interest in the asset and an associated liability for amounts it may have to pay. If the Company retains substantially all the risks and rewards of ownership of a transferred financial asset, the Company continues to recognise the financial asset and also recognises a collateralised borrowing for the proceeds received.

On derecognition of a financial asset measured at amortised cost, the difference between the asset's carrying amount and the sum of the consideration received and receivable is recognised in profit or loss.

(f) **Financial Liabilities**

Financial liabilities measured subsequently at amortised cost

Financial liabilities are measured at amortised cost using the effective interest method. The effective interest method is a method of calculating the amortised cost of a financial liability and of allocating interest expense over the relevant period. The effective interest rate is the rate that exactly discounts estimated future cash payments (including all fees and points paid or received that form an integral part of the effective interest rate, transaction costs and other premiums or discounts) through the expected life of the financial liability, or (where appropriate) a shorter period, to the amortised cost of a financial liability.

Derecognition

The Company derecognises financial liabilities when, and only when, the Company's obligations are discharged, cancelled or have expired. The difference between the carrying amount of the financial liability derecognised and the consideration paid and payable is recognised in profit and or loss.

When the Company exchanges with the existing lender one debt instrument into another one with the substantially different terms, such exchange is accounted for as an extinguishment of the original financial liability and the recognition of a new financial liability. Similarly, the Company accounts for substantial modification of terms of an existing liability or part of it as an extinguishment of the original financial liability and the recognition of a new liability. It is assumed that the terms are substantially different if the discounted present value of the cash flows under the new terms, including any fees paid net of any fees received and discounted using the original effective rate is at least 10 per cent different from the discounted present value of the remaining cash flows of the original financial liability. If the modification is not substantial, the difference between: (1) the carrying amount of the liability before the modification; and (2) the present value of the cash flows after modification should be recognised in profit or loss as the modification gain or loss within other gains and losses.

Compound Financial Instrument

Compound financial instruments issued by the Company comprise convertible notes denominated in Australian dollar that can be converted to ordinary shares at the option of the holder, when the number of shares to be issued is fixed and does not vary with the changes in fair value.

The liability component of the compound financial instrument is initially recognised at the fair value of a similar liability that does not have an equity conversion option. The equity component is initially recognised at the difference between the fair value of the compound financial instrument as a whole and the fair value of the liability component. Any directly attributable transaction costs are allocated to the liability and equity components in proportion to their initial carrying amounts.

Subsequent to initial recognition, the liability component of a compound financial instrument is measured at amortised cost using the effective interest method. The equity component of a compound financial instrument is not remeasured.

On conversion of a convertible instrument, the Company derecognises the liability component and recognises it as issued capital. The equity component remains as equity until conversion, in which case the balance is transferred to issued capital. Where the conversion option remains unexercised at the maturity date, the balance recognised in equity will be transferred to retained earnings. There is no gain or loss on conversion upon conversion or expiration of the conversion option.

Shareholder contribution

Loans received from related parties at concessional or zero interest rates are initially recognised at their fair value. Fair value is determined as the present value of the future contractual cash flows discounted using their effective interest rate. Any difference between the fair value determined on initial recognition and the amount borrowed is recognised as a shareholder contribution in equity. Such amounts are not re-measured in subsequent reporting periods.

(g) Employee benefits

Provision is made for the Company's liability for employee benefits arising from services rendered by employees to reporting date. Employee benefits expected to be settled wholly within one year including entitlements arising from wages and salaries and annual leave, have been measured at the amounts expected to be paid when the liability is settled plus related on-costs.

Other employee benefits expected to be wholly settled later than one year have been measured at the present value of the estimated future cash outflows to be made for those benefits. Contributions are made by the Company to employee superannuation funds and are charged as expenses when incurred.

(h) Revenue recognition

Interest Revenue

Interest income is recognised using the effective interest method.

Government Grants

The Company government grants when there is reasonable assurance that the Company will comply with the conditions attached to them, and the grant will be received. The amount is recognised as other income in profit or loss.

(i) Income Tax

The charge for current income tax expense is based on the result for the year adjusted for any non-assessable or disallowed items. It is calculated using the tax rates that have been enacted or are substantially enacted by the reporting date.

Deferred income tax is calculated on all temporary differences at the reporting date between the tax bases of assets and liabilities and their carrying amounts for financial reporting purposes.

Deferred income tax liabilities are recognised for all taxable temporary differences, except where the deferred income tax liability arises from the initial recognition of an asset or liability in a transaction that is not a business combination and, at the time of the transaction, affects neither the accounting profit or loss, nor taxable profit or loss.

Deferred income tax assets are recognised for all deductible temporary differences, carry-forward of unused tax assets and unused tax losses, to the extent that it is probable that taxable profit will be available against which the deductible temporary differences, and the carry-forward of unused tax assets and unused tax losses can be utilised, except where the deferred income tax asset relating to the deductible temporary difference arises from the initial recognition of an asset or liability in a transaction that is not a business combination and, at the time of the transaction, affects neither the accounting profit or loss nor taxable profit or loss.

The carrying amount of deferred income tax assets is reviewed at each reporting date and reduced to the extent that it is no longer probable that sufficient taxable profit will be available to allow all or part of the deferred income tax asset to be utilised.

The amount of benefits brought to account or which may be realised in the future is based on the assumption that no adverse changes occur in income taxation legislation and the anticipation that the Company will derive sufficient future assessable income to enable the benefit to be realised and comply with the conditions of deductibility imposed by the law.

Deferred income tax assets and liabilities are measured at the tax rates that are expected to apply to the year when the asset is realised or the liability is settled, based on tax rates (and tax laws) that have been enacted or substantively enacted at the reporting date.

Income taxes relating to items recognised directly in equity are recognised directly in equity and not in the income statement.

(j) Other Taxes – Goods and Services (GST)

Revenues, expenses and assets are recognised net of the amount of GST, except where the amount of GST incurred is not recoverable from the taxation authority. In these circumstances the GST is recognised as part of the cost of acquisition of the asset or as part of an item of the expense as applicable.

Receivables and payables are stated with the amount of GST included. The net amount of GST recoverable from, or payable to, the taxation authority is included as part of receivables or payables in the Statement of Financial Position.

Cash flows are included in the Statement of Cash Flows on a gross basis. The GST components of cash flows arising from investing and financing activities that are recoverable from, or payable to, the taxation authority are classified as operating cash flows.

Commitments and contingencies are disclosed net of the amount of GST recoverable from, or payable to, the taxation authority.

(k) Issued Capital

Issued and paid up capital is recognised at the fair value of the consideration received by the Company. Any transaction costs arising on the issue of ordinary shares are recognised directly in equity as a reduction of the share proceeds received.

(l) Earnings Per Share

Basic EPS is calculated as net profit/(loss) attributable to members, adjusted to exclude costs of servicing equity (other than dividends), divided by the weighted average number of ordinary shares, adjusted for any bonus element.

Diluted earnings per share is determined when the Company has on issue potential ordinary shares which are dilutive. It is calculated by dividing net profit attributable to members, adjusted to exclude costs of servicing equity (other than dividends) and any expenses associated with dividends and interest of dilutive potential ordinary shares, by the weighted average number of ordinary shares (both issued and potentially dilutive) adjusted for any bonus element.

(m) Right-of-Use Asset and Lease Liabilities

The Company assesses whether a contract is or contains a lease, at inception of the contract. The Company recognises a right-of-use asset as property, plant and equipment and a corresponding lease liability with respect to all lease arrangements in which it is the lessee, except for short-term leases (defined as leases with a lease term of 12 months or less) and leases of low value assets (such as tablets and personal computers, small items of office furniture and telephones). For these leases, the Company recognises the lease payments as an operating expense on a straight-line basis over the term of the lease unless another systematic basis is more representative of the time pattern in which economic benefits from the leased assets are consumed.

The lease liability is initially measured at the present value of the lease payments that are not paid at the commencement date, discounted by using the rate implicit in the lease. If this rate cannot be readily determined, the Company uses its incremental borrowing rate.

Lease payments included in the measurement of the lease liability comprise:

- Fixed lease payments (including in-substance fixed payments), less any lease incentives receivable;
- Variable lease payments that depend on an index or rate, initially measured using the index or rate at the commencement date;
- The amount expected to be payable by the lessee under residual value guarantees;
- The exercise price of purchase options, if the lessee is reasonably certain to exercise the options; and
- Payments of penalties for terminating the lease, if the lease term reflects the exercise of an option to terminate the lease.

The lease liability is presented as a separate line in the statement of financial position.

The lease liability is subsequently measured by increasing the carrying amount to reflect interest on the lease liability (using the effective interest method) and by reducing the carrying amount to reflect the lease payments made.

The right-of-use assets comprise the initial measurement of the corresponding lease liability, lease payments made at or before the commencement day, less any lease incentives received and any initial direct costs. They are subsequently measured at cost less accumulated depreciation and impairment losses.

The right-of-use assets are presented as 'Property, Plant and Equipment' in the statement of financial position.

The Company applies AASB 136 to determine whether a right-of-use asset is impaired and accounts for any identified impairment loss as described in the 'Property, Plant and Equipment' policy (note 2d)).

Variable rents that do not depend on an index or rate are not included in the measurement the lease liability and the right-of-use asset. The related payments are recognised as an expense in the period in which the event or condition that triggers those payments occurs and are included in the line "Occupancy expense" in the profit or loss.

(n) Share-based payments

Equity-settled share-based payments to employees and other providing similar services are measured at the fair value of the equity instruments at the grant date. The fair value excludes the effect of non-market-based vesting conditions. Details regarding the determination of fair value of equity-settled share-based transactions are set out in note 24.

The fair value determined at the grant date of the equity-settled share-based payments is expensed on a straight-line basis over the vesting period, based on the Company's estimate of the number of equity instruments that will eventually vest. At each reporting date, the Company revises its estimate of the number of equity instruments expected to vest as a result of the effect of non-market-based vesting conditions. The impact of the revision of the original estimate, if any, is recognised in profit of loss such that the cumulative expense reflects the revised estimate, with a corresponding adjustment to reserves.

(o) Critical Accounting Estimates and Judgments

The Directors evaluate estimates and judgments incorporated into the Financial Statements based on historical knowledge and best available current information. Estimates assume a reasonable expectation of future events and are based on current trends and economic data, obtained both externally and within the Company.

(i) Exploration and Evaluation Assets

Exploration and evaluation expenditure incurred is accumulated in respect of each identifiable area of interest. These costs are carried forward in respect of an area that has not at reporting date, reached a stage which permits a reasonable assessment of the existence or otherwise of economically recoverable reserves and active and significant operations in, or relating to, the area of interest are continuing. Refer to Note 9 for impairment losses incurred during the year.

The recoverability of these assets depends on the Company's ability to realise their values either through future development or sale.

(ii) Market interest rate

AASB 9 requires all financial instruments to be measured on initial recognition at fair value. This will normally be the transaction price in a transaction between unrelated parties. If a loan is made on normal commercial terms, no specific accounting issues arise and the fair value at inception will usually equal the loan amount. Based on current loan and convertible note agreements, interest rates are 2.2% - 2.5% per annum which is lower than current Company borrowing rates, which have been determined to equate to 18.40% (2022 : 18.09%). As the current loan amount does not represent the fair value, the loan is split into the element that represents the below-market element of the loan and the remainder of the loan that is on market terms.

	2023 \$	2022 \$
3. REVENUE AND EXPENSES		
(a) Other income		
Interest income	25,798	549
Other income	-	3,344
Total other income	25,798	3,893
	2023 \$	2022 \$
(b) Impairment of exploration expenditure		
Impairment of exploration expenditure	8,211	10,138
<p>During the year ended 30 June 2023 \$8,211 (2022: \$10,138) was written off for exploration expenditure relating to pending tenements.</p>		
	2023 \$	2022 \$
(c) Employee benefits expense		
Defined contribution expense	62,485	56,150
Other employee benefits	653,014	616,498
	715,499	672,648
<p>The employee benefits expense shown here includes amounts that have been capitalised to exploration expenditure and amounts paid to directors of the Company disclosed as Directors Fees.</p>		
	2023 \$	2022 \$
(d) Depreciation expense		
Depreciation	13,250	7,667
Amortisation on right-of-use asset	28,920	39,401
Total depreciation expense	42,170	47,068
	2023 \$	2022 \$
(e) Finance costs		
Interest accrued on borrowings	567,949	459,259
Borrowing costs	25,641	416
Interest on lease liabilities	10,684	14,431
Interest accrued on convertible loan notes	1,237,377	571,228
Total finance costs	1,841,651	1,045,336
(f) Leases		
Short-term lease payments	8,400	8,400

4. LOSS PER SHARE	2023 Cents per share	2022 Cents per share
Basic and diluted loss per share	(0.65)	(0.49)
	\$	\$
Loss attributable to ordinary equity holders of the Company used in calculating basic and diluted earnings per share	(3,067,359)	(2,261,669)
	Number of shares	Number of shares
Weighted average number of ordinary shares outstanding during the year used in the calculation of basic and diluted earnings per share	468,672,762	466,027,283
5. INCOME TAX	2023 \$	2022 \$
(a) The prima facie tax expense/(benefit) on loss before tax is reconciled to the income tax as follows:		
Prima facie tax benefit on loss before tax at 25% (2022: 25%)	(766,840)	(565,417)
Add:		
Tax effect of:		
- non-allowable items	2,257	2,377
- movement in deferred tax balances not recognised	764,583	563,040
Income tax benefit/(expense) attributable to loss	<u>-</u>	<u>-</u>
Deferred tax assets arising from tax losses that have not been recognised at 25% (2022: 25%):		
Tax losses carried forward	12,020,465	10,293,180
Temporary differences – exploration costs	(2,463,070)	(1,689,669)
Temporary differences – other	119,265	118,096
Capital losses recognised		1,000,000
Total deferred tax assets not recognised	<u>(9,676,660)</u>	<u>(9,721,607)</u>
Balance of franking account at year end	<u>-</u>	<u>-</u>

The tax rate used in the above reconciliation is the small business tax rate of 25% (2022: small business tax rate of 25%) payable by Australian corporate entities on taxable profits under Australian tax law. At 30 June 2023, legislation will keep the tax rate at the current level.

Potential deferred tax assets attributable to tax losses carried forward and temporary differences have not been brought to account because the Directors do not believe realisation of the deferred tax assets is probable. These benefits will only be obtained if:

- (i) the Company derives future assessable income of a nature and of an amount sufficient to enable the benefit from the deduction for the loss to be realised;
- (ii) the Company continue to comply with the conditions for deductibility imposed by law, and
- (iii) no changes in tax legislation adversely affect the Company in realising the benefit from the deductibility for the loss.

6. CASH AND CASH EQUIVALENTS	2023	2022
	\$	\$
Current		
Cash at bank	7,790,130	3,008,482
	<u>7,790,130</u>	<u>3,008,482</u>
7. OTHER RECEIVABLES AND OTHER ASSETS	2023	2022
	\$	\$
Current		
Goods and services tax refunds	26,412	31,689
Other current assets	4,061	96,899
	<u>30,473</u>	<u>128,587</u>
8. PROPERTY, PLANT AND EQUIPMENT, AND RIGHT-OF-USE ASSET	2023	2022
	\$	\$
PROPERTY		
Freehold land		
At cost	50,007	50,007
	<u>50,007</u>	<u>50,007</u>
RIGHT-OF-USE ASSET		
Right-of-use asset		
At cost	271,346	197,003
Accumulated depreciation	(28,919)	(78,801)
	<u>242,427</u>	<u>118,202</u>
PLANT AND EQUIPMENT		
Plant and equipment		
At cost	640,185	615,347
Accumulated depreciation	(307,451)	(269,112)
	<u>332,734</u>	<u>346,235</u>
Total property, plant and equipment and right-of-use asset	<u>625,168</u>	<u>514,444</u>

The Company also pays rent of \$500 (2022: \$500) and \$200 (2022: \$200) in outgoings per month for the lease of the Melbourne office from Rich Mark Development (Group) Pty Ltd totalling \$8,400 (2022: \$8,400). These leases are short-term, so have been expensed as incurred and not capitalised as right-of-use assets.

Movements in Carrying Amounts

Movements in the carrying amounts for each class of property, plant and equipment between the beginning and the end of the current financial year.

2023	Freehold Land	Plant and Equipment	Right-of-Use Asset	Total
	\$	\$	\$	\$
Balance at the beginning of year	50,007	346,235	118,202	514,444
Additions	-	24,841	153,144	177,985
Disposals	-	-	-	-
Depreciation expense	-	(38,341)	(28,919)	(67,260)
Carrying amount at the end of year	50,007	332,735	242,427	625,169

2022	Freehold Land	Plant and Equipment	Right-of-Use Asset	Total
	\$	\$	\$	\$
Balance at the beginning of year	50,007	39,259	157,602	246,868
Additions	-	314,643	-	314,643
Disposals	-	-	-	-
Depreciation expense	-	(7,667)	(39,401)	(47,068)
Carrying amount at the end of year	50,007	346,235	118,202	514,444

9. EXPLORATION AND EVALUATION ASSETS

	2023	2022
	\$	\$
Carrying amount at the beginning of the year (net of R&D incentives ²)	6,758,677	3,749,719
Deferred exploration expenditure incurred during the year	3,101,813	3,019,096
Impairment of capitalised expenditure	(8,211)	(10,138)
Carrying amount at the end of the year	9,852,279	6,758,677

The Company continues to hold tenure on all tenements.

The Company has changed its focus and decided to move towards development on the Magnetite Range Project in stages. The costs incurred prior to this decision are deemed to be in relation to the previous period of focus, which were based on maintaining development options on the Project and are separate to the refreshed development strategy. The Company has assessed the impairment triggers and deem the costs on the Project from 1 July 2022 to be recoverable by mining or development of the Project.

² No R&D incentives have been claimed in 2023 or 2022

10. LEASE LIABILITIES

	2023 \$	2022 \$
Maturity analysis		
Within 1 year	50,220	50,220
Within 2 years	50,220	50,220
Within 3 years	50,220	50,220
Within 4 years	50,220	-
Beyond 4 years	401,761	-
	<u>602,641</u>	<u>150,660</u>
Less: impact of discounting	<u>(360,214)</u>	<u>(21,842)</u>
	<u>242,427</u>	<u>128,818</u>
Analysed as:		
Non-current	235,477	89,283
Current	6,950	39,536
	<u>242,427</u>	<u>128,819</u>

On 1 July 2020, the Company entered into a 5-year lease to rent property. The aggregate future cash outflows to which the Company is exposed in respect of this contract is fixed payments of \$87,327 per year, for the next 5 years with 4% annual increases. There are no termination options on the lease. There are options to extend the lease for another 5 years. Given the long term outlook, the lease calculations have been based on an additional 2 terms being taken up.

The Company received a rent reduction to \$50,220 per annum resulting in the lease liability and right-of-use asset reducing.

The Company does not face a significant liquidity risk with regard to its lease liabilities. Lease liabilities are monitored within the Company's treasury function.

11. TRADE AND OTHER PAYABLES

	2023 \$	2022 \$
Current		
Trade creditors	166,127	25,659
Accruals and other liabilities	109,248	126,642
	<u>275,375</u>	<u>152,301</u>

All payables are denominated in AUD. The average credit period is 30 days. No interest is charged on other payables.

12. PROVISIONS

	2023 \$	2022 \$
Current		
Provision for employee entitlements	<u>361,293</u>	<u>269,159</u>
Non-Current		
Provision for employee entitlements	<u>-</u>	<u>16,798</u>

Amounts not expected to be settled within the next 12 months

The current provision for employee benefits includes all unconditional entitlements where employees have completed the required period of service and also those where employees are entitled to pro-rata payments in certain circumstances. The entire amount is presented as current, since the company does not have an unconditional right to defer settlement. However, based on past experience, the company does not expect all employees to take the full amount of accrued leave or require payment within the next 12 months.

For personal use only

13. BORROWINGS

Non-Current
 Borrowings

2023	2022
\$	\$
6,314,278	1,646,914

On 19 November 2021, a loan agreement of \$7,500,000 was entered into with Rich Mark Development (Group) Pty Ltd which matures on 30 November 2026. In accordance with the loan agreement, the Company will receive the loan funding quarterly over 6 tranches to 31 March 2023. The loan is unsecured and subject to interest of 2.2%, which accrues six monthly and is payable along with the principal at maturity and matures on 30 November 2026. During the current period, the Company drew down \$4,000,000 (2022: \$3,200,000) of this loan. The undrawn amount on the loan is \$300,000 (\$4,300,000).

On 18 August 2022, the Company signed an agreement with Rich Mark Development (Group) Pty Ltd for a \$3,000,000 loan available for drawdown in three tranches starting January 2023. The loan is unsecured and subject to interest at 2.2% pa which accrues six monthly and is payable along with the principle at maturity. The loan matures on 31 December 2028. During the current year, the Company drew down the full amount of this loan.

On 15 February 2023, the Company signed another agreement with Rich Mark Development (Group) Pty Ltd for a \$3,000,000 loan available for drawdown in two tranches starting June 2023. The loan is unsecured and subject to interest at 3.0% pa which accrues six monthly and is payable along with the principle at maturity. The loan matures on 19 June 2028. During the current year, the Company drew down \$1,500,000 of this loan. The undrawn amount of the loan is \$1,500,000.

As at 30 June 2023, there is accrued interest of \$1,829,547 (2022: \$559,259) relating to the borrowings above.

14. ISSUED CAPITAL

(i) Shares on issue

	2023	2022	2023	2022
	Number of Securities No.		Value of Securities \$	
<u>Issued Shares</u>				
Fully paid ordinary shares				
Ordinary shares on issue at beginning of year	466,027,283	466,027,283	33,665,126	33,665,126
<u>Movements during the period:</u>				
Shares issued:				
Total shares issued during the year	7,100,000	-	392,100	-
Reclassification from reserves (Note 14e)	-	-	3,861,091	-
Shares on issue at end of year	<u>473,127,283</u>	<u>466,027,283</u>	<u>37,918,317</u>	<u>33,665,126</u>

(ii) Options and Performance Rights

There are no options on issue (2022: nil).

There were no options exercised during the financial year (2022: nil).

Performance Rights were issued to Directors and executives on 14th February 2022 (2022: nil), and to employees and service providers on 18 February 2022. Details of the rights have been disclosed in Note 24. 7.1 million performance rights were vested and converted into shares on 14th February 2023.

For personal use only

(iii) Terms and Conditions of Issued Capital

Ordinary shares have the right to receive dividends as declared and, in the event of winding up the Company, to participate in the proceeds from the sale of all surplus assets in proportion to the number of and amounts paid up on shares held.

At the shareholders' meeting each ordinary share is entitled to one vote when a poll is called, otherwise each shareholder has one vote on a show of hands.

(iv) Capital Risk Management

The Company's objectives when managing capital are to safeguard their ability to continue as a going concern, so that they may continue to provide returns for shareholders and benefits for other stakeholders.

Due to the nature of the Company's activities, being mineral exploration, the Company does not have ready access to credit facilities, with the primary source of funding being equity raisings. Therefore, the focus of the Company's capital risk management is the current working capital position against the requirements of the Company to meet exploration programs and corporate overheads. The Company's strategy is to ensure appropriate liquidity is maintained to meet anticipated operating requirements, with a view to initiating appropriate capital raisings as required. The working capital position of the Company at year end are as follows:

	2023	2022
	\$	\$
Cash and cash equivalents	7,790,130	3,008,482
Trade and other receivables	30,473	128,587
Trade and other payables and provisions	(636,668)	(421,460)
Lease liability – current	(6,950)	(39,536)
Net	<u>7,176,985</u>	<u>2,676,073</u>

(e) Reclassification of reserves to equity

During the year, the Company did a clean-up of its convertible notes and shareholders contribution balances within reserves as the corresponding liabilities were either converted into shares or reclassified from a shareholders loan to a convertible note.

15. FINANCIAL ASSETS RESERVES

	2023	2022
	\$	\$
Opening balance	-	(760,000)
Loss on disposal of financial asset	-	760,000
Closing Balance	<u>-</u>	<u>-</u>

The financial assets reserve represents the cumulative gains and losses arising on the revaluation of other financial assets that have been recognised in other comprehensive income.

For personal use only

16. CONVERTIBLE NOTES

Non-Current	2023	2022
	\$	\$
Carrying amount brought forward	6,459,180	-
Proceeds from issue of convertible notes	-	6,429,434
Shareholder contribution (equity)	-	2,413,801
Convertible note reserve (equity)	-	(2,299,059)
Borrowing costs	25,639	(84,996)
Interest charged	1,237,377	-
Carrying amount at end of financial year	7,722,196	6,459,180

On 22 December 2021, the shareholders approved the Company to issue a convertible note to Rich Mark Development (Group) Pty Ltd and Xingang Resources (HK) Ltd, which replaced the loans advanced to the Company as well as further advances to be drawn down progressively to 31 March 2023. Interest related to the financial liability before conversion recognised in profit or loss at an interest rate of 18.09% per annum.

The convertible notes have a subscription price of \$4,848,981 and \$4,500,778 respectively and subject to shareholder approval:

- Will be convertible into fully paid ordinary shares in the Company at a conversion price of 6 cents per share.
- The Convertible Note can only be converted at 6 monthly intervals through to, and including, the redemption date of 23 December 2024 and for the full amount of the face value at that time.
- Have a nominal interest rate at 2.5%.
- The conversion of the convertible note is at Rich Mark Development (Group) Pty Ltd and Xingang Resources (HK) Ltd's election.

Rich Mark Development (Group) Pty Ltd have the option to convert the principal and interest in part or whole into Company shares. This will be subject to ASIC and ASX regulations, an independent expert report and shareholder approval.

Convertible note reserve

The equity reserve holds the equity component of the convertible notes and is not remeasured from inception. This value will remain in the reserve until the convertible notes are converted or repaid.

	2023	2022
	\$	\$
Movements in convertible note reserve		
Carrying amount at start of financial year	2,299,059	-
Issue of convertible notes	-	2,299,059
Reclassification from shareholders contribution	1,065,245	-
Carrying amount at end of financial year	3,364,304	2,299,059

17. COMMITMENTS AND CONTINGENT LIABILITIES

Tenement Expenditure Commitments:

The Company is required to maintain current rights of tenure to tenements, which require outlays of expenditure in 2021/2022. Under certain circumstances these commitments are subject to the possibility of adjustment to the amount and/or timing of such obligations, however, they are expected to be fulfilled in the normal course of operations.

	2023	2022
	\$	\$
The Company also has tenement rental and expenditure commitments of:		
Payable:		
– not later than 12 months	412,920	497,744
– between 12 months and 5 years	1,580,139	1,485,500
– greater than 5 years	3,882,858	4,021,208
	<u>5,875,917</u>	<u>6,004,452</u>

Other Commitments:

Other Operating Commitments:

The Company currently has a contractual commitment in place for substitutable office space at 9/250 Queen Street, Melbourne. The agreement runs on a month-by-month basis at \$500 per month plus \$200 per month for outgoings.

Contingencies:

It is possible that native title, as defined in the *Native Title Act 1993*, might exist over land in which the Company has an interest. It is not possible at this stage to quantify the impact (if any) that the existence of native title may have on the operations of the Company. The Directors are aware that applications for native title claims have been accepted by the Native Title Tribunal over tenements held by the Company.

For personal use only

18. CASH FLOW INFORMATION

	2023	2022
	\$	\$
(a) Reconciliation of loss after tax to the net cash flows used in operating activities		
Loss after income tax	(3,067,359)	(2,261,669)
Non-Cash Items:		
Depreciation	42,170	47,068
Write-off capitalised expenditure	8,211	10,138
Interest on borrowings	1,841,651	1,045,336
Share based payments	312,231	247,581
Changes in assets and liabilities:		
(Increase)/decrease in trade and other receivables	98,114	200,972
Increase/(decrease) in trade and other payables	188,351	44,789
Net Cash flows used in operating activities	<u>(576,631)</u>	<u>(665,785)</u>

(b) Changes in liabilities arising from financing activities

2023	Balance at 1 July 2022	Financing Cash flows	Non-cash changes	Balance at 30 June 2023
	\$	\$	\$	\$
Borrowings	1,646,914	8,500,000	(3,832,636) ³	6,314,278
Convertible note	6,459,180	-	1,263,018	7,722,198
Lease liabilities	128,819	(25,110)	138,719	242,428
Total	<u>8,234,913</u>	<u>8,474,890</u>	<u>(2,430,899)</u>	<u>14,278,904</u>
2022	Balance at 1 July 2021	Financing Cash flows	Non-cash changes	Balance at 30 June 2022
	\$	\$	\$	\$
Borrowings	3,822,405	5,500,000	(7,675,491) ³	1,646,914
Convertible note	-	-	6,459,180	6,459,180
Lease liabilities	164,607	(50,220)	14,433	128,819
Total	<u>3,987,012</u>	<u>5,449,780</u>	<u>(1,201,878)</u>	<u>8,234,913</u>

c) Non-Cash Transactions

There were no other non-cash transactions during the financial year (2022: nil).

³ Includes movement to convertible note and shareholder contribution.

19. KEY MANAGEMENT PERSONNEL COMPENSATION

(a) Details of Directors and Key Management Personnel

(i) Directors

The following persons were Directors of Accent Resources NL during the financial year:

Yuzi (Albert) Zhou – Executive Chairman
 Dian Zhou He – Non Executive Director and Deputy Chairman
 Jun Sheng (Jerry) Liang – Non-Executive Director
 Jie (Charlie) You - Non Executive Director (previously alternate Director to Jun Sheng (Jerry) Liang)

(ii) Other Key Management Personnel

Robert Allen – Company Secretary

(b) Key Management Personnel Compensation

Refer to the Remuneration Report contained in the Directors' Report for details of the remuneration paid or payable to each member of the Company's Key Management Personnel for the year ended 30 June 2023. The totals of remuneration paid to key management personnel of the Company during the year are as follows:

	2023	2022
	\$	\$
Short-term employee benefits	328,300	338,354
Long-term employee benefits	6,769	3,119
Post-employment benefits	25,808	24,596
Share based payment	269,333	222,775
	<u>630,210</u>	<u>588,844</u>

(c) Equity Instrument Disclosures Relating to Key Management Personnel

(i) Options provided as remuneration and shares issued on any exercise of such options

No share options were granted to Key Management Personnel as remuneration during the financial year (2022: nil).

(ii) Option holdings

There are no options on issue.

(iii) Share holdings

The number of ordinary shares in the Company held during the financial year by each Director and any other key management personnel of the Company, including related parties, are set out in the Remuneration Report contained in the Directors Report.

(iv) Performance Rights

Performance Rights were issued to Directors and executives on 14th February 2023 (2022: nil). Details of the rights have been disclosed in Note 24.

(d) Other Transactions with Key Management Personnel

There were no other transactions with Key Management Personnel during the financial year other than those disclosed in Note 20(b).

For personal use only

20. RELATED PARTY TRANSACTIONS

(a) Loans from Related Parties

The loans from Rich Mark Development (Group) Pty Ltd and Xingang Resources (HK) Ltd were converted to a convertible note on 23 December 2021, following shareholder approval at the AGM on 22 December 2021, with a subscription price of \$4,848,981 and \$4,500,778 respectively. Details of the convertible note have been disclosed in Note 16.

The Company also signed a new loan agreement with Rich Mark Development (Group) Pty Ltd on 19 November 2021 for \$7,500,000. The loan is available for drawdown in 6 tranches through to 31 March 2023. The loan is unsecured and subject to interest of 2.2%, which accrues six monthly and is payable along with the principal at maturity and matures on 30 November 2026. During the current period, the Company drew down \$4,000,000 (2022: \$3,200,000) of this loan. Rich Mark Development (Group) Pty Ltd have the option to convert the principal and interest in part or whole into Company shares. This will be subject to ASIC and ASX regulations, an independent expert report and shareholder approval.

The Company also signed a new loan agreement with Rich Mark Development (Group) Pty Ltd on 18 August 2022 for \$3,000,000. The loan is available for drawdown in 3 tranches through to 30 June 2023. The loan is unsecured and subject to interest of 2.2%, which accrues six monthly and is payable along with the principal at maturity and matures on 31 December 2028. During the current period, the Company drew down \$3,000,000 of this loan. Rich Mark Development (Group) Pty Ltd have the option to convert the principal and interest in part or whole into Company shares. This will be subject to ASIC and ASX regulations, an independent expert report and shareholder approval.

The Company also signed a new loan agreement with Rich Mark Development (Group) Pty Ltd on 15 February 2023 for \$3,000,000. The loans is available for drawdown in 2 tranches through to 30 September 2023. The loan is unsecured and subject to interest of 3.0%, which accrues six monthly and is payable along with the principal at maturity and matures on 19 June 2028. During the current period, the Company drew down \$1,500,000 of this loan. Rich Mark Development (Group) Pty Ltd have the option to convert the principal and interest in part or whole into Company shares. This will be subject to ASIC and ASX regulations, an independent expert report and shareholder approval.

Borrowings

Party	Description	Balance as at 30 June 2022 \$	Additions \$	Interest expense for period \$	Balance as at 30 June 2023 \$
Xingang Resources (HK) Ltd.	Convertible Note	3,157,486	-	597,021	3,754,506
Rich Mark Development (Group) Pty Ltd	Convertible Note	3,386,690	-	640,356	4,027,046
	Loan 7	1,646,914	2,141,002	517,335	4,305,251
	Loan 8	-	1,236,763	47,415	1,284,178
	Loan 9	-	721,650	3,638	725,288

Shareholder Contribution

Party	Description	Balance as at 30 June 2022 \$	Reclassify within equity \$	Shareholder Contribution \$	Balance as at 30 June 2023 \$
Rich Mark Development (Group) Pty Ltd	Other Loans	4,926,336	(4,926,336)	-	-
	Loan 7	1,602,471	-	1,858,998	3,461,469
	Loan 8	-	-	1,763,238	1,763,238
	Loan 9	-	-	778,351	778,351

As at 30 June 2023, there is accrued interest owing to Rich Mark Development (Group) Pty Ltd of \$326,579 (2022: \$254,985) and Xingang Resources (HK) Ltd of \$171,044 (2022: \$204,274) included in borrowings.

(b) Transactions with Related Parties

The Company also pays rent of \$500 (2022: \$500) and \$200 (2022: \$200) in outgoings per month for the lease of the Melbourne office from Rich Mark Development (Group) Pty Ltd totalling \$8,400 (2022: \$8,400). The Company also pays rent of \$4,185 (2022: \$4,185) per month for the lease of the West Perth Office from Rich Mark Development (Group) Pty Ltd totalling \$50,220 (2022: \$50,220). Both arrangements are not at arm's length.

Disclosures relating to Key Management Personnel are set out in Note 19 and the Remuneration Report in the Directors Report in compliance with Australian Accounting Standards AASB 124: *Related Party Disclosures*, the *Corporations Act 2001* and the *Corporations Regulations 2001*.

Transactions with Arthur Zhou amounted to \$47,161 (2022: \$18,960).

There are no other related party transactions.

21. AUDITOR'S REMUNERATION

	2023	2022
	\$	\$
Remuneration of the auditor of the Company for:		
- auditing and reviewing the financial statements	48,000	94,562
- other services	-	-
	<u>-</u>	<u>-</u>

The auditor of Accent Resources NL is RSM Australia Partners (2022: Deloitte Touche Tohmatsu).

22. SEGMENT INFORMATION

Identification of Reportable Segments

The Company identifies its operating segments based on internal reports that are reviewed and used by the Board of Directors (chief operating decision maker) in assessing performance and determining the allocation of resources.

The Company operates in mineral exploration in Australia as the single segment currently. The financial information in the Statement of Profit or Loss and Other Comprehensive Income and the Statement of Financial Position is the same as that presented to the chief operating decision maker.

For personal use only

23. FINANCIAL RISK MANAGEMENT

(a) Financial Risk Management

The Company's financial assets and liabilities consist mainly of deposits with banks and accounts and related party borrowings.

The main purpose of non-derivative financial assets and liabilities is to raise finance for the Company's operations.

Derivatives are not currently used by the Company for hedging purposes. The Company does not speculate in the trading of derivative instruments.

(i) Treasury Risk Management

The Board of the Company meets on a regular basis to analyse interest rate exposure and to evaluate treasury management strategies in the context of the most recent economic conditions and forecasts.

(ii) Financial Risks

The main risks the Company is exposed to through its financial assets and liabilities are interest rate risk, liquidity risk and credit risk.

Interest Rate Risk

The Company does not have any debt that may be affected by interest rate risk as the loan and convertible notes from the parent entity and loans from other shareholders are at a fixed interest rate. The Company seeks to utilise fixed interest rate products to assist in managing its deposit funds and is subject to interest rate risk as detailed below in *sensitivity analysis*.

	Floating Interest Rate		Fixed Interest Rate		No Interest Rate		Total		Weighted Effective Interest Rate	
	2023 \$	2022 \$	2023 \$	2022 \$	2023 \$	2022 \$	2023 \$	2022 \$	2023 \$	2022 \$
Financial Assets										
Cash	7,790,130	3,008,482	-	-	-	-	7,790,130	3,008,482	1.02	1.02
Trade and other receivables	-	-	-	-	30,472	128,587	30,472	128,587	N/A	N/A
Total Financial Assets	7,790,130	3,008,482	-	-	30,472	128,587	7,820,602	3,137,069		
Financial Liabilities										
Trade and other payables	-	-	-	-	275,375	152,301	275,375	152,301	N/A	N/A
Convertible note	-	-	7,722,198	6,459,180	-	-	7,722,198	6,459,180	N/A	N/A
Lease liabilities	-	-	242,427	128,819	-	-	242,427	128,819	4.0%	4.0%
Borrowings	-	-	6,314,278	1,646,914	-	-	6,314,278	1,646,914	18.4%	18.09%
Total Financial Liabilities	-	-	14,278,903	8,234,913	275,375	152,301	14,554,278	8,387,214		

Sensitivity Analysis

At 30 June 2023, if interest rates had changed by +/- 100 basis points from the weighted average rate for the year with all other variables held constant, post-tax loss for Company would have been \$43,301 lower/higher (2022: \$12,267 lower/higher) as a result of lower/higher interest income from cash and cash equivalents.

Liquidity Risk

Liquidity risk arises from the possibility that the Company may encounter difficulty in settling its debts or otherwise meeting its financial obligations related to financial liabilities. The Company manages liquidity risk by monitoring forecast cash flows.

Financing arrangements

Unused borrowing facilities at the reporting date:

	2023 \$	2022 \$
Shareholders loans	1,800,000	4,300,000

Remaining contractual maturities:

The following tables detail the Company's remaining contractual maturity for its financial instrument liabilities. The tables have been drawn up based on the undiscounted cash flows of financial liabilities based on the earliest date on which the financial liabilities are required to be paid. The tables include both interest and principal cash flows disclosed as remaining contractual maturities and therefore these totals may differ from their carrying amount in the statement of financial position.

	Within 1 Year		1 to 5 Years		Total	
	2023 \$	2022 \$	2023 \$	2022 \$	2023 \$	2022 \$
Financial liabilities due for payment						
<u>Non-interest bearing</u>						
Trade and other payables	(275,375)	(152,301)	-	-	(275,375)	(152,301)
<u>Interest-bearing-fixed rates</u>						
Lease liabilities	(50,220)	(50,220)	(255,285)	(100,440)	(305,505)	(150,660)
Borrowings ⁴	-	-	(12,317,336)	(3,249,385)	(12,317,336)	(3,249,385)
Convertible note ⁵	-	-	(11,086,501)	(9,823,483)	(11,086,501)	(9,823,483)
Total Expected outflows	(325,595)	(202,521)	(23,659,122)	(13,173,308)	(23,984,717)	(13,375,829)

There are no assets or liabilities that have a maturity date greater than five years.

Credit Risk

The maximum exposure to credit risk, excluding the value of any collateral or other security, at reporting date to recognised financial assets, is the carrying amount, net of any provisions for impairment of those assets, as disclosed in the Statement of Financial Position and notes to the financial statements.

Credit risk on liquid funds is limited because counter parties are banks with high credit rating.

The Company does not have any material credit risk exposure to any single receivable or group of receivables under financial assets entered into by the economic entity.

Price Risk

The Company is not exposed to any significant price risk.

⁴ These are the non-discounted balances. The values in the balance sheet are discounted using an effective interest rate of 18.09%.

⁵ These are the non-discounted balances. The values in the balance sheet are discounted using an effective interest rate of 18.09%.

(b) Fair value of assets and liabilities

Fair Value of Financial Assets and Liabilities Not Measured at Fair Value

The Directors are of the opinion that the carrying value of the following financial instruments approximates the fair value of these instruments:

- trade and other receivables
- trade and other payables
- loan from related parties (refer note 13 for details).
- Convertible note (refer note 16 for details)

24. SHARE BASED PAYMENT

The Company has begun operating an equity settled share plans as detailed below.

The Company's Performance Rights Plan has made awards to the Executive Chairman, Company Directors, employees and consultants for the 2022 financial year. This plan focuses efforts on longer-term performance achievement with a focus on relative shareholder returns to support the creation of sustainable long-term shareholder value.

Participants are awarded performance rights, which may convert into ACS shares on a one-for-one basis. The rights granted may vest after 12 months and 36 months as the end of a performance period. These rights are not subject to the satisfaction of any other performance measures.

The following table provides details of outstanding awards of performance rights granted under this award.

Holders	Period	Outstanding 1 July 2022	Granted	Forfeited	Exercised	Expired	Outstanding 30 June 2023	Exercisable 30 June 2023	Expense
Key management personnel	2023	11,500,000	-	-	(5,500,000)	-	6,000,000	Nil	\$269,333
Other	2023	1,600,000	-	-	(1,600,000)	-	-	Nil	\$42,898
Total		13,100,000	-	-	(7,100,000)	-	6,000,000	Nil	\$312,231

Holders	Period	Outstanding 1 July 2021	Granted	Forfeited	Exercised	Expired	Outstanding 30 June 2022	Exercisable 30 June 2022	Expense
Key management personnel	2022	Nil	11,500,000	Nil	Nil	Nil	11,500,000	Nil	\$222,775
Other	2022	Nil	1,600,000	Nil	Nil	Nil	1,600,000	Nil	\$24,806
Total		Nil	13,100,000	Nil	Nil	Nil	13,100,000	Nil	\$247,581

The fair value at the grant date was \$0.055 for the share price at grant date for key management personnel and \$0.056 for other recipients.

25. EVENTS AFTER THE BALANCE SHEET DATE

Subsequent to the end of the financial year, the Company is scheduled to draw down the final \$1.5 million of the \$3m loan with Rich Mark Development (Group) Pty Ltd by 30 September 2023. The loan is unsecured and subject to interest at 3.0% pa which accrues six monthly and is payable along with the principle at maturity. The loan matures on 19 June 2028.

Apart from the matter above, no other matter or circumstance has arisen since 30 June 2023 that has significantly affected, or may significantly affect the company's operations, the results of those operations, or the company's state of affairs in future financial years.

26. ULTIMATE PARENT COMPANY

The Ultimate Parent Company of Accent Resources NL is Rich Mark Development (Group) Pty Ltd ("Rich Mark").

27. COMPANY DETAILS

The registered office of the Company is: 9/250 Queen Street, Melbourne VIC 3000.

The principal place of business of the Company is: Level 2, 72 Kings Park Road, West Perth WA 6005.

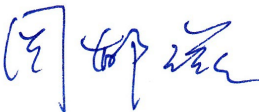
**ACCENT RESOURCES NL
DIRECTORS' DECLARATION**

In the directors' opinion:

- the attached financial statements and notes comply with the Corporations Act 2001, the Accounting Standards, the Corporations Regulations 2001 and other mandatory professional reporting requirements;
- the attached financial statements and notes comply with International Financial Reporting Standards as issued by the International Accounting Standards Board as described in note 1 to the financial statements;
- the attached financial statements and notes give a true and fair view of the Company's financial position as at 30 June 2023 and of its performance for the financial year ended on that date;
- there are reasonable grounds to believe that the Company will be able to pay its debts as and when they become due and payable; and

The directors have been given the declarations required by section 295A of the Corporations Act 2001.
Signed in accordance with a resolution of directors made pursuant to section 295(5)(a) of the Corporations Act 2001.

On behalf of the directors



Yuzi Zhou
Executive Chairman

Dated this 29th day of September 2023

For personal use only

RSM Australia Partners

Level 32, Exchange Tower
2 The Esplanade Perth WA 6000
GPO Box R1253 Perth WA 6844

T +61 (0) 8 9261 9100

F +61 (0) 8 9261 9111

www.rsm.com.au

INDEPENDENT AUDITOR'S REPORT

To the Members of ACCENT RESOURCES NL

Opinion

We have audited the financial report of Accent Resources NL (the Company), which comprises the statement of financial position as at 30 June 2023, the statement of profit or loss and other comprehensive income, the statement of changes in equity and the statement of cash flows for the year then ended, and notes to the financial statements, including a summary of significant accounting policies, and the directors' declaration.

In our opinion, the accompanying financial report of the Company is in accordance with the *Corporations Act 2001*, including:

- (i) giving a true and fair view of the Company's financial position as at 30 June 2023 and of its financial performance for the year then ended; and
- (ii) complying with Australian Accounting Standards and the Corporations Regulations 2001.

Basis for Opinion

We conducted our audit in accordance with Australian Auditing Standards. Our responsibilities under those standards are further described in the *Auditor's Responsibilities for the Audit of the Financial Report* section of our report. We are independent of the Company in accordance with the auditor independence requirements of the Corporations Act 2001 and the ethical requirements of the Accounting Professional and Ethical Standards Board's APES 110 *Code of Ethics for Professional Accountants* (the Code) that are relevant to our audit of the financial report in Australia. We have also fulfilled our other ethical responsibilities in accordance with the Code.

We confirm that the independence declaration required by the *Corporations Act 2001*, which has been given to the directors of the Company, would be in the same terms if given to the directors as at the time of this auditor's report.

We believe that the audit evidence we have obtained is sufficient and appropriate to provide a basis for our opinion.

THE POWER OF BEING UNDERSTOOD

AUDIT | TAX | CONSULTING

RSM Australia Partners is a member of the RSM network and trades as RSM. RSM is the trading name used by the members of the RSM network. Each member of the RSM network is an independent accounting and consulting firm which practices in its own right. The RSM network is not itself a separate legal entity in any jurisdiction.

RSM Australia Partners ABN 36 965 185 036

Liability limited by a scheme approved under Professional Standards Legislation

Key Audit Matters

Key audit matters are those matters that, in our professional judgement, were of most significance in our audit of the financial report of the current period. These matters were addressed in the context of our audit of the financial report as a whole, and in forming our opinion thereon, and we do not provide a separate opinion on these matters.

Key Audit Matter	How our audit addressed this matter
Exploration and Evaluation Assets Refer to Note 9 in the financial statements	
<p>The Company has capitalised exploration and evaluation assets of \$9,852,279 as at 30 June 2023.</p> <p>We considered this to be a key audit matter due to the significant management judgments involved in assessing the carrying value in accordance with <i>AASB 6 Exploration for and Evaluation of Mineral Resources</i>, including:</p> <ul style="list-style-type: none"> • Determining whether the expenditure can be associated with finding specific mineral resources, and the basis on which that expenditure is allocated to an area of interest; • Assessing whether exploration activities have reached a stage at which the existence of economically recoverable reserves may be determined; and • Assessing whether any indicators of impairment are present and if so, judgement applied to determine and quantify any impairment loss. 	<p>Our audit procedures included:</p> <ul style="list-style-type: none"> • Assessing the Company's accounting policy for compliance with accounting standards; • Testing, on a sample basis, the rights to tenure of the areas of interest are current; • Testing, on a sample basis, additions to supporting documentation and assessing whether the amounts capitalised during the year are in compliance with the Company's accounting policy and relate to the area of interest; • Assessing and evaluating management's assessment of whether indicators of impairment existed at the reporting date; • Enquiring with management and reading budgets and other documentation as evidence that active and significant operations in, or relation to, the area of interest will be continued in the future; • Assessing management's determination that exploration activities have not yet progressed to the stage where the existence or otherwise of economically recoverable reserves may be determined; and • Assessing the appropriateness of the disclosures in the financial statements.

Key Audit Matter	How our audit addressed this matter
Borrowings Refer to Note 13 in the financial statements	
<p>The Company has borrowings of \$6,314,278 as at 30 June 2023.</p> <p>We considered this to be a key audit matter as it is significant balance on statement of financial position and the judgments made by management include:</p> <ul style="list-style-type: none"> Examining the nature of the borrowings and application of accounting standards to determine the fair value at inception date; and Determining whether the effective interest rate used is appropriate. 	<p>Our audit procedures included:</p> <ul style="list-style-type: none"> Assessing the Company's accounting policy for compliance with Australian Accounting Standards; Obtaining an understanding of the terms and conditions of the agreements; Testing the completeness of the borrowings outstanding, including confirmation of balances with lenders at the reporting date; Evaluating the appropriateness of management's valuation methodology applied to determine the fair value of the borrowings at inception date; Testing the key inputs used in the valuation model; Assessing the appropriateness of the effective interest rate used; Checking the mathematical accuracy of the unwinding interest calculation; Agreeing the funds received to bank statements; and Assessing the appropriateness of disclosures in the financial statements.

Other Information

The directors are responsible for the other information. The other information comprises the information included in the Company's annual report for the year ended 30 June 2023, but does not include the financial report and the auditor's report thereon.

Our opinion on the financial report does not cover the other information and accordingly we do not express any form of assurance conclusion thereon.

In connection with our audit of the financial report, our responsibility is to read the other information and, in doing so, consider whether the other information is materially inconsistent with the financial report or our knowledge obtained in the audit or otherwise appears to be materially misstated.

If, based on the work we have performed, we conclude that there is a material misstatement of this other information, we are required to report that fact. We have nothing to report in this regard.

Responsibilities of the Directors for the Financial Report

The directors of the Company are responsible for the preparation of the financial report that gives a true and fair view in accordance with Australian Accounting Standards and the *Corporations Act 2001* and for such internal control as the directors determine is necessary to enable the preparation of the financial report that gives a true and fair view and is free from material misstatement, whether due to fraud or error.

In preparing the financial report, the directors are responsible for assessing the ability of the Company to continue as a going concern, disclosing, as applicable, matters related to going concern and using the going concern basis of accounting unless the directors either intend to liquidate the Company or to cease operations, or have no realistic alternative but to do so.

Auditor's Responsibilities for the Audit of the Financial Report

Our objectives are to obtain reasonable assurance about whether the financial report as a whole is free from material misstatement, whether due to fraud or error, and to issue an auditor's report that includes our opinion. Reasonable assurance is a high level of assurance, but is not a guarantee that an audit conducted in accordance with the Australian Auditing Standards will always detect a material misstatement when it exists. Misstatements can arise from fraud or error and are considered material if, individually or in the aggregate, they could reasonably be expected to influence the economic decisions of users taken on the basis of this financial report.

A further description of our responsibilities for the audit of the financial report is located at the Auditing and Assurance Standards Board website at: https://www.auasb.gov.au/auditors_responsibilities/ar2.pdf. This description forms part of our auditor's report.

Report on the Remuneration Report

Opinion on the Remuneration Report

We have audited the Remuneration Report included in the directors' report for the year ended 30 June 2023.

In our opinion, the Remuneration Report of Accent Resources NL, for the year ended 30 June 2023, complies with section 300A of the *Corporations Act 2001*.

Responsibilities

The directors of the Company are responsible for the preparation and presentation of the Remuneration Report in accordance with section 300A of the *Corporations Act 2001*. Our responsibility is to express an opinion on the Remuneration Report, based on our audit conducted in accordance with Australian Auditing Standards.

The logo for RSM Australia Partners, featuring the letters "RSM" in a stylized, handwritten font.
RSM AUSTRALIA PARTNERS

A handwritten signature in black ink, appearing to read "Aik Kong Ting".
AIK KONG TING
Partner

Perth, WA
Dated: 29 September 2023



RSM Australia Partners

Level 32, Exchange Tower
2 The Esplanade Perth WA 6000
GPO Box R1253 Perth WA 6844

T +61 (0) 8 9261 9100

F +61 (0) 8 9261 9111

www.rsm.com.au

AUDITOR'S INDEPENDENCE DECLARATION

As lead auditor for the audit of the financial report of Accent Resources NL for the year ended 30 June 2023, I declare that, to the best of my knowledge and belief, there have been no contraventions of:

- (i) the auditor independence requirements of the *Corporations Act 2001* in relation to the audit; and
- (ii) any applicable code of professional conduct in relation to the audit.

RSM AUSTRALIA PARTNERS

AIK KONG TING
Partner

Perth, WA
Dated: 29 September 2023

THE POWER OF BEING UNDERSTOOD
AUDIT | TAX | CONSULTING

RSM Australia Partners is a member of the RSM network and trades as RSM. RSM is the trading name used by the members of the RSM network. Each member of the RSM network is an independent accounting and consulting firm which practices in its own right. The RSM network is not itself a separate legal entity in any jurisdiction.

RSM Australia Partners ABN 36 965 185 036

Liability limited by a scheme approved under Professional Standards Legislation

As at 19th August 2023

1. Numbers of Holders of Equity Securities

a. Ordinary Share Capital

473,127,283 fully paid ordinary shares are held by 347 individual shareholders.

b. Listed Options

There are no listed options.

c. Unlisted Options

There are no unlisted options.

d. Performance Rights

There are 6,000,000 Performance Rights which were issued to 2 individuals on 18th February 2022. The Rights vest (convert to ordinary shares) subject to certain conditions on 18th February 2025.

e. Distribution of Holders of Equity Securities

	Fully Paid Ordinary Shares	Listed Options	Unlisted Options
1 - 1,000	10,064	-	-
1,001 – 5,000	190,238	-	-
5,001 – 10,000	552,482	-	-
10,001 – 100,000	3,836,326	-	-
100,001 – and over	468,538,173	-	-
Total	473,127,283	-	-

f. Substantial Share Holders

The names of the substantial shareholders listed in the Company's register as at 19th August 2023:

	Number	Percentage
1. Rich Mark Development (Group) Pty Ltd	313,245,410	66.11%
2. Xingang Resources (HK) Limited	98,026,518	20.72%

g. Other Information

The voting rights attached to ordinary shares are governed by the Constitution of the Company. On a show of hands every person present who is a Member or representative of a Member shall have one vote on a poll, every Member present in person or by proxy or by attorney or duly authorised representative shall have one vote for each share held. None of the options have any voting rights.

Unmarketable Parcels

At the date of this report, there were 298 holders who held shares that were unmarketable parcels.

2. Twenty Largest Shareholders

	Number	Percentage
RICH MARK DEVELOPMENT (GROUP) PTY LTD	313,245,410	66.11%
XINGANG RESOURCES (HK) LIMITED	98,026,518	20.72%
GRANDMASTER FORTUNE LIMITED	21,563,603	4.56%
MR BIN CUI	10,115,470	2.14%
SINO ORIENTAL INTERNATIONAL LIMITED	10,000,000	2.11%
BRILLIANT SERVICE PTY LTD	5,000,000	1.06%
MR LI ZHAO	2,102,500	0.44%
WILLIMS SUPER FUND A/C	852,500	0.18%
DONG LIANG	583,959	0.12%
JIE YOU	500,000	0.11%
BROWNWARD PTY LTD <BRIAN HAYWARD SF A/C>	500,000	0.11%
TOLSUTRA PTY LTD	500,000	0.11%
TONY JAMES PEARS & LYNDA PAMELA PEARS	463,500	0.10%
DESKGLEN PTY LTD <HEILBRONN'S SUPER FUND A/C>	400,000	0.08%
ROBERT ALLEN	400,000	0.08%
DAVID ARITI	387,322	0.08%
XIA LI	320,156	0.07%
STUART DYMOCK	300,000	0.07%
GEORGE MORTON	300,000	0.07%
BACARRO PTY LTD	287,322	0.06%
	465,850,770	98.46%

3. Twenty Largest Option Holders

There were no listed or unlisted options as at 19th August 2023.

4. Restricted Securities

At 19th August 2023 there were 6,000,000 Performance Rights issued to 2 individuals. The Rights, subject to certain conditions, vest (convert to ordinary shares) on 18th February 2025.



For the Year ended 30 June 2023

WESTERN AUSTRALIA

All of the Company's Mineral resources and Ore Reserves are located within Western Australia.

IRON (MAGNETITE) RESOURCES

There was no change to the Company's iron (magnetite) resources during FY2023.

Table: Magnetite Range Project

JORC 2004 Category	Tonnes (Mt)	DTR Wt Recovery (%)	Whole Rock Assay				DTR Concentrate Assay						
			Fe (%)	Al2O3 (%)	S (%)	SiO2 (%)	Fe (%)	Al2O3 (%)	S (%)	SiO2 (%)	P (%)	FeO (%)	LOI (%)
Measured	6.8	41.66	33.86	0.86	0.11	46.92	69.61	0.1	0.16	2.93	0.01	24.53	-3.08
Indicated	305.7	37.26	31.82	1.92	0.33	46.27	67.32	0.24	0.49	5.32	0.01	27.37	-2.77
Inferred	122	32.57	30.28	2.34	0.41	47.12	67.6	0.24	0.62	4.91	0.01	27.43	-2.68
Total	434.5	36.01	31.42	2.02	0.35	46.52	67.43	0.24	0.52	5.17	0.01	27.34	-2.75

- Source: ACS 28/11/12 ASX Announcement
- Small discrepancies may occur due to rounding effects
- Calculated on the fresh zone, 15% DTR weight recovery cut off

GOLD RESOURCES

There was no change to the Company's gold resources during FY2023.

Table: Norseman Project (at 0.5 g/t Au lower cut off)

Deposit	JORC 2004 Category											
	Measured			Indicated			Inferred			Total		
	Ore (t)	Grade (g/t)	Total (Oz)	Ore (t)	Grade (g/t)	Total (Oz)	Ore (t)	Grade (g/t)	Total (Oz)	Ore (t)	Grade (g/t)	Total (Oz)
Iron Duke	450,900	1.8	25,300	272,500	1.6	14,000	126,500	1.6	6,400	850,000	1.7	45,700
Surprise	299,200	1.4	13,300	137,600	1.3	5,900	94,300	1.2	3,600	531,100	1.3	22,800
Total	750,100	1.6	38,600	410,100	1.5	19,900	220,800	1.4	10,000	1,381,000	1.5	68,500

Table: Norseman Project (at 1 g/t Au lower cut off)

Deposit	JORC 2004 Category											
	Measured			Indicated			Inferred			Total		
	Ore (t)	Grade (g/t)	Total (Oz)	Ore (t)	Grade (g/t)	Total (Oz)	Ore (t)	Grade (g/t)	Total (Oz)	Ore (t)	Grade (g/t)	Total (Oz)
Iron Duke	328,300	2.1	22,200	213,700	1.8	12,500	111,100	1.7	6,000	653,200	1.9	40,700
Surprise	210,800	1.6	10,900	111,900	1.4	5,200	63,500	1.4	2,800	386,200	1.5	18,800
Total	539,100	1.9	33,100	325,600	1.7	17,700	174,600	1.6	8,800	1,039,400	1.8	59,500

- Source: ACS 26/11/2012 ASX Announcement
- Small discrepancies may occur due to rounding effects

For personal use only



The Mineral Resource estimate for the Magnetite Range and Norseman Gold Projects was prepared and first disclosed under the JORC Code 2004. They have not been updated since to comply with the JORC Code 2012 on the basis that the information has not materially changed since it was last reported.

MINERAL RESOURCE AND ORE RESERVE CORPORATE GOVERNANCE

Due to the nature, stage and size of the Company's existing projects, ACS believe there would be no efficiencies gained by establishing a separate committee responsible for reviewing and monitoring the Company's processes for calculating Mineral Resources and Ore Reserves and for ensuring that the appropriate internal controls are applied to such calculations.

However, the Company ensures that data collected and utilised, and all Mineral Resource or Ore Reserve Estimations, are supervised and prepared by Competent Persons in accordance with JORC Code.

The Company will report any future Mineral Resource and Ore Reserves updates in accordance with the 2012 JORC Code.

COMPETENT PERSONS STATEMENTS

For the Year Ended 30 June 2023

Competent Persons Statement – Magnetite Range Project

The information that relates to Mineral Resources at the Magnetite Range Iron (magnetite) Ore Project is based on a resource estimate that was prepared by Mr Stephen Hyland of Ravensgate Mineral Industry Consultants. Mr Hyland is a Fellow of the Australasian Institute of Mining and Metallurgy. The preparation was supervised by Mr G Rodney Dale FRMIT of PROMET Engineers Pty Ltd. Mr Dale is a Fellow of the Australasian Institute of Mining and Metallurgy. Mr Hyland takes overall responsibility for the Resource Estimate; Mr Dale takes responsibility for the geological model. Mr Hyland and Mr Dale have sufficient experience which is relevant to the style of mineralisation and type of deposit under consideration and to the activity they are undertaking to qualify as Competent Persons as defined in the 2004 Edition of the Australasian Code for Reporting of Exploration Results, Mineral Resources and Ore Reserves. Mr Hyland and Mr Dale consent to the inclusion in this report of the matters based on their information (and the public reporting of these statements) in the form and context that the information appears.

Competent Persons Statement – Norseman Project

The information that relates to Mineral Resources at the Norseman Gold Project is based on a resource estimate that was prepared by Mr Stephen Hyland of Ravensgate Mining Industry Consultants. Mr Hyland is a Fellow of the Australian Institute of Mining and Metallurgy. Mr Hyland has sufficient experience which is relevant to the style of mineralisation and type of deposit under consideration and to the activity which he is undertaking to qualify as a Competent Person as defined in the 2004 Edition of the Australasian Code for Reporting of Exploration Results, Mineral Resources and Ore Reserves. Mr Hyland consents to the inclusion in this report of the matters based on his information (and the public reporting of these statements) in the form and context that the information appears.

Competent Persons Statement – Annual Mineral Reserves and Resources Statement

The Mineral Resources and Ore Reserves statement in this Annual Report is based on, and fairly represents, information and supporting documentation prepared by a competent person or persons. The Mineral Resources and Ore Reserves statement as a whole has been approved by Ms G Morton, who is a full-time employee of the Company and a Member of the Australian Institute of Geoscientists. Ms Morton consents to the inclusion of the Mineral Resources and Ore Reserves statement in the form and context in which it appears in this Annual Report.

For personal use only



For Year Ended 30 June 2023

WESTERN AUSTRALIA

All of the Company's projects are located within Western Australia.

TENEMENT PARTICULARS	PROJECT	INTEREST AT BEGINNING OF QUARTER	ACQUIRED	INTEREST AT END OF QUARTER
	LOCATION			
MAGENTITE RANGE PROJECT				
M59/764	Mt Gibson	100%	11/08/2021	100%
M59/166	Mt Gibson	100%	5/10/1989	100%
E59/875	Mt Gibson	100%	22/03/2006	100%
E59/2303	Mt Gibson	100%	31/08/2018	100%
E59/2043	Mt Gibson	100%	18/06/2015	100%
E59/2666	Mt Gibson	100%	1/07/2022	100%
E59/2423	Mt Gibson	100%	13/09/2022	100%
E59/2686	Mt Gibson	100%	2/09/2022	100%
E59/2719	Mt Gibson	100%	24/10/2022	100%
L59/197	Mt Gibson	100%	30/09/2022	100%
L59/106	Mt Gibson	100%	1/08/2012	100%
L59/196	Mt Gibson	100%	15/11/2021	100%
L59/210	Mt Gibson	100%	4/10/2022	100%
NORSEMAN PROJECT				
M63/229	Norseman	100%	19/11/1990	100%
M63/657	Norseman	100%	15/12/2020	100%
P63/1997	Norseman	100%	4/07/2016	100%
P63/2052	Norseman	100%	26/10/2017	100%
P63/2154	Norseman	100%	2/09/2019	100%
P63/2200	Norseman	100%	29/10/2020	100%
P63/2191	Norseman	100%	Application	100%

For personal use only



“This page is left blank intentionally”

For personal use only

