

For personal use only

**FELIX GOLD LIMITED  
AND CONTROLLED ENTITIES**

**ABN: 35 645 790 281**

**CONSOLIDATED FINANCIAL REPORT  
FOR THE YEAR ENDED  
30 JUNE 2023**

## Contents

---

Cautionary Statements	2
Corporate Information	3
Chairman's Letter	4
Review of Operations	5
Directors' Report	12
Auditor's Independence Declaration	24
Shareholder Information	25
Interests in Tenements	30
Annual Mineral Resources Statement	32
Consolidated Statement of Profit or Loss and Other Comprehensive Income for the Year Ended 30 June 2023	33
Consolidated Statement of Financial Position as at 30 June 2023	34
Consolidated Statement of Changes in Equity for the Year Ended 30 June 2023	35
Consolidated Statement of Cash Flows for the Year Ended 30 June 2023	36
Notes to the Consolidated Financial Statements for the Year Ended 30 June 2023	37
Directors' Declaration	57
Independent Auditor's Report	58

For personal use only

## Cautionary Statements

---

### Forward-looking statements

This document may contain certain forward-looking statements. Such statements are only predictions, based on certain assumptions and involve known and unknown risks, uncertainties and other factors, many of which are beyond the Company's control. Actual events or results may differ materially from the events or results expected or implied in any forward-looking statement.

The inclusion of such statements should not be regarded as a representation, warranty or prediction with respect to the accuracy of the underlying assumptions or that any forward-looking statements will be or are likely to be fulfilled. Felix Gold Limited undertakes no obligation to update any forward-looking statement to reflect events or circumstances after the date of this document (subject to securities exchange disclosure requirements).

The information in this document does not take into account the objectives, financial situation or particular needs of any person or organisation. Nothing contained in this document constitutes investment, legal, tax or other advice.

### Competent Person Statement

The information in this report that relates to Exploration Results is based on information compiled by Mr Andrew Browne, a Competent Person who is a Fellow of The Australian Institute of Mining and Metallurgy. Mr Browne is a Director of Felix Gold Limited and has sufficient experience which is relevant to the style of mineralisation and type of deposit under consideration and to the activity which is being undertaken to qualify as a Competent Person as defined in the 2012 Edition of the 'Australasian Code for Reporting of Exploration Results, Mineral Resources and Ore Reserves.' Mr Browne consents to the inclusion in this report of the matters based on his information in the form and context in which it appears. The Company confirms that the form and context in which the Competent Person's findings are presented have not been materially modified.

### Listing Rule Disclosure

In accordance with Listing Rule 4.10.19, Felix Gold Limited advises that it has used the cash and assets in a form readily convertible to cash that it had at the time of admission in a manner consistent with its business objectives.

For personal use only

## Corporate Information

---

### Directors

Ronnie Beevor, Non-Executive Chairman  
Anthony Reilly, Managing Director and CEO  
Joseph Webb, Non-Executive Director  
Andrew Browne, Non-Executive Director

### Company Secretary

Craig McPherson

### Head Office and Registered Office

Felix Gold Limited  
Level 1, 371 Queen St  
Brisbane QLD 4000  
Tel: +61 7 3054 7108

### Auditors

PKF Brisbane Audit  
Level 6, 10 Eagle Street  
Brisbane QLD 4000

### Share Registry

Automic Pty Ltd.  
Level 5 126 Phillip Street  
Sydney, NSW 2000  
Australia

### Stock Exchange Listing

Australian Stock Exchange – ASX: FXG

For personal use only

## Chairman's Letter

---

Dear Fellow Shareholders,

I am extremely pleased to be able to report on Felix Gold's considerable advances made in the last twelve months towards the discovery of a potential multimillion ounce gold resource, as well as a huge sense of exploration optimism for the current financial year.

The Felix team in Fairbanks executed two significant drill programs in season 2022 and 2023, with assays from the 2022 program confirming the discovery of significant near surface gold mineralisation at the NW Array target. Holes including 22TCRC008 89.9m @ 1.2 g/t au from 32m, 22TCRC005 33.5m @ 1.63 g/t Au from 1.5m, and 22TCRC071 38.12m @ 1.1 g/t Au from 1.5m indicate considerable width and grade of the system.

Following this program, Felix, in Q1 CY2023, incorporated all assays from the 2022 season and calculated a JORC compliant exploration target for the NW Array Prospect of 1.1Moz to 3.6Moz, inclusive of a subset exploration target for the NW Array Southern Zone of 270Koz to 890Koz.

The 2023 drilling season commenced in May with a target to drill 40 RC holes for 3,500m with the key objective to advance the geological confidence of the NW Array Southern Zone to enable delineation of a maiden JORC-compliant Mineral Resource.

I am pleased to report that our team in Fairbanks, led by Rebecca Gower, exceeded its objective by drilling 45 holes for 4,278m with assays confirming continuity of thick zones of near surface gold mineralisation including holes 23TCRC135 100.5m @ 1.14g/t from 21.3m, 23TCRC138 70.1m @ 1.6g/t from 6.1m and 23TCRC155 54.9m @ 1.8g/t from 1.5m.

Significantly, within the higher-grade gold zones, was the discovery of high-grade zones of the critical mineral Stibnite (antimony sulphide  $Sb_2S_3$ ). Stibnite is on the U.S Government list of critical minerals, and adds a new dimension and potential valuable by-product to a gold resource.

Since listing in January 2022 Felix Gold has more than executed the land acquisition, geophysical testing and drilling plans set out in our IPO Prospectus. We could not have achieved this without the skill and hard work of our Fairbanks based team, led by Rebecca Gower, and the leadership and focus of our Managing Director, Anthony Reilly who succeeded Joe Webb in January 2023.

Lastly, I would like to acknowledge the tremendous financial and technical support provided by our largest shareholder the Mine Discovery Fund and, in particular, the significant contribution from my fellow directors Joe Webb and Andy Browne. My sincere thanks to them for their experience and guidance since the inception of Felix Gold.

Ronnie Beevor  
Chairman  
29 September 2023

For personal use only

## Review of Operations

---

During the year ended 30 June 2023, Felix Gold Limited focused on the advancement of the Company's projects in Alaska. The Company provides a summary of its operational and corporate activities for year ended 30 June 2023 as follows.

### PROJECTS

- Felix Gold has undertaken extensive exploration on its Treasure Creek, NE Fairbanks and MHT projects in the Fairbanks Gold Mining District Alaska.
- In its maiden 2022 drilling season, total drilling of 16,704m in 183 RC drill holes and 1,080m in 4 diamond core holes was completed.
- In the 2022 season the NW Array Prospect at our Treasure Creek Project delivered multiple thick, near surface intercepts including 22TCRC008 89.9m @ 1.2 g/t au, 22TCRC005 33.5m @ 1.63 g/t Au, and 22TCRC071 38.12m @ 1.1 g/t Au.
- Assay results from NW Array indicate a substantial discovery of near surface gold mineralisation.
- Following the release of all assays from the 2022 season Felix calculated a global exploration target for the NW Array Prospect of 1.1Moz to 3.6Moz inclusive of a subset exploration target for the NW Array Southern Zone of 270Koz to 890Koz.
- In the 2023 exploration season Felix completed an infill drilling program at NW Array Southern Zone target for 45 holes and 4,278m.
- Assay results confirm continuity of thick zones of near surface gold mineralisation including holes 23TCRC135 100.5m @ 1.14g/t, 23TCRC138 70.1m @ 1.6g/t and 23TCRC155 54.9m @ 1.8g/t.
- Within the NW Array prospect the discovery of the critical mineral Stibnite (Antimony sulphide). Several >5% high grade zones above the laboratory testing limits are planned to be re-tested.

### Background

Felix listed on the ASX in January 2022 after undertaking the largest consolidation of relatively underexplored tenure in the history of the Fairbanks Gold Mining District (**FGMD**) in Alaska. It now has the rights to the largest area of mineral claims in the FGMD.

The FGMD hosts Kinross Gold's Fort Knox Gold Mine, which has publicly stated its need for more ore supply. Current ore supply for Fort Knox includes its Gill-Sourdough satellite operation (10 Mt at 0.6 g/t for 193 koz Au), located approximately 13km east of Fort Knox.

Felix's primary objective is the discovery of a multi-million-ounce gold deposit on its FGMD tenure. The Company also recognises the significant value of discovering near surface gold mineralisation that could supply Fort Knox.

### Operations

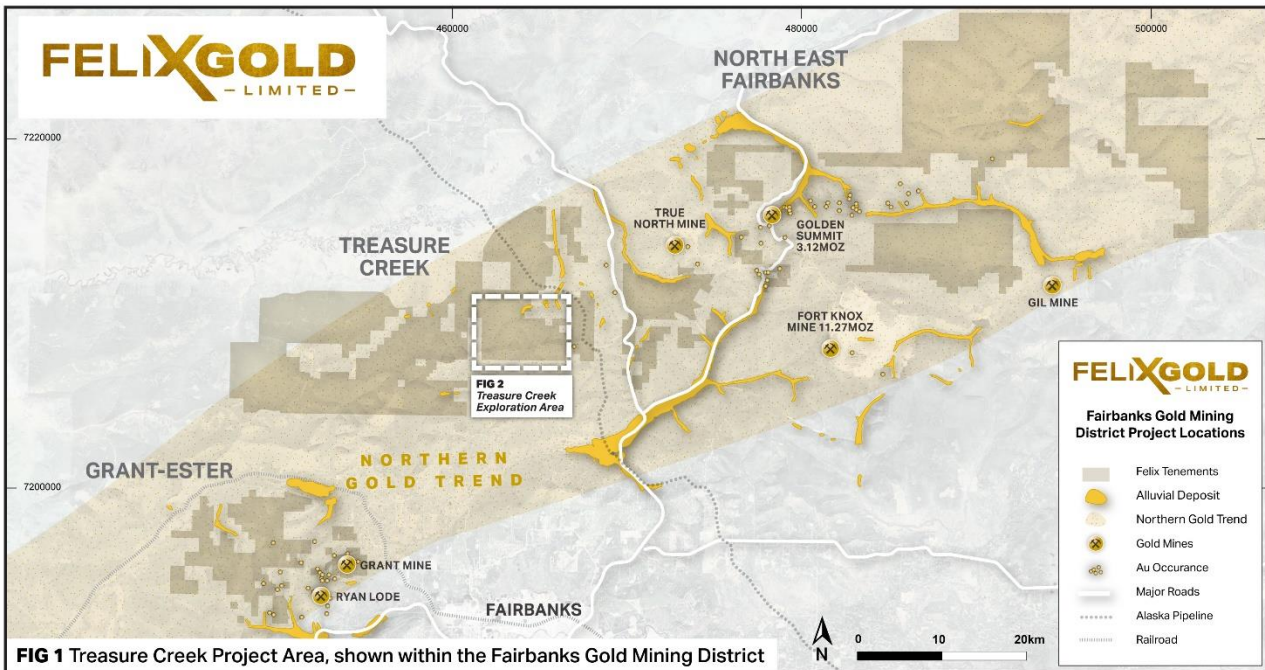
#### *Season 2022 Exploration activities*

##### *Treasure Creek project*

The 2022 maiden program was focused on several prospect areas. Drilling commenced at Treasure Creek and then moved to NE Fairbanks and MHT tenure acquired during Q3 CY2022. Key initial target zones coincide with areas delivering strong evidence of potential large-scale gold systems including extensive gold soil anomalism, coincident geophysical anomalies and significant previous drill intercepts.

For personal use only

# Review of Operations



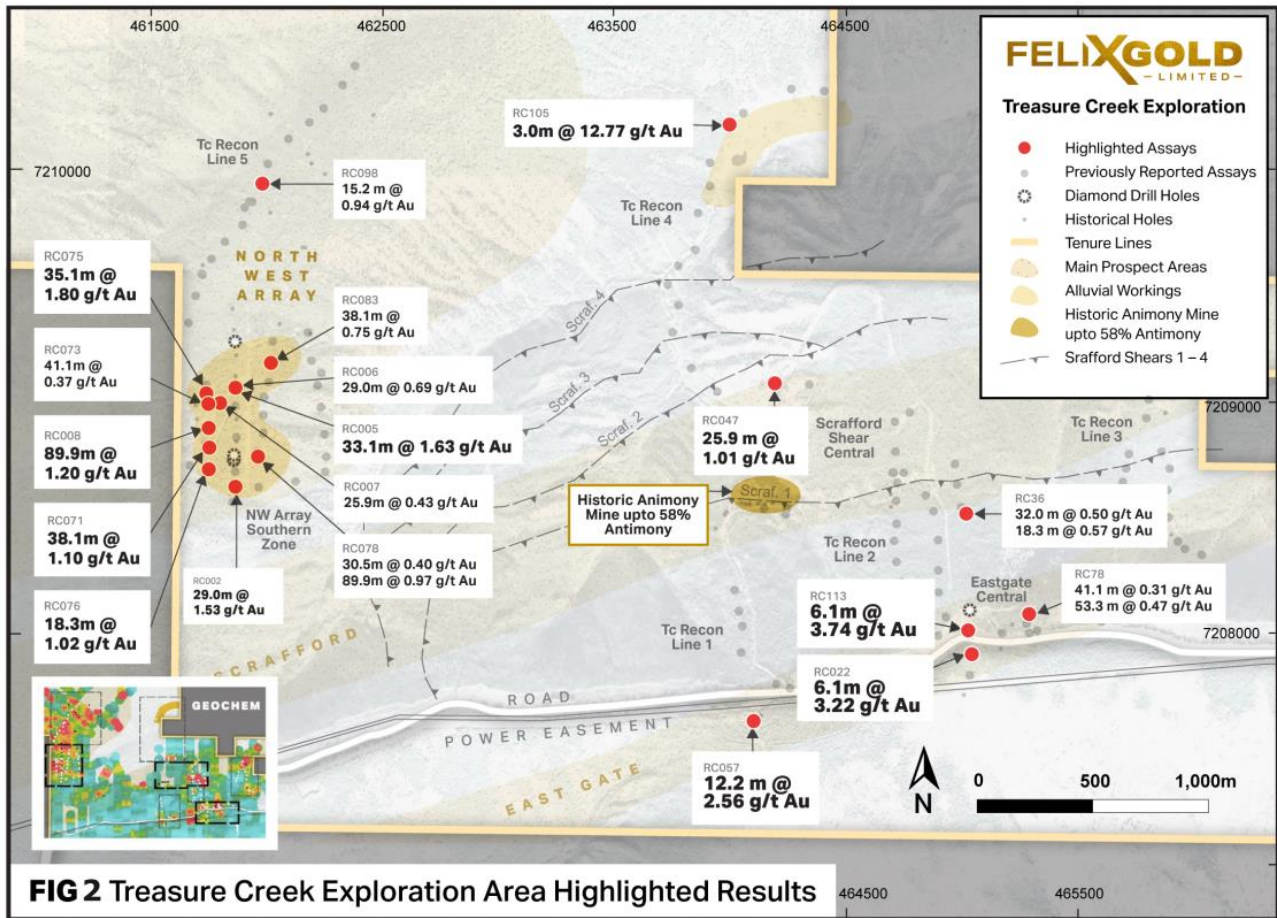
**FIG 1** Treasure Creek Project Area, shown within the Fairbanks Gold Mining District

2022 drilling at Treasure Creek was focussed on shallow Reverse Circulation (RC) drilling to test multi-kilometre, high-grade (+100 ppb Au) gold soil geochemical anomalies with historical intercepts that remain untested at depth and open in multiple directions. Select deeper Diamond holes (up to 200m vertical depth) were drilled to follow up prospects containing historical drill intercepts with coincident geophysics and gold soil anomalies.

Three main prospects in the Treasure Creek Project area were targeted– NW Array, Scrafford Shear and Eastgate. (See Figure 2 – Treasure Creek Exploration Overview)

For personal use only

# Review of Operations



Results from our NW Array prospect at Treasure Creek delivered multiple thick near surface gold intercepts including 22TCRC008 89.9m @ 1.2 g/t au, 22TCRC005 33.5m @ 1.63 g/t Au, 22TCRC071 38.12m @ 1.1 g/t Au, 22TCRC075 35.1 m @ 1.8 g/t Au, and 22TCRC078 89.9 m @ 0.97 g/t Au.

## NE Fairbanks Project: Coffee and Eureka Prospects

Shallow RC reconnaissance drilling was designed to follow-up the 2021 soil geochemistry survey which delivered anomalous gold results in the Coffee and Eureka prospect areas of NE Fairbanks. This drilling occurred from established trail networks that facilitated the rapid and broad drilling of these prospect areas.

At the Coffee prospect, 24 holes were drilled covering an area of approximately 2.5 x 1.5 km, with significant results highlighted by holes 22NERC021 (3.0m @ 4.26 g/t Au) and 22NERC014 (18.3m @ 0.23 g/t Au).

Similarly, drilling in the Eureka prospect area consisted of 8 holes covering an area of approximately 1.0 x 2.8 km, with significant results returned from holes 22NERC028 (3m @ 1.60 g/t Au) and 22NERC025 (12.2m @ 0.31 g/t Au).

See Table 1 of ASX Release 19 January 2023 for further details of the results from this drilling. Detailed structural analysis of these prospects is currently underway and will inform planned follow-up drilling.

## MHT Project

Initial reconnaissance drilling was undertaken off established trail networks to test and fix gold mineralized structures. Eleven drill holes tested a strike length of approximately 1.5 km across the southern and eastern portions of the tenure.

For personal use only



## Review of Operations

---

Significant results returned include holes 22NERC041 (1.5m @ 4.15 g/t Au) and 22NERC46 (1.5m @ 1.08 g/t Au and 1.5m @ 2.41 g/t Au). See Table 1 of ASX Release 19 January 2023 for further details of the results from this drilling.

Drilling at the Old Glory prospect identified an anomalous gold mineralized zone of approximately 100m x 500m, highlighted by holes 22NERC033 (9.1m @ 1.12 g/t Au) and 22NERC037 (6.1m @ 1.21 g/t Au). Further target refinement is underway with the incorporation of the recently completed heliborne magnetic and VTEM geophysics (see below) supporting future drilling plan design.

### **Season 2023 Exploration activities**

#### **Infill drilling NW Array Target Southern Zone**

During the 2023 drilling season the Company completed an infill drill program for 45 holes and 4,278m at the NW Array Southern Zone Exploration Target (ET). The NW Array Southern Zone ET represents an approximate 600m x 900m area located in the southern section of the NW Array prospect. The 2023 RC drill program was designed to assess the continuity and potential extensions of the gold mineralisation identified in 2022, particularly in shallow oxide resources.

The initial phase of drilling consisted of 11 RC drill holes focused on establishing the continuity of gold mineralisation and determining the structural orientation and controls of mineralisation. The preliminary results including Hole 23TCRC135 100.5m @ 1.14g/t and Hole 23TCRC138 70.1m @ 1.6g/t indicate positive outcomes, with the identification of extensive zones of gold mineralisation and identification of high-grade zones including 7.6m @ 6.4g/t and 3.0m @ 7.0g/t.

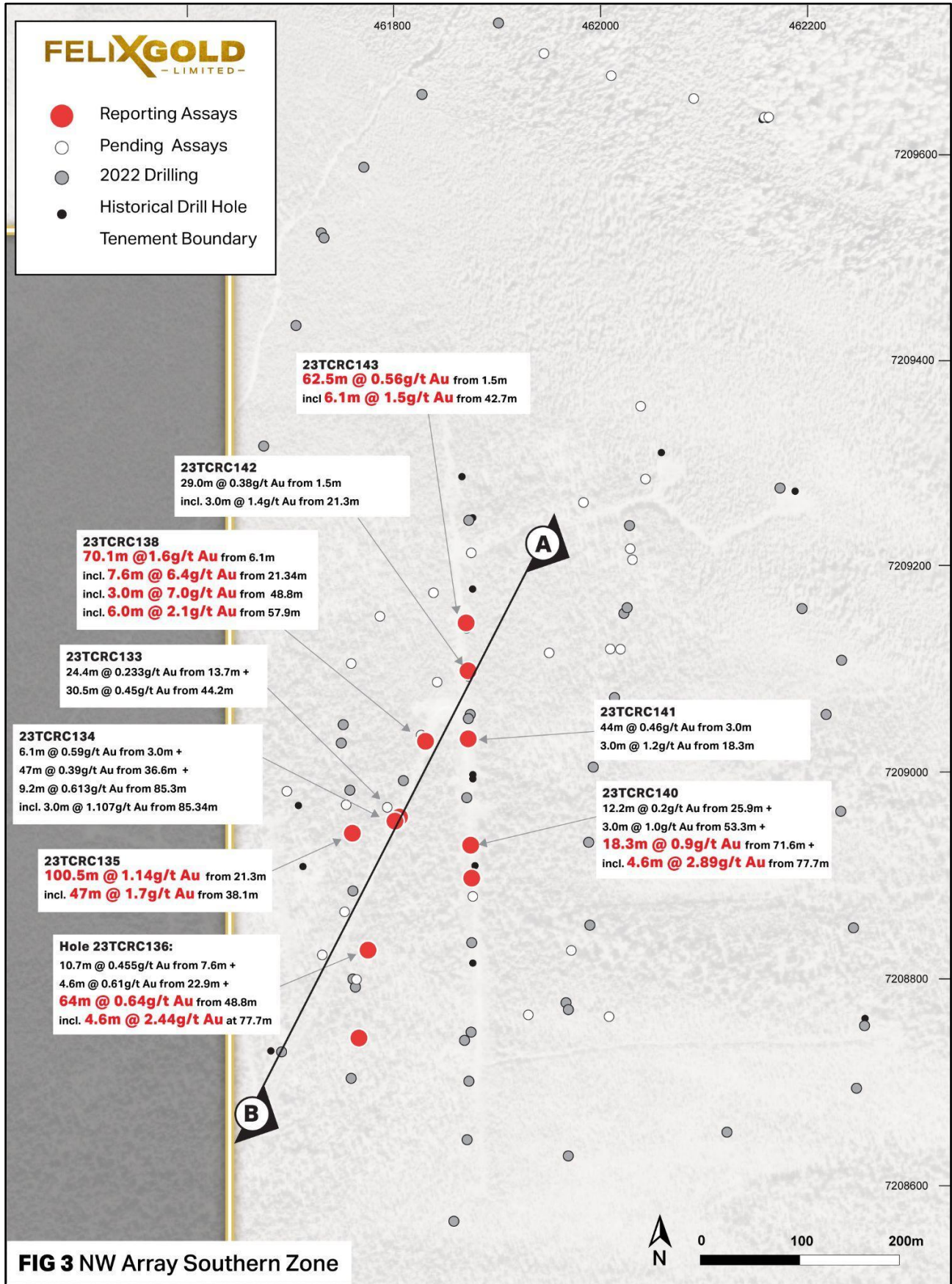
Geological logging and analysis from the initial drill holes indicate a notable NNE (north-north-east) trend in the most coherent gold mineralisation, leading to a subsequent drilling shift during the program to further define this trend, which remains open to the NNE figure 3.

Furthermore, the presence of stibnite, a primary antimony mineral, was observed in several drill holes and laboratory assays to determine the extent of antimony mineralisation was undertaken.

For personal use only

Review of Operations

For personal use only




The next phases of drilling continued to establish the NNE trend while extending this trend in width and length to the north.

# Review of Operations

Starting from hole 23TCRC153 53.3m @ 1.08g/t with 1.5m @ >5% Sb the orientation of the drillholes were modified from North and South to West/NW to accommodate the potential for crossing an NNE trending structure.

Larger zones of antimony within the zone of higher-grade gold mineralisation continued through the main mineralised zone including hole 23TCRS155 54.9m @ 1.80g/t with 6.1m @ >5% Sb.

For personal use only



## Review of Operations

---

### CORPORATE

In January 2023, the Company advised of the appointment of experienced resources industry executive, Mr Anthony Reilly, as Managing Director and CEO. Mr Reilly has 35 years' experience across both mineral exploration and development businesses and the global finance industry.

In April 2023, the Company announced that it had completed the issue of 26,640,000 new fully paid ordinary shares at \$0.10 to raise \$2.664 million. The Company subsequently called a general meeting of shareholders in June 2023 to approve the participation of directors in a further 1,500,000 Shares at \$0.10 to raise \$0.15 million and also issue of 16,190,000 Options which were to be issued in connection with the capital raising.

At the June shareholders meeting, the Company also sought shareholder approval for the issue of 6,500,000 Performance Rights to Mr Anthony Reilly forming part of his remuneration.

For personal use only

## Directors' Report

The directors submit their report on the consolidated entity ("Group") consisting of Felix Gold Limited and the entities it controlled at the end of, and during, the financial period ended 30 June 2023.

### Directors

The following persons were directors of Felix Gold Limited during the financial period and up to the date of this report, unless otherwise stated:

Ronnie Beevor	Non-Executive Chairman
Anthony Reilly	Managing Director and CEO (appointed 16 January 2023)
Joseph Webb	No-Executive Director (moved from Managing Director to Non-Executive Director on 16 January 2023)
Andrew Browne	Non-Executive Director

### Information on Directors

The board has a strong combination of technical, managerial and capital markets experience. The names and qualifications of the current directors are summarised as follows:

#### Ronnie Beevor – Non-Executive Chairman

<b>Qualifications</b>	Chartered Accountant
<b>Appointment Date</b>	27 January 2021
<b>Resignation Date</b>	N/A
<b>Length of Service</b>	2.6 years
<b>Current ASX Listed Directorships</b>	Bannerman Energy Limited and Mont Royal Resources Limited
<b>Former ASX Listed Directorships</b>	Not in the last 3 years

Mr Beevor has over 40 years' experience in investment banking and the natural resources industry. Ronnie was Head of Investment Banking at Rothschild Australia between 1997 and 2002 and has had extensive experience as a company Director, having held the position of Chair or Non-Executive Director for a number of mining companies, both in Australia and internationally. He was previously Chair of AIM listed EMED Mining and is currently Chair of Bannerman Energy. Ronnie has also held directorships at Riversdale Resources, Talison Lithium, Ampella Mining and Oxiana.

Mr Beevor holds a degree in Philosophy, Politics and Economics (Honours) from Oxford University and qualified as a chartered accountant in London.

Mr Beevor is considered an independent director by the board.

## Directors' Report

### Anthony Reilly – Managing Director and CEO

<b>Qualifications</b>	BEC, DipAppFinInv
<b>Appointment Date</b>	16 January 2023
<b>Resignation Date</b>	N/A
<b>Length of Service</b>	0.6 years
<b>Current ASX Listed Directorships</b>	Itani Resources Limited
<b>Former ASX Listed Directorships</b>	Venturex Resources Limited (now Develop Global Limited)

Mr Reilly has 35 years' experience across both mineral exploration and development businesses and the global finance industry. He was most recently an Executive Director and CEO of Venturex Resources Limited (now Develop Global Limited), the CEO role he held from November 2019 until July 2021.

Prior to that Anthony was the Managing Director and CEO of Paradigm Metals Limited. Preceding that, he was the Managing Director and CEO of private Brazilian focussed gold explorers, CMG Gold Pty Ltd and CMG Mineracao Brazil. Before joining the resources industry, Anthony held senior global foreign exchange business roles with Westpac and CBA for almost 20 years.

Anthony Reilly holds a Bachelor of Economics from the University of Western Australia and a Diploma of Applied Finance and Investment from the Securities Institute of Australia.

Mr Reilly is considered an independent director by the board.

### Joseph Webb – No-Executive Director (moved from Managing Director to Non-Executive Director on 16 January 2023)

<b>Qualifications</b>	BBus
<b>Appointment Date</b>	11 November 2020
<b>Resignation Date</b>	N/A
<b>Length of Service</b>	2.9 years
<b>Current ASX Listed Directorships</b>	None in the last 3 years
<b>Former ASX Listed Directorships</b>	None in the last 3 years

Mr Webb has over 20 years' executive management experience in the resources and manufacturing industries both in Australia and overseas, with the last 10+ years in CEO and Managing Director roles. Joe has worked in commercial roles in Rio Tinto and as Director of Development for Mineralogy Pty Ltd (and other related entities). Joe was Managing Director of Felix until January 2023, and is presently a Director of Mine Discovery Fund, a funding platform for discovery exploration drilling with a focus on copper, gold and zinc. Joe brings commercial experience with a clear focus on the strategy, people, and processes to maximise the potential of Felix Gold.

Mr Webb holds a Bachelor of Business, majoring in Management, Marketing and International Business.

Mr Webb is not considered an independent director by the board.

## Directors' Report

### Andrew Browne - Non-Executive Director

<b>Qualifications</b>	BSc (Hons), FAusIMM (CPGeo)
<b>Appointment Date</b>	11 November 2020
<b>Resignation Date</b>	N/A
<b>Length of Service</b>	2.9 years
<b>Current ASX Listed Directorships</b>	None in the last 3 years
<b>Former ASX Listed Directorships</b>	None in the last 3 years

Mr Browne is a Geoscientist holding a Bachelor of Science (Honours) in Geology from the University of New England. Andy has over 50 years' global experience in the mineral resources sector across a broad industry spectrum including mineral exploration, project generation, evaluations and assessments, early-stage reconnaissance to advanced programs, ore reserve compilation, and stakeholder negotiations. Andy has specialist experience in uranium, having discovered the greenfields giant Arrow uranium deposit with his team at NexGen Energy Ltd, in Northern Saskatchewan, Canada. His discovery record also includes a number of deposits of precious and base metals (gold and copper-zinc) as well as of heavy and industrial minerals.

Mr Browne is a Fellow of the AusIMM (CPGeo), a Life Member of the CIM, and member of GSAust, GSAm, and SEG.

Mr Browne is not considered an independent director by the board.

### Company Secretary

#### Craig McPherson –Company Secretary

<b>Appointment Date</b>	1 July 2021
<b>Resignation Date</b>	N/A
<b>Length of Service</b>	2.25 years

Mr McPherson graduated with a Bachelor of Commerce degree from the University of Queensland and is a member of Chartered Accountants Australia and New Zealand. He has in excess of twenty years of commercial and financial management experience and has held various roles with ASX and TSX listed companies over the past fifteen years in Australia and overseas.

### Interests in Securities

As at the date of this report, the interests of each director in shares and options issued by the Company are shown in the table below:

Directors	Shares
Ronnie Beevor	1,760,000
Anthony Reilly	550,000
Joseph Webb	4,662,222
Andrew Browne	8,387,816

## Directors' Report

---

### Principal Activities

The principal activity of the Group during the period was the exploration for gold and precious metals in Alaska.

### Corporate

Felix Gold Limited ACN 645 790 281 was incorporated as an Australian public company limited by shares on 11 November 2020.

### Dividends Paid or Recommended

There were no dividends paid or recommended during the financial year.

### Review of Operations

Information on the operations of the Group during the financial year and up to the date of this report is set out separately in the Annual Report under Review of Operations.

### Operating Results

The Group's operating loss for the financial year was \$2,223,599 (2022: \$2,154,783).

### Review of Financial Condition

#### Capital Structure

As at 30 June 2023 the Company had 199,815,113 ordinary shares, 27,735,786 options and 6,500,000 performance rights on issue.

The Company issued 28,140,000 ordinary shares during the year. The Company issued 16,190,000 options and 6,500,000 performance rights during the year.

### Financial Position

At 30 June 2023, the Group's net assets totalled \$18,840,415 (2022: \$17,798,918) which included cash assets of \$1,258,410 (2022: \$6,926,189). The movement in net assets largely resulted from the following factors:

- Operating losses of \$2,223,599;
- Cash outflows from operating activities of \$1,458,054;
- Cash outflows from investing activities of \$6,766,401; and
- Net cash inflows from financing activities of \$2,556,676.

Throughout the year the Group focussed on exploration and development on the Group's projects.

### Treasury policy

The Group does not have a formally established treasury function. The Board is responsible for managing the Group's finance facilities. The Group does not currently undertake hedging of any kind and is not currently directly exposed to material currency risks, with the exception of it forward budgets being denominated in USD.

### Significant Changes in State of Affairs

Other than the securities issued as noted above, there were no other significant changes in the state of affairs of the Group in the financial year.



## Directors' Report

### Subsequent Events

On 28 August 2023, the Group announced that it had proceeded with a Share Purchase Plan (SPP) targeting to raise up to \$3.0 million (Offer). The Offer closed on 20 September 2023, raising a total of \$592,000 through the issue of 7,400,000 fully paid ordinary shares at \$0.08 per share.

Other than the matters noted above, there are no material matters or circumstances that have arisen since the end of the year which significantly affected or may significantly affect the operations of the Group, the results of those operations, or the state of affairs of the Group in future financial years.

### Environmental Issues

The Group is subject to significant environmental regulations under the (Federal, State and local) laws in Alaska. The directors monitor the Group's compliance with environmental obligations. The directors are not aware of any compliance breach arising during the year and up to the date of this report.

### Remuneration Report (Audited)

This report details the nature and amount of remuneration for each director and other key management personnel.

The names of key management personnel of Felix Gold Limited who have held office during the financial year are:

Ronnie Beevor	Non-Executive Chairman
Anthony Reilly	Managing Director and CEO
Joseph Webb	Non-Executive Director
Andrew Browne	Non-Executive Director

The Group's remuneration policy seeks to align director and executive objectives with those of shareholders and the business, while at the same time, recognising the early exploration stage of the Group and the criticality of funds being utilised to achieve discovery objectives. The board believes the current policy has been appropriate and effective in achieving a balance of these objectives.

The Group's remuneration policy provides for long-term incentives to be offered through a director and employee equity incentive plan. Options and Performance Rights may be granted under this plan to align directors', executives', employees' and shareholders' interests.

The board of directors is responsible for determining and reviewing the Group's remuneration policy, remuneration levels and performance of both executive and non-executive directors. Independent external advice will be sought when required. No independent external advice was sought during the current year.

### Performance-Based Remuneration

Performance-based remuneration includes both short-term and long-term incentives and is designed to reward key management personnel for reaching or exceeding specific objectives or as recognition for strong individual performance. Short-term incentives are available to eligible staff of the Group and may be comprised of cash bonuses, determined on a discretionary basis by the board. No short-term incentives were made available during the year.

Long-term incentives are currently comprised of share options and performance rights, which are granted from time-to-time to encourage sustained strong performance in the realisation of strategic outcomes and growth in shareholder value.

The exercise price of the options is determined after taking into account the underlying share price performance in the period leading up to the date of grant and if applicable, performance conditions attached to the share options. Subject to specific vesting conditions, each option is convertible into one ordinary share.

## Directors' Report

---

### Remuneration Report (Audited) (Continued)

The Group's policy for determining the nature and amount of remuneration of board members and key executives is set out below.

#### Directors

Board policy is to remunerate non-executive directors at market rates for comparable companies for time, commitment and responsibilities. The maximum aggregate amount of fees that can be paid to non-executive directors is subject to approval by shareholders at the Annual General Meeting and is not linked to the performance of the Group. The maximum aggregate amount of fees that can be paid to non-executive directors approved by shareholders is currently \$300,000. The appointment conditions of the non-executive directors are set out and agreed in letters of appointment.

#### Executives

The remuneration structure for executives is based on a number of factors, including length of service, particular experience of the individual concerned, and overall performance of the Group.

The executives receive payments provided for under an employment or service agreement, which may include cash, superannuation, short-term incentives and equity-based performance remuneration.

The Company has entered into an employment agreement with Anthony Reilly as Managing Director and CEO on the following material terms.

- Position: Managing Director and CEO.
- Commencement Date: 16 January 2023.
- Notice period: Either party may terminate, by giving a written notice to the other party (Recipient), which will take effect, where the Termination Notice is given:
  - During the Probation Period, 30 days after the date of its receipt by the Recipient;
  - During the period of time from and including the day immediately after the end of the Probation Period, until and including the first anniversary of the Commencement Date, 90 days after the date of its receipt by the Recipient; and
  - At any time from and including the day immediately after the first anniversary of the Commencement Date, 180 days after the date of its receipt by the Recipient.
- Either party may terminate the agreement without notice.
- Remuneration: \$300,000 per annum (Base Salary). The Base Salary is exclusive of any superannuation contributions.
- Performance Rights:
  - 1,500,000 Performance Rights (20c 2 year)
  - 1,500,000 Performance Rights (30c 3 year)
  - 1,500,000 Performance Rights (40c 4 year)
  - 1,000,000 Performance Rights (1Moz JORC 2 year)
  - 1,000,000 Performance Rights (1.5 Moz JORC 4 year)

The Company had entered into a consulting agreement with Joseph Webb during his period as Managing Director on the following material terms.

- Position: Managing Director and CEO.
- Commencement Date: 25 March 2022.
- Cessation Date: 16 January 2023
- Notice period: Either party may terminate the agreement without notice.
- Remuneration: \$275,000 per annum.

## Directors' Report

### Remuneration Report (Audited) (Continued)

#### Remuneration Details of Key Management Personnel

The remuneration of the key management personnel of Felix Gold Limited for the year ended 30 June 2023 was as follows:

Key Management Personnel	Short Term Benefits		Post-Employment		Equity-settled Share-based Payments		Total	Performance related %
	Salary & Fees	Non-cash Benefits	Super-annuation	Provision for leave entitlements	Shares	Options /Rights		
	\$	\$	\$	\$	\$	\$	\$	%
R Beevor	88,400	-	-	-	-	56,812	145,212	39.12
A Reilly (1)	138,636	-	11,970	10,170	-	2,510	163,286	1.54
J Webb	177,144	-	-	-	-	94,687	266,131	35.58
A Browne	44,000	-	-	-	-	37,875	81,875	46.26
<b>Total</b>	<b>442,480</b>	<b>-</b>	<b>11,970</b>	<b>10,170</b>	<b>-</b>	<b>191,884</b>	<b>656,504</b>	

(1) Appointed 16 January 2023

The remuneration of the key management personnel of Felix Gold Limited for the year ended 30 June 2022 was as follows:

Key Management Personnel	Short Term Benefits		Post-Employment		Equity-settled Share-based Payments		Total	Performance related %
	Salary & Fees	Non-cash Benefits	Super-annuation	Provision for leave entitlements	Shares	Options /Rights		
	\$	\$	\$	\$	\$	\$	\$	%
R Beevor	80,000	-	8,000	-	-	75,750	163,750	46.26
J Webb	233,854	-	4,167	11,048	-	126,250	375,319	33.64
A Browne	62,333	-	-	-	-	50,500	112,833	44.76
K Prendergast	205,531	-	19,998	15,793	-	-	241,322	-
<b>Total</b>	<b>581,718</b>	<b>-</b>	<b>32,165</b>	<b>26,841</b>	<b>-</b>	<b>252,500</b>	<b>893,224</b>	

(2) Appointed 1 September 2021 and Resigned on 25 March 2022

The percentage of equity-based remuneration for persons who were key management personnel of the Group during the year ended 30 June 2023 is set out below:

Key Management Personnel	Proportion of Remuneration	
	Equity Based	Salary and Fees
R Beevor	39.12	60.88
A Reilly	1.54	98.46
J Webb	35.58	64.42
A Browne	46.26	53.74

#### Company Performance, Shareholder Wealth, and Director and Executive Remuneration

During the financial year, the Company generated losses as its principal activity was mineral exploration. As the Company is still in the exploration stage, the link between remuneration, company performance and shareholder wealth is tenuous. Share prices are subject to the influence of commodity prices and market sentiment towards the sector, and as such, increases and decreases might occur independent of executive performance and remuneration.

## Directors' Report

### Remuneration Report (Audited) (Continued)

#### Options Held by Key Management Personnel

Details of options held directly, indirectly or beneficially by key management personnel during the year ended 30 June 2023 were as follows:

Key Management Personnel	Balance at 1 July 2022	Granted as Compensation	Acquired	Exercised	Sold/Lapsed	Balance at 30 June 2023	Total Vested 30 June 2023	Total Vested and Exercisable 30 June 2023
R Beevor	1,500,000	-	300,000	-	-	1,800,000	300,000	300,000
A Reilly	-	-	150,000	-	-	150,000	150,000	150,000
J Webb	2,500,000	-	-	-	-	2,500,000	-	-
A Browne	1,000,000	-	300,000	-	-	1,300,000	300,000	300,000
<b>Total</b>	<b>5,000,000</b>	<b>-</b>	<b>750,000</b>	<b>-</b>	<b>-</b>	<b>5,000,000</b>	<b>750,000</b>	<b>750,000</b>

#### Options Granted as Remuneration

The terms and conditions of each grant of options over ordinary shares affecting remuneration of directors and other key management personnel in this financial year are as follows:

Key Management Personnel	Number of options granted	Grant date	Vesting date	Expiry date	Exercise price	Fair Value per option at grant date
R Beevor	1,500,000	09.04.2021	09.04.2023	09.10.2024	\$0.30	\$0.101
A Reilly	-	-	-	-	-	-
J Webb	2,500,000	09.04.2021	09.04.2023	09.10.2024	\$0.30	\$0.101
A Browne	1,000,000	09.04.2021	09.04.2023	09.10.2024	\$0.30	\$0.101

Values of options over ordinary shares granted, exercised and lapsed for directors and other key management personnel as part of compensation during the year ended 30 June 2023 are set out below:

Key Management Personnel	Value of options granted during the year	Value of options exercised during the year	Value of options lapsed during the year
R Beevor	-	-	-
A Reilly	-	-	-
J Webb	-	-	-
A Browne	-	-	-

No options have been granted to Key Management Personnel since the end of the financial year.

## Directors' Report

### Remuneration Report (Audited) (Continued)

#### Performance Rights Held by Key Management Personnel

Details of options held directly, indirectly or beneficially by key management personnel during the year ended 30 June 2023 were as follows:

Key Management Personnel	Balance at 1 July 2022	Granted as Compensation	Acquired	Exercised	Sold/Lapsed	Balance at 30 June 2023	Total Vested 30 June 2023	Total Vested and Exercisable 30 June 2023
R Beavor	-	-	-	-	-	-	-	-
A Reilly	-	6,500,000	-	-	-	6,500,000	-	-
J Webb	-	-	-	-	-	-	-	-
A Browne	-	-	-	-	-	-	-	-
<b>Total</b>	<b>-</b>	<b>6,500,000</b>	<b>-</b>	<b>-</b>	<b>-</b>	<b>6,500,000</b>	<b>-</b>	<b>-</b>

#### Performance Rights Granted as Remuneration

The terms and conditions of each grant of performance rights over ordinary shares affecting remuneration of directors and other key management personnel in this financial year are as follows:

Key Management Personnel	Number of options granted	Criteria	Grant date	Expiry date	Exercise price	Fair Value per option at grant date
A Reilly	1,500,000	20c 2 year	19.06.2023	19.06.2025	\$Nil	\$0.0623
A Reilly	1,500,000	30c 3 year	19.06.2023	19.06.2026	\$Nil	\$0.0642
A Reilly	1,500,000	40c 4 year	19.06.2023	19.06.2027	\$Nil	\$0.0676
A Reilly	1,000,000	1Moz JORC 2 year	19.06.2023	19.06.2025	\$Nil	\$0.090
A Reilly	1,000,000	1.5 Moz JORC 4 year	19.06.2023	19.06.2027	\$Nil	\$0.090

Values of performance rights over ordinary shares granted, exercised and lapsed for directors and other key management personnel as part of compensation during the year ended 30 June 2023 are set out below:

Key Management Personnel	Value of rights granted during the year	Value of rights exercised during the year	Value of rights lapsed during the year
A Reilly	2,510	-	-

No performance rights have been granted to Key Management Personnel since the end of the financial year.

For personal use only

## Directors' Report

### Remuneration Report (Audited) (Continued)

#### Shares Held by Key Management Personnel

Details of shares held directly, indirectly or beneficially by key management personnel during the year ended 30 June 2023 were as follows:

Key Management Personnel	Balance at 1 July 2022	Purchases	Sales	Balance at 30 June 2023
R Beevor	1,160,000	600,000	-	1,760,000
A Reilly	-	550,000	-	550,000
J Webb	4,662,222	-	-	4,662,222
A Browne	7,787,816	600,000	-	8,387,816

#### Other transactions with Key Management Personnel

There have been no other transactions with key management personnel during the year ended 30 June 2023.

#### End of Remuneration Report (Audited)

#### Options and Performance Rights

At the date of this report, the unissued ordinary shares of the Company under options are as follows:

#### Unlisted Options

Issue Date	Expiry Date	Exercise Price	No. Under Option
9 April 2021	9 October 2024	\$0.30	5,500,000
7 May 2021	31 December 2024	\$0.225	1,047,893
7 May 2021	31 December 2024	\$0.27	1,047,893
8 June 2021	8 June 2024	\$0.30	900,000
17 July 2021	17 July 2024	\$0.20	550,000
25 January 2022	25 January 2025	\$0.30	1,250,000
25 January 2022	25 January 2025	\$0.40	1,250,000
19 June 2023	19 June 2026	\$0.15	16,190,000
<b>TOTAL</b>			<b>27,735,786</b>

There have been no unissued shares or interests under option of any controlled entity within the Group during or since reporting date. Option holders do not have any rights to participate in any share issue or other interests in the Company or any other entity.

#### Performance Rights

Issue Date	Expiry Date	Category	Number
19 June 2023	19 June 2025	20c 2 year	1,500,000
19 June 2023	19 June 2026	30c 3 year	1,500,000
19 June 2023	19 June 2027	40c 4 year	1,500,000
19 June 2023	19 June 2025	1Moz JORC 2 year	1,000,000
19 June 2023	19 June 2027	1.5 Moz JORC 4 year	1,000,000
<b>TOTAL</b>			<b>6,500,000</b>

There have been no unissued shares or interests under performance rights of any controlled entity within the Group during or since reporting date. Performance Right holders do not have any rights to participate in any share issue or other interests in the Company or any other entity.

## Directors' Report

### Directors' Meetings

The meetings (held while a director) attended by each director during the financial year were:

Directors	Board	
	Meetings	Attended
R Beevor	16	16
A Reilly	9	9
J Webb	16	16
A Browne	16	15

It is noted that the Directors were able to attend to business of the Company during the year by circulated resolution and telephone meetings as permitted by the Company's Constitution in place of conducting physical meeting meetings.

### Corporate Governance

In recognising the need for the highest standards of corporate behaviour and accountability, the directors of Felix Gold Limited support and, where practicable or appropriate, have adhered to the ASX Principles of Corporate Governance. The Company's Corporate Governance Statement is lodged separately on the ASX and can be found on the Company's website ([www.felixgold.com.au](http://www.felixgold.com.au)).

### Indemnifying Directors and Auditors

The Company has entered into a Deed with each of the Directors (and the Company Secretary) whereby the Company has agreed to provide certain indemnities to each Director (and the Company Secretary) to the extent permitted by the Corporations Act and to use its best endeavours to obtain and maintain directors' and officers' indemnity insurance, subject to such insurance being available at reasonable commercial terms.

The Company has paid premiums to insure each of the directors (and the Company Secretary) of the Company against liabilities for costs and expenses incurred by them in defending any legal proceedings arising out of their conduct while acting in the capacity of director (or Company Secretary) of the Company, other than conduct involving a wilful breach of duty in relation to the Company. The contracts include a prohibition on disclosure of the premium paid and nature of the liabilities covered under the policy.

The Company has not given an indemnity or entered into an agreement to indemnify, or paid or agreed to pay insurance premiums in respect of any person who is or has been an auditor of the Company or a related entity during the year and up to the date of this report.

### Proceedings on Behalf of the Company

No person has applied for leave of Court to bring proceedings on behalf of the Company or intervene in any proceedings to which the Company is a party for the purpose of taking responsibility on behalf of the Company for all or any part of those proceedings. The Company was not a party to any such proceedings during the year.

### Non-Audit Services

During the financial year, PKF Brisbane Audit provided accounting and taxation services in relation to the Company of \$5,000 (2022: \$6,450 related to accounting and taxation services and \$22,250 related to IPO services).

## Directors' Report

---

### Auditor's Independence Declaration

The lead auditor's independence declaration under section 307C of the Corporations Act 2001 is attached to and forms part of this financial report.

Signed in accordance with a resolution of the board of directors.



**Anthony Reilly**  
**Managing Director**  
29 September 2023  
Brisbane, Queensland

For personal use only



**AUDITOR'S INDEPENDENCE DECLARATION  
UNDER SECTION 307C OF THE CORPORATIONS ACT 2001  
TO THE DIRECTORS OF FELIX GOLD LIMITED**

I declare that, to the best of my knowledge and belief, during the year ended 30 June 2023, there have been no contraventions of:

- (a) the auditor independence requirements of the *Corporations Act 2001* in relation to the audit; and
- (b) any applicable code of professional conduct in relation to the audit.

This declaration is in respect of Felix Gold Limited and the entities it controlled during the year.



PKF BRISBANE AUDIT



CAMERON BRADLEY  
PARTNER

BRISBANE  
29 SEPTEMBER 2023

## Shareholder Information

Additional information required by the Australian Securities Exchange Ltd and not shown elsewhere in this report is as follows. The information is current as at 12 September 2023.

### (a) Distribution of equity securities

The number of holders, by size of holding, in each class of security are:

	Ordinary Shares		Listed Options	
	No. Holders	No. Shares	No. Holders	No. Options
1 - 1,000	9	1,837	-	-
1,001 - 5,000	43	160,497	-	-
5,001 - 10,000	152	1,269,252	1	10,000
10,001 - 100,000	301	12,964,535	26	2,060,000
100,001 and over	195	185,418,992	34	14,120,000
<b>Total</b>	<b>700</b>	<b>199,815,113</b>	<b>61</b>	<b>16,190,000</b>

	Unlisted Options		No of Holder by No. of Options		
	No. Holders	No. Options	10,000 and below	10,001 – 100,000	100,000 and over
\$0.30 @ 9-Oct-24	4	5,500,000	-	-	4
\$0.30 @ 8-Jun-24	3	900,000	-	-	3
\$0.225 @ 31-Dec-24	1	1,047,893	-	-	1
\$0.27 @ 31-Dec-24	1	1,047,893	-	-	1
\$0.20 @ 17-Jul-24	2	550,000	-	1	1
\$0.30 @ 24-Jan-25	1	1,250,000	-	-	1
\$0.40 @ 24-Jan-25	1	1,250,000	-	-	1
<b>Total</b>	<b>13</b>	<b>11,545,786</b>	<b>-</b>	<b>1</b>	<b>12</b>

	Performance Rights	
	No. Holders	No. Rights
1 - 1,000	-	-
1,001 - 5,000	-	-
5,001 - 10,000	-	-
10,001 - 100,000	-	-
100,001 and over	1	6,500,000
<b>Total</b>	<b>1</b>	<b>6,500,000</b>

There are 69 shareholders, for a total of 260,977 shares holding less than a marketable parcel of shares based on a share price of \$0.08.

For personal use only

## Shareholder Information

### (b) Twenty Largest Shareholders

The names of the twenty largest holders of Quoted Ordinary Shares are:

#	Registered Name	Number of Shares	% of total Shares
1	MINE DISCOVERY FUND PTY LTD	40,152,852	20.10%
2	CITICORP NOMINEES PTY LIMITED	15,555,694	7.79%
3	MILLROCK RESOURCES INC	9,957,157	4.98%
4	ROCKDRCAN PTY LTD <THE ROCKDRCAN A/C>	6,548,602	3.28%
5	DTC NOMINEES PTY LTD <THE DTC A/C>	5,994,362	3.00%
6	SHORE TREE HOLDINGS PTE LTD	5,745,751	2.88%
7	BNP PARIBAS NOMS PTY LTD <DRP>	5,433,373	2.72%
8	ROBERT SOWERBY	4,955,902	2.48%
9	JOE WEBB CONSULTING PTY LTD <THE JOE WEBB A/C>	4,662,222	2.33%
10	MICJUD PTY <CHESTER S/F A/C>	4,324,367	2.16%
11	HSBC CUSTODY NOMINEES (AUSTRALIA) LIMITED	2,746,717	1.37%
12	GLENN WRIGHT	2,439,302	1.22%
13	KINCARDINE (QLD) PTY LTD <MAIN FAMILY 1 A/C>	2,261,057	1.13%
14	CCGF HOLDING PTY LTD	2,014,371	1.01%
15	PROF GERNOT DOLEZAL	1,864,345	0.93%
16	HSBC CUSTODY NOMINEES (AUSTRALIA) LIMITED-GSCO ECA	1,800,000	0.90%
17	DRAGONX PTY LTD <DRAGONX INVESTMENT NO 1 A/C>	1,717,484	0.86%
18	DKK PTY LTD <DK & AC KELLY SUPERFUND A/C>	1,288,455	0.64%
19	ANDREW PETER MOORHOUSE	1,274,771	0.64%
20	MR KENNETH JOSEPH HALL <HALL PARK A/C>	1,200,000	0.60%
	<b>Total</b>	<b>121,936,784</b>	<b>61.02%</b>
	<b>Total issued capital</b>	<b>199,815,113</b>	<b>100.00%</b>

For personal use only

## Shareholder Information

### (c) Twenty Largest Listed Optionholders

The names of the twenty largest holders of Quoted Options are:

#	Registered Name	Number of Options	% of total Options
1	MINE DISCOVERY FUND PTY LTD	2,500,000	15.44%
2	R MARKETS PTY LTD	1,120,000	6.92%
3	DRAGON TREE CAPITAL HOLDINGS PTY LTD <DRAGON TREE CAPITL HOLD A/C>	1,000,000	6.18%
3	CITICORP NOMINEES PTY LIMITED	1,000,000	6.18%
4	SHORE TREE HOLDINGS PTE LTD	750,000	4.63%
5	LAZARUS SECURITIES PTY LTD <CLIENT A/C>	525,000	3.24%
6	DROPMILL PTY LTD <RUSSELL GLENN SUPER A/C>	500,000	3.09%
6	MR JACOB CROFT & MRS ENKHMAA DAVAANYAM	500,000	3.09%
6	MR SIMON CLARKSON	500,000	3.09%
6	FRENCH PROPERTY PTY LTD	500,000	3.09%
7	NAMIB NOMINEES PTY LTD <NAMIB SUPER FUND>	375,000	2.32%
7	DORIEMUS SUPER FUND PTY LTD <DORIEMUS SUPER FUND A/C>	375,000	2.32%
7	MR LENNIE FRANKLIN DAVID	375,000	2.32%
8	AEI AUSTRALIA PTY LTD <ROD LADD FAMILY A/C>	300,000	1.85%
8	ROCKDRCAN PTY LTD <THE ROCKDRCAN TRUST>	300,000	1.85%
8	ONEDIGGER PTY LTD <DIGGER SUPER FUND A/C>	300,000	1.85%
9	BUTTER AND FLOUR PTY LTD <THICKENED SAUCE A/C>	250,000	1.54%
9	MR KINSEY LACHLAN NICHOLAS COTTON	250,000	1.54%
9	STEPHEN JAMES SCHMIDT	250,000	1.54%
9	SOOTHJET PTY LIMITED <SPA SUPER FUND A/C>	250,000	1.54%
9	STARKY SF PTY LTD <STARKY SUPER FUND A/C>	250,000	1.54%
10	GASCAD SUPERANNUATION PTY LTD <GASCAD SUPERANNUATION A/C>	200,000	1.24%
10	CENTRAL MANHATTAN PTY LTD	200,000	1.24%
11	UNAVAL NOMINEES PTY LTD <UNAVAL MGMT RETIRE FUND A/C>	175,000	1.08%
12	CHEYNES BEACH FINANCE PTY LTD <REILLY SUPER FUND A/C>	150,000	0.93%
12	DARMAL PTY LIMITED	150,000	0.93%
12	BALFA PTY LTD <LANGOULANT SUPER FUND A/C>	150,000	0.93%
12	MR DAVID FREDERICK OAKLEY <DFO INVESTMENT AC>	150,000	0.93%
12	VECTOR NOMINEES PTY LTD <THE VECTOR SUPER FUND A/C>	150,000	0.93%
13	ARAHEN PTY LTD <THE ANNA NG SUPER FUND A/C>	125,000	0.77%
13	CMA SUPER PTY LTD <CMA SUPER FUND>	125,000	0.77%
13	MR DAVID WILLSSHER & MRS ANNE WILLSSHER <WILLSSHER FAMILY S/FUND A/C>	125,000	0.77%
13	ROGO INVESTMENTS PTY LIMITED	125,000	0.77%
13	MR LEONARD ROBERT SMITH & MRS LYNETTE NANCY SMITH <SMITH SUPERANNUATION A/C>	125,000	0.77%

For personal use only

## Shareholder Information

#	Registered Name	Number of Options	% of total Options
14	PROJECT RISK PTY LTD	100,000	0.62%
14	BROONS SUPERANNUATION PTY LTD <BROONS SUPERANNUATION A/C>	100,000	0.62%
14	PLAN-1 PTY LTD	100,000	0.62%
14	LITECLIP PTY LTD <FAYMAN FAMILY CUSTODIAL A/C>	100,000	0.62%
14	MR JAMES GROVER YEWERS & MS MOLLY STCLAIR SMITH HUNTER <YEWERS HUNTER SUPER A/C>	100,000	0.62%
14	PODRONE PTY LTD	100,000	0.62%
14	MR BRIAN MAXWELL CATHER & MRS BARBARA JANE CATHER <CATHER FAMILY ACCOUNT>	100,000	0.62%
14	DR ROBERT EDWARD GEORGE NICOL & MR MATTHEW ROBERT NICOL <NICOL FAMILY SUPER A/C>	100,000	0.62%
14	KIJO NOMINEES PTY LTD <OBEID FAMILY A/C>	100,000	0.62%
14	MR RICHARD MAYER DOUST	100,000	0.62%
14	MR ANDREW JOHN PEARSON	100,000	0.62%
14	AIRDEN INVESTMENTS PTY LTD <AIRDEN INVESTMENT A/C>	100,000	0.62%
14	MILARY PTY LTD	100,000	0.62%
14	MIOLCA PTY LTD <MIOLCA A/C>	100,000	0.62%
14	MR NEIL ALEXANDER INGLIS YOUNG & MS KAREN SIM <YOUNG FAMILY SUPER A/C>	100,000	0.62%
14	LESLIECOLIN ENTERPRISES PTY LTD <RAG SUPERFUND A/C>	100,000	0.62%
15	VK & SB ENTERPRISES PTY LTD <THE YATES SUPER FUND A/C>	75,000	0.46%
15	BLUE HEELER CAPITAL PTY LTD	75,000	0.46%
16	MS PENELOPE CATHERINE CARL	50,000	0.31%
16	MR WILLIAM TROY IRVIN	50,000	0.31%
16	MR MARK STAFFORD BOGLE	50,000	0.31%
16	MR PATRICK NELSON	50,000	0.31%
16	MR LEE BOWERS	50,000	0.31%
17	SPIRITWOOD PTY LTD <SPIRITWOOD SUPER FUND>	25,000	0.15%
18	MR DAVID ANDREW JOHNSTON SELLARS	22,500	0.14%
19	GLENDEARG PTY LTD <WIDDUP INVESTMENT A/C>	12,500	0.08%
	<b>Totals</b>	<b>16,180,000</b>	<b>99.94%</b>
	<b>Total Issued Capital</b>	<b>16,190,000</b>	<b>100.00%</b>

### (d) Substantial Shareholders

The Company has received substantial shareholder notices from the following entities:

Name of Shareholder	Ordinary Shares	% of total Shares
MINE DISCOVERY FUND PTY LTD	35,152,852	20.48%
MILLROCK RESOURCES INC	9,957,157	5.80%

## Shareholder Information

---

### (e) Voting rights

All ordinary shares carry one vote per share without restriction.

Options and performance rights do not carry voting rights.

### (f) Restricted securities

As at the date of this report, there were the following securities subject to ASX escrow:

Security	Restriction Period	Number
Fully Paid Ordinary Shares	12 Months from the date of quotation	88,508,715
Unlisted Options	12 Months from the date of quotation	7,500,000

### (g) On-market buy back

There is no current on-market buy-back in place.

For personal use only

## Interests in Tenements

Felix Gold Limited held the following interests in tenements as at the date of this report:

### Treasure Creek Project

The Treasure Creek Project area consists of 236 Alaska State Mining Claims that cover 11,573 hectares. The Treasure Creek Project is a consolidation of mining claims held by Oro Grande Mining Claims LLC, Goldstone Resources LLC, Wally Trudeau, and Millrock. Felix has acquired the mining claims or the exclusive rights to explore and an option to purchase the mining claims detailed below:

TREASURE CREEK	Felix Rights	Number of Mineral Claims	Total Acres	Total Hectares	Total SQ KM
Goldstone Resources	Exclusive right to explore and option to purchase	22	3,174	1,285.47	12.8547
Wally Trudeau	Exclusive right to explore and option to purchase	5	200	81	0.81
Oro Grande	Exclusive right to explore and option to purchase	11	3,196	1,294.38	12.9438
Millrock Treasure Creek	Mining claims assigned to Felix.	198	22,006	8,912.43	89.1243
<b>TOTAL TREASURE CREEK</b>		<b>236</b>	<b>28,576</b>	<b>11,573.28</b>	<b>115.7328</b>

### Grant-Ester Project

The Grant-Ester Project is comprised of 154 Alaska State mining claims that total 3,397 hectares. The Grant-Ester Project consists of mining claims held by Range Minerals Corporation, Roger Burggraf, Dobbs and Millrock. Felix has acquired the mining claims, or the exclusive rights to explore and an option to purchase the mining claims as detailed below:

GRANT-ESTER	Felix Rights	Number of Mineral Claims	Total Acres	Total Hectares	Total SQ KM
Millrock Ester Dome	Mining claims assigned to Felix	59	4,549	1,842.345	18.42345
Burggraf	Exclusive right to explore and option to purchase	32	709	287.145	2.87145
Dobbs State	Exclusive right to explore and option to purchase	2	20	8.1	0.081
<b>TOTAL GRANT-ESTER</b>		<b>93</b>	<b>5,278</b>	<b>2,137.59</b>	<b>21.3759</b>

### NE Fairbanks Project

The NE Fairbanks Project is comprised of 326 Alaska State mining claims that total 14,637 hectares located approximately 25km to the Northeast of the city of Fairbanks. The NE Fairbanks Project consists of mining claims held by DG Resources Management (US) Ltd, Fairbanks Exploration Inc. and Millrock. Felix has acquired the mining claims, or the exclusive rights to explore and an option to purchase the mining claims as detailed below:

NE FAIRBANKS	Felix Rights	Number of Mineral Claims	Total Acres	Total Hectares	Total SQ KM
Fairbanks Exploration	Exclusive right to explore and option to purchase	83	10,332	4,184.46	41.8446
DG Resources	Exclusive right to explore and option to purchase	141	14,038	5,685.39	56.8539
Millrock NE Fairbanks	Mining claims assigned to Felix	102	11,773	4,768.065	47.68065
<b>TOTAL NE FAIRBANKS</b>		<b>326</b>	<b>36,143</b>	<b>14,637.915</b>	<b>146.37915</b>

## Interests in Tenements

### *Liberty Bell Project*

The Liberty Bell Project is comprised of 209 Alaska State mining claims that total 9,623 hectares located approximately 115km to the southwest of the city of Fairbanks. The Liberty Bell Project consists of mining claims held by Boot Hill Gold Inc., James Roland and Millrock. Felix has acquired the mining claims or the exclusive rights to explore and an option to purchase the mining claims as detailed below:

LIBERTY BELL	Felix Rights	Number of Mineral Claims	Total Acres	Total Hectares	Total SQ KM
Roland	Exclusive right to explore and option to purchase	10	400	162	1.62
Millrock	Mining claims assigned to Felix	173	20,640	8,359.2	83.592
<b>TOTAL LIBERTY BELL</b>		<b>183</b>	<b>21,040</b>	<b>8,521.2</b>	<b>85.212</b>

### *MHT Project*

MHT Project comprises Alaskan State Mining claims of 6,203 acres located only 20km north of major mining and logistics hub, Fairbanks City. The claims are held by the Mental Health Trust. Felix Gold has secured 100% lease of the claims.

MHT	Felix Rights	Total Acres	Total Hectares	Total SQ KM
MHP Project	100% Lease	6,203	2,512	25.12
<b>MHT Project</b>		<b>6,203</b>	<b>2,512</b>	<b>25.12</b>



## Annual Mineral Resources Statement

### Resources Statement on 30 June 2023

A 364,000-ounce Mineral Resource has been defined at the Grant Gold project. After an extensive due diligence, a maiden Mineral Resource Estimate (JORC, 2012) for the historical Grant Mine was completed in June 2021. A table outlining the Mineral Resource Estimate is contained below.

Lode	Open Pit < 125m & 0.3 g/t			Underground > 125m & > 2.0 g/t			Total		
	Tonnes	Grade g/t Au	Ounces	Tonnes	Grade g/t Au	Ounces	Tonnes	Grade g/t Au	Ounces
Ester Elms South	178,700	3.32	19,100	91,700	3.1	9,100	270,400	3.24	28,200
Ester Elms	2,348,700	1.14	86,100	44,100	2.75	3,900	2,392,800	1.17	90,000
Ester Elms North	136,500	0.7	3,100	-	-	-	136,500	0.71	3,100
O'Dea	624,700	2.97	59,700	433,100	7.52	104,700	1,057,800	4.83	164,400
Irishman	458,900	0.99	14,600	-	-	-	458,900	0.99	14,600
X-Fault	432,200	1.47	20,400	113,400	5.05	18,400	545,600	2.21	38,800
Lois	945,100	0.82	24,900	-	-	-	945,100	0.82	24,900
<b>Total</b>	<b>5,124,800</b>	<b>1.38</b>	<b>227,900</b>	<b>682,300</b>	<b>6.2</b>	<b>136,100</b>	<b>5,807,100</b>	<b>1.95</b>	<b>364,000</b>

\*The preceding statements of Mineral Resources conforms to the Australasian Code for Reporting of Exploration Results, Mineral Resources and Ore Reserves (JORC Code) 2012 Edition. Due to rounding to appropriate significant figures, minor discrepancies may occur, all tonnages reported are dry metric. Mineral Resource estimates are not precise calculations, and the reported estimate is dependent on the interpretation of limited data pertaining to the location, shape, continuity of the mineralisation and the quality and quantity of the samples of the mineralisation. Mineral Resources that are not Ore Reserves do not have demonstrated economic viability. No processing recovery factors, or other modifying factors have been applied to these resource figures. The estimate of Mineral Resources may be materially affected by environmental, permitting, legal, title, taxation, sociopolitical, marketing, or other relevant modifying factors.

The defined resource is contiguous, and by virtue of its grade and geometry, should be considered as a Mineral Resource. As such, the CP (Mr Ian Taylor of Mining Associates) considers that the reported Mineral Resource has reasonable prospects for eventual economic extraction by open pit mining methods, and Mineral Resources below the pit depth are considered at a higher cut off to reflect the higher cost of underground mining methods.

For personal use only

## Consolidated Statement of Profit or Loss and Other Comprehensive Income for the Year Ended 30 June 2023

	Note	30 June 2023 \$	30 June 2022 \$
Corporate and administrative expenses		(667,754)	(705,653)
Consulting fees		(44,138)	(188,016)
Employee benefit expense		(465,761)	(640,723)
Depreciation and amortisation expense		(10,682)	(9,862)
Legal fees		(137,461)	(332,779)
Share-based payments	16	(210,823)	(277,750)
Exploration and evaluation expenditure written off	6	(686,980)	-
<b>Loss before income tax expense</b>		<b>(2,223,599)</b>	<b>(2,154,783)</b>
Income tax expense	2	-	-
<b>Loss for the year</b>		<b>(2,223,599)</b>	<b>(2,154,783)</b>
Other comprehensive income			
Other comprehensive income for the year, net of tax		256,562	313,036
<b>Total comprehensive loss for the year</b>		<b>(1,967,037)</b>	<b>(1,841,747)</b>
<b>Total comprehensive loss for the year attributable to the owners of the Company</b>		<b>(1,967,037)</b>	<b>(1,841,747)</b>
Loss per share attributable to owners of the parent company		<b>Cents</b>	<b>Cents</b>
Basic earnings per share	13	(0.13)	(0.015)
Diluted earnings per share	13	(0.13)	(0.015)

The accompanying notes form part of these financial statements.

For personal use only

## Consolidated Statement of Financial Position

### As at 30 June 2023

	Note	30 June 2023	30 June 2022
		\$	\$
<b>CURRENT ASSETS</b>			
Cash and cash equivalents	3	1,258,410	6,926,189
Trade and other receivables	4	105,464	23,404
Other current assets	5	-	145,164
<b>Total Current Assets</b>		<b>1,363,874</b>	<b>7,094,757</b>
<b>NON-CURRENT ASSETS</b>			
Exploration and evaluation assets	6	17,400,734	11,351,077
Property, plant & equipment	7	75,807	96,094
<b>Total Non-Current Assets</b>		<b>17,476,541</b>	<b>11,447,171</b>
<b>TOTAL ASSETS</b>		<b>18,840,415</b>	<b>18,541,928</b>
<b>CURRENT LIABILITIES</b>			
Trade and other payables	8	133,551	743,010
<b>Total Current Liabilities</b>		<b>133,551</b>	<b>743,010</b>
<b>TOTAL LIABILITIES</b>		<b>133,551</b>	<b>743,010</b>
<b>NET ASSETS</b>		<b>18,706,864</b>	<b>17,798,918</b>
<b>EQUITY</b>			
Issued capital	9	22,106,036	19,549,360
Reserves	10	1,927,954	1,353,085
Accumulated losses		(5,327,126)	(3,103,527)
<b>TOTAL EQUITY</b>		<b>18,706,864</b>	<b>17,798,918</b>

The accompanying notes form part of these financial statements.

For personal use only

## Consolidated Statement of Changes in Equity For the Year Ended 30 June 2023

	Note	Issued Capital	Reserves	Accumulated Losses	Total Equity
		\$	\$	\$	\$
<b>Balance at 30 June 2021</b>		<b>7,749,852</b>	<b>360,039</b>	<b>(948,744)</b>	<b>7,161,147</b>
Loss for the year		-	-	(2,154,783)	(2,154,783)
Other comprehensive income/(loss)		-	313,036	-	313,036
<b>Total comprehensive income/(loss)</b>		<b>-</b>	<b>313,036</b>	<b>(2,154,783)</b>	<b>(1,841,747)</b>
<b>Transactions with owners in their capacity as owners</b>					
Share-based payments	16	-	680,010	-	680,010
Issue of shares	9	12,655,789	-	-	12,655,789
Share issue costs		(856,281)	-	-	(856,281)
<b>Total transactions with owners</b>		<b>-</b>	<b>-</b>	<b>-</b>	<b>-</b>
<b>Balance at 30 June 2022</b>		<b>19,549,360</b>	<b>1,353,085</b>	<b>(3,103,527)</b>	<b>17,798,918</b>
Loss for the year		-	-	(2,223,599)	(2,223,599)
Other comprehensive income/(loss)		-	256,562	-	256,562
<b>Total comprehensive income/(loss)</b>		<b>-</b>	<b>256,562</b>	<b>(2,223,599)</b>	<b>(1,967,037)</b>
<b>Transactions with owners in their capacity as owners</b>					
Share-based payments	16	-	318,307	-	318,307
Issue of shares	9	2,814,000	-	-	2,814,000
Share issue costs		(257,324)	-	-	(257,324)
<b>Balance at 30 June 2023</b>		<b>22,106,036</b>	<b>1,927,954</b>	<b>(5,327,126)</b>	<b>18,706,864</b>

The accompanying notes form part of these financial statements.

For personal use only

## Consolidated Statement of Cash Flows

### For the Year Ended 30 June 2023

		30 June 2023	30 June 2022
		\$	\$
<b>CASH FLOWS FROM OPERATING ACTIVITIES</b>			
Payments to suppliers and employees		(1,565,538)	(1,895,440)
<b>Net cash used in operating activities</b>	12	<b>(1,565,538)</b>	<b>(1,895,440)</b>
<b>CASH FLOWS FROM INVESTING ACTIVITIES</b>			
Payments for exploration and evaluation assets		(6,763,991)	(5,653,321)
Payments for property, plant and equipment		(2,410)	(108,461)
Payments for deposits		-	(145,164)
<b>Net cash used in investing activities</b>		<b>(6,766,401)</b>	<b>(5,906,946)</b>
<b>CASH FLOWS FROM FINANCING ACTIVITIES</b>			
Proceeds from issue of shares		2,814,000	10,166,500
Share Issue costs		(149,840)	(512,808)
<b>Net cash provided by financing activities</b>		<b>2,664,160</b>	<b>9,653,692</b>
Net increase in cash held		5,667,779	5,074,883
Cash at beginning of the period/year		6,926,189	1,851,306
<b>Cash at end of the year</b>	3	<b>1,258,410</b>	<b>6,926,189</b>

The accompanying notes form part of these financial statements.

For personal use only

## Notes to the Consolidated Financial Statements For the Year Ended 30 June 2023

---

### NOTE 1: SUMMARY OF SIGNIFICANT ACCOUNTING POLICIES

The financial statements are general purpose financial statements that have been prepared in accordance with the Corporations Act 2001, Australian Accounting Standards, and other authoritative pronouncements of the Australian Accounting Standards Board. Felix Gold Limited is a for-profit entity for the purpose of preparing the financial statements. The financial statements are presented in Australian dollars.

Compliance with Australian Accounting Standards ensures that the financial statements and notes also comply with International Financial Reporting Standards.

The financial statements are for the consolidated entity, consisting of Felix Gold Limited and its Controlled Entities (the Group). Felix Gold Limited is a listed public company, incorporated and domiciled in Australia. The financial report was authorised for issue on 29 September 2023 by the directors of the Company.

Separate financial statements for Felix Gold Limited as an individual entity are no longer presented following a change to the Corporations Act 2001. However, financial information required for Felix Gold Limited as an individual entity is included in Note 21.

Material accounting policies adopted in the preparation of these financial statements are presented below. They have been consistently applied unless otherwise stated.

#### Basis of Preparation

These general purpose financial statements have been prepared in accordance with Australian Accounting Standards and Interpretations issued by the Australian Accounting Standards Board ('AASB') and the Corporations Act 2001, as appropriate for for-profit orientated entities. These financial statements and notes also comply with the International Financial Reporting Standards and Interpretations as issued by the International Accounting Standards Board ('IASB').

#### Historical Cost Convention

The financial statements have been prepared under the historical cost convention, except for, where applicable, the revaluation of financial assets and liabilities at fair value through profit or loss.

#### Going Concern

The financial statements have been prepared on a going concern basis which contemplates the continuity of normal business activities and the realisation of assets and discharge of liabilities in the ordinary course of business.

For the year ended 30 June 2023 the Group generated a consolidated loss of \$2,223,599 and incurred net cash outflows from operating and investing activities of \$8,224,455. As at 30 June 2023 the Group had cash and cash equivalents of \$1,258,410 and net assets of \$18,706,864.

On 28 August 2023, the Group announced that it had proceeded with a Share Purchase Plan (SPP) targeting to raise up to \$3.0 million (Offer). The Offer closed on 20 September 2023, raising a total of \$592,000 through the issue of 7,400,000 fully paid ordinary shares at \$0.08 per share.

In the short to medium term, the Group has the ability to seek to raise funds from shareholders or other investors and proposes to raise such funds as and when required. If such funding is not achieved, the Group plans to reduce expenditure significantly, which may result in an impairment loss on the book value of exploration and evaluation expenditure recorded at reporting date.

These conditions give rise to a material uncertainty that may cast doubt upon the Group's ability to continue as a going concern. The ongoing operation of the Group is dependent upon:

- The Group raising additional funding from shareholders or other parties; and/or
- The Group reducing expenditure in line with available funding.

## Notes to the Consolidated Financial Statements for the Year Ended 30 June 2023

---

### NOTE 1: SUMMARY OF SIGNIFICANT ACCOUNTING POLICIES (Continued)

#### Going Concern (Continued)

In the longer term, the development of economically recoverable mineral deposits found on the Group's existing or future exploration properties depends on the ability of the Group to obtain financing through equity financing, debt financing or other means. If the Group's exploration programs are ultimately successful, additional funds will be required to develop the Group properties and to place them into commercial production. The ability of the Group to arrange such funding in the future will depend in part upon the prevailing capital market conditions as well as the business performance of the Group.

#### Principles of Consolidation

##### *Subsidiaries*

The consolidated financial statements incorporate the assets and liabilities of all subsidiaries of Felix Gold Limited ("Company" or "parent entity") as at 30 June 2023, and the results of all subsidiaries for the year then ended. Felix Gold Ltd and its subsidiaries together are referred to in these financial statements as the Group.

The names of the subsidiaries are contained in Note 19.

Subsidiaries are all entities over which the Group has control. The Group has control over an entity when the Group is exposed to, or has a right to, variable returns from its involvement with the entity, and has the ability to use its power to affect those returns. Subsidiaries are fully consolidated from the date on which control is transferred to the Group. They are de-consolidated from the date that control ceases.

Intercompany transactions, balances and unrealised gains on transactions between Group companies are eliminated. Unrealised losses are also eliminated unless the transaction provides evidence of the impairment of the asset transferred. Accounting policies of controlled entities have been changed where necessary to ensure consistency with the policies adopted by the Group.

##### *Changes in ownership interests*

When the Group ceases to have control, joint control or significant influence, any retained interest in the entity is remeasured to its fair value, with the change in the carrying amount recognised in profit or loss.

The fair value is the initial carrying amount for the purposes of subsequently accounting for the retained interest as an associate, joint venture or financial asset. In addition, any amounts previously recognised in other comprehensive income in respect of that entity are accounted for as if the Group had directly disposed of the related assets or liabilities. This may mean that amounts previously recognised in other comprehensive income are reclassified to profit or loss.

#### Segment Reporting

Operating segments are reported in a manner consistent with the internal reporting provided to the chief operating decision maker. The chief operating decision maker, who is responsible for allocating resources and assessing performance of the operating segments, has been identified as the Managing Director.

The Group has identified its operating segments based on the internal reports that are reviewed and used by the Board of Directors (chief operating decision makers) in assessing performance and determining the allocation of resources.

The Group is managed primarily on the basis of geographical locations as these locations have notably different risk profiles and performance assessment criteria. Operating segments are therefore determined on the same basis. Reportable segments disclosed are based on aggregating operating segments where the segments are considered to have similar economic characteristics and are similar with respect to any external regulatory requirements. Management currently identifies the Group as having only one reportable segment, being the exploration of mineral projects in Alaska.

**Notes to the Consolidated Financial Statements for the Year Ended 30 June 2023**

---

**NOTE 1: SUMMARY OF SIGNIFICANT ACCOUNTING POLICIES (Continued)****Income Tax**

The income tax expense/income for the period comprises current income tax expense/income and deferred tax expense/income. Current income tax expense charged to profit or loss is the tax payable on taxable income calculated using applicable income tax rates enacted, or substantially enacted, as at reporting date. Current tax liabilities/assets are therefore measured at the amounts expected to be paid to/recovered from the relevant taxation authority. Deferred income tax expense reflects movements in deferred tax asset and deferred tax liability balances during the period as well as unused tax losses. Current and deferred income tax expense/income is charged or credited directly to equity instead of profit or loss when the tax relates to items that are credited or charged directly to equity.

Deferred tax assets and liabilities are calculated at the tax rates that are expected to apply to the period when the asset is realised or the liability is settled, based on tax rates enacted or substantively enacted at reporting date. Their measurement also reflects the manner in which management expects to recover or settle the carrying amount of the related asset or liability.

Deferred tax assets and liabilities are ascertained based on temporary differences arising between the tax bases of assets and liabilities and their carrying amounts in the financial statements. Deferred tax assets also result where amounts have been fully expensed but future tax deductions are available. No deferred income tax will be recognised from the initial recognition of an asset or liability, excluding a business combination, where there is no effect on accounting or taxable profit or loss.

Deferred tax assets relating to temporary differences and unused tax losses are recognised only to the extent that it is probable that future taxable profit will be available against which the benefits of the deferred tax asset can be utilised. The amount of benefits brought to account or which may be realised in the future is based on the assumption that no adverse change will occur in income taxation legislation and the anticipation that the Group will derive sufficient future assessable income to enable the benefit to be realised and comply with the conditions of deductibility imposed by the law.

**Exploration and Evaluation Assets**

Exploration and evaluation expenditure incurred is accumulated in respect of each identifiable area of interest. Such expenditures comprise net direct costs and an appropriate portion of related overhead expenditure but do not include overheads or administration expenditure not having a specific nexus with a particular area of interest. These costs are only carried forward to the extent that they are expected to be recouped through the successful development of the area or where activities in the area have not yet reached a stage which permits reasonable assessment of the existence of economically recoverable reserves and active or significant operations in relation to the area are continuing.

A regular review will be undertaken on each area of interest to determine the appropriateness of continuing to carry forward costs in relation to that area of interest. A provision is raised against exploration and evaluation assets where the directors are of the opinion that the carried forward net cost may not be recoverable or the right of tenure in the area lapses. The increase in the provision is charged against the results for the year. Accumulated costs in relation to an abandoned area are written off in full against profit or loss in the year in which the decision to abandon the area is made.

**Impairment of Assets**

At each reporting date, the Group reviews the carrying values of its tangible and intangible assets to determine whether there is any indication that those assets have been impaired. If such an indication exists, the recoverable amount of the asset, being the higher of the asset's fair value less costs to sell and value in use, is compared to the asset's carrying value. Any excess of the asset's carrying value over its recoverable amount is expensed to profit or loss.

For personal use only



## Notes to the Consolidated Financial Statements for the Year Ended 30 June 2023

### NOTE 1: SUMMARY OF SIGNIFICANT ACCOUNTING POLICIES (Continued)

#### Financial Instruments

##### *Recognition and Initial Measurement*

Financial instruments, incorporating financial assets and financial liabilities, are recognised when the entity becomes a party to the contractual provisions of the instrument. Trade date accounting is adopted for financial assets. Financial instruments are initially measured at fair value plus transactions costs where the instrument is not classified as at fair value through profit or loss. Transaction costs related to instruments classified as at fair value through profit or loss are expensed to profit or loss immediately.

##### *Derecognition*

Financial assets are derecognised where the contractual rights to receipt of cash flows expire or the asset is transferred to another party whereby the entity no longer has any significant continuing involvement in the risks and benefits associated with the asset.

Financial liabilities are derecognised where the related obligations are either discharged, cancelled or expire. The difference between the carrying value of the financial liability extinguished or transferred to another party and the fair value of consideration paid, including the transfer of non-cash assets or liabilities assumed, is recognised in profit or loss.

##### *Classification and Subsequent Measurement*

Financial instruments are subsequently measured at fair value or amortised cost using the effective interest rate method. Fair value is the price that would be received to sell an asset or paid to transfer an asset. Amortised cost is calculated as:

- (a) the amount at which the financial asset or financial liability is measured at initial recognition;
- (b) less principal repayments;
- (c) plus or minus the cumulative amortisation of the difference, if any, between the amount initially recognised and the maturity amount calculated using the effective interest method; and
- (d) less any reduction for impairment.

The effective interest method is used to allocate interest income or interest expense over the relevant period and is equivalent to the rate that exactly discounts estimated future cash payments or receipts (including fees, transaction costs and other premiums or discounts) through the expected life (or when this cannot be reliably predicted, the contractual term) of the financial instrument to the net carrying amount of the financial asset or financial liability. Revisions to expected future net cash flows will necessitate an adjustment to the carrying value with a consequential recognition of an income or expense in profit or loss.

The Group does not designate any interests in subsidiaries, associates or joint venture entities as being subject to the requirements of accounting standards specifically applicable to financial instruments.

##### *Loans and receivables*

Loans and receivables are non-derivative financial assets with fixed or determinable payments that are not quoted in an active market and are subsequently measured at amortised cost.

##### *Financial liabilities*

Non-derivative financial liabilities (excluding financial guarantees) are subsequently measured at amortised cost.

**Notes to the Consolidated Financial Statements for the Year Ended 30 June 2023**

---

**NOTE 1: SUMMARY OF SIGNIFICANT ACCOUNTING POLICIES** (Continued)**Financial Instruments** (Continued)*Impairment*

The Group recognises a loss allowance for expected credit losses on financial assets which are either measured at amortised cost or fair value through other comprehensive income. The measurement of the loss allowance depends upon the Group's assessment at the end of each reporting period as to whether the financial instrument's credit risk has increased significantly since initial recognition, based on reasonable and supportable information that is available, without undue cost or effort to obtain.

Where there has not been a significant increase in exposure to credit risk since initial recognition, a 12-month expected credit loss allowance is estimated. This represents a portion of the asset's lifetime expected credit losses that is attributable to a default event that is possible within the next 12 months. Where a financial asset has become credit impaired or where it is determined that credit risk has increased significantly, the loss allowance is based on the asset's lifetime expected credit losses. The amount of expected credit loss recognised is measured on the basis of the probability weighted present value of anticipated cash shortfalls over the life of the instrument discounted at the original effective interest rate.

For financial assets mandatorily measured at fair value through other comprehensive income, the loss allowance is recognised in other comprehensive income with a corresponding expense through profit or loss. In all other cases, the loss allowance reduces the asset's carrying value with a corresponding expense through profit or loss.

**Cash and Cash Equivalents**

Cash and cash equivalents include cash on hand, deposits held at call with banks and other short-term highly liquid investments with original maturities of less than 3 months.

**Issued Capital**

Ordinary shares are classified as equity. Transaction costs (net of tax where the deduction can be utilised) arising on the issue of ordinary shares are recognised in equity as a reduction of the share proceeds received.

**Share-Based Payments**

The Group makes equity-settled share-based payments to directors, employees and other parties for services provided or the acquisition of exploration assets. Where applicable, the fair value of the equity is measured at grant date and recognised as an expense over the vesting period, with a corresponding increase to an equity account. The fair value of shares is ascertained as the market bid price. The fair value of options is ascertained using the Black and Scholes option valuation pricing model and which incorporates all market vesting conditions. The fair value of the performance rights granted is measured using Monte Carlo Simulation, taking into account the terms and conditions upon which the performance rights were granted. Where applicable, the number of shares and options expected to vest is reviewed and adjusted at each reporting date such that the amount recognised for services received as consideration for the equity instruments granted shall be based on the number of equity instruments that eventually vest.

Where the fair value of services rendered by other parties can be reliably determined, this is used to measure the equity-settled payment.

If equity-settled awards are modified, as a minimum an expense is recognised as if the modification has not been made. An additional expense is recognised, over the remaining vesting period, for any modification that increases the total fair value of the share-based compensation benefit as at the date of modification.

## Notes to the Consolidated Financial Statements for the Year Ended 30 June 2023

### NOTE 1: SUMMARY OF SIGNIFICANT ACCOUNTING POLICIES (Continued)

#### Share-Based Payments (Continued)

If the non-vesting condition is within the control of the Group or employee, the failure to satisfy the condition is treated as a cancellation. If the condition is not within the control of the Group or employee and is not satisfied during the vesting period, any remaining expense for the award is recognised over the remaining vesting period, unless the award is forfeited.

If equity-settled awards are cancelled, it is treated as if it has vested on the date of cancellation, and any remaining expense is recognised immediately. If a new replacement award is substituted for the cancelled award, the cancelled and new award is treated as if they were a modification.

#### Goods and Services Tax (GST)

Revenues, expenses and assets are recognised net of the amount of GST (or overseas VAT), except where the amount of GST incurred is not recoverable. In these circumstances the GST (or overseas VAT) is recognised as part of the cost of acquisition of the asset or as part of an item of the expense. Receivables and payables in the statement of financial position are shown inclusive of GST. Cash flows are presented in the statement of cash flows on a gross basis except for the GST component of investing and financing activities which are disclosed as operating cash flows.

#### Finance costs

Finance costs attributable to qualifying assets are capitalised as part of the asset. All other finance costs are expensed in the period in which they are incurred.

#### Foreign Currency Transactions and Balances

##### *Functional and presentation currency*

The functional and presentation currency of Felix Gold Limited and its Australian subsidiaries is Australian dollars (\$A).

##### *Transactions and balances*

Foreign currency transactions are translated into the functional currency using the exchange rates prevailing at the date of the transaction. Foreign currency monetary items are translated at the year-end exchange rate.

Non-monetary items measured at historical cost continue to be carried at the exchange rate at the date of the transaction. Non-monetary items measured at fair value are reported at the exchange rate at the date when fair values were measured. Exchange differences arising on the translation of monetary items are recognised in profit or loss.

##### *Group Companies*

The financial results and position of foreign operations whose functional currency is not Australian dollars are translated as follows:

- assets and liabilities are translated at period-end exchange rates prevailing at that reporting date;
- income and expenses are translated at average exchange rates for the period;
- retained earnings are translated at the exchange rates prevailing at the date of the transaction.

Exchange differences arising on translation of foreign operations are recognised in other comprehensive income.

**Notes to the Consolidated Financial Statements for the Year Ended 30 June 2023**

---

**NOTE 1: SUMMARY OF SIGNIFICANT ACCOUNTING POLICIES** (Continued)**Employee Benefits***Short-term employee benefit obligations*

Liabilities for wages and salaries, including non-monetary benefits, annual leave and accumulating sick leave expected to be settled wholly within 12 months after the end of the reporting period are recognised in liabilities in respect of employees' services rendered up to the end of the reporting period and are measured at amounts expected to be paid when the liabilities are settled.

*Other long-term employee benefits*

The liability for annual leave and long service leave not expected to be settled within 12 months of the reporting date are measured at the present value of expected future payments to be made in respect of services provided by employees up to the reporting date using the projected unit credit method. Consideration is given to expected future wage and salary levels, experience of employee departures and periods of service. Expected future payments are discounted using market yields at the reporting date on corporate bonds with terms to maturity and currency that match, as closely as possible, the estimated future cash outflows.

*Defined contribution superannuation expense*

Contributions to defined contribution superannuation plans are expensed in the period in which they are incurred.

**Current and non-current classification**

Assets and liabilities are presented in the statement of financial position based on current and non-current classification.

An asset is classified as current when: it is either expected to be realised or intended to be sold or consumed in the Group's normal operating cycle; it is held primarily for the purpose of trading; it is expected to be realised within 12 months after the reporting period; or the asset is cash or cash equivalent unless restricted from being exchanged or used to settle a liability for at least 12 months after the reporting period. All other assets are classified as non-current.

A liability is classified as current when: it is either expected to be settled in the Group's normal operating cycle; it is held primarily for the purpose of trading; it is due to be settled within 12 months after the reporting period; or there is no unconditional right to defer the settlement of the liability for at least 12 months after the reporting period. All other liabilities are classified as non-current.

Deferred tax assets and liabilities are always classified as non-current.

**Earnings Per Share (EPS)**

Basic earnings per share is calculated by dividing the loss attributable to equity holders of the Company, excluding any costs of servicing equity other than ordinary shares, by the weighted average number of ordinary shares outstanding during the financial year adjusted for any bonus elements in ordinary shares issued during the year.

Diluted earnings per share adjusts the figures used in the determination of basic earnings per share to take into account the after income tax effect of interest and other financing costs associated with dilutive potential ordinary shares and the weighted average number of shares assumed to have been issued for no consideration in relation to dilutive potential ordinary shares.

## Notes to the Consolidated Financial Statements for the Year Ended 30 June 2023

### NOTE 1: SUMMARY OF SIGNIFICANT ACCOUNTING POLICIES (Continued)

#### Provisions

Provisions are recognised when the consolidated entity has a present (legal or constructive) obligation as a result of a past event, it is probable the consolidated entity will be required to settle the obligation, and a reliable estimate can be made of the amount of the obligation. The amount recognised as a provision is the best estimate of the consideration required to settle the present obligation at the reporting date, taking into account the risks and uncertainties surrounding the obligation.

If the time value of money is material, provisions are discounted using a current pre-tax rate specific to the liability. The increase in the provision resulting from the passage of time is recognised as a finance cost.

#### Property, plant and equipment

Plant and equipment is stated at historical cost less accumulated depreciation and impairment. Historical cost includes expenditure that is directly attributable to the acquisition of the items.

Depreciation is calculated on a straight-line basis to write off the net cost of each item of property, plant and equipment (excluding land) over their expected useful lives as follows:

Plant and equipment 5 years  
 Computer equipment 3 years  
 Office equipment 4 years  
 Motor vehicle 5 years

The residual values, useful lives and depreciation methods are reviewed, and adjusted if appropriate, at each reporting date.

An item of property, plant and equipment is derecognised upon disposal or when there is no future economic benefit to the consolidated entity. Gains and losses between the carrying amount and the disposal proceeds are taken to profit or loss.

#### New or amended Accounting Standards and Interpretations adopted

The consolidated entity has adopted all of the new or amended Accounting Standards and Interpretations issued by the Australian Accounting Standards Board ('AASB') that are mandatory for the current reporting period.

Any new or amended Accounting Standards or Interpretations that are not yet mandatory have not been early adopted.

#### New and Amended Standards and Interpretations for Future Periods

Australian Accounting Standards and Interpretations that have recently been issued or amended but are not yet mandatory, have not been early adopted by the consolidated entity for the annual reporting period ended 30 June 2023.

The consolidated entity has not yet assessed the impact of these new or amended Accounting Standards and Interpretations.

#### Critical Accounting Estimates and Judgements

The directors evaluate estimates and judgements incorporated into the financial statements based on historical knowledge and best available current information. Estimates assume a reasonable expectation of future events and are based on current trends and economic data, obtained both externally and within the Group.

For personal use only

**Notes to the Consolidated Financial Statements for the Year Ended 30 June 2023**

---

**NOTE 1: SUMMARY OF SIGNIFICANT ACCOUNTING POLICIES** (Continued)**Critical Accounting Estimates and Judgements (continued)**

Key Judgements:

*Exploration and Evaluation Assets*

The Group performs regular reviews on each area of interest to determine the appropriateness of continuing to carry forward costs in relation to that area of interest. These reviews are based on detailed surveys and analysis of exploration and drilling results performed to reporting date. Exploration and evaluation assets as at 30 June 2023 were \$17,400,734.

*Share-based payment transactions*

The consolidated entity measures the cost of equity-settled transactions with employees and suppliers by reference to the fair value of the equity instruments at the date at which they are granted. The fair value is determined by using either the Monte Carlo Simulation or Black-Scholes model taking into account the terms and conditions upon which the instruments were granted. The accounting estimates and assumptions relating to equity-settled share-based payments would have no impact on the carrying amounts of assets and liabilities within the next annual reporting period but may impact profit or loss and equity.

Refer Note 16 for further information.

*Recovery of deferred tax assets*

Deferred tax assets are recognised for deductible temporary differences only if the consolidated entity considers it is probable that future taxable amounts will be available to utilise those temporary differences and losses.

*Rehabilitation provision*

The consolidated entity's mining and exploration activities are subject to various laws and regulations governing the protection of the environment. The consolidated entity recognises management's best estimate for assets retirement obligations and site rehabilitations in the period in which they are incurred. Actual costs incurred in the future periods could differ materially from the estimates. Additionally, future changes to environmental laws and regulations, life of mine estimates and discount rates could affect the carrying amount of this provision.

As at 30 June 2023, management's best estimate is that there is \$nil provision required (2022: \$nil)

For personal use only

## Notes to the Consolidated Financial Statements for the Year Ended 30 June 2023

### NOTE 2: INCOME TAX EXPENSE

#### Recognised in the Statement of profit or loss

	2023	2022
	\$	\$
<b>a) Tax expense</b>		
Current tax expense	-	-
Deferred tax expense	-	-
Total income tax expense per the Statement of profit or loss	-	-

#### b) Numerical reconciliation between tax expense and pre-tax net profit or (loss)

<b>Net loss before tax</b>	<b>(2,223,599)</b>	<b>(2,154,783)</b>
<i>Corporate tax rate applicable</i>	25%	25%
<b>Income tax benefit on above at applicable corporate rate</b>	<b>(358,163)</b>	<b>(513,931)</b>
Increase(decrease) in income tax due to tax effect of:		
Share-based payments expense	52,706	69,438
Tax differences	(42,711)	(5,349)
Deferred tax benefit not brought to account	348,124	449,842
Income tax expense attributable to entity	-	-

#### (c) Unrecognised deferred tax assets

Deferred tax assets have not been recognised in respect of the following using corporate tax rates of:

Deductible temporary differences	207,000	230,000
Tax revenue losses	1,197,947	579,416
Tax capital losses	-	-
Total unrecognised deferred tax assets	1,404,947	809,416

#### (d) Expiry of tax losses

At 30 June 2023, the Group had the following income tax losses carried forward:

Australia	\$3,537,837
United States	\$1,031,206

Tax losses do not have expiry dates under current tax legislation.

## Notes to the Consolidated Financial Statements for the Year Ended 30 June 2023

### NOTE 3: CASH AND CASH EQUIVALENTS

	2023	2022
	\$	\$
Cash at bank and on hand	1,258,410	6,926,189
	<b>1,258,410</b>	<b>6,926,189</b>

### NOTE 4: TRADE AND OTHER RECEIVABLES

	2023	2022
	\$	\$
Current:		
GST Receivable	37,623	23,404
Other	67,841	-
	<b>105,464</b>	<b>23,404</b>

### NOTE 5: OTHER CURRENT ASSETS

	2023	2022
	\$	\$
Current:		
Security deposit	-	145,164
	-	<b>145,164</b>

### NOTE 6: EXPLORATION AND EVALUATION ASSETS

	2023	2022
	\$	\$
Exploration and evaluation phase – at cost:		
Opening balance - at cost	11,351,077	1,987,456
Capitalised exploration expenditure	6,447,099	6,578,210
Exploration and evaluation expenditure written off	(686,980)	-
Issue of shares as consideration for the assignment of option agreements	-	2,489,289
Issue of shares and options as consideration for project acquisition	-	148,787
Effect of foreign exchange movements	289,538	147,335
Total exploration and evaluation phase – at cost:	17,400,734	11,351,077
<b>Carrying amount at the end of the year</b>	<b>17,400,734</b>	<b>11,351,077</b>

The amount of exploration expenditure, and carrying values for each exploration project is identified as follows:

Fairbanks Regional – Alaska	1,816,255	1,625,872
Ester Dome – Alaska	898,290	1,059,903
Liberty Bell - Alaska	1,295,162	1,429,455
Treasure Creek - Alaska	13,391,027	7,235,847
<b>Carrying amount at the end of the year</b>	<b>17,400,734</b>	<b>11,351,077</b>

During or subsequent to the reporting period the Group elected to withdraw from the Range Minerals option agreement (Ester Dome Project) resulting in an loss of \$381,395 and the Boot Hill option agreement (Liberty Bell Project) resulting in an loss of \$305,585. The Group has assessed and does not consider an impairment on any other project areas is necessary.



## Notes to the Consolidated Financial Statements for the Year Ended 30 June 2023

### NOTE 7: PROPERTY PLANT AND EQUIPMENT

	2023	2022
	\$	\$
<u>Plant and equipment</u>		
Opening cost	108,461	-
Acquisitions	2,410	108,461
Effects of Foreign Exchange	2,062	-
Disposals	-	-
Closing cost	<b>112,933</b>	<b>108,461</b>
Opening accumulated depreciation	12,367	-
Effects of Foreign Exchange	94	-
Depreciation	24,665	12,367
Closing accumulated depreciation	<b>37,126</b>	<b>12,367</b>
<b>Plant and equipment - at cost</b>	<b>75,807</b>	<b>96,094</b>

### NOTE 8: TRADE AND OTHER PAYABLES

	2023	2022
	\$	\$
Current:		
Trade payables and accrued expenses	116,750	743,010
Employee liabilities	16,802	-
Total payables (unsecured)	<b>133,552</b>	<b>743,010</b>

The average credit period on purchases of goods and services is 30 days. No interest is paid on trade payables.

Refer Note 18 for further information on Financial Instruments.

### NOTE 9: CONTRIBUTED EQUITY

#### Fully paid ordinary shares

	2023		2022	
	No. of Shares	\$	No. of Shares	\$
Balance at the beginning of the year	171,675,113	19,549,360	120,792,956	7,749,852
Share issues:				
Issue of shares as consideration for project acquisition	(a) -	-	500,000	90,000
Share placement – 15 October 2021	(b) -	-	425,000	76,500
Share placement – 28 January 2022	(c) -	-	40,000,000	10,000,000
Issue of shares as consideration for the assignment of option agreements	(d) -	-	9,957,157	2,489,289
Share placement – 24 April 2023	(e) 26,640,000	2,640,000	-	-
Share placement – 20 June 2023	(f) 1,500,000	150,000	-	-
Transaction costs associated with share issues	-	(257,324)	-	(856,281)
<b>Balance as at 30 June</b>	<b>199,815,000</b>	<b>22,106,036</b>	<b>171,675,113</b>	<b>19,549,360</b>

## Notes to the Consolidated Financial Statements for the Year Ended 30 June 2023

### NOTE 9: CONTRIBUTED EQUITY (Continued)

Ordinary shareholders are entitled to participate in dividends and the proceeds on the winding up of the company in proportion to the number of and amount paid on the shares held. Every ordinary shareholder present at a meeting in person or by proxy is entitled to one vote on a show of hands or by poll. Ordinary shares have no par value.

Notes for the above table:

- (a) 500,000 shares issued on commencement of an exploration agreement with option to purchase agreement with DG Resources for the NE Fairbanks Project at a deemed price of \$0.18 per shares on 17 July 2021.
- (b) 425,000 shares issued at \$0.18 per share via a placement on 18 October 2021, raising \$76,500.
- (c) 40,000,000 shares issued at \$0.25 per share via the company's Initial Public Offering on the Australian Stock Exchange on 28 January 2022, raising \$10,000,000.
- (d) 9,957,157 shares issued to Millrock Resources as consideration for the assignment of option agreements to the Company at a deemed price of \$0.25 per share on 28 January 2022.
- (e) 26,640,000 shares issued at \$0.10 per share via a placement completed on 24 April 2023, raising \$2,640,000. For each two shares issued a free attaching option was issued with an exercise price of \$0.15.
- (f) 1,500,000 shares issued at \$0.10 per share via a placement which was subject to shareholder approval and completed on 20 June 2023, raising \$150,000. For each two shares issued a free attaching option was issued with an exercise price of \$0.15.

#### Unlisted Options

	Note	Weighted average exercise price	2023 No. of Options	Weighted average exercise price	2022 No. of Options
Balance at the beginning of the year		\$0.297	11,545,786	\$0.287	8,495,786
Change of options during the year:					
Issued during the year		-	-	\$0.334	5,050,000
Exercised during the year		-	-	-	-
Options lapsed		-	-	\$0.35	(2,000,000)
<b>Outstanding at end of year</b>		<b>\$0.297</b>	<b>11,545,786</b>	<b>\$0.297</b>	<b>11,545,786</b>
<b>Exercisable at end of year</b>		<b>\$0.259</b>	<b>4,045,786</b>	<b>\$0.263</b>	<b>2,995,786</b>

#### Listed Options

	Note	Weighted average exercise price	2023 No. of Options	Weighted average exercise price	2022 No. of Options
Balance at the beginning of the year		-	-	-	-
Change of options during the year:					
Issued during the year		\$0.15	16,190,000	-	-
Exercised during the year		-	-	-	-
Options lapsed		-	-	-	-
<b>Outstanding at end of year</b>		<b>\$0.15</b>	<b>16,190,000</b>	-	-
<b>Exercisable at end of year</b>		<b>\$0.15</b>	<b>16,190,000</b>	-	-

The listed options were issued in connection with April 2023 placement, initially as unquoted options which were subsequently listed subsequent to the end of the reporting period.

## Notes to the Consolidated Financial Statements for the Year Ended 30 June 2023

### NOTE 9: CONTRIBUTED EQUITY (Continued)

#### Performance Rights

Issue Date	Expiry Date	Category	Number
19 June 2023	19 June 2025	20c 2 year	1,500,000
19 June 2023	19 June 2026	30c 3 year	1,500,000
19 June 2023	19 June 2027	40c 4 year	1,500,000
19 June 2023	19 June 2025	1Moz JORC 2 year	1,000,000
19 June 2023	19 June 2027	1.5 Moz JORC 4 year	1,000,000
<b>TOTAL</b>			<b>6,500,000</b>

#### Capital Management

Exploration companies such as Felix Gold Limited are funded almost exclusively by share capital. Management controls the capital of the Group to ensure it can fund its operations and continue as a going concern. Capital management policy is to fund its exploration activities principally by way of equity. No dividend will be paid while the Group is in exploration stage. There are no externally imposed capital requirements.

There have been no other changes to the capital management policies during the year.

### NOTE 10: RESERVES

	2023	2022
	\$	\$
Share-based payments reserve	1,374,803	1,056,496
Foreign currency reserve	553,151	296,589
	<b>1,927,954</b>	<b>1,353,085</b>
<b>Movements:</b>		
<i>Share option reserve</i>		
Balance at the beginning of the financial year	1,056,496	376,039
Share based payment expense	318,307	680,454
Balance at the end of the financial year	1,374,803	1,056,496
<i>Foreign Currency Translation Reserve</i>		
Balance at the beginning of the financial year	296,589	(16,448)
Currency translation difference arising during the year	256,562	313,037
Balance at the end of the financial year	553,151	296,589

#### Share-Based Payments Reserve

The share-based payment reserve is used to recognise the fair value of options issued to employees and consultants. This reserve can be reclassified as retained earnings if options lapse.

#### Foreign currency reserve

The reserve is used to recognise exchange differences arising from the translation of the financial statements of foreign operations to Australian dollars.

For personal use only

## Notes to the Consolidated Financial Statements for the Year Ended 30 June 2023

### NOTE 11: OPERATING SEGMENTS

#### Segment Information

##### Identification of reportable segments

The Group has identified its operating segments based on the internal reports that are reviewed and used by the Board of Directors (chief operating decision makers) in assessing performance and determining the allocation of resources.

The Group is managed primarily on geographic basis, that is, the location of the respective areas of interest (tenements) in Alaska. Operating segments are determined on the basis of financial information reported to the board of directors which is at the consolidated entity level. The Group does not have any products or services that it derives revenue from. The Group's exploration and development activities in Alaska is the Group's sole focus.

### NOTE 11: OPERATING SEGMENTS (Continued)

Accordingly, management currently identifies the Group as having only one reportable segment, being the exploration of mineral projects in Alaska. There have been no changes in the reporting segments during the year. Accordingly, all significant operating decisions are based upon analysis of the consolidated entity as one segment. The financial results from this segment are equivalent to the financial statements of the Group as a whole.

### NOTE 12: CASH FLOW INFORMATION

	2023	2022
	\$	\$
<b>A. Reconciliation of Cash Flow from Operations with Loss after Income Tax:</b>		
Loss after income tax	(2,223,599)	(2,154,783)
Non-cash flows in loss from ordinary activities:		
Amortisation and depreciation	10,682	9,862
Share-based payments	210,823	277,750
Exploration and evaluation written off	686,980	-
Changes in operating assets and liabilities:		
(Increase)/Decrease in receivables	(14,219)	11,014
Increase/(decrease) in payables and accruals	(236,205)	(39,283)
<b>Net cash used in operations</b>	<b>(1,565,538)</b>	<b>(1,895,440)</b>

### NOTE 13: EARNINGS PER SHARE

	2023	2022
	\$	\$
Net loss used in the calculation of basic and diluted EPS attributable to owners of the parent company	(2,223,599)	(2,154,783)
Weighted average number of ordinary shares outstanding during the period used in the calculation of basic EPS	176,683,387	142,650,000
Weighted average number of ordinary shares outstanding during the period used in the calculation of diluted EPS	176,683,387	142,650,000

Options are considered potential ordinary shares. Options issued are not presently dilutive and were not included in the determination of diluted earnings per share for the period.

## Notes to the Consolidated Financial Statements for the Year Ended 30 June 2023

### NOTE 14: CONTINGENT LIABILITIES

The Group does not have any contracted expenditure or non-cancellable operating lease commitments at reporting date.

As part of the option agreement for the purchase of the Treasure Creek Project, the consolidated entity has committed to incur minimum exploration expenditure of US\$3m over a 4.5-year period.

The directors are not aware of any other contingent liabilities or contingent assets as at the reporting date.

### NOTE 15: RELATED PARTY TRANSACTIONS

#### Parent Entity

Felix Gold Limited is the legal parent and ultimate parent entity of the Group.

#### Subsidiary

Interests in subsidiaries are disclosed in Note 19.

#### Key Management Personnel

	2023	2022
	\$	\$
Short-term employee benefits	454,450	613,882
Share-based payments	191,884	252,500
Provision for leave entitlements	10,170	26,841
	<b>656,504</b>	<b>893,223</b>

### NOTE 16: SHARE-BASED PAYMENTS

#### Director and Employee Share-based Payments

##### Options

In 2020, the Company, Felix Gold Limited, established an employee share option program that entitles directors, key management personnel and senior employees to purchase shares in the Company. Each option is exercisable to acquire one common share of the Company.

In the 2021 year, grants were offered to these groups of Felix Gold Limited employees. In accordance with these programs, options are exercisable at the exercise price determined at the date of grant.

The terms and conditions of the employee share option grants made under the employee share option program and in existence at 30 June 2023 were as follows.

Grant date	Entitlement	Number of instruments	Vesting conditions	Contractual life
09.04.2021	Senior Employees	500,000	24 months from grant	09.10.2024 - 36 months
09.04.2021	Directors	<u>5,000,000</u>	24 months from grant	09.10.2024 - 36 months
	Total employee share options	<u>5,500,000</u>		

All employee share options are exercisable at any time after the vesting date and before the expiry date to acquire one fully paid ordinary share. Where the employment or office of the option holder is terminated, any options which have not reached their vesting date will lapse and any options which have reached their vesting date may be exercised within two months from the date of termination of employment.

## Notes to the Consolidated Financial Statements for the Year Ended 30 June 2023

### NOTE 16: SHARE-BASED PAYMENTS (Continued)

The fair value of employee share options is measured at grant date and recognised as an expense over the period during which the key management personnel and senior employees become unconditionally entitled to the options. The fair value of the options granted is measured using Black-Scholes formulas, taking into account the terms and conditions upon which the options were granted. The amount recognised as an expense is adjusted to reflect the actual number of options that vest.

The fair value of employee share options has been calculated with the following inputs:

Grant date	Fair value at grant date	Share price	Exercise price	Expected volatility	Option life years	Expected dividends	Risk-free interest rate
09.04.2021	\$0.101	\$0.18	\$0.30	100%	3.5	-	0.30%

#### Performance Rights

In 2023, the Company, Felix Gold Limited, granted performance rights to its managing director following grant approval by shareholders. Each performance rights converts to one common share of the Company upon achieving certain vesting conditions.

The terms and conditions of the performance rights made and in existence at 30 June 2023 were as follows.

Grant date	Entitlement	Number of instruments	Vesting conditions	Vesting date
19.06.2023	Directors	1,500,000	Tranche 1	19.06.2025 - 24 months
19.06.2023	Directors	1,500,000	Tranche 2	19.06.2026 - 36 months
19.06.2023	Directors	1,500,000	Tranche 3	19.06.2027 - 48 months
19.06.2023	Directors	1,000,000	Tranche 4	19.06.2025 - 24 months
19.06.2023	Directors	1,000,000	Tranche 5	19.06.2027 - 48 months
Total employee share options		<u>6,500,000</u>		

Performance rights have the following vesting conditions:

Tranche 1 – The 20 day VWAP for the Shares being at least \$0.20 within 2 years of the Commencement Date

Tranche 2 –The 20 day VWAP for the Shares being at least \$0.30 within 3 years of the Commencement Date

Tranche 3 –The 20 day VWAP for the Shares being at least \$0.40 within 4 years of the Commencement Date

Tranche 4 –The Company reporting an inferred resource in accordance with JORC of at least 1M oz, within 2 years of the Commencement Date

Tranche 5 –The Company reporting an inferred resource in accordance with JORC of at least 1.5M oz, within 4 years of the Commencement Date

All employee performance rights convert at any time after the vesting conditions have been met into one fully paid ordinary share. Where the employment or office of the option holder is terminated, any performance rights which have not reached their vesting conditions will lapse.

The fair value of employee performance rights is measured at grant date and recognised as an expense over the period of vesting subject to the probability of the vesting conditions being met. The fair value of the options granted is measured using Monte Carlo Simulation, taking into account the terms and conditions upon which the performance rights were granted.

Share-based payment expense recognised during the year:

	2023	2022
	\$	\$
Share-based payment expense recognised during the period:		
Options and rights issued to directors	191,884	252,500
Options and rights issued to management	18,939	25,250
	<u>210,823</u>	<u>277,750</u>

## Notes to the Consolidated Financial Statements for the Year Ended 30 June 2023

### NOTE 16: SHARE-BASED PAYMENTS (Continued)

#### Other share-based payment transactions

From time to time the Group may settle payment for services received from non-employees by way of issuing shares in lieu of settlement by cash. The following non-employee transactions have been settled by issuing equity instruments:

	2023	2022
	\$	\$
Share-based payment expense recognised during the period:		
Issue of shares as consideration for the assignment of option agreements (1, 2)	-	2,489,289
Issue of shares as consideration for project acquisition (1)	-	90,000
Issue of options as consideration for project acquisition (1)	-	58,787
Options issued to broker	107,484	343,474
	<b>107,484</b>	<b>2,891,550</b>

1. Refer note 9 for further details
2. Refer note 6 for further details

### NOTE 17: AUDITOR'S REMUNERATION

Remuneration for the auditor of the parent entity:

	2023	2022
	\$	\$
PKF Brisbane and its related entities:		
Auditing and review of the financial reports	43,466	25,000
Taxation services	5,000	6,450
Independent Expert	-	22,250
	<b>48,466</b>	<b>53,700</b>

### NOTE 18: FINANCIAL INSTRUMENTS

#### (a) Financial Risk Management Policies

The Group's financial instruments comprises cash balances, receivables and payables and loans to and from subsidiaries. The main purpose of these financial instruments is to provide finance for Group operations.

#### *Treasury Risk Management*

Key executives of the Company meet on a regular basis to analyse exposure and to evaluate treasury management strategies in the context of the most recent economic conditions and forecasts.

The board of directors has overall responsibility for the establishment and oversight of the Group's risk management framework. Management is responsible for developing and monitoring the risk management policies and reports to the board.

#### *Financial Risks*

The main risks the Group is exposed to through its financial instruments are interest rate risk, foreign currency risk, credit risk and liquidity risk. These risks are managed through monitoring of forecast cash flows, interest rates, economic conditions and ensuring adequate funds are available.

#### *Interest Rate Risk*

The Group's exposure to interest rate risk, which is the risk that a financial instrument's cash flows or fair value will fluctuate as a result of changes in market interest rates, arises in relation to the Group's bank balances. This risk is managed through the use of variable rate bank accounts.

## Notes to the Consolidated Financial Statements for the Year Ended 30 June 2023

### NOTE 18: FINANCIAL INSTRUMENTS (Continued)

#### Liquidity Risk

Liquidity risk is the risk that the Group will not be able meet its financial obligations as they fall due. This risk is managed by ensuring, to the extent possible, that there is sufficient liquidity to meet liabilities when due, without incurring unacceptable losses or risking damage to the Group's reputation.

The Group's activities are funded from equity.

#### Credit Risk

The maximum exposure to credit risk, excluding the value of any collateral or other security, at balance date to recognised financial assets, is their carrying amount, net of any provisions for impairment of those assets, as disclosed in the statement of financial position and notes to the financial statements.

Credit risk arises from exposures to deposits with financial institutions and sundry receivables.

#### (a) Credit Risk Policies

Credit risk is managed and reviewed regularly by key executives. The key executives monitor credit risk by actively assessing the rating quality and liquidity of counter parties:

- only banks and financial institutions with an 'A' rating are utilised; and
- all other entities are rated for credit worthiness taking into account their size, market position and financial standing.

At 30 June 2023, there was no concentration of credit risk, other than bank balances.

#### Foreign Currency Risk

The Group's operations and operating costs are denominated in USD and as a result the Group has exposure to foreign currency risk. There was no specific exposure to foreign currency risk, other than the impact on future budgets and operating costs, at the end of the reporting period.

#### (b) Financial Instrument Composition and Contractual Maturity Analysis

The following tables detail the consolidated entity's remaining contractual maturity for its financial instrument liabilities. The tables have been drawn up based on the undiscounted cash flows of financial liabilities based on the earliest date on which the financial liabilities are required to be paid. The tables include both interest and principal cash flows disclosed as remaining contractual maturities and therefore these totals may differ from their carrying amount in the statement of financial position.

	2023	2022
	\$	\$
Within 12 months:		
Payables <sup>(1)</sup>	133,551	743,010
	<b>133,551</b>	<b>743,010</b>

#### Notes:

(1) Non-interest bearing. The contractual cash flows do not differ to the carrying amount.

#### (c) Net Fair Values

Fair values of financial assets and financial liabilities are materially in line with carrying values.

#### (d) Sensitivity Analysis

The Company has performed sensitivity analysis relating to its exposure to interest rate risk. At year end, the effect on profit and equity as a result of a 10% change in the interest rate, with all other variables remaining constant, is immaterial.



## Notes to the Consolidated Financial Statements for the Year Ended 30 June 2023

### NOTE 19: SUBSIDIARIES

The consolidated financial statements incorporate the assets, liabilities and results of the following wholly-owned subsidiaries in accordance with the accounting policy described in Note 1:

	Country of incorporation	Ownership interest	
		2023	2022
Felix Gold Treasure Creek Australia Pty Ltd	Australia	100%	100%
Felix Gold Liberty Bell Australia Pty Ltd	Australia	100%	100%
Felix Gold Ester Dome Australia Pty Ltd	Australia	100%	100%
Felix Gold Treasure Creek Australia Pty Ltd	Australia	100%	100%
Felix Gold NE FB Pty Ltd	Australia	100%	100%
Felix Gold Alaska Treasure Creek Inc	USA	100%	100%
Felix Gold Alaska Liberty Bell Inc	USA	100%	100%
Felix Gold Alaska Ester Dome Inc	USA	100%	100%
Felix Gold Alaska NE Fairbanks Inc	USA	100%	100%
Felix Gold Operations Inc	USA	100%	100%

### NOTE 20: SUBSEQUENT EVENTS

On 28 August 2023, the Group announced that it had proceeded with a Share Purchase Plan (SPP) targeting to raise up to \$3.0 million (Offer). The Offer closed on 20 September 2023, raising a total of \$592,000 through the issue of 7,400,000 fully paid ordinary shares at \$0.08 per share.

Other than the matters noted above, there are no material matters or circumstances that have arisen since the end of the year which significantly affected or may significantly affect the operations of the Group, the results of those operations, or the state of affairs of the Group in future financial years.

### NOTE 21: PARENT ENTITY INFORMATION

The following information relates to the parent entity, Felix Gold Limited at 30 June 2023. This information has been prepared using consistent accounting policies as presented in Note 1.

	2023	2022
	\$	\$
Current assets	1,363,874	6,704,809
Total assets	18,676,234	10,366,830
Current liabilities	107,649	720,342
Total liabilities	107,649	720,342
Net assets	18,568,585	9,646,488
Contributed equity	19,616,747	19,549,360
Reserves	1,374,804	1,056,497
Accumulated losses	(2,422,966)	(10,959,369)
Total equity	18,568,585	9,646,488
Loss for the period	(1,432,651)	(2,055,433)
Other comprehensive income for the period	-	-
Total comprehensive loss for the period	(1,432,651)	(2,055,433)

## Directors' Declaration

---

The directors of the Company declare that:

1. The attached financial statements and notes are in accordance with the Corporations Act 2001, the Corporations Regulations 2001, including:
  - a. complying with the Australian Accounting Standards which, as stated in accounting policy note 1 to the financial statements, constitutes explicit and unreserved compliance with International Financial Reporting Standards (IFRS); and
  - b. giving a true and fair view of the consolidated entity's financial position as at 30 June 2023 and of its performance for the financial year ended on that date.
2. The Managing Director and Chief Financial Officer have each declared that:
  - a. the financial records of the Company for the financial year have been properly maintained in accordance with section 286 of the Corporations Act 2001;
  - b. the financial statements and notes for the financial year comply with the Accounting Standards; and
  - c. the financial statements and notes for the financial year give a true and fair view.
3. In the directors' opinion there are reasonable grounds to believe that the Company will be able to pay its debts as and when they become due and payable.

This declaration is made in accordance with a resolution of the board of directors.



**Anthony Reilly**  
Managing Director

Dated 29 September 2023  
Brisbane, Queensland

For personal use only

## INDEPENDENT AUDITOR'S REPORT TO THE MEMBERS OF FELIX GOLD LIMITED

### Report on the Financial Report

#### Opinion

We have audited the accompanying financial report of Felix Gold Limited (the company), which comprises the consolidated statement of financial position as at 30 June 2023, the consolidated statement of profit or loss and other comprehensive income, the consolidated statement of changes in equity and the consolidated statement of cash flows for the year then ended, notes comprising a summary of significant accounting policies and other explanatory information, and the directors' declaration of the company and the consolidated entity comprising the company and the entities it controlled at the year's end or from time to time during the financial year.

In our opinion the financial report of Felix Gold Limited is in accordance with the *Corporations Act 2001*, including:

- a) Giving a true and fair view of the consolidated entity's financial position as at 30 June 2023 and of its performance for the year ended on that date; and
- b) Complying with Australian Accounting Standards and the *Corporations Regulations 2001*.

#### Basis for Opinion

We conducted our audit in accordance with Australian Auditing Standards. Our responsibilities under those standards are further described in the Auditor's Responsibilities for the Audit of the Financial Report section of our report.

We believe that the audit evidence we have obtained is sufficient and appropriate to provide a basis for our opinion.

#### Independence

We are independent of the consolidated entity in accordance with the auditor independence requirements of the *Corporations Act 2001* and the ethical requirements of the Accounting Professional and Ethical Standards Board's APES 110 *Code of Ethics for Professional Accountants (including Independence Standards)* (the Code) that are relevant to our audit of the financial report in Australia. We have also fulfilled our other ethical responsibilities in accordance with the Code.

#### Material Uncertainty Related to Going Concern

We draw attention to Note 1 to the financial statements which describes the events and/or conditions which give rise to the existence of a material uncertainty that may cast significant doubt about the consolidated entity's ability to continue as a going concern and therefore its ability to realise its assets and discharge its liabilities in the normal course of business. Our conclusion is not modified in respect of this matter.

#### Key Audit Matters

Key audit matters are those matters that, in our professional judgement, were of most significance in our audit of the financial report for the current period. These matters were addressed in the context

of our audit of the financial report as a whole, and in forming our opinion thereon, and we do not provide a separate opinion on these matters. In addition to the matter described in the *Material Uncertainty Related to Going Concern* section, we have determined the matters described below to be key audit matters to be communicated in our report. For the matters below, our description of how our audit addressed the matters is provided in that context.

## 1. Carrying value of capitalised exploration expenditure

### Why significant

As at 30 June 2023 the carrying value of exploration and evaluation assets was \$17,400,734 (2022: \$11,351,077), as disclosed in Note 6.

The carrying value of exploration and evaluation assets (E&E) is a key audit matter due to:

- the significance of the activity to the consolidated entity's operations and its financial position (being 92% of total assets); and
- the greater level of audit effort to evaluate the consolidated entity's application of the requirements of the industry-specific accounting standard AASB 6 *Exploration for and Evaluation of Mineral Resources* ("AASB 6"), in particular the conditions allowing capitalisation of relevant expenditure and consideration of impairment indicators.

The consolidated entity's accounting policy in respect of exploration and evaluation expenditure is outlined in Note 1.

### How our audit addressed the key audit matter

Our work included, but was not limited to, the following procedures:

- to assess whether there are indicators of impairment:
  - assessing whether the rights to tenure of the areas of interest remained current at balance date as well as confirming that rights to tenure are expected to be renewed for tenements that will expire in the near future;
  - holding discussions with the directors and management as to the status of ongoing exploration programmes for the areas of interest, as well as assessing if there was evidence that a decision had been made to discontinue activities in any specific areas of interest; and
  - obtaining and assessing evidence of the consolidated entity's future intention for the areas of interest, including reviewing future budgeted expenditure and related work programmes;
- considering whether exploration activities for the areas of interest had reached a stage where a reasonable assessment of economically recoverable reserves existed;
- testing, on a sample basis, exploration and evaluation expenditure incurred during the year for compliance with AASB 6 and the consolidated entity's accounting policy; and
- assessing the appropriateness of the related disclosures in Notes 1 and 6.

## 2. Share-based payments

### Why significant

During the year ended 30 June 2023, the company issued options and performance rights (“securities”) to directors and advisers for services rendered, including as a capital raising cost for the capital raise performed during the year.

The amounts have been accounted for as share-based payments in accordance with AASB 2 *Share-based Payment*.

Management engaged an independent valuation expert to assist in determining the fair value of the equity instruments issued as share-based payments.

This is a key audit matter because:

- management valued the options using the Black Scholes model, where inputs such as volatility and risk-free rate require judgement;
- management valued the performance rights using the Monte Carlo Simulation model, where inputs such as the risk-free rate, volatility and probability of achieving market conditions require judgement; and
- the significance of the share-based payment expense to the consolidated entity’s financial position as at 30 June 2023 and its financial performance for the year then ended.

Refer to Notes 1, 9 and 16 to the financial report for a description of the accounting policy, significant estimates and judgements applied, and other details in relation to the share-based payments.

### Other Information

The Directors are responsible for the other information. The other information comprises the information included in the consolidated entity’s Annual Report, but does not include the financial report and our auditor’s report thereon.

Our opinion on the financial report does not cover the other information and we do not express any form of assurance conclusion thereon.

### How our audit addressed the key audit matter

Our audit procedures included, but were not limited to:

- obtaining an understanding of the key terms and conditions of the securities by inspecting relevant supporting documentation
- considering the objectivity, competence, experience and scope of the engagement of the independent expert appointed by the management;
- assessing the reasonableness of key inputs into the valuation models used by management and its appointed expert.
- testing the accuracy of the amortisation of share-based payments over the relevant vesting periods and the recording of an expense in the statement of profit or loss and an increment to the share-based payment reserve; and
- reviewing the adequacy of the company’s disclosures in respect of the accounting treatment of share-based payments in the financial statements, including the significant judgements involved, and the accounting policy adopted.

In connection with our audit of the financial report, our responsibility is to read the other information and, in doing so, consider whether the other information is materially inconsistent with the financial report or our knowledge obtained in the audit or otherwise appears to be materially misstated. If, based on the work we have performed, we conclude that there is a material misstatement of this other information, we are required to report that fact. We have nothing to report in this regard.

#### Directors' Responsibilities for the Financial Report

The Directors of the company are responsible for the preparation of the financial report that gives a true and fair view in accordance with Australian Accounting Standards and the *Corporations Act 2001* and for such internal control as the Directors determine is necessary to enable the preparation of the financial report that gives a true and fair view and is free from material misstatement, whether due to fraud or error.

In preparing the financial report, the Directors are responsible for assessing the consolidated entity's ability to continue as a going concern, disclosing, as applicable, matters related to going concern and using the going concern basis of accounting unless the Directors either intend to liquidate the consolidated entity or to cease operations, or have no realistic alternative but to do so.

#### Auditor's Responsibilities for the Audit of the Financial Report

Our objectives are to obtain reasonable assurance about whether the financial report as a whole is free from material misstatement, whether due to fraud or error, and to issue an auditor's report that includes our opinion. Reasonable assurance is a high level of assurance, but is not a guarantee that an audit conducted in accordance with Australian Auditing Standards will always detect a material misstatement when it exists. Misstatements can arise from fraud or error and are considered material if, individually or in aggregate, they could reasonably be expected to influence the economic decisions of users taken on the basis of this financial report.

As part of an audit in accordance with Australian Auditing Standards, we exercise professional judgement and maintain professional scepticism throughout the audit. We also:

- Identify and assess the risks of material misstatement of the financial report, whether due to fraud or error, design and perform audit procedures responsive to those risks, and obtain audit evidence that is sufficient and appropriate to provide a basis for our opinion. The risk of not detecting a material misstatement resulting from fraud is higher than for one resulting from error, as fraud may involve collusion, forgery, intentional omissions, misrepresentations, or the override of internal control.
- Obtain an understanding of internal control relevant to the audit in order to design audit procedures that are appropriate in the circumstances, but not for the purpose of expressing an opinion on the effectiveness of the consolidated entity's internal control.
- Evaluate the appropriateness of accounting policies used and the reasonableness of accounting estimates and related disclosures made by the Directors.
- Conclude on the appropriateness of the Directors' use of the going concern basis of accounting and, based on the audit evidence obtained, whether a material uncertainty exists related to events or conditions that may cast significant doubt on the consolidated entity's ability to continue as a going concern. If we conclude that a material uncertainty exists, we are required to draw attention in our auditor's report to the related disclosures in the financial report or, if such disclosures are inadequate, to modify our opinion. Our conclusions are based on the audit evidence obtained up to the date of our auditor's report. However, future events or conditions may cause the consolidated entity to cease to continue as a going concern.

- Evaluate the overall presentation, structure and content of the financial report, including the disclosures, and whether the financial report represents the underlying transactions and events in a manner that achieves fair presentation.
- Obtain sufficient appropriate audit evidence regarding the financial information of the entities or business activities within the consolidated entity to express an opinion on the group financial report. We are responsible for the direction, supervision and performance of the group audit. We remain solely responsible for our audit opinion.

We communicate with the Directors regarding, among other matters, the planned scope and timing of the audit and significant audit findings, including any significant deficiencies in internal control that we identify during our audit.

We also provide the Directors with a statement that we have complied with relevant ethical requirements regarding independence, and to communicate with them all relationships and other matters that may reasonably be thought to bear on our independence, and where applicable, actions taken to eliminate threats or safeguards applied.

From the matters communicated with the Directors, we determine those matters that were of most significance in the audit of the financial report of the current period and are therefore the key audit matters. We describe these matters in our auditor's report unless law or regulation precludes public disclosure about the matter or when, in extremely rare circumstances, we determine that a matter should not be communicated in our report because the adverse consequences of doing so would reasonably be expected to outweigh the public interest benefits of such communication.

#### Report on the Remuneration Report

We have audited the Remuneration Report included in the directors' report for the year ended 30 June 2023. The Directors of the company are responsible for the preparation and presentation of the Remuneration Report in accordance with section 300A of the *Corporations Act 2001*. Our responsibility is to express an opinion on the Remuneration Report, based on our audit conducted in accordance with Australian Auditing Standards.

#### Opinion

In our opinion, the Remuneration Report of Felix Gold Limited for the year ended 30 June 2023 complies with section 300A of the *Corporations Act 2001*.



PKF BRISBANE AUDIT



CAMERON BRADLEY  
PARTNER

BRISBANE  
29 September 2023