



28 September 2023

Market Announcements Office  
ASX Limited

To be released for each of the ASX codes listed below

### ANNUAL FINANCIAL REPORT 2023

Betashares Capital Ltd, the issuer of each of the following Funds, is pleased to provide the Annual Financial Report in respect of the Funds for the period ending 30 June 2023.

ASX Code	Fund
DHHF	Betashares Diversified All Growth ETF
DBBF	Betashares Ethical Diversified Balanced ETF
DGGF	Betashares Ethical Diversified Growth ETF
DZZF	Betashares Ethical Diversified High Growth ETF

Further information about the Funds can be obtained at [www.betashares.com.au](http://www.betashares.com.au) or by contacting Betashares Client Services on 1300 487 577.

-----  
IMPORTANT INFORMATION: This information has been prepared by Betashares Capital Ltd (ACN 139 566 868 AFS Licence 341181) ("Betashares") the issuer of the Funds. It is general information only and does not take into account any person's objectives, financial situation or needs. The information does not constitute an offer of, or an invitation to purchase or subscribe for securities. You should read the relevant PDS, Target Market Determination ("TMD") and ASX announcements and seek professional legal, financial, taxation, and/or other professional advice before making an investment decision regarding any Betashares Funds. For a copy of the PDS and more information about Betashares Funds go to [www.betashares.com.au](http://www.betashares.com.au) or call 1300 487 577.

Units in Betashares Funds trade on the ASX at market prices, not at NAV. An investment in any Betashares Fund is subject to investment risk including possible delays in repayment and loss of income and principal invested. Neither Betashares Capital Ltd nor Betashares Holdings Pty Ltd guarantees the performance of any Fund or the repayment of capital or any particular rate of return. Past performance is not an indication of future performance. Betashares® and Back Your View® are registered trademarks of Betashares Holdings Pty Ltd.

**Booklet 9**

**Betashares Diversified All Growth ETF - ASX Code: DHHF (ARSN 633 063 260)**

**Betashares Ethical Diversified Balanced ETF - ASX Code: DBBF (ARSN 633 062 772)**

**Betashares Ethical Diversified Growth ETF - ASX Code: DGGF (ARSN 633 062 996)**

**Betashares Ethical Diversified High Growth ETF - ASX Code: DZZF (ARSN 624 897 703)**

**Annual Financial Report**

**30 June 2023**

For personal use only

**Booklet 9  
Annual Financial Report  
30 June 2023**

<b>Contents</b>	<b>Page</b>
Directors' report	2
Auditor's independence declaration	6
Statements of comprehensive income	7
Statements of financial position	9
Statements of changes in equity	11
Statements of cash flows	13
Notes to the financial statements	15
Directors' declaration	45
Independent auditor's report to the unitholders	46

## Directors' report

The directors of Betashares Capital Ltd, the Responsible Entity of the following managed investment funds (the "Funds") present their report together with the annual financial report of the Funds for the year ended 30 June 2023 and the auditor's report thereon.

Fund name	Referred to in this document as	Financial reporting year	ARSN
Betashares Diversified All Growth ETF	Diversified All Growth ETF	1 July 2022 to 30 June 2023	633 063 260
Betashares Ethical Diversified Balanced ETF	Ethical Diversified Balanced ETF	1 July 2022 to 30 June 2023	633 062 772
Betashares Ethical Diversified Growth ETF	Ethical Diversified Growth ETF	1 July 2022 to 30 June 2023	633 062 996
Betashares Ethical Diversified High Growth ETF	Ethical Diversified High Growth ETF	1 July 2022 to 30 June 2023	624 897 703

### Responsible Entity

The Responsible Entity of the Funds is Betashares Capital Ltd (ABN 78 139 566 868). The Responsible Entity's registered office and principal place of business is Level 11, 50 Margaret Street, Sydney, NSW 2000.

### Principal activities

The principal activity of each Fund is to invest in accordance with the investment objective and guidelines as set out in the Funds' current Product Disclosure Statement and its Constitution.

The Funds did not have any employees during the year.

There were no significant changes in the nature of the Funds' activities during the financial year.

### Directors

The following persons held office as directors of Betashares Capital Ltd during the year or since the end of the year and up to the date of this report:

Mr Alex Vynokur (appointed 21 September 2009)  
Mr Jason Gellert (appointed 5 March 2021)  
Mr Edward Sippel (appointed 5 March 2021)

## Directors' report (continued)

### Review and results of operations

During the year, the Funds continued to invest in accordance with target asset allocations as set out in their governing documents and in accordance with the provisions of the Funds' Constitutions.

The results of operations of the Funds are disclosed in the statements of comprehensive income. The income distributions payable by each of the Funds are disclosed in the statements of financial position. The income distributions paid and payable by each of the Funds are disclosed in Note 4 to the financial statements.

### Significant changes in state of affairs

There have been continuous challenging economic conditions such as Covid-19 pandemic supply chain constraints, inflation, increasing interest rates, the Russia - Ukraine war, or other events that may impact the Funds' future performance.

In the opinion of the directors, there were no other significant changes in the state of affairs of the Funds that occurred during the financial year.

### Matters subsequent to the end of the financial year

No matter or circumstance has arisen since 30 June 2023 that has significantly affected, or may significantly affect:

- (i) the operations of the Funds in future financial years; or
- (ii) the results of those operations in future financial years; or
- (iii) the state of affairs of the Funds in future financial years.

### Likely developments and expected results of operations

The results of the Funds' operations will be affected by a number of factors, including the performance of investment markets in which the Funds invest. Investment performance is not guaranteed and future returns may differ from past returns. As investment conditions change over time, past returns should not be used to predict future returns.

Further information on likely developments in the operation of the Funds and the expected results of those operations have not been included in this report because the Responsible Entity believes it would be likely to result in unreasonable prejudice to the Funds.

### Indemnification and insurance of officers and auditors

No insurance premiums are paid for out of the assets of the Funds in regard to insurance cover provided to either the officers of Betashares Capital Ltd or the auditor of the Funds. So long as the officers of Betashares Capital Ltd act in accordance with the Funds' Constitutions and the law, the officers remain indemnified out of the assets of the Funds against losses incurred while acting on behalf of the Funds. The auditor of the Funds is in no way indemnified out of the assets of the Funds.

---

**Directors' report (continued)**

**Fees paid to and interests held in the Funds by the Responsible Entity or its associates**

Fees paid to the Responsible Entity and its associates out of the Funds' property during the year are disclosed in Note 10 to the financial statements.

No fees were paid out of the Funds' property to the directors of the Responsible Entity during the year.

The number of interests in the Funds held by the Responsible Entity or its associates as at the end of the financial year are disclosed in Note 10 to the financial statements.

**Interests in the Funds**

The movement in units on issue in the Funds during the year is disclosed in Note 3 to the financial statements.

The value of the Funds' assets and liabilities is disclosed in the statements of financial position and derived using the basis set out in Note 2 to the financial statements.

**Environmental regulation**

The operations of the Funds are not subject to any particular or significant environmental regulations under a Commonwealth, State or Territory law.

**Rounding of amounts to the nearest thousand dollars**

The Funds are entities of the kind referred to in *ASIC Corporations (Rounding in Financial/Directors' Reports) Instrument 2016/191* and in accordance with that instrument, amounts in the condensed interim financial report and directors' report have been rounded off to the nearest thousand dollars, unless otherwise stated.

**Compensation (ASIC Regulatory Guide 94 Unit pricing: Guide to good practice)**


The Responsible Entity may apply a \$20 minimum to compensation amounts in respect of any unit pricing errors for exited investors.

**Directors' report (continued)**

**Auditor's independence declaration**

A copy of the Auditor's independence declaration as required under section 307C of the *Corporations Act 2001* is set out on page 6.

This report is made in accordance with a resolution of the directors.



Alex Vynokur  
Director

Sydney  
22 September 2023



# Lead Auditor's Independence Declaration under Section 307C of the Corporations Act 2001

To the Directors of Betashares Capital Limited, as Responsible Entity for the Schemes:

Betashares Diversified All Growth ETF

Betashares Ethical Diversified Growth ETF


Betashares Ethical Diversified Balanced ETF

Betashares Ethical Diversified High Growth ETF

I declare that, to the best of my knowledge and belief, in relation to the audit of the Schemes for the financial year ended 30 June 2023 there have been:

- i. no contraventions of the auditor independence requirements as set out in the *Corporations Act 2001* in relation to the audit; and
- ii. no contraventions of any applicable code of professional conduct in relation to the audit.

  
KPMG

  
Nicholas Buchanan  
Partner  
Sydney

22 September 2023

Booklet 9  
Statements of comprehensive income  
For the year ended 30 June 2023

Statements of comprehensive income

	Diversified All Growth ETF		Ethical Diversified Balanced ETF	
	30 June 2023 \$'000	30 June 2022 \$'000	30 June 2023 \$'000	30 June 2022 \$'000
<b>Investment income</b>				
Interest income	12	-	1	-
Dividend/distribution income	5,905	4,962	586	315
Net gains/(losses) on financial instruments at fair value through profit or loss	27,810	(20,972)	825	(2,542)
Net foreign exchange gains/(losses)	(82)	23	-	-
Other operating income	15	30	21	17
<b>Total net investment income/(loss)</b>	<b>33,660</b>	<b>(15,957)</b>	<b>1,433</b>	<b>(2,210)</b>
<b>Expenses</b>				
Management fees	298	171	-	-
Transaction costs	8	12	-	-
Interest expenses	1	1	-	-
<b>Total operating expenses</b>	<b>307</b>	<b>184</b>	<b>-</b>	<b>-</b>
<b>Profit/(loss) for the year</b>	<b>33,353</b>	<b>(16,141)</b>	<b>1,433</b>	<b>(2,210)</b>
Other comprehensive income	-	-	-	-
<b>Total comprehensive income/(loss) for the year</b>	<b>33,353</b>	<b>(16,141)</b>	<b>1,433</b>	<b>(2,210)</b>

The above statements of comprehensive income should be read in conjunction with the accompanying Notes.

Booklet 9  
Statements of comprehensive income  
For the year ended 30 June 2023  
(continued)

Statements of comprehensive income	Ethical Diversified Growth ETF		Ethical Diversified High Growth ETF	
	30 June 2023 \$'000	30 June 2022 \$'000	30 June 2023 \$'000	30 June 2022 \$'000
Investment income				
Interest income	2	-	3	-
Dividend/distribution income	1,112	538	2,118	988
Net gains/(losses) on financial instruments at fair value through profit or loss	2,490	(4,073)	6,016	(6,472)
Net foreign exchange gains/(losses)	-	-	-	-
Other operating income	40	25	75	41
<b>Total net investment income/(loss)</b>	<b>3,644</b>	<b>(3,510)</b>	<b>8,212</b>	<b>(5,443)</b>
Expenses				
Transaction costs	-	-	-	1
Other operating expenses	-	-	-	-
<b>Total operating expenses</b>	<b>-</b>	<b>-</b>	<b>-</b>	<b>1</b>
<b>Profit/(loss) for the year</b>	<b>3,644</b>	<b>(3,510)</b>	<b>8,212</b>	<b>(5,444)</b>
Other comprehensive income	-	-	-	-
<b>Total comprehensive income/(loss) for the year</b>	<b>3,644</b>	<b>(3,510)</b>	<b>8,212</b>	<b>(5,444)</b>

The above statements of comprehensive income should be read in conjunction with the accompanying Notes.

Statements of financial position		Diversified All Growth ETF		Ethical Diversified Balanced ETF	
		30 June 2023 \$'000	30 June 2022 \$'000	30 June 2023 \$'000	30 June 2022 \$'000
<b>Assets</b>					
	Cash and cash equivalents	1,702	1,153	33	43
5	Financial assets at fair value through profit or loss	248,530	157,378	19,137	13,701
6	Other receivables	604	1,803	390	271
	<b>Total assets</b>	<b>250,836</b>	<b>160,334</b>	<b>19,560</b>	<b>14,015</b>
<b>Liabilities</b>					
4	Distributions payable	1,912	3,654	308	281
7	Other payables	219	144	7	5
	<b>Total liabilities (excluding net assets attributable to unitholders)</b>	<b>2,131</b>	<b>3,798</b>	<b>315</b>	<b>286</b>
	<b>Net assets attributable to unitholders - equity</b>	<b>248,705</b>	<b>156,536</b>	<b>19,245</b>	<b>13,729</b>

The above statements of financial position should be read in conjunction with the accompanying Notes.

Statements of financial position	Notes	Ethical Diversified Growth ETF		Ethical Diversified High Growth ETF	
		30 June 2023 \$'000	30 June 2022 \$'000	30 June 2023 \$'000	30 June 2022 \$'000
<b>Assets</b>					
Cash and cash equivalents		101	73	134	131
Financial assets at fair value through profit or loss	5	33,152	20,922	58,747	35,091
Other receivables	6	845	470	1,792	886
<b>Total assets</b>		<b>34,098</b>	<b>21,465</b>	<b>60,673</b>	<b>36,108</b>
<b>Liabilities</b>					
Distributions payable	4	748	524	1,840	970
Other payables	7	20	14	49	29
<b>Total liabilities (excluding net assets attributable to unitholders)</b>		<b>768</b>	<b>538</b>	<b>1,889</b>	<b>999</b>
<b>Net assets attributable to unitholders - equity</b>	3	<b>33,330</b>	<b>20,927</b>	<b>58,784</b>	<b>35,109</b>

The above statements of financial position should be read in conjunction with the accompanying Notes.

Booklet 9  
Statements of changes in equity  
For the year ended 30 June 2023

Statements of changes in equity	Notes	Diversified All Growth ETF		Ethical Diversified Balanced ETF	
		30 June 2023	30 June 2022	30 June 2023	30 June 2022
		\$'000	\$'000	\$'000	\$'000
<b>Total equity at the beginning of the year</b>	3	156,536	56,395	13,729	6,410
<b>Comprehensive income for the year</b>					
Profit/(loss) for the year		33,353	(16,141)	1,433	(2,210)
Other comprehensive income		-	-	-	-
<b>Total comprehensive income/(loss) for the year</b>		<b>33,353</b>	<b>(16,141)</b>	<b>1,433</b>	<b>(2,210)</b>
<b>Transactions with unitholders</b>					
Applications	3	58,555	120,131	4,577	10,379
Redemptions	3	-	-	-	(545)
Units issued upon reinvestment of distributions	3	6,078	1,983	32	21
Distributions to unitholders	3,4	(5,817)	(5,832)	(526)	(326)
<b>Total transactions with unitholders</b>		<b>58,816</b>	<b>116,282</b>	<b>4,083</b>	<b>9,529</b>
<b>Total equity at the end of the year</b>	3	<b>248,705</b>	<b>156,536</b>	<b>19,245</b>	<b>13,729</b>

The above statements of changes in equity should be read in conjunction with the accompanying Notes.

Booklet 9  
Statements of changes in equity  
For the year ended 30 June 2023  
(continued)

Statements of changes in equity	Notes	Ethical Diversified Growth ETF		Ethical Diversified High Growth ETF	
		30 June 2023 \$'000	30 June 2022 \$'000	30 June 2023 \$'000	30 June 2022 \$'000
<b>Total equity at the beginning of the year</b>	3	20,927	6,686	35,109	7,928
<b>Comprehensive income for the year</b>					
Profit/(loss) for the year		3,644	(3,510)	8,212	(5,444)
Other comprehensive income		-	-	-	-
<b>Total comprehensive income/(loss) for the year</b>		<b>3,644</b>	<b>(3,510)</b>	<b>8,212</b>	<b>(5,444)</b>
<b>Transactions with unitholders</b>					
Applications	3	9,340	18,677	18,170	33,452
Redemptions	3	-	(554)	(1,288)	-
Units issued upon reinvestment of distributions	3	474	227	821	262
Distributions to unitholders	3,4	(1,055)	(599)	(2,240)	(1,089)
<b>Total transactions with unitholders</b>		<b>8,759</b>	<b>17,751</b>	<b>15,463</b>	<b>32,625</b>
<b>Total equity at the end of the year</b>	3	<b>33,330</b>	<b>20,927</b>	<b>58,784</b>	<b>35,109</b>

The above statements of changes in equity should be read in conjunction with the accompanying Notes.



Booklet 9  
Statements of cash flows  
For the year ended 30 June 2023  
(continued)

Statements of cash flows

	Ethical Diversified Growth ETF		Ethical Diversified High Growth ETF	
	30 June 2023 \$'000	30 June 2022 \$'000	30 June 2023 \$'000	30 June 2022 \$'000
Notes				
<b>Cash flows from operating activities</b>				
Proceeds from sale of financial instruments at fair value through profit or loss	1,476	1,173	2,568	519
Payments for purchase of financial instruments at fair value through profit or loss	(11,217)	(19,481)	(20,209)	(34,180)
Dividends/distributions received	742	322	1,224	442
Interest income received	2	-	3	-
Other operating income received	2	76	12	127
Management fees paid	-	(51)	-	(76)
Management fees rebate received	39	-	73	-
Transaction costs paid	-	-	-	(1)
Other operating expenses paid	-	-	(2)	-
<b>Net cash inflow/(outflow) from operating activities</b>	<b>(8,956)</b>	<b>(17,961)</b>	<b>(16,331)</b>	<b>(33,169)</b>
8				
<b>Cash flows from financing activities</b>				
Proceeds from applications by unitholders	9,340	18,677	18,170	33,452
Payments for redemptions by unitholders	-	(554)	(1,288)	-
Distributions paid	(356)	(106)	(548)	(180)
<b>Net cash inflow/(outflow) from financing activities</b>	<b>8,984</b>	<b>18,017</b>	<b>16,334</b>	<b>33,272</b>
<b>Net increase/(decrease) in cash and cash equivalents</b>	<b>28</b>	<b>56</b>	<b>3</b>	<b>103</b>
Cash and cash equivalents at the beginning of the financial year	73	17	131	28
<b>Cash and cash equivalents at the end of the financial year</b>	<b>101</b>	<b>73</b>	<b>134</b>	<b>131</b>
<b>Non-cash financing activities</b>				
Units issued upon reinvestment of distributions	474	227	821	262

The above statements of cash flows should be read in conjunction with the accompanying Notes.

Contents of the Notes to the financial statements

	Page
1 General information	16
2 Summary of significant accounting policies	16
3 Net assets attributable to unitholders	23
4 Distributions to unitholders	24
5 Financial assets at fair value through profit or loss	25
6 Other receivables	26
7 Other payables	26
8 Reconciliation of profit/(loss) to net cash inflow/(outflow) from operating activities	27
9 Financial risk management	28
10 Fair value measurements	34
11 Auditor's remuneration	37
12 Related party transactions	38
13 Events occurring after the reporting period	44
14 Contingent assets and liabilities and commitments	44

For personal use only

## 1 General information

These financial statements cover the following managed investment funds (the "Funds"). The Funds are registered managed investment schemes under the *Corporations Act 2001*. The Responsible Entity cannot issue or redeem any units from the 80th anniversary of the day before the day the Funds commenced if that issue or redemption would cause a contravention of the rule against perpetuities or any other rule of law or equity. The Funds may be terminated in accordance with the provisions of their Constitutions. The Funds are domiciled in Australia.

Abbreviated Fund name	Registered date	Commenced date	Financial reporting year
Diversified All Growth ETF	26 April 2019	3 December 2019	1 July 2022 to 30 June 2023
Ethical Diversified Balanced ETF	26 April 2019	9 December 2019	1 July 2022 to 30 June 2023
Ethical Diversified Growth ETF	26 April 2019	5 December 2019	1 July 2022 to 30 June 2023
Ethical Diversified High Growth ETF	21 March 2018	10 December 2019	1 July 2022 to 30 June 2023

The Responsible Entity of the Funds is Betashares Capital Ltd (the "Responsible Entity"). The Responsible Entity's registered office is Level 11, 50 Margaret Street, Sydney, NSW 2000.

The financial statements were authorised for issue by the directors of the Responsible Entity on 22 September 2023. The directors of The Responsible Entity have the power to amend and reissue the financial statements.

## 2 Summary of significant accounting policies

The principal accounting policies applied in the preparation of these financial statements are set out below. These policies have been consistently applied to all years presented unless otherwise stated.

### (a) Basis of preparation

These general purpose financial statements have been prepared in accordance with Australian Accounting Standards and Interpretations issued by the Australian Accounting Standards Board ("AASB") and the *Corporations Act 2001* in Australia.

The Funds operated solely in one segment which is the business of investment management within Australia.

The financial statements are prepared on the basis of fair value measurement of assets and liabilities except where otherwise stated.

The statements of financial position are presented on a liquidity basis. Assets and liabilities are presented in decreasing order of liquidity and are not distinguished between current and non-current. All balances are expected to be recovered or settled within twelve months, except for investments in financial assets and liabilities at fair value through profit or loss and net assets attributable to unitholders.

The financial statements are presented in Australian dollars, which is the Funds' functional currency.

## 2 Summary of significant accounting policies (continued)

### (a) Basis of preparation (continued)

#### *Compliance with International Financial Reporting Standards*

The financial statements of the Funds also comply with International Financial Reporting Standards ("IFRS") as issued by the International Accounting Standards Board.

#### *Use of estimates and judgement*

Management make estimates and assumptions that affect the reported amounts in the financial statements. These estimates and assumptions are continually evaluated and based on historical experience and other factors, including expectations of future events that are believed to be reasonable under the circumstances. Actual results may differ from these estimates.

For the majority of the Funds' financial instruments, quoted market prices are readily available. However, certain financial instruments are fair valued using valuation techniques. Where valuation techniques (for example, pricing models) are used to determine fair values, they are validated and regularly reviewed by experienced personnel of the Responsible Entity, independent of the area that created them.

Models use observable data, to the extent practicable. However, areas such as credit risk (both own and counterparty), volatilities and correlations require management to make estimates. Changes in assumptions about these factors could affect the reported fair value of financial instruments.

For certain other financial instruments, including amounts due from/to brokers and payables, the carrying amounts approximate fair value due to the short-term nature of these financial instruments.

#### *Investment entity exception*

The Funds meet the definition of an investment entity and therefore apply the investment entity amendments to AASB 10 *Consolidated Financial Statements* ("AASB 10"), AASB 12 *Disclosure of Interests in Other Entities* and AASB 127 *Separate Financial Statements*. AASB 10 is applicable to all investees; among other things, it requires the consolidation of an investee if the Funds control the investee on the basis of de facto circumstances. An exception however exists where an entity meets the definition of an investment entity.

The Funds meet the definition of investment entity due to the following factors:

- (a) the Funds obtain funds from one or more unitholders for the purpose of providing the unitholders with investment management services;
- (b) the Funds commit to their unitholders that their business purpose is to invest funds solely for returns from capital appreciation, investment income, or both; and
- (c) the Funds measure and evaluate the performance of substantially all of their investments on a fair value basis.

In making the above assessments, the Funds have multiple investments and multiple investors. Their investors are generally unrelated parties of the Funds. Unitholders invest for returns from capital appreciation, investment income, or both. Directors of the Responsible Entity have concluded that the Funds meet the definition of investment entity.

## 2 Summary of significant accounting policies (continued)

### (a) Basis of preparation (continued)

#### *Assessment of the Funds' investments as structured entities*

The Funds have assessed whether the securities in which they invest are structured entities. The Funds have considered the voting rights and other similar rights afforded to investors in any managed investment funds in which they invest, including the rights to remove the fund manager or redeem holdings. The Funds have assessed whether these rights are the dominant factor in controlling the relevant funds, or whether the contractual agreement with the fund manager is the dominant factor in controlling such funds. The Funds have concluded that any managed investment funds in which they invest are not structured entities.

### (b) Australian accounting standards and interpretations

There are no new accounting standards, interpretations or amendments to existing standards that are effective for the period beginning 1 July 2022 that had a material impact on the Funds.

### (c) Financial instruments

#### *(i) Classification*

The Funds classify their investments based on its business model for managing those financial assets and their contractual cash flow characteristics. The Funds' portfolios of financial assets are managed and their performance is evaluated on a fair value basis in accordance with the Funds' documented investment strategy. The Funds evaluate the information about their investments on a fair value basis together with other related financial information.

Listed securities and listed unit trusts are measured at fair value through profit or loss.

For debt securities, the contractual cash flows are solely payments of principal and interest, however, they are neither held for collecting contractual cash flows nor held for collecting contractual cash flows and for sale. The collection of contractual cash flows is only incidental to achieving the Funds' business model objective. Consequently, the debt securities are measured at fair value through profit or loss.

#### *(ii) Recognition/derecognition*

The Funds recognise financial assets and financial liabilities on the date they become party to the contractual agreement (trade date) and recognise changes in fair value of the financial assets or financial liabilities from this date.

Investments are derecognised when the right to receive cash flows from the investments have expired or the Funds have transferred substantially all risks and rewards of ownership.

## 2 Summary of significant accounting policies (continued)

### (c) Financial instruments (continued)

#### (iii) Measurement

At initial recognition, the Funds measure a financial asset or liability at its fair value. Transaction costs are expensed in the statements of comprehensive income as incurred.

Subsequent to initial recognition, all financial assets and financial liabilities are measured at fair value. Gains and losses arising from changes in the fair value measurement are presented in the statements of comprehensive income within net gains/(losses) on financial instruments at fair value through profit or loss during the financial year.

Fair value is the price that would be received to sell an asset or paid to transfer a liability in an orderly transaction between market participants at the measurement date.

For further details on how the fair value of the financial instruments is determined are disclosed in Note 10.

#### (iv) Offsetting financial instruments

Financial assets and liabilities are offset and the net amount reported in the statements of financial position when there is a legally enforceable right to offset the recognised amounts and there is an intention to settle on a net basis, or realise the asset and settle the liability simultaneously.

### (d) Net assets attributable to unitholders

The Funds consider their net assets attributable to unitholders as equity as each Fund had made an irrevocable choice to be an Attribution Managed Investment Trust ("AMIT"). Units are normally redeemable only by unitholders being Authorised Participants at the unitholders' option (other unitholders only have a right to redeem units in special circumstances). The units can be put back to the Funds at any time (subject to the *Corporations Act 2001* and the Funds' Constitutions) for cash based on the redemption price. The fair value of redeemable units is measured at the redemption amount that is payable (based on the redemption unit price) at the end of the reporting year if unitholders exercised their right to redeem units in the Funds.

Income not distributed is included in net assets attributable to unitholders. Where the Funds' units are classified as liabilities, movements in net assets attributable to unitholders are recognised in the statement of comprehensive income as finance costs. The net assets attributable to unitholders of the Funds met the criteria set out under AASB 132 and are classified as equity since inception.

### (e) Cash and cash equivalents

For the purpose of presentation in the statements of cash flows, cash and cash equivalents includes cash on hand, deposits held at call with financial institutions, other short term, highly liquid investments with original maturities of three months or less from the date of acquisition that are readily convertible to known amounts of cash and which are subject to an insignificant risk of changes in value, and bank overdrafts. The carrying amount of cash approximates fair value.

Payments and receipts relating to the purchase and sale of investment securities are classified as cash flows from operating activities, as movements in the fair value of these securities represent the Fund's main income generating activity.

## 2 Summary of significant accounting policies (continued)

### (f) Investment income

Interest income earned on cash balances is recognised on an accrual basis in the statements of comprehensive income using the nominated interest rates available on the bank accounts held.

Interest income earned from financial assets at amortised cost is recognised using the effective interest method and includes interest from cash and cash equivalents. Interest from financial assets at fair value through profit or loss is determined based on the contractual coupon interest rate and includes interest from debt securities. Other changes in fair value for such instruments are recorded in accordance with the accounting policies described in Note 2(c).

Dividend and distribution income from financial assets at fair value through profit or loss is recognised in the statement of comprehensive income within dividend income and distribution income when the Funds' right to receive payments is established.

Trust distributions are recognised on an entitlements basis and stated net of foreign withholding tax.

### (g) Expenses

All expenses are recognised in the statements of comprehensive income on an accruals basis.

### (h) Income tax

The Funds are not subject to income tax as all taxable income and other relevant amounts are attributed to unitholders in each financial year under the AMIT tax regime. Such amounts form part of unitholders' assessable incomes for the relevant financial year. The benefits of imputation credits and foreign tax paid are passed onto unitholders.

The benefits of imputation credits and foreign tax paid are passed on to unitholders.

### (i) Distributions

Distributions are payable, either by cash or reinvestment, as set out in the Funds' product disclosure statements and/or Funds' Constitutions.

The distributions are recognised in the statements of changes in equity as transactions with unitholders.

### (j) Foreign currency translation

#### (i) Functional and presentation currency

Items included in the Funds' financial statements are measured using the currency of the primary economic environment in which they operate (the "functional currency"). This is the Australian dollar, which reflects the currency of the economy in which the Funds compete for funds and are regulated. The Australian dollar is also the Funds' presentation currency.

## 2 Summary of significant accounting policies (continued)

### (j) Foreign currency translation (continued)

#### (ii) Transactions and balances

Foreign currency transactions are translated into the functional currency using the exchange rates prevailing at the dates of the transactions. Foreign exchange gains and losses resulting from the settlement of such transactions and from the translations at year end exchange rates of monetary assets and liabilities denominated in foreign currencies are recognised in the statements of comprehensive income.

Non-monetary items that are measured at fair value in a foreign currency are translated using the exchange rates at the date when fair value was determined. Translation differences on assets and liabilities carried at fair value are reported in the statements of comprehensive income on a net basis within net gains/(losses) on financial instruments at fair value through profit or loss.

### (k) Due from/to brokers

Amounts due from/to brokers (if applicable) represent receivables for securities sold and payables for securities purchased that have been contracted for but not yet delivered by the end of the period. Trades are recorded on trade date, and for equities normally settled within three business days. These amounts are recognised initially at fair value and subsequently measured at amortised cost. At each reporting date, the Fund shall measure the loss allowance on amounts due from broker at an amount equal to the lifetime expected credit losses if the credit risk has increased significantly since initial recognition. If, at the reporting date, the credit risk has not increased significantly since initial recognition, the Fund shall measure the loss allowance at an amount equal to 12-month expected credit losses. Significant financial difficulties of the broker, probability that the broker will enter bankruptcy or financial reorganisation, and default in payments are all considered indicators that a loss allowance may be required. If the credit risk increases to the point that it is considered to be credit impaired, interest income will be calculated based on the gross carrying amount adjusted for the loss allowance.

### (l) Other receivables

Other receivables may include amounts for dividends, interest and trust distributions. Dividends and trust distributions are accrued when the right to receive payment is established. Interest is accrued at the end of each reporting period from the time of last payment in accordance with the policy set out in Note 2(f) above. The Funds' other receivables are measured at amortised cost under AASB 9 *Financial Instrument* and the impact of any expected credit losses (ECL) is not material as amounts are generally received within 30 days of being recorded as receivables. The carrying amount of other receivables approximates fair value.

### (m) Other payables

Other payables include liabilities and accrued expenses owing by the Funds which are unpaid as at the end of the reporting period.

The distribution amount payable to unitholders as at the end of each reporting period is recognised separately in the statements of financial position when unitholders are presently entitled to the distributable income.

---

## 2 Summary of significant accounting policies (continued)

### (n) Applications and redemptions

Applications received for units in the Funds are recorded net of any entry fees payable (if applicable) prior to the issue of units in the Funds. Redemptions from the Funds are recorded gross of any exit fees payable (if applicable) after the cancellation of units redeemed.

### (o) Goods and Services Tax (GST)

The GST incurred on the costs of various services provided to the Funds by third parties such as custodial services and investment management fees have been passed onto the Funds. The Funds qualify for Reduced Input Tax Credits (RITC) at a rate of 55% to 85%; hence investment management fees, custodial fees and other expenses have been recognised in the statements of comprehensive income net of the amount of GST recoverable from the Australian Taxation Office (ATO). Accounts payable are inclusive of GST. The net amount of GST recoverable from the ATO as a reduced input tax credit (RITC) is included in the payables in the statement of financial position. This change does not have a material impact on prior years and no restatement was made to the comparative year.

### (p) Rounding of amounts

The Funds are entities of the kind referred to in *ASIC Corporations (Rounding in Financial/Directors' Reports) Instrument 2016/191*, relating to the "rounding off" of amounts in the financial statements. Amounts in the financial statements have been rounded off to the nearest thousand dollars, unless otherwise stated.

### 3 Net assets attributable to unitholders

Units are redeemable at the unitholders' option, however, applications and redemptions may be suspended by the Responsible Entity if it is in the best interests of the unitholders. The units can be put back to the Funds at any time for cash based on the redemption price, which is equal to a proportionate share of the Funds' net assets value attributable to the unitholders.

Under AASB 132 *Financial Instruments: Presentation*, puttable financial instruments meet the definition of a financial liability to be classified as equity where certain strict criteria are met. The Funds shall classify a financial instrument as an equity instrument from the date when the instrument has all the features and meets the conditions.

Movements in the number of units and net assets attributable to unitholders during the year were as follows:

	Diversified All Growth ETF				Ethical Diversified Balanced ETF			
	30 June 2023 Units '000	30 June 2022 Units '000	30 June 2023 \$'000	30 June 2022 \$'000	30 June 2023 Units '000	30 June 2022 Units '000	30 June 2023 \$'000	30 June 2022 \$'000
<b>Net assets attributable to unitholders</b>								
Opening balance	6,122	1,955	156,536	56,395	626	250	13,729	6,410
Applications	2,150	4,100	58,555	120,131	200	400	4,577	10,379
Redemptions	-	-	-	-	-	(25)	-	(545)
Units issued upon reinvestment of distributions	233	67	6,078	1,983	1	1	32	21
Distributions to unitholders	-	-	(5,817)	(5,832)	-	-	(526)	(326)
Profit/(loss) for the year	-	-	33,353	(16,141)	-	-	1,433	(2,210)
<b>Closing balance</b>	<b>8,505</b>	<b>6,122</b>	<b>248,705</b>	<b>156,536</b>	<b>827</b>	<b>626</b>	<b>19,245</b>	<b>13,729</b>
	Ethical Diversified Growth ETF				Ethical Diversified High Growth ETF			
	30 June 2023 Units '000	30 June 2022 Units '000	30 June 2023 \$'000	30 June 2022 \$'000	30 June 2023 Units '000	30 June 2022 Units '000	30 June 2023 \$'000	30 June 2022 \$'000
<b>Net assets attributable to unitholders</b>								
Opening balance	940	256	20,927	6,686	1,560	300	35,109	7,928
Applications	400	700	9,340	18,677	750	1,250	18,170	33,452
Redemptions	-	(25)	-	(554)	(50)	-	(1,288)	-
Units issued upon reinvestment of distributions	21	9	474	227	36	10	821	262
Distributions to unitholders	-	-	(1,055)	(599)	-	-	(2,240)	(1,089)
Profit/(loss) for the year	-	-	3,644	(3,510)	-	-	8,212	(5,444)
<b>Closing balance</b>	<b>1,361</b>	<b>940</b>	<b>33,330</b>	<b>20,927</b>	<b>2,296</b>	<b>1,560</b>	<b>58,784</b>	<b>35,109</b>

### 3 Net assets attributable to unitholders (continued)

#### Capital risk management

The Funds consider their net assets attributable to unitholders as equity. The amount of net assets attributable to unitholders can change significantly on a daily basis as the Funds are subject to daily applications and redemptions at the discretion of eligible unitholders.

Under the terms of the Funds' Constitutions, the Responsible Entity has the discretion to reject an application for units and to defer or adjust a redemption of units if the exercise of such discretion is in the best interests of unitholders.

#### 4 Distributions to unitholders

Distributions are payable as set out in the Funds' Product Disclosure Statement and/or Funds' Constitution. Such distributions are recognised as payable when they are determined by the Responsible Entity.

The distributions for the year were as follows:

	Diversified All Growth ETF				Ethical Diversified Balanced ETF			
	30 June 2023 \$'000	30 June 2023 CPU	30 June 2022 \$'000	30 June 2022 CPU	30 June 2023 \$'000	30 June 2023 CPU	30 June 2022 \$'000	30 June 2022 CPU
Distributions paid - September	1,301	17.97	404	12.38	-	-	-	-
Distributions paid - December	1,608	20.80	1,075	24.31	157	21.63	45	8.90
Distributions paid - March	996	12.48	699	12.94	61	8.29	-	-
Distributions payable - June	1,912	22.49	3,654	59.20	308	37.23	281	44.95
<b>Total distributions</b>	<b>5,817</b>	<b>73.74</b>	<b>5,832</b>	<b>108.83</b>	<b>526</b>	<b>67.15</b>	<b>326</b>	<b>53.85</b>

#### 4 Distributions to unitholders (continued)

	Ethical Diversified Growth ETF <sup>1</sup>				Ethical Diversified High Growth ETF <sup>2</sup>			
	30 June 2023 \$'000	30 June 2023 CPU	30 June 2022 \$'000	30 June 2022 CPU	30 June 2023 \$'000	30 June 2023 CPU	30 June 2022 \$'000	30 June 2022 CPU
	Distributions paid - December	182	15.09	75	10.54	344	16.87	119
Distributions paid - March	125	9.20	-	-	56	2.61	-	-
Distributions payable - June	748	54.97	524	55.75	1,840	80.14	970	62.16
<b>Total distributions</b>	<b>1,055</b>	<b>79.26</b>	<b>599</b>	<b>66.29</b>	<b>2,240</b>	<b>99.62</b>	<b>1,089</b>	<b>74.01</b>

The distribution information shown above refers to cash distributions paid by the relevant Fund for the period. Under the AMIT tax rules, a Fund may distribute cash that is different to the taxable income attributed by the Fund to unitholders.

During the year, some distributions were satisfied by the issue of units (reinvestment). See Note 3.

#### 5 Financial assets at fair value through profit or loss

The Fund measures and recognises the following assets and liabilities at fair value on a recurring basis:

	Diversified All Growth ETF		Ethical Diversified Balanced ETF		Ethical Diversified Growth ETF		Ethical Diversified High Growth ETF	
	30 June 2023 \$'000	30 June 2022 \$'000	30 June 2023 \$'000	30 June 2022 \$'000	30 June 2023 \$'000	30 June 2022 \$'000	30 June 2023 \$'000	30 June 2022 \$'000
<b>Financial assets at fair value through profit or loss</b>								
Listed securities	248,530	157,378	19,137	13,701	33,152	20,922	58,747	35,091
<b>Total financial assets at fair value through profit or loss</b>	<b>248,530</b>	<b>157,378</b>	<b>19,137</b>	<b>13,701</b>	<b>33,152</b>	<b>20,922</b>	<b>58,747</b>	<b>35,091</b>

An overview of the fair value measurements relating to financial instruments at fair value through profit or loss is included in Note 10 to the financial statements.

**6 Other receivables**

	Diversified All Growth ETF		Ethical Diversified Balanced ETF		Ethical Diversified Growth ETF		Ethical Diversified High Growth ETF	
	30 June 2023	30 June 2022	30 June 2023	30 June 2022	30 June 2023	30 June 2022	30 June 2023	30 June 2022
	\$'000	\$'000	\$'000	\$'000	\$ <sup>2</sup>	\$ <sup>2</sup>	\$'000	\$'000
Accrued interest income	2	-	-	-	-	-	-	-
Dividends/Distributions receivable	586	1,799	380	264	828	458	1,762	867
GST receivable	8	4	2	1	2	10	26	3
Management fee receivable	8	-	8	6	15	2	4	16
<b>Total other receivables</b>	<b>604</b>	<b>1,803</b>	<b>390</b>	<b>271</b>	<b>845</b>	<b>470</b>	<b>1,792</b>	<b>886</b>

**7 Other payables**

	Diversified All Growth ETF		Ethical Diversified Balanced ETF		Ethical Diversified Growth ETF		Ethical Diversified High Growth ETF	
	30 June 2023	30 June 2022	30 June 2023	30 June 2022	30 June 2023	30 June 2022	30 June 2023	30 June 2022
	\$'000	\$'000	\$'000	\$'000	\$ <sup>2</sup>	\$ <sup>2</sup>	\$'000	\$'000
Management fees payable	38	17	6	4	11	7	19	11
Other payables	181	127	1	1	9	7	30	18
<b>Total other payables</b>	<b>219</b>	<b>144</b>	<b>7</b>	<b>5</b>	<b>20</b>	<b>14</b>	<b>49</b>	<b>29</b>

**8 Reconciliation of profit/(loss) to net cash inflow/(outflow) from operating activities**

	Diversified All Growth ETF		Ethical Diversified Balanced ETF	
	30 June 2023 \$'000	30 June 2022 \$'000	30 June 2023 \$'000	30 June 2022 \$'000
<b>Reconciliation of profit/(loss) to net cash inflow/(outflow) from operating activities</b>				
Profit/(loss)	33,354	(16,141)	1,433	(2,210)
Proceeds from sale of financial instruments at fair value through profit or loss	3,153	5,521	1,016	1,071
Payments for the purchase of financial instruments at fair value through profit or loss	(66,582)	(127,462)	(5,628)	(10,900)
Net (gains)/losses on financial instruments at fair value through profit or loss	(27,810)	20,972	(825)	2,542
Net change in dividends/distributions receivable	1,212	(1,706)	(116)	(61)
Net change in receivables and other assets	(14)	(2)	(3)	(4)
Net foreign exchange (gains)/losses	82	(23)	-	-
Net change in payables and other liabilities	75	115	3	3
<b>Net cash inflow/(outflow) from operating activities</b>	<b>(56,530)</b>	<b>(118,726)</b>	<b>(4,120)</b>	<b>(9,559)</b>
	Ethical Diversified Growth ETF		Ethical Diversified High Growth ETF	
	30 June 2023 \$'000	30 June 2022 \$'000	30 June 2023 \$'000	30 June 2022 \$'000
<b>Reconciliation of profit/(loss) to net cash inflow/(outflow) from operating activities</b>				
Profit/(loss)	3,644	(3,510)	8,212	(5,444)
Proceeds from sale of financial instruments at fair value through profit or loss	1,476	1,173	2,568	519
Payments for the purchase of financial instruments at fair value through profit or loss	(11,217)	(19,481)	(20,209)	(34,180)
Net (gains)/losses on financial instruments at fair value through profit or loss	(2,490)	4,073	(6,016)	6,472
Net change in dividends/distributions receivable	(370)	(216)	(894)	(546)
Net change in receivables and other assets	(5)	(9)	(12)	(14)
Net change in payables and other liabilities	6	9	20	24
<b>Net cash inflow/(outflow) from operating activities</b>	<b>(8,956)</b>	<b>(17,961)</b>	<b>(16,331)</b>	<b>(33,169)</b>

## 9 Financial risk management

The Funds are exchange traded managed funds that primarily invest in a portfolio of securities listed on global financial markets as well as derivative instruments and cash and cash equivalents.

The Funds' activities expose them to a variety of financial risks which may include: market risk (including price risk, foreign exchange risk and interest rate risk), counterparty/credit risk and liquidity risk. The Funds use different methods to measure different types of risk to which they are exposed. Methods include sensitivity analysis in the case of price risk.

The Funds' overall risk management programs focus on ensuring compliance with the Funds' Product Disclosure Statements (PDSs) and seek to maximise the returns derived for the level of risk to which the Funds are exposed. Financial risk management is carried out by an investment manager under policies approved by the Board of Directors of the Responsible Entity (the Board).

The Board of Directors of the Responsible Entity has overall responsibility for the establishment and oversight of the Funds' risk management framework. The Funds' overall risk management programs focus on ensuring compliance with the Funds' PDSs and investment guidelines.

Compliance with the Funds' PDSs, Constitutions and investment guidelines are reported to the Board on a regular basis.

### (a) Market risk

Market risk is the risk that changes in market prices, such as foreign exchange rates, interest rates and equity market prices will affect the Funds' income or the carrying value of financial instruments. The objective of market risk management is to manage and control market risk exposures within acceptable parameters, while optimising the return on risk.

Included in the following analysis are tables that summarise the sensitivity of the operating profit and net assets attributable to unitholders to changes in market prices (e.g. equity price, foreign exchange rates and interest rates). The analysis is based on reasonably possible movements in the specified risk variable with other variables held constant. Actual movements in the risk variables in any period may be greater or less than indicated. The market price risk information is intended to be a relative estimate of risk rather than a precise and accurate number. It represents a hypothetical outcome and is not intended to be predictive. The analysis is based on historical data and cannot take account of the fact that future market price movements (e.g. in times of market stress) may bear no relation to historical patterns.

#### (i) Price risk

The Funds are exposed to equity securities price risk. This arises from investments held by the Funds for which prices in the future are uncertain. Equity securities are classified on the statements of financial position as at fair value through profit or loss. All securities investments present a risk of loss of capital.

The Funds' overall market positions are reported to the Board on a regular basis.

## 9 Financial risk management (continued)

### (a) Market risk (continued)

#### (i) Price risk (continued)

##### Sensitivity analysis

A 10% movement at the report date of the market prices attributable to financial assets or financial liabilities by the relevant Funds would have the following impact on the Funds' profit/(loss) and net assets attributable to unitholders. The calculations include the impact of any derivatives that may be held by a Fund. It is assumed that the relevant change occurs at the balance date.

	Diversified All Growth ETF		Ethical Diversified Balanced ETF	
	30 June 2023 \$'000	30 June 2022 \$'000	30 June 2023 \$'000	30 June 2022 \$'000
+10% Price movement - impact on the Funds' profit/(loss) and net assets attributable to unitholders	24,853	15,738	1,914	1,370
-10% Price movement - impact on the Funds' profit/(loss) and net assets attributable to unitholders	(24,853)	(15,738)	(1,914)	(1,370)
	Ethical Diversified Growth ETF		Ethical Diversified High Growth ETF	
	30 June 2023 \$'000	30 June 2022 \$'000	30 June 2023 \$'000	30 June 2022 \$'000
+10% Price movement - impact on the Funds' profit/(loss) and net assets attributable to unitholders	3,315	2,092	5,875	3,509
-10% Price movement - impact on the Funds' profit/(loss) and net assets attributable to unitholders	(3,315)	(2,092)	(5,875)	(3,509)

## 9 Financial risk management (continued)

### (a) Market risk (continued)

#### (ii) Interest rate risk

Interest rate risk is the risk that the fair value of future cash flows of a financial instrument will fluctuate because of changes in market interest rates. Interest rate risk is not considered to be significant to the Funds other than their cash holdings.

The Funds are exposed to interest rate risk on their cash holdings. Interest income from cash holdings is earned at variable interest rates. Investments in cash holdings are at call.

#### (iii) Foreign exchange risk

The Funds may hold both monetary and non-monetary assets denominated in currencies other than the Australian dollar. The foreign exchange risk relating to non-monetary assets and liabilities is a component of price risk not foreign exchange risk. Foreign exchange risk arises as the value of monetary assets denominated in other currencies fluctuates due to changes in exchange rates. The risk is measured using sensitivity analysis.

The table below summarises Betashares Diversified All Growth ETF assets and liabilities, monetary and non-monetary, that are denominated in a currency other than the Australian dollar (calculated after the effect of associated foreign currency derivatives). The disclosures below represent the significant currency exposures of Funds at each respective reporting date. Betashares Ethical Diversified Balanced ETF, Betashares Ethical Diversified Growth ETF and Betashares Ethical Diversified High Growth ETF are not significantly exposed to foreign currency risk.

	Diversified All Growth ETF			
	30 June 2023	30 June 2023	30 June 2022	30 June 2022
Currency	\$'000	\$'000	Currency	\$'000
Net foreign currency exposure	USD 161,801	161,801	USD	101,636

**9 Financial risk management (continued)**

**(a) Market risk (continued)**

*(iii) Foreign exchange risk (continued)*

*Sensitivity analysis - Foreign exchange risk*

The following tables summarise the sensitivities of Betashares Diversified All Growth ETF's monetary assets and liabilities to foreign exchange risk.

Impact on profit/(loss) from operating activities and net assets attributable to unitholders

10% AUD appreciation against foreign currency (2022: 10%)

10% AUD depreciation against foreign currency would have an equal, but opposite effect to the amounts shown in the table above.

Diversified All Growth ETF	
30 June 2023 \$'000	30 June 2022 \$'000
(16,055)	(96)

## 9 Financial risk management (continued)

### (b) Credit risk

Credit risk is the risk that a counterparty to a financial instrument will fail to discharge an obligation or commitment that it has entered into with the Funds.

The main concentration of credit risk to which the Funds are exposed arise from the Funds' investment in cash and cash equivalents, and investment in debt securities.

#### (i) Cash and cash equivalents

The exposure to credit risk for cash and cash equivalents is considered low as the Funds only invest their assets into bank deposit accounts held with banks that are regulated in Australia by the Australian Prudential Regulatory Authority as authorised deposit taking institutions, and all counterparties have a credit rating of at least A.

In accordance with the Funds' policy, the Responsible Entity monitors the Funds' credit position on a regular basis.

#### (ii) Settlement of securities transactions

All transactions in listed securities are settled/paid for upon delivery using approved brokers. The risk of default is considered low, as delivery of securities sold is only made once the broker has received payment. Payment is made once the securities have been received by the broker. The trade will fail if either party fails to meet its obligations.

#### (iii) Other

The custody of the Funds' assets are mainly concentrated with one counterparty, namely Citigroup Pty Ltd. Citigroup Pty Ltd is a subsidiary of a company listed on a major securities exchange, and at 30 June 2023 had a credit rating of A by Standard & Poor's (S&P) (30 June 2022 A by S&P). At 30 June 2023, substantially all cash and cash equivalents, balances due from brokers and investments are held in custody by Citigroup Pty Ltd.

### (c) Liquidity risk

Liquidity risk is the risk that the Funds will encounter difficulty in meeting obligations associated with financial liabilities.

The Funds are exposed to daily cash redemptions of redeemable units. The Funds' investments in cash and cash equivalents are considered to be readily realisable and the Funds maintain adequate liquidity to pay withdrawals and distributions when required.

Certain Funds may invest in derivative contracts traded over the counter, which are not traded in an organised market and may be illiquid. As a result, the Funds may not be able to quickly liquidate their investments in these instruments at an amount close to their fair value to meet their liquidity requirements or to respond to specific events such as deterioration in the creditworthiness of any particular issuer or counterparty.

## 9 Financial risk management (continued)

### (c) Liquidity risk (continued)

The following tables analyse the Funds' non-derivative and derivative financial liabilities into relevant maturity groupings based on the remaining period at the end of the reporting period to the contractual maturity date. The amounts in the tables are the contractual undiscounted cash flows.

	Diversified All Growth ETF							
	On demand	Less than 6 months	Greater than 6 months	Total	On demand	Less than 6 months	Greater than 6 months	Total
	30 June 2023	30 June 2023	30 June 2023	30 June 2023	30 June 2022	30 June 2022	30 June 2022	30 June 2022
	\$'000	\$'000	\$'000	\$'000	\$'000	\$'000	\$'000	\$'000
Distributions payable	-	1,912	-	1,912	-	3,654	-	3,654
Other payables	-	219	-	219	-	144	-	144
<b>Contractual cash flows (excluding net settled derivatives)</b>	-	<b>2,131</b>	-	<b>2,131</b>	-	<b>3,798</b>	-	<b>3,798</b>

	Ethical Diversified Balanced ETF							
	On demand	Less than 6 months	Greater than 6 months	Total	On demand	Less than 6 months	Greater than 6 months	Total
	30 June 2023	30 June 2023	30 June 2023	30 June 2023	30 June 2022	30 June 2022	30 June 2022	30 June 2022
	\$'000	\$'000	\$'000	\$'000	\$'000	\$'000	\$'000	\$'000
Distributions payable	-	308	-	308	-	281	-	281
Other payables	-	7	-	7	-	5	-	5
<b>Contractual cash flows (excluding net settled derivatives)</b>	-	<b>315</b>	-	<b>315</b>	-	<b>286</b>	-	<b>286</b>

## 9 Financial risk management (continued)

### (c) Liquidity risk (continued)

	Ethical Diversified Growth ETF							
	On demand	Less than 6 months	Greater than 6 months	Total	On demand	Less than 6 months	Greater than 6 months	Total
	30 June 2023	30 June 2023	30 June 2023	30 June 2023	30 June 2022	30 June 2022	30 June 2022	30 June 2022
	\$'000	\$'000	\$'000	\$'000	\$'000	\$'000	\$'000	\$'000
Distributions payable	-	748	-	748	-	524	-	524
Other payables	-	20	-	20	-	14	-	14
<b>Contractual cash flows (excluding net settled derivatives)</b>	<b>-</b>	<b>768</b>	<b>-</b>	<b>768</b>	<b>-</b>	<b>538</b>	<b>-</b>	<b>538</b>

	Ethical Diversified High Growth ETF							
	On demand	Less than 6 months	Greater than 6 months	Total	On demand	Less than 6 months	Greater than 6 months	Total
	30 June 2023	30 June 2023	30 June 2023	30 June 2023	30 June 2022	30 June 2022	30 June 2022	30 June 2022
	\$'000	\$'000	\$'000	\$'000	\$'000	\$'000	\$'000	\$'000
Distributions payable	-	1,840	-	1,840	-	970	-	970
Other payables	-	49	-	49	-	29	-	29
<b>Contractual cash flows (excluding net settled derivatives)</b>	<b>-</b>	<b>1,889</b>	<b>-</b>	<b>1,889</b>	<b>-</b>	<b>999</b>	<b>-</b>	<b>999</b>

## 10 Fair value measurements

AASB 13 requires disclosure of fair value measurements by level of the following fair value measurement hierarchy:

- Quoted prices (unadjusted) in active markets for identical assets or liabilities (Level 1);
- Inputs other than quoted prices included within level 1 that are observable for the asset or liability, either directly or indirectly (Level 2); and
- Inputs for the asset or liability that are not based on observable market data (unobservable inputs) (Level 3).

## 10 Fair value measurements (continued)

### Fair value estimation

The carrying amounts of the Funds' assets and liabilities at the end of each reporting period approximate their fair values.

Financial assets and liabilities at fair value through profit or loss are measured initially at fair value excluding any transaction costs that are directly attributable to the acquisition or issue of the financial asset or financial liability. Transaction costs on financial assets and financial liabilities at fair value through profit or loss are expensed immediately. Subsequent to initial recognition, all instruments at fair value through profit or loss are measured at fair value with changes in their fair value recognised in statements of comprehensive income.

#### *(i) Fair value in an active market (Level 1)*

The fair value of financial assets and liabilities traded in active markets is based on their quoted market prices at the end of the reporting period without any deduction for estimated future selling costs.

The Funds value their investments in accordance with the accounting policies set out in Note 2. For the majority of their investments, the Funds rely on information provided by independent pricing services for the valuation of their investments.

The quoted market price used for financial assets and liabilities is the last traded price. Where the last traded price does not fall within the bid-ask spread, an assessment is performed by management to determine the appropriate valuation price to use that is most representative of fair value.

A financial instrument is regarded as quoted in an active market if quoted prices are readily and regularly available from an exchange, dealer, broker, industry group, pricing service, or regulatory agency, and those prices represent actual and regularly occurring market transactions on an arm's length basis.

#### *(ii) Fair value in an inactive or unquoted market (Level 2 and Level 3)*

The fair value of financial assets and liabilities that are not traded in an active market is determined using valuation techniques. These include the use of recent arm's length market transactions, reference to the current fair value of a substantially similar other instrument, discounted cash flow techniques, option pricing models or any other valuation technique that provides a reliable estimate of prices obtained in actual market transactions.

Where discounted cash flow techniques are used, estimated future cash flows are based on management's best estimates and the discount rate used is a market rate at the end of the reporting period applicable for an instrument with similar terms and conditions.

For other pricing models, inputs are based on market data at the end of the reporting period. Fair values for unquoted equity investments are estimated, if possible, using applicable price/earnings ratios for similar listed companies adjusted to reflect the specific circumstances of the issuer.

The fair value of financial liabilities for disclosure purposes is estimated by discounting the future contractual cash flows at the current market interest rate that is available to the Funds for similar financial instruments.

## 10 Fair value measurements (continued)

### Fair value estimation (continued)

#### (iii) Recognised fair value measurements

The tables below set out the Funds' financial assets and liabilities (by class) measured at fair value according to the fair value hierarchy:

	Diversified All Growth ETF							
	Level 1	Level 2	Level 3	Total	Level 1	Level 2	Level 3	Total
	30 June	30 June	30 June	30 June	30 June	30 June	30 June	30 June
	2023	2023	2023	2023	2022	2022	2022	2022
	\$'000	\$'000	\$'000	\$'000	\$'000	\$'000	\$'000	\$'000
<b>Financial assets</b>								
Financial assets at fair value through profit or loss:								
Listed securities	248,530	-	-	248,530	157,378	-	-	157,378
<b>Total</b>	<b>248,530</b>	<b>-</b>	<b>-</b>	<b>248,530</b>	<b>157,378</b>	<b>-</b>	<b>-</b>	<b>157,378</b>

	Ethical Diversified Balanced ETF							
	Level 1	Level 2	Level 3	Total	Level 1	Level 2	Level 3	Total
	30 June	30 June	30 June	30 June	30 June	30 June	30 June	30 June
	2023	2023	2023	2023	2022	2022	2022	2022
	\$'000	\$'000	\$'000	\$'000	\$'000	\$'000	\$'000	\$'000
<b>Financial assets</b>								
Financial assets at fair value through profit or loss:								
Listed securities	19,137	-	-	19,137	13,701	-	-	13,701
<b>Total</b>	<b>19,137</b>	<b>-</b>	<b>-</b>	<b>19,137</b>	<b>13,701</b>	<b>-</b>	<b>-</b>	<b>13,701</b>

	Ethical Diversified Growth ETF							
	Level 1	Level 2	Level 3	Total	Level 1	Level 2	Level 3	Total
	30 June	30 June	30 June	30 June	30 June	30 June	30 June	30 June
	2023	2023	2023	2023	2022	2022	2022	2022
	\$'000	\$'000	\$'000	\$'000	\$'000	\$'000	\$'000	\$'000
<b>Financial assets</b>								
Financial assets at fair value through profit or loss:								
Listed securities	33,152	-	-	33,152	20,922	-	-	20,922
<b>Total</b>	<b>33,152</b>	<b>-</b>	<b>-</b>	<b>33,152</b>	<b>20,922</b>	<b>-</b>	<b>-</b>	<b>20,922</b>

## 10 Fair value measurements (continued)

### Fair value estimation (continued)

(iii) *Recognised fair value measurements (continued)*

	Ethical Diversified High Growth ETF							
	Level 1	Level 2	Level 3	Total	Level 1	Level 2	Level 3	Total
	30 June 2023 \$'000	30 June 2023 \$'000	30 June 2023 \$'000	30 June 2023 \$'000	30 June 2022 \$'000	30 June 2022 \$'000	30 June 2022 \$'000	30 June 2022 \$'000
<b>Financial assets</b>								
Financial assets at fair value through profit or loss:								
Listed securities	58,747	-	-	58,747	35,091	-	-	35,091
<b>Total</b>	<b>58,747</b>	<b>-</b>	<b>-</b>	<b>58,747</b>	<b>35,091</b>	<b>-</b>	<b>-</b>	<b>35,091</b>

(iv) *Transfers between levels*

There were no transfers between levels during the year ended 30 June 2023 and 30 June 2022.

(v) *Movement in level 3 instruments*

There were no investments classified as Level 3 within the Funds as at 30 June 2023 and 30 June 2022.

(vi) *Fair value of financial instruments not carried at fair value*

The carrying value of receivables and payables are assumed to approximate their fair values.

The carrying value of the net assets attributable to unitholders differs from its fair value (the deemed to be redemption price for individual units) due to differences in valuation inputs. This difference is not material in the current year.

## 11 Auditor's remuneration

	Diversified All Growth ETF		Ethical Diversified Balanced ETF		Ethical Diversified Growth ETF		Ethical Diversified High Growth ETF	
	30 June 2023 \$	30 June 2022 \$	30 June 2023 \$	30 June 2022 \$	30 June 2023 \$	30 June 2022 \$	30 June 2023 \$	30 June 2022 \$
<b>KPMG</b>								
<i>Audit and other assurance service</i>								
Audit and review of financial reports	4,982	4,982	4,982	4,982	4,982	4,982	4,982	4,982
Audit of compliance plan	1,230	1,230	1,230	1,230	1,230	1,230	1,230	1,230
<b>Total remuneration of audit and other assurance services</b>	<b>6,212</b>	<b>6,212</b>	<b>6,212</b>	<b>6,212</b>	<b>6,212</b>	<b>6,212</b>	<b>6,212</b>	<b>6,212</b>

## 12 Related party transactions

### Responsible Entity

The Responsible Entity of the Funds is Betashares Capital Ltd (ABN 78 139 566 868) , which is a wholly owned subsidiary of Betashares Financial Group Pty Ltd.

### Key management personnel

The Funds do not employ personnel in their own right. However, the Funds are required to have an incorporated Responsible Entity to manage the activities and this is considered to be key management personnel. The directors of the Responsible Entity, which are key management personnel of the Responsible Entity, during or since the end of the financial year are:

#### (a) Directors

Mr Alex Vynokur (appointed 21 September 2009)

Mr Jason Gellert (appointed 5 March 2021)

Mr Edward Sippel (appointed 5 March 2021)

#### (b) Other key management personnel

There were no other persons with responsibility for planning, directing and controlling the activities of the Funds, directly or indirectly during the financial year.

### Responsible Entity's management fees and other transactions

The Responsible Entity's fees are calculated in accordance with the Funds' Constitutions. The Responsible Entity's fees comprise a management fee and (if applicable) expense recoveries (after taking account of GST and reduced input tax credits), which are calculated as a percentage of the net asset value of the Funds and are disclosed in the statements of comprehensive income. The following table discloses the Responsible Entity's fees for 30 June 2023 and 30 June 2022:

Funds	Management Fee	
	30 June 2023 %	30 June 2022 %
Diversified All Growth ETF	0.19	0.19
Ethical Diversified Balanced ETF	0.39	0.39
Ethical Diversified Growth ETF	0.39	0.39
Ethical Diversified High Growth ETF	0.39	0.39

## 12 Related party transactions (continued)

### Responsible Entity's management fees and other transactions (continued)

The related party transactions during the year and amounts payable at year end were as follows:

	Diversified All Growth ETF		Ethical Diversified Balanced ETF	
	30 June 2023 \$	30 June 2022 \$	30 June 2023 \$	30 June 2022 \$
Management fees expensed to the Responsible Entity	390,479	170,590	63,940	37,132
Management fees payable to the Responsible Entity at reporting date	38,013	17,048	6,102	4,604
Management fees rebate received from the Responsible Entity	91,975	-	85,203	51,985
Management fees rebate receivable from the Responsible Entity at reporting date	8,143	-	8,134	6,070
	Ethical Diversified Growth ETF		Ethical Diversified High Growth ETF	
	30 June 2023 \$	30 June 2022 \$	30 June 2023 \$	30 June 2022 \$
Management fees expensed to the Responsible Entity	111,754	55,832	189,265	84,399
Management fees payable to the Responsible Entity at reporting date	10,762	7,021	18,521	11,347
Management fees rebate received from the Responsible Entity	152,377	79,702	263,785	122,876
Management fees rebate receivable from the Responsible Entity at reporting date	14,659	9,517	25,813	15,746

## 12 Related party transactions (continued)

### Related party unitholdings

Parties related to the Funds, including the Responsible Entity, its affiliates or other schemes managed by the Responsible Entity, held no units in the Funds during the financial year.

### Investments

Holdings of the Funds in other related parties, including those under the management of the Responsible Entity is as follows:

#### *Diversified All Growth ETF*

##### 2023

#### Holding in related fund:

	Number of units held opening (Units)	Number of units held closing (Units)	Fair value of investment (\$)	Interest held (%)	Number of units acquired (Units)	Number of units disposed (Units)	Distributions received/ receivable (\$)
Betashares Australia 200 ETF	510,597	735,070	87,977,845	2.87	224,473	-	3,245,813
<b>Total</b>	<b>510,597</b>	<b>735,070</b>	<b>87,977,845</b>	<b>2.87</b>	<b>224,473</b>	<b>-</b>	<b>3,245,813</b>

##### 2022

#### Holding in related fund:

	Number of units held opening (Units)	Number of units held closing (Units)	Fair value of investment (\$)	Interest held (%)	Number of units acquired (Units)	Number of units disposed (Units)	Distributions received/ receivable (\$)
Betashares Australia 200 ETF	164,702	510,597	55,741,437	2.72	373,815	27,920	3,179,308
<b>Total</b>	<b>164,702</b>	<b>510,597</b>	<b>55,741,437</b>	<b>2.72</b>	<b>373,815</b>	<b>27,920</b>	<b>3,179,308</b>

## 12 Related party transactions (continued)

### Investments (continued)

#### *Ethical Diversified Balanced ETF*

2023

#### Holding in related fund:

	Number of units held opening (Units)	Number of units held closing (Units)	Fair value of investment (\$)	Interest held (%)	Number of units acquired (Units)	Number of units disposed (Units)	Distributions received/ receivable (\$)
Betashares Australian Sustainability Leaders ETF	160,543	214,919	3,906,737	0.31	59,877	5,501	79,860
Betashares Global Sustainability Leaders ETF	371,819	479,519	5,864,901	0.24	151,107	43,407	388,247
Betashares Sustainability Leaders Diversified Bond ETF - Currency Hedged	343,471	461,878	9,365,176	3.49	138,426	20,019	312,793
<b>Total</b>	<b>875,833</b>	<b>1,156,316</b>	<b>19,136,814</b>	<b>4.04</b>	<b>349,410</b>	<b>68,927</b>	<b>780,899</b>

2022

#### Holding in related fund:

	Number of units held opening (Units)	Number of units held closing (Units)	Fair value of investment (\$)	Interest held (%)	Number of units acquired (Units)	Number of units disposed (Units)	Distributions received/ receivable (\$)
Betashares Australian Sustainability Leaders ETF	69,309	160,543	2,606,261	0.24	105,200	13,966	92,664
Betashares Global Sustainability Leaders ETF	165,249	371,819	3,828,316	0.20	249,906	43,336	111,724
Betashares Sustainability Leaders Diversified Bond ETF - Currency Hedged	124,990	343,471	7,266,683	4.26	232,191	13,710	116,317
<b>Total</b>	<b>359,548</b>	<b>875,833</b>	<b>13,701,260</b>	<b>4.70</b>	<b>587,297</b>	<b>71,012</b>	<b>320,705</b>

## 12 Related party transactions (continued)

### Investments (continued)

#### *Ethical Diversified Growth ETF*

#### 2023

#### Holding in related fund:

	Number of units held opening (Units)	Number of units held closing (Units)	Fair value of investment (\$)	Interest held (%)	Number of units acquired (Units)	Number of units disposed (Units)	Distributions received/ receivable (\$)
Betashares Australian Sustainability Leaders ETF	351,877	516,861	9,395,354	0.75	166,019	1,035	190,827
Betashares Global Sustainability Leaders ETF	814,530	1,153,199	14,104,546	0.57	415,886	77,217	693,290
Betashares Sustainability Leaders Diversified Bond ETF - Currency Hedged	322,519	476,047	9,652,470	3.62	180,340	26,812	228,121
<b>Total</b>	<b>1,488,926</b>	<b>2,146,107</b>	<b>33,152,370</b>	<b>4.94</b>	<b>762,245</b>	<b>105,064</b>	<b>1,112,238</b>

#### 2022

#### Holding in related fund:

	Number of units held opening (Units)	Number of units held closing (Units)	Fair value of investment (\$)	Interest held (%)	Number of units acquired (Units)	Number of units disposed (Units)	Distributions received/ receivable (\$)
Betashares Australian Sustainability Leaders ETF	99,725	351,877	5,712,385	0.52	267,617	15,465	199,188
Betashares Global Sustainability Leaders ETF	237,965	814,530	8,386,549	0.44	635,844	59,279	230,665
Betashares Sustainability Leaders Diversified Bond ETF - Currency Hedged	77,124	322,519	6,823,410	4.00	253,972	8,577	108,207
<b>Total</b>	<b>414,814</b>	<b>1,488,926</b>	<b>20,922,344</b>	<b>4.96</b>	<b>1,157,433</b>	<b>83,321</b>	<b>538,060</b>

## 12 Related party transactions (continued)

### Investments (continued)

#### *Ethical Diversified High Growth ETF*

2023

Holding in related fund:	Number of units held opening (Units)	Number of units held closing (Units)	Fair value of investment (\$)	Interest held (%)	Number of units acquired (Units)	Number of units disposed (Units)	Distributions received/ receivable (\$)
Betashares Australian Sustainability Leaders ETF	778,548	1,167,748	21,226,994	1.70	414,630	25,430	426,153
Betashares Global Sustainability Leaders ETF	1,800,649	2,605,431	31,866,505	1.28	946,414	141,632	1,565,152
Betashares Sustainability Leaders Diversified Bond ETF - Currency Hedged	184,912	278,842	5,653,883	2.12	113,118	19,188	126,934
<b>Total</b>	<b>2,764,109</b>	<b>4,052,021</b>	<b>58,747,382</b>	<b>5.10</b>	<b>1,474,162</b>	<b>186,250</b>	<b>2,118,240</b>

2022

Holding in related fund:	Number of units held opening (Units)	Number of units held closing (Units)	Fair value of investment (\$)	Interest held (%)	Number of units acquired (Units)	Number of units disposed (Units)	Distributions received/ receivable (\$)
Betashares Australian Sustainability Leaders ETF	149,449	778,548	12,638,978	1.14	630,639	1,540	422,511
Betashares Global Sustainability Leaders ETF	356,618	1,800,649	18,539,810	0.98	1,480,589	36,558	505,411
Betashares Sustainability Leaders Diversified Bond ETF - Currency Hedged	29,965	184,912	3,912,112	2.29	154,947	-	60,402
<b>Total</b>	<b>536,032</b>	<b>2,764,109</b>	<b>35,090,900</b>	<b>4.41</b>	<b>2,266,175</b>	<b>38,098</b>	<b>988,324</b>

All transactions with related parties are conducted on normal terms and conditions. From time to time the Responsible Entity or its director-related entities may invest or withdraw from the Funds.

### **13 Events occurring after the reporting period**

No significant events have occurred since the end of the reporting period which would impact on the financial position of the Funds disclosed in the statements of financial position as at 30 June 2023 or on the results and cash flows of the Funds for the period ended on that date.

### **14 Contingent assets and liabilities and commitments**

There are no outstanding contingent assets, liabilities or commitments as at 30 June 2023 and 30 June 2022.

**Directors' declaration**


Betashares Capital Ltd presents the Directors' declaration in respect of the following funds:

Betashares Diversified All Growth ETF  
Betashares Ethical Diversified Balanced ETF  
Betashares Ethical Diversified Growth ETF  
Betashares Ethical Diversified High Growth ETF

In the opinion of the directors of Betashares Capital Ltd, the Responsible Entity of the Funds:

- (a) the financial statements and Notes set out on pages 7 to 44 are in accordance with the Corporations Act 2001, including:
  - (i) complying with Australian Accounting Standards, and interpretations issued by the Australian Accounting Standards Board and the *Corporations Regulations 2001*; and
  - (ii) giving a true and fair view of the Funds' financial positions as at 30 June 2023 and of their performance for the financial year ended on that date; and
- (b) there are reasonable grounds to believe that the Funds will be able to pay their debts as and when they become due and payable; and
- (c) Note 2(a) confirms that the financial statements comply with International Financial Reporting Standards and Interpretations issued by the International Accounting Standards

Signed in accordance with a resolution of the directors of Betashares Capital Ltd.



Alex Vynokur  
Director

Sydney  
22 September 2023



## Independent Auditor's Report

To the respective unitholders of the following Schemes:

Betashares Diversified All Growth ETF

Betashares Ethical Diversified Balanced ETF

Betashares Ethical Diversified Growth ETF

Betashares Ethical Diversified High Growth ETF

For the purpose of this report, the term Scheme and Schemes denote the individual and distinct entity for which the financial information is prepared and upon which our audit is performed. Each is to be read as a singular subject matter.

### Opinions

We have audited each of the **Financial Reports** of the Schemes.

In our opinion, the accompanying Financial Report of each Scheme is in accordance with the *Corporations Act 2001*, including:

- giving a true and fair view of that Scheme's financial position as at 30 June 2023 and of its financial performance for the year ended on that date; and
- complying with *Australian Accounting Standards* and the *Corporations Regulations 2001*.

The respective **Financial Reports** of the individual Schemes comprise:

- Statements of financial position as at 30 June 2023;
- Statements of comprehensive income for the year then ended;
- Statements of changes in equity, and Statements of cash flows for the year then ended;
- Notes including a summary of significant accounting policies; and
- Directors' Declaration made by the Directors of Betashares Capital Limited (the Responsible Entity).

### Basis for opinions

We conducted our audits in accordance with *Australian Auditing Standards*. We believe that the audit evidence we have obtained is sufficient and appropriate to provide a basis for our opinions.

Our responsibilities under those standards are further described in the *Auditor's responsibilities for the audits of the Financial Reports* section of our report.

We are independent of the Schemes and the Responsible Entity in accordance with the *Corporations Act 2001* and the ethical requirements of the *Accounting Professional and Ethical Standards Board's APES 110 Code of Ethics for Professional Accountants (including Independence Standards)* (the Code) that are relevant to our audits of the Financial Reports in Australia. We have fulfilled our other ethical responsibilities in accordance with these requirements.

### Key Audit Matters

**Key Audit Matters** are those matters that, in our professional judgement, were of most significance in our respective audits of the



Financial Reports of each Scheme in the current period.

These matters were addressed in the context of our audits of the Financial Report as a whole, and in forming our opinion thereon, and we do not provide a separate opinion on these matters.

The **Key Audit Matter** we identified for each of the Schemes is:

- Valuation and existence of financial instruments.

**Valuation and existence of financial instruments (Betashares Diversified All Growth ETF \$248,530,000, Betashares Ethical Diversified Balanced ETF \$19,137,000, Betashares Ethical Diversified Growth ETF \$33,152,000, Betashares Ethical Diversified High Growth ETF \$58,747,000)**

Refer to Note 5 to the Financial Report

The key audit matter	How the matter was addressed in our audit
<p>Financial instruments at fair value through profit or loss comprise investments in listed securities and derivatives (“investments”).</p> <p>The Scheme outsources certain processes and controls relevant to:</p> <ul style="list-style-type: none"> <li>• Executing transactions as instructed by the Responsible Entity and recording and valuing investments to the Scheme</li> </ul>	<p>Our procedures included:</p> <ul style="list-style-type: none"> <li>• We assessed the appropriateness of the accounting policies applied by the Scheme, including those relevant to the fair value of investments, against the requirements of the accounting standards.</li> <li>• We obtained and read the Scheme’s Service Provider’s ASAE 3402 Assurance Reports on Controls at a Service Organisation and GS007</li> </ul>

<p>administrator;</p> <ul style="list-style-type: none"> <li>• Maintaining custody and underlying records of investments to the custodian;</li> </ul> <p>Valuation and existence of investments is a key audit matter due to the:</p> <ul style="list-style-type: none"> <li>• Size of the Scheme’s portfolio of investments. These investments represent a significant percentage of the Scheme’s total assets at year end; and</li> <li>• Importance of the performance of these investments in driving the Scheme’s investment income and capital performance, as reported in the Financial Report.</li> </ul> <p>As a result, this was the area with greatest effect on our overall audit strategy and allocation of resources in planning and performing our audit.</p>	<p>(Guidance Statement 007 Audit Implications of the Use of Service Organisations for Investment Management Services) assurance reports to understand the processes and assess the controls relevant to the:</p> <ul style="list-style-type: none"> <li>- Scheme administrator – to execute transactions, record and value the Scheme’s investments;</li> <li>- Custodian – to maintain custody and underlying records of the Scheme’s investments;</li> </ul> <ul style="list-style-type: none"> <li>• We obtained and read the custodians bridging letter over the period not covered by the ASAE 3402 and GS007 assurance reports. We have checked that there were no instances of non-compliance over controls in place at the service provider.</li> <li>• We assessed the reputation, professional competence and independence of the auditors of the ASAE 3402 and GS007 assurance reports.</li> <li>• We checked the existence of investments, being the</li> </ul>
--	---



	<p>ownership and quantity held to external sources such as independent confirmations for derivative investments as at 30 June 2023.</p> <ul style="list-style-type: none"> <li>• We checked the valuation of investments, as recorded in the general ledger, to independently sourced prices as at 30 June 2023.</li> <li>• We evaluated the Scheme’s disclosures of investments, using our understanding obtained from our testing, against the requirements of the accounting standards</li> </ul>
--	--

**Other Information**

Other Information is financial and non-financial information in the respective Scheme’s annual reporting which is provided in addition to the Financial Reports and the Auditor’s Report. The Directors of the Responsible Entity are responsible for the Other Information.

Our opinions on the Financial Reports does not cover the Other Information and, accordingly, we do not express an audit opinion or any form of assurance conclusion thereon.

In connection with our audits of the Financial Reports, our responsibility is to read the Other Information. In doing so, we consider whether the Other Information is materially inconsistent with the Financial Reports or our knowledge obtained in the audit, or otherwise appears to be

materially misstated.

We are required to report if we conclude that there is a material misstatement of this Other Information, and based on the work we have performed on the Other Information that we obtained prior to the date of this Auditor’s Report we have nothing to report.

**Responsibilities of Directors for the Financial Reports**

The Directors of the Responsible Entity are responsible for:

- preparing the Financial Reports that give a true and fair view in accordance with *Australian Accounting Standards* and the *Corporations Act 2001*;
- implementing necessary internal controls to enable the preparation of a Financial Report that gives a true and fair view and is free from material misstatement, whether due to fraud or error; and
- assessing each Scheme’s ability to continue as a going concern and whether the use of the going concern basis of accounting is appropriate. This includes disclosing, as applicable, matters related to going concern and using the going concern basis of accounting unless they either intend to liquidate the respective Scheme or to cease operations, or have no realistic alternative but to do so.

**Auditor’s responsibilities for the audits of the Financial Reports**

Our objective is:

- to obtain reasonable assurance about whether each of the Financial Report as a whole are free from material misstatement, whether due to fraud or error; and
- to issue an Auditor’s Report that includes our opinions.

Reasonable assurance is a high level of assurance, but is not a guarantee that an audit conducted in accordance with *Australian*



*Auditing Standards* will always detect a material misstatement when it exists.

Misstatements can arise from fraud or error. They are considered material if, individually or in the aggregate, they could reasonably be expected to influence the economic decisions of users taken on the basis of the Financial Reports.

A further description of our responsibilities for the audits of the Financial Reports is located at the Auditing and Assurance Standards Board website at:

[https://www.auasb.gov.au/admin/file/content102/c3/ar2\\_2020.pdf](https://www.auasb.gov.au/admin/file/content102/c3/ar2_2020.pdf). This description forms part of our Auditor's Report.

KPMG

Nicholas Buchanan

Partner

Sydney

22 September 2023

Any Betashares Fund that seeks to track the performance of a particular financial index is not sponsored, endorsed, issued, sold or promoted by the provider of the index. No index provider makes any representation regarding the advisability of buying, selling or holding units in the Betashares Funds or investing in securities generally. No index provider is involved in the operation or distribution of the Betashares Funds and no index provider shall have any liability for the operation or distribution of these Funds or their failure to achieve their investment objectives. An index provider has no obligation to take the needs of the Betashares Fund or the unitholders of the Fund into consideration in determining, composing or calculating the relevant index. Any intellectual property rights in the index name and associated trademarks, index methodology, index values and constituent lists vest in the relevant index provider and/or its affiliates. Betashares has obtained a licence from the relevant index provider to use such intellectual property rights in the creation and operation of the Betashares Funds.

For personal use only

For personal use only