

For personal use only



IMPERIAL PACIFIC LIMITED

ABN 65 000 144 561

ANNUAL REPORT

2023

**Imperial Pacific
Asset Management
Pty Limited**



Incorporated in 1937 - 100% owned


**LONDON CITY EQUITIES
LIMITED**

Incorporated in 1986 - 40% owned





IMPERIAL PACIFIC LIMITED

ABN 65 000 144 561

Notice of Annual General Meeting

Notice is hereby given that the Annual General Meeting of Shareholders of Imperial Pacific Limited will be held at Level 2, 111 Harrington Street, The Rocks NSW on Thursday 2 November 2023 at 11.30 am.

Ordinary Business

1. To receive, consider and discuss the Directors' Report and Accounts for the year ended 30 June 2023 and payment of dividend.
2. To adopt the Remuneration Report for the year ended 30 June 2023 as disclosed in the Directors Report. (Note: The vote on this resolution is advisory only and does not bind the Directors.)
3. To elect a Director. In accordance with the Constitution Mr. D.G. Butel retires by rotation, and being eligible, offers himself for re-election. (Details of Mr Butel are shown later.)

Other

4. To transact such other business as may be brought forward in accordance with the Constitution and the Corporations Act 2001.

By Order of the Board

Louis J Joseph
Company Secretary

Sydney

20 September 2023

PROXIES

A member entitled to attend and vote is entitled to appoint no more than two proxies. Where more than one proxy is appointed, each proxy must be appointed to represent a specified proportion of the member's voting rights. A proxy need not be a member of the Company. Proxies must be deposited or sent electronically to the registered office of the Company not less than 48 hours before the time of the meeting. A proxy form is enclosed with this notice

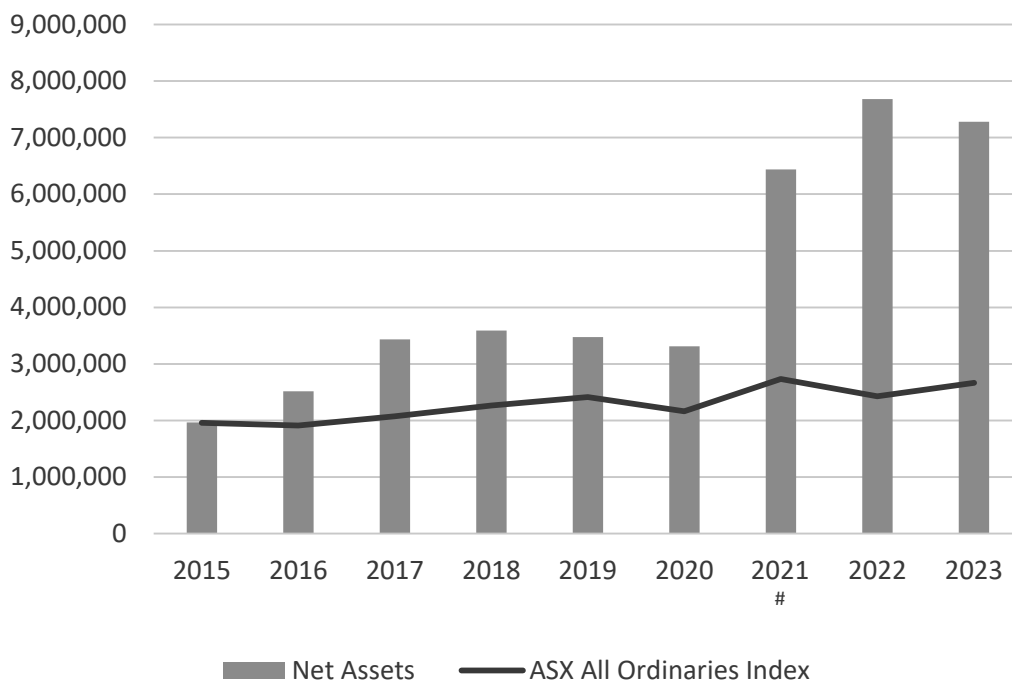
For personal use only



IMPERIAL PACIFIC LIMITED

ABN 65 000 144 561

Net Asset Changes 2015 - 2023 (After Payment of dividends)



Includes \$1.8 million in new Rights Issue funds

For personal use only



IMPERIAL PACIFIC LIMITED

ABN 65 000 144 561

Key Features for 2022-23

- A quieter year in which world economies experienced higher interest rates and sectors, such as financial services, saw their share prices fall.
- Imperial Pacific's net worth was slightly lower at \$7.3 million, effectively due to lower portfolio values and payment of the usual annual dividend.
- London City (40% owned) saw its investments fall overall, however the businesses of its two key equity holdings performed well over the year and increased dividend payouts.
- A modest performance fee was received from London City due to very positive portfolio growth in recent years.
- Dividend retained at 6.25 cents a share.

Corporate Directory

Directors:

P. E. J. Murray BA, FCA, Af SIAA (Chairman of Directors)
D. G. Butel MBA, BSc, Dip Bus Std, Dip Ed.
L.J. Joseph BComm

Company Secretary:

L. J. Joseph BComm

Auditors

Cutcher & Neale Assurance Pty Limited
Chartered Accountants
130 Parry Street, Newcastle West, NSW 2302

Bankers

Westpac Banking Corporation

Corporate and Registered Office:

Level 2, 111 Harrington Street, The Rocks NSW 2000
Postal Address: PO Box R1414, Royal Exchange, NSW 1225
Telephone: (02) 9247-9315

Share Registrar

Registry Direct
Level 3, 162 Collins Street, Melbourne VIC 3000
Telephone: (03) 9111 5652 or 1300 55 66 35

Website:

www.imperialpacific.com.au

Stock Exchange

Australian Securities Exchange Limited
(Home Exchange – Sydney (Code - "IPC"))
20 Bridge Street, Sydney, NSW 2000

For personal use only



IMPERIAL PACIFIC LIMITED

ABN 65 000 144 561

Chairman's Review of 2023

The Year – Steady

Imperial Pacific's total share portfolio value fell 5.0%, mainly due to the underlying holding of **London City in Fiducian Group** that had fallen in line with other companies in the financial services sector. Rising interest rates were mainly responsible. Imperial Pacific's own operational earnings benefited from a performance fee resulting from London City's strong underlying performance in recent years. Dividend for 2023 has been maintained at a steady fully franked rate of 6.25 Cents a share.

Australian stock-markets have performed better than expected. The ASX All Ordinaries Index rose from **6,747** to **7,384** at year end, an increase of 9.4%. It occurred despite exceptional negative commentary on high inflationary trends, rising interest rates and sluggish world-wide GDP growth rates. Investors seem to be focused on improved news coming into effect 24 months into the future.

Investment Portfolio – fully invested

Throughout most of the year Imperial Pacific was nearly fully invested with portfolio values at \$8.6 million closing at 30 June. There was careful monitoring of its appreciating 2% shareholding in Excelsior Capital. Taking up the DRP offered by London City in October 2022 allowed Imperial Pacific's ownership to rise from 39.6% to 40.5%. London City kept its ownership of Fiducian Group steady at around 6.7% - but increased its direct holding in Excelsior Capital to 8%. This forms part of our associated holding in Excelsior totalling 12%. Both companies reported good results for 2023 and increases in their final dividends..

Financials – Operating Results and Dividend of 6.25 cents maintained

Imperial Pacific turned in a profit of \$113,029. Imperial Pacific Asset Management's revenues were increased with the accrual of a performance fee from London City, relating to London City's outperformance in recent years. For reason explained below the fee was kept at a modest \$136,675 sum. Operating costs continue to be kept at a minimum. The annual fully franked dividend of 6.25 cents a share has been maintained and the Dividend Reinvestment Plan will again be available to shareholders. Due to our size, franking has to be 25%

Financials – Balance Sheet - Net Tangible Assets at \$1.41 at 30 June

The year-end Balance Sheet shows net tangible assets standing at \$7.3 million, or \$1.41 a share after paying a 6.25 cent fully franked dividend during the year. Since balance date Imperial Pacific's net asset position has appreciated by around \$300,000.

Management Agreement Update and Renewal proposed

Our subsidiary Imperial Pacific Asset Management Pty Ltd agreed a fifteen year management agreement with London City starting 1 July 2005. This period has since passed, but the agreement continues subject to a six month notice period. Fortunately this agreement had broad terms and provided flexibility that met the fair-play aspirations of both companies, despite some quirks that arose over this time. The application of a performance fee, for instance, oddly did not require the recovery of past losses before payment – a highly questionable issue seen elsewhere. Neither London City nor Imperial Pacific accept that approach. In recent times although London City had excellent growth, an annual performance fee concept was rejected. However, this year it was applied (a) after all past losses were recovered and (b) the out-performance over 2021 – 2023 fee was moderated to \$136,675 to avoid a major one-off payout in 2022. The Agreement has since been tidied up and a new ten year period proposed. On this basis it will be presented to shareholders for their approval at the Annual General Meeting.

Yours,

Peter E. J. Murray
Chairman of Directors

20 September 2023

For personal use only



IMPERIAL PACIFIC LIMITED

ABN 65 000 144 561

Statutory Directors' Report for the Year to 30 June 2023

Your Directors present their report on the Company and its controlled entities for the year ended 30 June 2023.

Principal Activities

The principal activities of the economic entity in the course of the financial year were in strategic equity investment in financial services and the portfolio management of London City Equities Limited, this latter role carried out through the Australian Financial Services Licence held by subsidiary, Imperial Pacific Asset Management Pty Limited. London City expanded its portfolio over the year and delivered a satisfactory net operating profit, while experiencing a fall in net worth of some 8% after the payment of a higher dividend. London City's two key investments performed well. Firstly its 6.7% owned Fiducian Group Limited had a good year in the circumstances. Although its 2023 net profit was slightly lower, its final dividend was boosted significantly. Secondly, London City's 8% owned Excelsior Capital, (part of a 12% held with associates) announced a net profit increase of 25% for 2023.

Imperial Pacific's net profit for the year came in at a comfortable \$113,029. In addition, a part sale of one long term investment resulted in a capital gain of \$122,000 – which was taken directly to Capital Realisation Reserve.

Strategic Positioning

Imperial Pacific's key objective is to create and maintain a group of entities that provide productive services to the financial sector. Not only maintaining a participation in equity ownership, Imperial Pacific offers traditional and innovative management and financial assistance to those entities in which it has an interest, such as London City Equities (40% owned). Imperial Pacific undertakes specific and short-term financial services focus, rather than operate as a longer term strategic equity holder in the broader investment sector such as London City Equities Limited. Imperial Pacific is risk averse. It can be assertive when required.

Imperial Pacific seeks to provide shareholders with attractive investment returns over the medium to longer terms by enhancing capital growth and paying dividends that together grow faster than the rate of inflation.

Directors and Officers

The Directors and officers of the Company in office at any time during of the year are as follows:

Peter E.J. Murray - Chairman of Directors.

Chartered Accountant, Bachelor of Arts, Affil Member of Stockbrokers and Securities Industry Assn.

Mr Murray has spent over 40 years involved in company management, corporate finance and ASX listed company matters. He has been a senior executive in merchant banking and stockbroking at Director level. Experienced in corporate financial advice, mergers, fund raisings and general corporate management. Past Chairman of Directors of Camelot Resources NL and CCI Holdings Limited. Director and Chief Operating Officer of London City Equities Limited. Past Director of Delany Foundation Limited. [Director of Imperial Pacific Limited since 1981]

David Butel – Independent Non-Executive Director.

Special Responsibility: Chair of Remuneration Committee

Master of Business Administration, Bachelor of Science, Diploma of Business Std, Diploma of Education.

Mr Butel has had over 30 years of active executive involvement at senior levels in the Australian resources and services sector in the vital fields of Testing, Inspection and Certification. In recent years his participation has been through ACIRL Pty Limited, CCI Holdings Limited and the international Bureau Veritas organisation as Senior Vice President Commodities – Pacific Zone. He is experienced in high level business management, acquisitions and international resource services. [Director of Imperial Pacific since February 2016]

Statutory Directors Report (Cont'd)

Directors and Officers (Cont'd)

Louis J Joseph – Independent Non-Executive Director [Appointed 28 September 2022 and Company Secretary since 2016]

Special Responsibility: Chair of Audit, Compliance and Risk Management Committee

Bachelor of Commerce. Member Turnaround Management Association of Australia.

Mr Joseph has been involved directly in businesses in both the commercial sector and in the securities industry.

His experience has been developed within Australia and in overseas locations, including Asia. His expertise includes small business management, financial markets and securities analysis. [Company Secretary of Imperial Pacific Limited since 2016.]

Neil Schafer – Independent Non-Executive Director [Retired 25 October 2022]

Mr. Schafer retired from the Board after three years in that role. Neil chaired Committees and provided informative input on investment aspirations. Directors record their appreciation.

Particulars of Directors' Interests in Shares in the Company are:

	Ordinary Shares
PEJ Murray	2,648,896
DG Butel	103,880
LJ Joseph	103,894

During the financial year these formal meetings were held:

	Board Meetings		Audit, Compliance and Risk Committee		Remuneration Committee	
	Eligible to attend	Number Attended	Eligible to attend	Number Attended	Eligible to attend	Number Attended
P. E. J. Murray	6	6	-	2*	-	2*
D.G. Butel	6	6	2	2	2	2
L.J. Joseph	4	4	1	1	1	1
N. E. Schafer	2	2	1	1	1	1

* By invitation.

In accordance with the Constitution, Mr. Butel retires from the Board at the forthcoming Annual General Meeting and, being eligible, offers himself for re-election.

Remuneration Report

The company has a Remuneration Committee which is responsible for remuneration policies and monitors the remuneration of Directors and officeholders with market conditions. A summary of the policies is set out later in this Annual Report. Details of the emoluments of the Directors are set out in Note 20 of the financial statements and are also shown below:

	Fees	Super Contributions	Total
Mr P.E.J. Murray	\$155,250	-	\$155,250
Mr D.G. Butel	\$40,000	\$4,200	\$44,200
Mr L.J. Joseph	\$20,150	\$2,115	\$22,265
Mr.N.E. Schafer	\$9,616	\$1,010	\$10,626

Results and Dividend Status

Imperial Pacific's net assets fell slightly to \$7.3 million, predominantly due to the fall in value of London City's portfolio and the dividend payout in October 2022. The net profit was \$113,029, assisted by the receipt of the first performance fee paid by London City in many years. In addition, the company realised some long term shares for a gain of \$122,000. This sum was recorded directly into Capital Realisation Reserve. Directors have declared the payment of a dividend of 6.25 cents per share, fully franked, for 2023.

Statutory Directors Report (Cont'd)

Objectives, Achievements and Review of Operations

The Board's prime objective during the year continued to be the longer term enhancement of group assets. In this regard special attention was given to the London City associate over the year where Imperial Pacific's shareholding rose from 39.6% to 40.5%. This work included updating, monitoring and liaising, as far as possible, with the respective two key investments Fiducian Group Limited and Excelsior Capital Limited. Both these companies have performed very well over the year and increased their dividend payouts. The improvement in the values of London City's portfolio in recent years has surpassed prior losses and has given rise to the additional payment of a performance fee of \$136,000 to Imperial Pacific's advisory subsidiary.

Imperial Pacific's own portfolio levels have been maintained at similar levels as in 2022, supported by non-interest bearing advances granted by a key shareholder, Mr P.E.J. Murray. Imperial Pacific's 2% shareholding in Excelsior Capital comprises part of a group related 12% shareholding held in that company.

Significant changes in the state of affairs

There have been no significant changes in the state of affairs, other than those already explained.

Matters subsequent to the end of the financial year

Since balance date there have been improved performances announced by London City's key investments, Fiducian Group Limited and Excelsior Capital Limited. Underlying net worth of Imperial Pacific has risen around \$300,000 since balance date. Directors have declared the payment of a fully franked dividend of 6.25 cents per share for 2023. This sum has not been accrued in the financial reports.

Likely developments and expected results of operations

Directors intend to focus on enhancing the values of Imperial Pacific's direct and indirect assets. Imperial Pacific and its AFS licensed operator Imperial Pacific Asset Management Pty Limited will continue to be actively involved in its services with London City and proposes an updating of its management agreement with London City. In addition, it is examining ways in which it might expand these fund management services by establishing a private special opportunities investment fund this year.

Otherwise, in the opinion of the Directors likely developments in the operations of the company known at the date of this report have been covered generally within the Annual Report.

Environmental regulation

The Company is not subject to significant environmental regulations under any Commonwealth, State or Territory Law.

Proceedings in respect of the company

The Group is not presently involved in any active legal proceedings in Australian courts.

Indemnification of Officers

The company has not, during or since the end of the financial year in respect of any person who is or has been an officer or auditor of the company or a related body corporate, indemnified or made any relevant agreement for indemnifying against a liability incurred by an officer, including costs and expenses in successfully defending legal proceedings.

Risk and Compliance Control

The Board of Directors has in place an Audit, Compliance and Risk Management Committee to assist its deliberations in respect of these issues. The ACRM Committee meets regularly and considers, amongst other things, internal control processes of the company. All Board meetings consider issues raised by the ACRM Committee and formal management reports on the compliance by the company with its key obligations. The Board also notes the regulatory compliance obligations of its portfolio management subsidiary, Imperial Pacific Asset Management Pty Limited.

The Directors have received and considered the Section 295A certification from the senior officeholder responsible for meeting the company's financial, operational and compliance requirements.

For personal use only

Statutory Directors Report (Cont'd)

Auditor

The auditor continues in office in accordance with Section 327 of the Corporations Act 2001.

Non-audit Services.


Details of the non-audit services provided by the auditor are set out at Note 21 of the financial statements. The Directors are satisfied that the provision of non-audit services is compatible with the general standard of independence for auditors imposed by the Corporations Act 2001. The nature and scope of each type of non-audit service provided means the auditor independence was not compromised.

Auditor's Independence Declaration

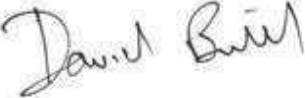
A copy of the auditor's declaration under Section 307C in relation to the audit for the financial year is provided later in this report.

Signed in accordance with a resolution of the Directors. Dated at Sydney this 20th day of September 2023.

On behalf of the Board,



P. E. J. MURRAY



D. G. BUTEL

For personal use only



IMPERIAL PACIFIC LIMITED

ABN 65 000 144 561

Corporate Governance Statement – 30 June 2023

Imperial Pacific has noted the “principles and recommendations” of the ASX Corporate Governance Council. The Board of Imperial Pacific believes it carries out the broad thrust of the guidelines in a proper and pragmatic way for a small company in the strategic financial services investment business. In some cases it has not adopted recommendations. The corporate governance policies of the company and the departures from the recommendations are discussed below. This Corporate Governance Report has been approved by the Board and is current at 29 September 2023.

Principle 1 Lay solid foundations for management and oversight

Imperial Pacific has a Board Charter which establishes the functions reserved to the Board and to senior management. Imperial Pacific operates its business through its Board of Directors and management. The Board sets and monitors strategic business plans and shorter term operating challenges. The Board meets at least once a quarter. Imperial Pacific has a formal policy in relation to Core Business Processes as well as formal policies on investment processes and approvals. Written agreements are in place with ongoing Directors. The company secretary is directly accountable to the Board. The operations of the company and delegation of duties are inherent in a public listed organisation with investments that may impact on other companies. A copy of the Board Charter is set out in the rear pages of this Annual Report.

Imperial Pacific supports the principle of diversity of skills, background and gender in relation to board membership, management composure and commercial activity. It has incorporated into its Board Charter a policy in this regard. While such diversity is considered when the opportunity arises, the Board recognises that a company of the size of Imperial Pacific, conducting investment activities with three directors and with no formal employees, has limited scope for making major changes. The Board considers numerical statistics are not meaningful in such a company.

Principle 2 Structure the Board to be effective and add value

The Board of Directors is structured to add long term value to Imperial Pacific. The Directors hold a variety of professional, securities market and corporate skills, operating in a climate where cost effectiveness is a key issue and shareholding interests encourage active participation. There are three Directors, of whom two are regarded for corporate governance purposes as independent. Directors believe it is not practicable, nor cost-effective, for Imperial Pacific to have an “independent” (as defined by the governance principles) Chairman. Indeed the Directors believe it is positive that major shareholdings are held by Directors. Imperial Pacific does not have a position entitled Chief Executive Officer. Imperial Pacific’s policy allows Directors, subject to Board approval, to take independent professional advice at its expense. Directors also point out that they regard a formal Board nomination committee as not being appropriate for a company like Imperial Pacific. This is undertaken by the Board as a whole as and when circumstances dictate. The criteria set for membership of the Board is to ensure that there exists a sufficient mix of skills and experience for an entity such as Imperial Pacific to add value and enhance shareholders’ wealth. These include Financial and Commercial acumen, Executive Leadership, Strategy, Investment, Governance, Tertiary or equiv qualification, Merger and Acquisitions, Taxation, Risk Management and Public Listed Company experience. The Directors also believe they are very open and transparent in disclosing their plans, aspirations and financial results to the shareholders. They believe the annual shareholder meetings provide a good opportunity for shareholders to evaluate their performance. Directors are subject to re-election every three years. The Board has a policy of operating a tight structure, but appoints external parties experienced in specific sectors from time to time to provide the Board with expert advice and undertake special projects.

Principle 3 Instill a culture of acting ethically and responsibly

The Board is committed to ensuring that the group's affairs are conducted in a judicious and ethical manner above and beyond legal and regulatory obligations. To meet these objectives Imperial Pacific has in place a formal Code of Conduct Policy. It also has a Securities Trading Policy in place to cater for dealing in the company’s securities in addition to complying with legislative and regulatory obligations. Directors and officeholders are prohibited from dealing in Imperial Pacific between the end of accounting periods and the release of results without the written consent of the Chair. Investments on the Embargo List are prohibited without the approval of the Board. A copy of the Securities Trading Policy is on the ASX Announcements platform – dated 29 December 2010.

For personal use only



IMPERIAL PACIFIC LIMITED

ABN 65 000 144 561

Corporate Governance (Continued)

A summary of terms of the Code of Conduct follows:

Imperial Pacific and its shareholders expect that each Director, member of staff and / or related personnel should pursue exemplary conduct in respect of ethics, roles and responsibilities of their office. The Group's directors and employees should conform with high community standards of corporate and individual behaviour, in particular:

PERSONAL BEHAVIOUR AND ACCOUNTABILITY

- a. Role and statutory responsibilities as an officer of the corporation
- b. Awareness of social responsibilities
- c. Obligations to all corporate stakeholders
- d. Honesty and fairness in dealings
- e. Pursuit of the best interests of the corporation
- f. Adherence to Group policies and practices
- g. Continuing assessment of corporate opportunity and risk
- h. Undertaking training and being informed on current commercial and business matters.

SECURITY AND CONFIDENTIALITY

- a. Boardroom confidentiality
- b. Security of corporate information
- c. Misuse of corporate information

MANAGEMENT OF PRIVATE INTERESTS

- a. Declaration of private interests including any interest in Group contracts
- b. Gratuities, gifts, and other benefits related to corporate office
- c. Potential and real conflicts of interest

COSTS TO THE CORPORATION

- a. Expenses incurred on corporation business
- b. Fringe benefits and allowances including leave and retirement allowances
- c. Sundry claimable expenses

Failure to observe high standards in relation to the foregoing will constitute grounds on which the Board of Imperial Pacific may by resolution of the directors institute such disciplinary or remedial action as it deems appropriate. This may include dismissal and/or reporting to relevant authorities.

Principle 4 Safeguard the integrity of financial reporting

The Board has in place an Audit, Compliance and Risk Management Committee which comprises two non-executive Directors, (Mr Joseph as Chairman and Mr Butel as the other party). Of these, both members are regarded as independent. Their attendance at committee meetings during the year is set out elsewhere in this Annual Report. With a Board incorporating only three personnel Imperial Pacific believes two members, rather than three, are appropriate for an entity of its nature. Imperial Pacific has further assurances in regard to financial reporting integrity because of the involvement of external auditors. Its subsidiary, Imperial Pacific Asset Management, has extensive ASIC obligations. Operating office-holders are professionally qualified in financial reporting matters. The Board has received positive written Section 295A opinions from the Chief Operating Officer and Chief Financial Officer equivalents and that such has been formed on an effective sound system of risk management and internal control in accord with the company. In relation to audit partner rotation of the company's external auditors, the Board monitors the situation in conjunction with the audit firm. The Audit, Compliance and Risk Management Committee has a formal charter. A summary is set out in the rear pages of this Annual Report.

Principle 5 Make timely and balanced disclosure

The Board aims to ensure timely, balanced and continuous disclosure to the market of all material matters concerning Imperial Pacific in accordance with the ASX continuous disclosure regime and appropriate corporate transparency. To carry out this obligation effectively the Board is both sensitive to the requirements of an informed market and it has in place a Communications Policy which encompasses a continuous disclosure policy. It seeks to keep its shareholders informed through reports to the Australian Securities Exchange, half and full-year profit disclosures, annual reports and material shareholder information announcements. While the Board is ultimately responsible for this task, the Chairman carries the immediate administrative obligation for meeting communications obligations and shareholder transparency. A summary of the Communications Policy follows:

For personal use only



IMPERIAL PACIFIC LIMITED

ABN 65 000 144 561

Corporate Governance (Continued)

The Board of Imperial Pacific firmly believes in providing quality communications to its shareholders and other stakeholders. This includes meeting the company's obligations to the Australian Securities Exchange ("ASX") in relation to Continuous Disclosure Obligations. Imperial Pacific aspires to over-deliver, rather than under-deliver information to its stakeholders. In view of this approach, Imperial Pacific meets the ASX Corporate Governance Principle No 5.

Imperial Pacific seeks to provide to its stakeholders the highest levels of communication standards by adopting the following focus:

- Shareholders are the owners of the company and are entitled to the maximum of information.
- The company will provide all regulatory documentation such as Annual Reports and other letters of advice on a consistent and timely basis
- Imperial Pacific will maintain a web site that provides information on its activities for external consumption.
- Communications will be set out in a clear way, be honest, be factual and endeavour to answer all likely queries that may arise.
- Imperial Pacific will not employ financial "spin doctors" or embellish a story.
- Annual Reports will be explanatory and will be mailed as soon as possible and sent to shareholders in a hard copy.
- Shareholders are encouraged to telephone management to discuss issues and subject to confidentiality issues, full explanations will be forthcoming.
- Imperial Pacific will announce all important and material items as soon as practicable. Where announcements may impact on other organisations, Imperial Pacific may advise that organisation on a confidential basis beforehand..

The Board of Imperial Pacific is primarily responsible for communicating matters to stakeholders. Management personnel will provide the support for the preparation and distribution of announcements. Mr Peter EJ Murray is the senior executive responsible for Imperial Pacific meeting its Continuous Disclosure obligations to the Australian Securities Exchange and any ASIC required communications.

Principle 6 Respect the rights of security holders

Imperial Pacific, as reported earlier, has a communications policy in place. This recognises the importance of effective communications with shareholders and other parties. Imperial Pacific has an informative web-site that assists shareholders in making decisions on their rights and contacting the company electronically. Furthermore, the shareholders have other formal and informal rights provided by the company's Constitution, regulatory bodies and proper public company behaviour. These rights include their entitlement to financial statements, attendance at shareholder meetings, participation by voting on the election of directors at the Annual General Meeting and on other important issues. The auditor is invited to attend the Annual General Meeting, however the board notes that auditor is professionally restricted from providing detailed financial information and is limited to discussing audit process. Shareholder meetings are conducted in an open forum with wide discussion encouraged by the Chairman.

Principle 7 Recognise and manage risk

Imperial Pacific has established policies for the recognition, oversight and management of material business risks. It does not consider it has material exposure to economic, environmental and social sustainability issues. Given the volatility of equity markets and economic conditions, especially in recent times, Imperial Pacific regards risk management as a very important issue. It does not have a formal internal audit function but has in place an Audit, Compliance and Risk Management Committee comprising two non-executive and independent directors. Risk recognition, oversight and management issues are carried out by senior personnel in conjunction with the Board, the Committee and in some cases, external professionals. The Audit, Compliance and Risk Management Committee's framework was reviewed in September prior to the completion of the Annual Report.

While the company's internal policies are considerable, the Board points out that, as a strategic holding company in financial services investing in other companies' equity, it can be difficult to monitor the behaviour of those entities, especially when weak regulatory bodies fail to examine and enforce corporate law. The Board has received positive written Section 295A assurances from the Chief Operating Officer and Chief Financial Officer equivalents. A summary of Imperial Pacific's policies on risk recognition, oversight and management follows:



IMPERIAL PACIFIC LIMITED

ABN 65 000 144 561

Corporate Governance (Continued)

Imperial Pacific believes in competent risk recognition, oversight and management. It recognises that as a strategic investment group in financial services there is some danger where the investee organisations do not provide proper business or financial reporting disclosures or does not meet competent risk management practices. For these reasons Imperial Pacific must continue to be vigilant in these procedures.

Imperial Pacific seeks, as far as practicable for an organisation in strategic investment in other companies, to undertake competent levels of risk management. These relate to its internal and external matters:

Internal Matters (Own resources)

- Imperial Pacific seeks to have a comfortable asset base in which it has no formal gearing.
- Investments must be selected carefully and generally monitored for some time before any shares are purchased.
- Imperial Pacific notes its key investee, London City, concentrates on investment opportunities where it can acquire a reasonably significant equity stake (eg 10%-20%) in a company that can be understood, has a leading position in its market, has good management and represents good investment value with attractive IRRs.
- Imperial Pacific must be available to work in with investee companies.
- Imperial Pacific must remain cost conscious.
- Surplus monies must be placed only with its trading bankers,
- Monies on Deposit and investments must take account of external advice when necessary.
- Good internal controls to be maintained, disaster recovery assessed and regulatory compliance pursued.

Other Matters (External Factors)

- Imperial Pacific must monitor economic, stock-market, industrial sector conditions and maintain close contact with existing investee companies
- Imperial Pacific must have the potential (where events prove unsatisfactory) to become active supporters of the investee company either through direct Board representation or by arms-length support.
- Imperial Pacific must maintain close contacts in various industries of interest.
- London City may seek Board representation with certain investee entities.

The Board of Imperial Pacific is primarily responsible for risk recognition, oversight and management. The Board of Imperial Pacific is assisted in its deliberations by the Audit, Compliance and Risk Management Committee (ACRM). Both the Board and the ACRM Committee are assisted by the management of Imperial Pacific. Risk Management issues must be discussed regularly. All Board meetings must be provided with full details of current investments, targeted investments and funds on deposit

Principle 8 Remunerate fairly and responsibly

Imperial Pacific has a Remuneration Committee in place. The Remuneration Committee is responsible for assessing appropriate remuneration and payment for Directors as well as for other office holders and the portfolio management service provider. The Remuneration Committee comprises two experienced non-executive directors, Mr Butel (Chairman) and Mr Joseph. Both are regarded as independent under the ASX definition. Details of their attendance at committee meetings are set out elsewhere in this Annual Report. Ultimately shareholders approve directors' fees and in 2007 a maximum payout of \$125,000 per annum was approved. Current fees are below this level and reflect the nature and size of the company.

Except for compulsory legislative obligations Imperial Pacific has no scheme for retirement benefits for non-executive directors. Furthermore, Imperial Pacific has no equity based remuneration scheme and has no requirement for policies in this regard. A summary of the Remuneration Committee Charter is set out in the rear pages of this Annual Report.

For personal use only

IMPERIAL PACIFIC LIMITED

ABN 65 000 144 561



Consolidated Income Statement for the year ended 30 June 2023

	Notes	2023 \$	2022 \$
Revenue from ordinary activities	3	395,498	343,185
Less:			
Expenses from ordinary activities	4	(351,126)	(303,006)
Share of net profit of associate accounted for by using the equity accounting method	3	68,657	718,062
Profit from ordinary activities before income tax		113,029	758,241
Income tax credit (expense)	5	-	-
Net Profit (Loss) attributable to members of Imperial Pacific Limited		113,029	758,241
Earnings per share:			
Earnings per share from profit from continuing operations attributable to the ordinary equity holders of the company.			
Basic and diluted earnings per share (Cents)	32	2.20	15.08

The accompanying notes form part of these financial statements.

IMPERIAL PACIFIC LIMITED

ABN 65 000 144 561



Consolidated Statement of Profit or Loss and Other Comprehensive Income for the year ended 30 June 2023

	<i>Notes</i>	2023 \$	2022 \$
Profit (Loss) for Year		113,029	758,241
Other Comprehensive Income (Expense)			
Items that will not be recycled through the Income Statement:			
Net Realised and Unrealised Gain (Loss) for the period on securities in the Investment Portfolio:	17	(371,826)	642,007
Total Other Comprehensive Income (Expense)		(371,826)	642,007
Total Comprehensive Income (Expense) for the year for equity holders		(258,797)	1,400,248

The accompanying notes form part of these financial statements.

IMPERIAL PACIFIC LIMITED

ABN 65 000 144 561



Consolidated Balance Sheet as at 30 June 2023

	Notes	2023 \$	2022 \$
Current assets			
Cash and cash equivalents	6	19,906	55,490
Receivables	7	157,592	72,287
Total current assets		177,498	127,777
Non-current assets			
Investment - Portfolio	10	1,115,592	1,115,914
Investment - Associated Corporation	10	7,444,291	7,894,757
Right-of-Use Asset	9	87,270	132,802
Tax Asset	8	60,000	60,000
Total non-current assets		8,707,153	9,203,473
Total assets		8,884,651	9,331,250
Current liabilities			
Trade and other payables	11	1,384,602	1,420,288
Lease Liability	12	45,791	41,715
Total current liabilities		1,430,393	1,462,003
Non Current liabilities			
Tax liabilities	13	130,000	99,000
Lease Liability	14	45,720	91,512
Total current liabilities		175,720	190,512
Total liabilities		1,606,113	1,652,515
Net assets		7,278,538	7,678,735
Equity			
Share Capital	15	3,853,990	3,679,765
Reserves	17	7,017,614	7,389,440
Retained Profits (Accumulated losses)	17	(3,593,066)	(3,390,470)
Total equity		7,278,538	7,678,735

The accompanying notes form part of these financial statements.

IMPERIAL PACIFIC LIMITED

ABN 65 000 144 561



Consolidated Statement of Changes in Equity for the Year Ended 30 June 2023

	Notes	2023 \$	2022 \$
Total Equity at the beginning of the year		7,678,735	6,436,309
Transactions with Equity holders in their capacity as equity holders:			
Contribution to new Equity, after costs		174,225	150,896
Dividends provided or paid		(315,625)	(308,717)
Total transactions with Equity holders in their capacity as equity holders:		(141,400)	(157,821)
Income and Expense for Year:			
Profit (Loss) for Year		113,029	758,241
Other Comprehensive Income for the year:			
Realised Gain on Investment disposal	17	121,934	-
Revaluation of Investment Portfolio	17	4,472,039	5,189,844
Provision for Tax on unrealised gains	17	(1,317,112)	(1,536,826)
Reduced by Deferred Tax Asset	17	-	74,909
Less:			
- Reversal of Revaluation Last Year	17	(5,185,513)	(4,396,491)
- Reversal of Deferred Tax Provision Last Year	17	1,536,826	1,310,570
		(371,826)	642,006
Total recognised income (including unrealised gains) and expenses for the Year		(400,197)	1,242,426
Total Equity at the end of the year		7,278,538	7,678,735

The accompanying notes form part of these financial statements.



Consolidated Cash Flow Statement for the year ended 30 June 2023

	Notes	2023 \$	2022 \$
Cash flows from operating activities			
Receipts from Customers (inclusive of goods and services tax)		190,637	208,363
Cash paid to suppliers and management (inclusive of goods and services tax)		(277,743)	(247,247)
Interest Received		281	30
Dividends Received		204,127	188,747
Licence Fee Rental Received		23,795	13,113
Government Grant			-
Other		10,000	98,026
Trading Investments - Purchased		-	-
Trading Investments - Sold		-	-
Net Cash provided by (used in) operating activities	31	151,097	261,032
Cash flows from investing activities			
Purchase of investments		(233,334)	(171,158)
Proceeds from sale of investments		238,722	-
Net Cash provided by (used in) investing activities		5,388	(171,158)
Cash flows from financing activities			
Receipts (Payments) - related companies		(26,789)	31,085
Repayment - related party		18,425	73,236
Reduction Lease Liability		(42,305)	(29,860)
New Equity Capital		174,225	150,896
Dividends Paid		(315,625)	(308,717)
Net Cash used in financing activities		(192,069)	(83,360)
Net increase (decrease) in cash held		(35,584)	6,514
Cash at beginning of the financial year		55,490	48,976
Cash at end of the financial year	31	19,906	55,490

The accompanying notes form part of these financial statements.



Note 1: Summary of significant accounting policies

The financial report is a general purpose financial report that has been prepared in accordance with Accounting Standards, including Australian Accounting Interpretations, other authoritative pronouncements of the Australian Accounting Standards Board and the Corporations Act 2001. International Financial Reporting Standards ("IFRS") form the basis of Australian Accounting Standards ("AASBs") adopted by the AASB. The financial report has been prepared in accordance with AIFRS (Australian Equivalents to International Financial Reporting Standards).

In this report "Group" refers to the consolidated entity and "Company" refers to the parent entity, Imperial Pacific Limited. This financial report consists of financial statements for the consolidated entity which consists of Imperial Pacific Limited and its respective subsidiaries and its equity accounted associate London City Equities Limited.

The Group has tried to adopt "Plain English" where possible to assist in information transparency.

The following is a summary of the significant accounting policies adopted by the economic entity in the preparation of the financial report. The accounting policies have been consistently applied, unless stated otherwise.

(a) Basis of Accounting

Imperial Pacific Limited is a listed public company incorporated and domiciled in Australia. It has subsidiary companies also incorporated and domiciled in Australia. The financial statements are prepared using the valuation methods described below for holdings of securities. All other items have been treated in accordance with historical cost convention.

In the application of the Company's accounting policies described above, the Directors are required to evaluate estimates and judgments that may be incorporated into the financial statements. Estimates and associated assumptions are based on historical experience and assume a reasonable expectation of future events. Actual results may differ from these estimates.

There are no estimates or judgments that have a material impact on the Company's financial results for the year ended 30 June 2023. All material financial assets are valued by reference to quoted prices and therefore no significant estimates or judgments are required in respect to their valuation. Revisions to accounting policies are recognised in the period in which the estimate is revised.

(b) Principles of Consolidation

A controlled entity is any entity controlled by Imperial Pacific Limited. Control exists where Imperial Pacific Limited has the capacity to dominate the decision-making in relation to the financial and operating policies of another entity so that the other entity operates with Imperial Pacific Limited to achieve the objectives of Imperial Pacific Limited. A list of controlled entities is contained in Note 27 to the financial statements. All inter-company balances and transactions between entities in the economic entity, including any unrealised profits or losses have been eliminated on consolidation.

Where controlled entities have entered or left the economic entity during the year, their operating results have been included from the date control was obtained or until the date control ceased.

The accounts of 40.47% owned London City Equities Limited are included by adopting the equity method of accounting (equity accounted as a 39.62% owned entity in 2022).

(c) Investments: Controlled Entities & Associates

The investments in subsidiary companies are carried at their cost of acquisition less any provision for impairment. Dividends are brought to account in the profit and loss account when they are credited or paid by the controlled entity.

London City Equities Limited is not recognised as a controlled entity because it is a company over which the group is not able to exercise control despite its 40.47% equity ownership, as one other shareholder controls a similar percentage of London City's issued capital. It is an associated company.

Investments in associated companies are recognised in the financial statements by applying the equity method of accounting.

IMPERIAL PACIFIC LIMITED

Notes to the financial statements - 30 June 2023



(d) Income Tax Expense

The income tax expense or credit for the period is the tax payable on the current period's taxable income adjusted by changes in deferred tax assets and liabilities attributable to temporary differences between the asset bases of assets and liabilities and their carrying amounts in the financial statements and to unused tax losses. Deferred tax assets and liabilities are offset as all current and deferred taxes relate to the Australian Taxation Office and can legally be settled on a net basis.

A tax provision is made for the unrealised gain or loss on Trading Portfolio securities valued at market value through the Income Statement. A tax rate of 25.0% has been adopted (25.0% in 2022).

Where non-current Investment Portfolio securities are adjusted for unrealised gains or losses at balance date in the Unrealised Revaluation Reserve an assessed deferred tax liability or asset is created to reflect the applicable tax, even though there may be no intention to dispose of those holdings. The tax sum is applied to the Unrealised Revaluation Reserve on one hand and the deferred tax liability or asset on the other.

Where the company might dispose of such securities, tax is calculated on gains made according to the particular parcels allocated to the sale for tax purposes offset against any capital losses carried forward.

Imperial Pacific Limited and its wholly-owned subsidiaries have formed an income tax consolidation group under the Tax Consolidation Regime. Imperial Pacific Limited is responsible for recognising the current and deferred tax assets and liabilities for the tax consolidated group. The tax consolidated group has entered a tax sharing agreement whereby each company in the group contributes to the income tax payable in proportion to their contribution to the net profit before tax of the consolidated group.

(e) Investments

The Company has two discrete types of investments. They are Trading Portfolio Financial Assets (Current Assets) and Investment Portfolio Financial Assets (Non-Current Assets).

All investments are initially recognised at the fair value of the consideration paid. After initial recognition, investments (classified as either Trading or Investment Portfolio) are measured at their fair value. Fair value of listed securities is determined by reference to the last sale price at the close of business at balance date. Gains on Trading Portfolio investments are recognised in the Income Statement.

Gains on Investment Portfolio securities are recognised as a separate component of equity until the investment is sold, collected or otherwise disposed of.

Dividend income is only taken to account when the right to receive a dividend is established, interest revenue being recognised on a proportional basis taking into account interest rates applicable to the financial assets.

(f) Non-Current Assets

The carrying amounts of all non-current assets other than investments are reviewed at least annually to determine whether they are in excess of their recoverable amount. If the carrying amount of a non-current asset exceeds the recoverable amount, the asset is written down to the lower value. In assessing recoverable amounts, the relevant cash flows have been discounted to their present value.

(g) Derivatives

The economic entity is from time to time exposed to fluctuations in interest rates from its activities. It is not the policy of the economic entity to use derivative financial instruments. The economic entity does not hedge its exposure to interest rate fluctuations. It has no foreign exchange exposure.

(h) Employee Entitlements

The company has no employees.

(i) Cash and cash equivalents

For cash flow statement presentation purposes, cash and cash equivalents includes cash on hand, deposits held at call with financial institutions, other short-term highly liquid investments with original maturities of three months or less that are readily convertible to known amounts of cash and which are subject to an insignificant risk of changes in value.

(j) Financial Risk issues

The economic entity has in place risk management controls supervised by the Board and the Audit, Compliance and Risk Management Committee. Risk issues are explained further in Note 19 of the financial statements.

(k) Goods and Services Tax

Revenues, expenses and assets are recognised net of the amount of associated GST, unless the GST incurred is not recoverable from the Australian Taxation Office (ATO). In this case it is recognised as part of the cost of the acquisition of the asset or as part of the expense.

Receivables and payables are stated inclusive of the amount of GST receivable or payable where invoiced. The net amount of GST recoverable from, or payable to the ATO is included with other payables in the balance sheet. Cash Flows are presented on a gross basis. The GST components of cash flows arising from investing or financing activities which are recoverable from, or payable to the ATO, are reported as operating cash flow.

For personal use only

IMPERIAL PACIFIC LIMITED

Notes to the financial statements - 30 June 2023



(l) Revenue

Interest revenue is recognised on a proportional basis taking into account the interest rates applicable to the financial assets.

Dividend revenue is recognised when the right to receive a dividend has been established. Revenues from the rendering of a service is recognised upon meeting the relevant performance obligations.

Management revenue is recognised on an accruals basis.

(m) Leases

The lease liability is measured at the present value of the lease payments still to be paid, discounted at the interest rate implicit in the lease. Lease payments included in the measurement of the lease liability include fixed lease payments less any lease incentive, amounts expected to be payable by the lessee under residual values guarantees, exercise of options and penalties for terminating the lease.

The right-of-use assets comprise the initial measurement of the corresponding lease liability, lease payments made, initial direct costs, less accumulated depreciation and impairment losses, if any.

(n) New Standards and interpretations not yet adopted.

The Australian Accounting Standards Board has issued a number of new and amended Accounting Standards and Interpretations that have mandatory application dates for future reporting periods. The reported results and position of the Company will not change on adoption of these pronouncements as they do not result in any changes to the Company's existing accounting policies. Adoption will, however, result in changes to information currently disclosed in the financial statements. The Group does not intend to adopt any of these pronouncements before their effective date.

(o) Financial Statements Approval

The financial statements were authorised for issue by the Board of Directors on 16 August 2023.

Note 2. Segmental information

During 2022/23 the economic entity acted mainly in the investment and financial services sectors in Australia.

	Investment	Financial Services	Consolidated
2023			
Revenue	\$	\$	\$
Investment /other revenue	34,391	361,107	395,498
Segment Result			
Profit (Loss) after Tax	(2,267)	115,296	113,029
Segment Assets	8,637,798	246,853	8,884,651
Segment Liabilities	(822,302)	(783,811)	(1,606,113)
Net cash inflow from operating activities	121,085	30,012	151,097
Share of net profits (losses) of equity accounted associates	68,657	-	68,657
Carrying amount of investment in Associates accounting for using the equity accounting method	7,444,291	-	7,444,291
2022			
Revenue	\$	\$	\$
Investment /other revenue	23,709	319,476	343,185
Segment Result			
Profit (Loss) after Tax	650,869	107,372	758,241
Segment Assets	9,111,787	219,463	9,331,250
Segment Liabilities	(809,144)	(843,371)	(1,652,515)
Net cash inflow from operating activities	114,603	146,429	261,032
Share of net profits (losses) of equity accounted associates	718,062	-	718,062
Carrying amount of investment in Associates accounting for using the equity accounting method	7,894,757	-	7,894,757

IMPERIAL PACIFIC LIMITED

Notes to the financial statements - 30 June 2023



	2023	2022
Note 6. Cash and Cash Equivalents	\$	\$
Cash at Bank and on Hand	19,906	55,490
	<u>19,906</u>	<u>55,490</u>

Note 7. Current assets - Receivables

Other Debtors	35,628	71,430
Amounts receivable from: (payable to) Associated Company	121,964	857
	<u>157,592</u>	<u>72,287</u>

Note 8. Non current assets - Tax

Current Tax Asset	60,000	60,000
	<u>60,000</u>	<u>60,000</u>

Note 9. Non current assets - Right-to-Use Asset

Right to Use Asset - Lease	87,270	132,802
	<u>87,270</u>	<u>132,802</u>

Note 10. Non current assets - Investment Portfolio

Investments

Shares in other corporations - Listed - at Market Value	1,097,643	1,077,221
Shares in other corporations - Unlisted - at Market Value	17,949	38,693
	<u>1,115,592</u>	<u>1,115,914</u>
Shares in associated corporation - at fair value	7,444,291	7,894,757
	<u>7,444,291</u>	<u>7,894,757</u>

Note 11. Current Liabilities - Payables

Directors or their Director Related Entities	1,247,591	1,237,028
Other Creditors	135,071	138,536
Associated Entity	1,940	44,724
	<u>1,384,602</u>	<u>1,420,288</u>

Note 12. Current Liabilities - Lease Liability

Lease Liability - Premises	45,791	41,715
----------------------------	--------	--------

Note 13. Non-Current Liabilities - Tax Liabilities

Income Tax	130,000	99,000
------------	---------	--------

Note 14. Non-Current Liabilities - Lease Liability

Lease Liability - Premises	45,720	91,512
----------------------------	--------	--------

Note 15. Share Capital

(a) Share capital	\$	\$
5,168,980 (2022: 5,049,852) fully paid ordinary shares	3,853,990	3,679,765
(b) Movement in ordinary share capital:		
Balance at beginning of accounting period	3,679,765	3,528,869
Movements during the year - Dividend Reinvestment Plan	174,225	150,896
Balance at reporting date	<u>3,853,990</u>	<u>3,679,765</u>
(c) Movement in ordinary share numbers:		
Balance at beginning of accounting period	5,049,852	4,939,474
Movements during the year - Dividend Reinvestment Plan	119,128	110,378
Balance at reporting date	<u>5,168,980</u>	<u>5,049,852</u>

(d) Ordinary Shares

Ordinary shares entitle the holder to participate in dividends and the proceeds on winding up of the company in proportion to the number and amounts paid on the shares. On a show of hands every holder of ordinary shares present at a meeting in person or by proxy, is entitled to one vote, and upon a poll is entitled to one vote.

For personal use only



Note 16. Capital Management

The Company's objective in managing capital is to continue to provide shareholders with attractive investment returns over the medium to longer term through access to investment management fee income, a steady stream of fully-franked dividends, minimum gearing and enhancement of capital invested. These goals include paying dividends that will, over time, grow faster than the rate of inflation.

The company recognises that its capital will fluctuate in accordance with market conditions and the performance of its underlying investments. It may adjust the dividends paid, issue new shares from time to time or buy-back its shares or sell assets to minimise debt.

Note 17. Reserves and retained profits

(a) Reserves - as per below

	2023	2022
	\$	\$
Realised Capital Gains Reserve	2,972,419	2,850,485
Unrealised Revaluation Reserve	4,045,195	4,538,955
	<u>7,017,614</u>	<u>7,389,440</u>

Realised Capital Gains Reserve

Balance at 1 July 2022	2,850,485	2,850,485
Realisation Gain in period - Investment Portfolio	121,934	-
Balance at 30 June 2023	<u>2,972,419</u>	<u>2,850,485</u>

Unrealised Revaluation Reserve

Balance at 1 July 2022	4,538,955	3,896,948
Add Back Previous Revaluation of Portfolio	(5,185,513)	(4,396,491)
Add Back previous Provision for Tax	1,536,826	1,310,570
Revaluation of Investment Portfolio	4,472,039	5,185,513
Less Provision for Tax on Unrealised Gains	(1,317,112)	(1,536,826)
Additional Tax Reduction due to Past Losses	-	79,241
Balance at 30 June 2023	<u>4,045,195</u>	<u>4,538,955</u>

(b) Retained Profits / (Accumulated losses)

Retained Earnings (Accumulated losses)		
- beginning of the financial year	(3,390,470)	(3,839,993)
Net gain (loss) loss attributable to members of Imperial Pacific Limited	113,029	758,241
Dividends paid	(315,625)	(308,718)
Balance at 30 June 2023	<u>(3,593,066)</u>	<u>(3,390,470)</u>

(c) Net Realised and Unrealised Gains in the Period

Realised Gain (Loss)	121,934	-
Unrealised Gain (Loss)	(493,760)	642,007
	<u>(371,826)</u>	<u>642,007</u>

(d) Nature and purpose of reserves

Realised Capital Gains Reserve

The Realised Capital Gains Reserve records gains from the sale of non-current assets. The reserve may be used for the distribution of bonus shares to shareholders and is available for the payment of cash dividends as permitted by law.

Unrealised Revaluation Reserve

The Unrealised Revaluation Reserve is used to record increments and decrements on the revaluation of non-current Investment Portfolio assets, as described in the accounting policies, adjusted to reflect the applicable deferred tax liability or asset.

IMPERIAL PACIFIC LIMITED

Notes to the financial statements - 30 June 2023



2023	2022
\$	\$

Note 18. Dividends

(a) Dividends Payable

Dividend paid - Fully Franked	14 Oct 2022	(315,616)	(308,717)
Dividend proposed - Fully Franked	14 Oct 2023	(323,061)	(315,616)

Note: The company has in place a Dividend Reinvestment Plan for the 2023 dividend.

(b) Franking credits

Franking credit tax component available for dividends in future years	385,000	415,000
Fully franked dividends possible at tax rate of 25.0% (25.0% - 2022)	1,094,000	1,245,000

Note: The above amounts represent the balance of the franking account as at the end of the financial year, adjusted for franking credits and debits arising from payment of tax liabilities and receipt of franked dividends.

Note 19. Financial instruments and risk

A. Financial instruments - fair value of financial assets and liabilities

Accounting Standards require the disclosure of fair value measurements by level of the following fair value measurement hierarchy:

Level 1 - Quoted prices in active markets for identical assets or liabilities

Level 2 - Inputs other than quoted prices included within Level 1 that are observable for the asset or liability, either directly or indirectly; and

Level 3 - Inputs for the asset or liabilities that are not based on observable market data (unobservable inputs).

2023 Allocation	Level 1	Level 2	Level 3	Total
Financial assets	\$	\$	\$	\$
Cash & cash equivalents	19,906			19,906
Receivables		157,592		157,592
Portfolio Investments	1,097,643	17,949		1,115,592
Investment - Associated Corporation		7,444,291		7,444,291
Financial liabilities				
Other creditors	1,384,602			1,384,602
2022 Allocation	Level 1	Level 2	Level 3	Total
Financial assets	\$	\$	\$	\$
Cash & cash equivalents	55,490			55,490
Receivables		72,287		72,287
Portfolio Investments	1,077,221	38,693		1,115,914
Investment - Associated Corporation		7,894,757		7,894,757
Financial liabilities				
Other creditors	1,420,288			1,420,288

B. Risk Considerations - Main factors

The Group's activities expose it to various financial risks, mainly market risk, credit risk and liquidity risk. Risk management is carried out by senior management under policies and strategies approved by the Board and the Audit, Compliance and Risk Management Committee. The Group is not directly exposed to currency risk.

(a) Market Risk

This is the risk that the fair value of future cash flows of financial instruments may fluctuate because of changes in market prices that depend on many factors, including economic conditions, corporate profitability and management competence. The group seeks to reduce market risk by adhering to the prudent investment guidelines of its board, including guidelines in respect of industry status, investee position in the industry, performance outlook, management skills and level of strategic shareholding acquired. Price and Interest Rate risk issues are shown below.

For personal use only



Note 19. Financial instruments and risk (Cont'd)

(a) (i) Price Risk

The Group is exposed to price risk in relation to equities securities and convertible loan notes. These arise from:

- Investments held by the Group and classified on the balance sheet as either Trading or Portfolio; and
- Exposure to adverse movements in equity prices which may have negative flow-on effects to the revenue derived from the management of clients' investment portfolios.

The Group is not directly exposed to commodity price risk or derivative securities risk.

Price Risk Sensitivity Analysis:

The table below summarises the pre-tax impact of both a general fall and general increase in stock-market prices on listed equity securities by 10%. The analysis is based on the assumption that the movements are spread equally over all assets in the investment and trading portfolios. It assumes no performance fees payable from managed funds.

	----- 2023 -----		----- 2022 -----	
	10.0% increase in market prices \$	10.0% decrease in market prices \$	10.0% increase in market prices \$	10.0% decrease in market prices \$
Impact on Profit (Pre tax)	17,305	(17,305)	20,019	(20,019)
Impact on Equity (Pre tax)	855,885	(855,885)	901,067	(901,067)

(a) (ii) Interest Rate Risk

This is the risk that the fair value of future cash flows of a financial instrument will fluctuate because of changes in market interest rates. At balance date the Group had money on deposit with its bankers. As such, the Group's revenues and assets are subject to interest rate risk to the extent that the cash rate might fall over any given period. Given that the Group does not have any interest bearing liabilities at balance date, however, the Board and management do not consider it necessary to hedge the group's exposure to interest rate risk.

Interest Rate Risk Sensitivity Analysis:

The table below summarises the pre-tax impact of both a decrease and an increase in interest rates by 100 basis points (1.00%). The analysis is based on the assumption that the change is based on the amounts of cash at bank and cash at year end.

	----- 2023 -----		----- 2022 -----	
	100 bps increase in Interest Rate \$	100 bps decrease in Interest Rate \$	100 bps increase in Interest Rate \$	100 bps decrease in Interest Rate \$
Impact on profit (pre-tax)	199	(199)	579	(579)

(b) Credit Risk

The credit risk on the financial assets of the entity is the risk that one party to a financial instrument may cause a financial loss for the other party by failing to discharge an obligation. This credit risk for Imperial Pacific is minimised by its policy of placing surplus funds with the company's bankers.

(b) (i) Cash and Cash Equivalents

The credit risk of the Group in relation to cash and cash equivalents in the carrying amount and any accrued unpaid interest. The average weighted maturity of the cash portfolio at any time is no greater than 90 days. The credit quality of cash deposits and equivalents can be assessed by reference to external credit ratings.

	2023	2022
Cash at bank and short-term bank deposits	\$	\$
- Credit Rating (Short) AA -	19,906	55,490

(b) (ii) Trade and sundry receivables

The credit risk of the Group in relation to trade and sundry receivables is their carrying amounts. The sums are minor and relate mainly to accrued unpaid interest and prepayments. The risk is mitigated by internal monitoring.

For personal use only



Note 19. Financial instruments and risk (Cont'd)

(c) Liquidity Risk

This risk is that experienced by an entity when it has difficulties meeting its financial obligations. The Imperial Pacific consolidated entity has no formal external borrowings, although it has temporary related party director advances of \$1,247,591 at 30 June 2023 which carry no interest and a 90 day prior repayment notice.

Imperial Pacific manages maturity balances of deposits, marketable securities and cash flows carefully. The Group's management and its Board actively review the liquidity position on a regular basis to ensure that the Group can always meet its commitments, including investment programmes.

(c) (i) Maturities of financial assets

The following table details the Group's maturity periods of its financial assets. This table has been prepared based on the fair values of financial assets as at 30 June and according to the committed deposit maturing dates. Estimates are continually evaluated and are based on historical experience and expectations which are considered reasonable.

	2023	2022
To 30 days	19,906	55,490
90 - 120 days	157,592	72,287
Long Term	8,559,883	9,010,671

(c) (ii) Maturities of financial liabilities

The following table details the Group's maturity periods of its financial liabilities. This table has been prepared based on the undiscounted cash flows of financial liabilities based on the earliest date on which the Group is liable to meet its obligations. The table includes both interest (where applicable) and principal cash flows.

	2023	2022
To 30 days	137,009	183,260
90 - 120 days	1,247,593	1,237,028
Long Term	221,511	91,512

NOTE: Of the 2023 financial liabilities due within 90 days, \$1,247,593 has been provided by a Director pending the Company concluding alternative investment scenarios that are being considered. The Director has given written assurances that the sums are interest free and subject to 90 day prior notice for repayment.

Note 20. Directors and Executives' Remuneration

(a) Names and positions held of parent entity directors and specified executives in office at any time during the financial year are:

Parent Entity Directors:

Mr P E J Murray	- Chairman
Mr D G Butel	- Director - Non-Executive
Mr L J Joseph	- Director - Non-Executive (from 28 September 2022)
Mr N E Schafer	- Director - Non-Executive (to 25 October 2022)

(b) Parent Entity Directors' Remuneration	2023				Total
	Salary, Fees & Commissions	Primary Superannuation Contributions	Post Employment	Other	
Mr P E J Murray	155,250	-	-	-	155,250
Mr D G Butel	40,000	4,200	-	-	44,200
Mr L J Joseph	20,150	2,115	-	-	22,265
Mr N E Schafer	9,616	1,010	-	-	10,626
	225,016	7,325	-	-	232,341
2022					
	Salary, Fees & Commissions	Primary Superannuation Contributions	Post Employment	Other	Total
Mr P E J Murray	91,680	-	-	-	91,680
Mr D G Butel	30,000	3,000	-	-	33,000
Mr N E Schafer	30,000	3,000	-	-	33,000
	151,680	6,000	-	-	157,680

(c) Number of Shares held by Parent Entity Directors / Specified Executives

	Balance	Received as	Options	Net change *	Balance
	1.07.22	Remuneration	Exercised		30.06.23
Mr P E J Murray	2,395,114	-	-	253,782	2,648,896
Mr D G Butel	103,880	-	-	-	103,880
Mr L J Joseph	99,636	-	-	4,258	103,894
	2,598,630	-	-	258,040	2,856,670

* Net change refers to shares purchased or sold during the financial year.



Note 20. Directors and Executives' Remuneration (Cont'd)

(d) Remuneration Practices

The company's policy for determining the nature and amount of emoluments of board members and senior executives of the company is as follows:

1. The remuneration arrangements for directors are determined by the shareholders in general meeting. From time to time the Board may submit proposals to increase the fees, which are presently have a maximum of \$125,000. The company has scope to remunerate Directors for special duties that may be requested on occasion. Mr Murray does not receive Directors Fees from the Company.
2. The company has no formal executives. In the case of Mr Murray his remuneration is based on an assessment of his experience, performance and tasks undertaken through the year where, in the main, an hourly fee of \$90 is payable, plus a share of corporate advisory fee income, if any.
3. The company has a Remuneration Committee in operation.

Note 21. Auditor's Remuneration

	2023	2022
Remuneration for audit or review of the financial reports of the parent or any entity in the economic entity	\$	\$
Cutcher & Neale - Assurance services	14,900	15,650
Remuneration for other services:		
Cutcher & Neale - Other compliance services	4,000	5,000
Total	18,900	20,650

Note: Imperial Pacific Limited's Audit, Compliance and Risk Management Committee oversees the audit relationship, including reviewing with the Board the scope of the audit and the proposed fee.

Note 22. Contingent liabilities

Directors are not aware of any contingent liabilities that may impact on the company.

Note 23. Capital and Leasing commitments

(a) Capital Expenditure Commitments

There are no material capital commitments outstanding at year end.

These commitments represent non-cancellable operating leases relating to office premises.

(b) Impact of AASB 16: Leases on the Group during the year ended 30 June 2023:

Lease liability balance at 30 June 2023	91,511
Right-of-use assets at 30 June 2023	87,270
Cost - Interest component during the year	(5,718)
Cost - Depreciation component during the year	(45,532)

Note 24. Employee entitlements

There is no pension scheme within the immediate group entities as at 30 June 2023. The company has no formal employees.

Note 25. Related Party transactions

Directors

The names of persons who were Directors of Imperial Pacific Limited at any time during the financial year were Mr P.E.J. Murray, Mr D.G. Butel, Mr N.E. Schafer and Mr.L.J. Joseph.

Each Director was also a Director of associated company London City Equities Ltd during the same period.

Remuneration

Information on remuneration of directors is disclosed in Note 20.

For personal use only

IMPERIAL PACIFIC LIMITED

Notes to the financial statements - 30 June 2023



Note 25. Related Party transactions (cont'd)

Other related parties

Aggregate amounts included in the determination of operating profit before income tax that resulted from transactions with each class of other related parties:

	2023	2022
Associated Corporation - London City Equities Limited	\$	\$
Management fee - Basic	190,637	208,363
Management - Performance Fee	136,675	-
Sale of Excelsior Capital Limited Shares to Associated Corp on 4 May 2023 at market value	157,300	-

Aggregate amounts receivable from, and (payable to), each class of other related parties at balance date:

Current payables

Director related advance - PEJ Murray - interest free - see Note 11.	1,247,591	1,237,028
--	-----------	-----------

Current receivables (liabilities)

Associated entity (intercompany balance) - interest free	121,964	857
Associated entity (intercompany balance) - interest free	(1,940)	(44,724)

Each Director also received director fee remuneration from the associated corporation, London City Equities Limited, based on \$30-40,000 each per annum.

Note 26. Group Parent Entity - Imperial Pacific Limited

The ultimate parent company is Imperial Pacific Limited (ABN 65 000 144 561) which was incorporated on 13 December 1954. Its investments in subsidiary entities are shown in the following note. The parent entity's financial statements show the following summarised amounts:

	----- Parent Entity -----	
	2023	2022
(a) Balance Sheet		
Current Assets	131,741	108,939
Non current Assets	13,349,170	13,514,585
Total Assets	13,480,911	13,623,524
Current Liabilities	(2,025,256)	(2,027,606)
Non Current Liabilities	(6,724,190)	(6,627,356)
Total Liabilities	(8,749,446)	(8,654,962)
Net Assets	4,731,465	4,968,562
(b) Shareholders Equity		
Issued Capital	3,853,990	3,679,765
Capital Profits Reserve	2,767,951	2,647,974
Unrealised Revaluation Reserve	1,860,801	2,013,743
Retained Profits (Accumulated Losses)	(3,751,277)	(3,372,920)
	4,731,465	4,968,562
(c) Profit and Loss Account		
Total Income	286,823	297,895
Total Expenses	(349,556)	(300,412)
Net Profit (Loss) Before Tax	(62,733)	(2,517)
Tax Credit (Expense)	-	-
Net Profit (Loss) after Tax	(62,733)	(2,517)

(d) Contingent Liabilities

The parent company has no known contingent liabilities.

(e) Contractual Commitments

There are no capital purchase commitments.

For personal use only

IMPERIAL PACIFIC LIMITED

Notes to the financial statements - 30 June 2023



Note 27. Investment in controlled entities

The ultimate parent company Imperial Pacific Limited has the following direct and indirect investments in subsidiary companies:

Name of Entity	Country of Incorporation	Class of shares	Equity holding		Cost of parent entity's investment	
			2023	2022	2023	2022
Imperial Pacific Asset Management Pty Limited	Australia	Ordinary Shares	100	100	1,000,000	1,000,000
Imperial Pacific Fund Managers Pty Limited	Australia	Ordinary Shares	100	100	1,700,000	1,700,000
Imperial Pacific Resources Pty Limited	Australia	Ordinary Shares	100	100	*	*

Note: Imperial Pacific Asset Management Pty Ltd and Imperial Pacific Fund Managers Pty Ltd are 100% directly controlled by Imperial Pacific Limited. Imperial Pacific Resources Pty Limited is wholly owned by Imperial Pacific Fund Managers Pty Limited.

Note 28. Investment in associate

Name of company	Ownership Interest		Consolidated carrying amount		Parent Entity carrying amount	
	2023	2022	2023	2022	2023	2022
Traded on organised markets:			\$	\$	\$	\$
London City Equities Limited (Incorporated in Australia)	40.47%	39.62%	7,444,291	7,894,757	4,007,136	3,838,501
Strategic holding company investing in shares and deposits.						
			<u>7,444,291</u>	<u>7,894,757</u>	<u>4,007,136</u>	<u>3,838,501</u>

	Consolidated carrying amount	
	2023	2022
Movements in carrying amounts of investments in associate	\$	\$
Carrying amount at the beginning of the financial year	7,894,757	6,612,248
Additional Equity Purchased	233,334	176,458
Net Increase (Reduction) in Reserves	(582,440)	550,361
Share of operating profit (loss) after income tax	68,657	718,062
Less dividends received from associates	(170,017)	(162,372)
Carrying amount at the end of the financial year	<u>7,444,291</u>	<u>7,894,757</u>
Results attributable to associate	\$	\$
Operating profits (loss) after income tax	68,657	718,062
Less dividends received	(170,017)	(162,372)
	<u>(101,360)</u>	<u>555,690</u>
Retained profits attributable at beginning of the financial year	2,110,621	1,554,931
Retained profits attributable at the end of the financial year	<u>2,009,261</u>	<u>2,110,621</u>

Reserves attributable to associate

Capital Reserves	1,357,895	1,940,335
Share of associate's contingent liabilities	Nil	Nil
Share of associate's expenditure commitments	Nil	Nil

Summary of the performance and financial position of associates

The aggregate profits, assets and liabilities of associates are:

Profits (loss) from ordinary activities after income tax	169,631	1,812,351
Assets	20,613,400	22,971,275
Liabilities	(3,147,344)	(3,849,587)
Net Assets	17,466,056	19,121,688

For personal use only

IMPERIAL PACIFIC LIMITED

Notes to the financial statements - 30 June 2023



Note 29. Economic dependency

The major business activities of the group during the year 2022/23 were the management of the London City Equities portfolio, portfolio investment, economic and research monitoring.

The 40.47% owned London City Equities at 30 June 2023 owns interests in companies in the financial services and electrical products sectors. Together with that indirect interest Imperial Pacific has its own interests in similar sectors. Accordingly the group has dependency on the financial services and electrical product sectors.

Note 30. Events occurring after balance date

The Directors have declared a fully franked dividend of 6.25 cents per share for 2023. This is not shown in the accounts. Market values of underlying securities have improved since 30 June and net worth has risen around \$300,000.

Note 31. Cash Flow Information

Reconciliation of operating profit after income tax to net cash inflow from operating activities:	2023	2022
	\$	\$
Operating Profit after Income Tax	113,029	758,241
Non cash flows in operating profit / (loss) :		
Dividend Received - Associated Company	170,017	162,372
Equity Accounted Interest in Associated Company	(68,680)	(718,062)
Depreciation	45,532	23,783
Changes in Operating Assets and Liabilities		
(Increase) Decrease in other Operating Debtors	(90,251)	(6,626)
Increase (Decrease) in other Operating Creditors	(18,550)	41,324
Net Cash used by Operating Activities	<u>151,097</u>	<u>261,032</u>
Cash Balances at Year End comprise:		
Cash at Bank and on hand (Note 6)	19,906	55,490
Balance as per Cash Flow Statement	<u>19,906</u>	<u>55,490</u>

Note 32. Earnings per share

		2023	2022
Basic and Diluted Earnings per share	Cents	2.20	15.08
(No dilution as no options in existence)			
Weighted average number of ordinary shares during the year used in the calculation of basic EPS		5,129,271	5,013,059

For personal use only



IMPERIAL PACIFIC LIMITED


ABN 65 000 144 561

Directors' Declaration

In the opinion of the Directors of Imperial Pacific Limited ("the company"):

- (a) the financial statements and notes as set out on pages 11 to 28 are in accordance with the Corporations Act 2001 including
 - a. complying with Accounting Standards, the Corporations Regulations 2001 and other mandatory professional reporting requirements; and
 - b. complying with International Accounting Standards as indicated in Note 1; and
 - c. giving a true and fair view of the Company's and consolidated entity's financial position as at 30 June 2023 and of its performance, as represented by the results of their operations, changes in equity and their cash flows, for the financial year on that date; and
- (b) there are reasonable grounds to believe that the company will be able to pay its debts as and when they become due and payable; and
- (c) the audited remuneration disclosures set out in the financial report comply with Accounting Standards AASB 124 Related Party Disclosures and the Corporations Regulations 2001; and
- (d) the Directors have been given the declarations by the effective chief executive officer and the effective chief financial officer required by Section 295A of the Corporations Act 2001.

This declaration is made in accordance with a resolution of the Board of Directors.



P. E. J. MURRAY, Director



D. G. BUTEL, Director

Sydney

Dated: 20 September 2023

For personal use only

Auditors Independence Declaration under Section 307C of the Corporations Act 2001


To the Directors of

**IMPERIAL PACIFIC LIMITED AND CONTROLLED ENTITIES
ABN 65 000 144 561**

I declare that to the best of my knowledge and belief, during the year ended 30 June 2023 there have been:

- i) no contraventions of the auditor independence requirements as set out in the Corporations Act 2001 in relation to the audit; and
- ii) no contraventions of any applicable code of professional conduct in relation to the audit.

Cutcher & Neale Assurance Pty Limited
(An authorised audit company)



N. Nancarrow
Director

NEWCASTLE WEST

14 September 2023

For personal use only

Independent Audit Report to the Members of

**IMPERIAL PACIFIC LIMITED AND CONTROLLED ENTITIES
ABN 65 000 144 561**

Report on the Audit of the Financial Report

Opinion

We have audited the financial report of Imperial Pacific Limited and Controlled Entities (the Group), which comprises the consolidated statement of financial position as at 30 June 2023, the consolidated statement of profit or loss and other comprehensive income, the consolidated statement of changes in equity and the consolidated statement of cash flows for the year then ended, and notes to the financial statements, including a summary of significant accounting policies, and the directors' declaration.

In our opinion, the accompanying financial report of Imperial Pacific Limited and Controlled Entities is in accordance with the *Corporations Act 2001*, including:

- (i) giving a true and fair view of the Group's financial position as at 30 June 2023 and of its financial performance for the year then ended; and
- (ii) complying with Australian Accounting Standards and the *Corporations Regulations 2001*.

Basis for Opinion

We conducted our audit in accordance with Australian Auditing Standards. Those standards require that we comply with relevant ethical requirements relating to audit engagements and plan and perform the audit to obtain reasonable assurance about whether the financial report is free from material misstatement. Our responsibilities under those standards are further described in the *Auditor's Responsibilities for the Audit of the Financial Report* section of our report. We are independent of the Group in accordance with the auditor independence requirements of the *Corporations Act 2001* and the ethical requirements of the Accounting Professional and Ethical Standards Board's APES 110 *Code of Ethics for Professional Accountants (including Independence Standards)* (the Code) that are relevant to our audit of the financial report in Australia. We have also fulfilled our other ethical responsibilities in accordance with the Code.

We confirm that the independence declaration required by the *Corporations Act 2001*, which has been given to the directors of the Company, would be in the same terms if given to the directors as at the time of this auditor's report.

We believe that the audit evidence we have obtained is sufficient and appropriate to provide a basis for our opinion.

For personal use only

Independent Audit Report to the Members (cont'd)

Key Audit Matters

Key audit matters are those matters that, in our professional judgement, were of most significance in our audit of the financial report for the current year. These matters were addressed in the context of our audit of the financial report as a whole, and in forming our opinion thereon, but we do not provide a separate opinion on these matters. For each matter below, our description of how our audit addressed the matter is provided in that context.

We have fulfilled our responsibilities described in the Auditor's Responsibilities for the Audit of the Financial report section of our report, including in relation to these matters. Accordingly, our audit included the performance of procedures designed to respond to our assessment of the risks of material misstatement of the financial report. The results of our audit procedures, including the procedures performed to address the matters below, provide the basis for our opinion on the accompanying financial report.

Investment Valuation

The Group's primary activity is investment in other companies and its main asset is an investment portfolio consisting primarily of listed equities, an investment in an associated company, also listed on the ASX, and cash deposits. As at 30 June 2023, the value of investments (refer to note 10 to the financial statements) amounted to \$8.560M representing 96% of total assets held by the Group.

The Group's accounting policy with respect to Controlled Entities and Associates is disclosed in note 1(c) to the financial statements.

The Group's accounting policy describes the distinction between the "Trading Portfolio" and the "Investment Portfolio" (refer to note 1(e) to the financial statements) with both asset classes recorded at fair value in accordance with Accounting Standard AASB 9 Financial Instruments.

The distinction between "Trading" and "Investment" portfolio assets can have a significant impact on the financial report as changes in market value of the former are recorded in the Income Statement and the latter within a separate reserve within equity. The classification and valuation of investments within the Investment Portfolio, and the tax effect of unrealised gains or losses, (refer to note 17(a) to the financial statements) is considered a key area of focus.

How our audit addressed this key audit matter

In obtaining sufficient audit evidence we:

- a) Assessed the classification of each investment as either Trading or Investment Portfolio assets in accordance with the Group's accounting policy
- b) Confirmed investment holdings to external confirmations
- c) Confirmed the valuation of all listed investments had been recorded to reflect the appropriate market value of the securities at balance date
- d) Evaluated the Company's assessment of fair value for possible impairment
- e) Evaluated the Company's recognition of deferred tax assets, in respect of tax losses, to reduce the tax payable in respect of the unrealised gains on the Investment Portfolio.

Newcastle 130 Parry Street Newcastle West NSW 2302 T 02 4928.8500 F 02 4926 1971 E cnmail@cutcher.com.au M PO Box 694 Newcastle NSW 2300

Sydney Suite 1102, Level 11, 20 Berry Street (PO Box 281) North Sydney NSW 2059 T 02 9923 1817

Brisbane Suite 5, 36 Agnes Street (PO Box 91) Fortitude Valley QLD 4006 T 07 3268 4944

Liability Limited by a scheme approved under Professional Standards Legislation. Cutcher & Neale Assurance Pty Ltd ABN 37 126 556 330

Independent Audit Report to the Members (cont'd)

Liquidity – Working capital deficit

At balance date the Group's current liabilities exceeded the Group's current assets by \$1,252,895. The Group has borrowed funds from a related party director and shareholder to provide short term liquidity funding. The loan payable was \$1,247,591 at balance date and was borrowed on terms of no interest and at least a 90 day repayment notice. These terms are addressed in note 19 to the financial statements with the funds being applied to fund the purchase of investments as disclosed in the Cash Flow Statement. Liquidity is considered a key focus area.

How our audit addressed this key audit matter

In obtaining sufficient audit evidence we:

- a) Reviewed Board papers and minutes of meetings of the Board of Directors addressing matters of liquidity and the terms of the loans payable
- b) Discussed the liquidity management practices with those charged with governance
- c) Reviewed documentation setting out the purpose and terms of the loans payable
- d) Reviewed the movements in the loan payable balance and verified a sample of transactions to supporting records
- e) Considered the financial position of the associated entity and have considered the liquidity of its financial assets to facilitate repayment of the loan receivable by the Group

Other Information

The directors are responsible for the other information. The other information comprises the information included in the Group's 2023 Annual Report other than the financial report and the auditor's report thereon. We obtained the Chairman's Review and Directors Report that are to be included in the Annual Report prior to the date of this auditor's report.

Our opinion on the financial report does not cover the other information and accordingly we do not express any form of assurance conclusion thereon. In connection with our audit of the financial report, our responsibility is to read the other information and, in doing so, consider whether the other information is materially inconsistent with the financial report, or our knowledge obtained in the audit or otherwise appears to be materially misstated.

If, based on the work we have performed on the other information obtained prior to the date of this auditor's report, we conclude that there is a material misstatement of this other information, we are required to report that fact. We have nothing to report in this regard.

Responsibilities of Directors for the Financial Report

The directors of the Company are responsible for the preparation of the financial report that gives a true and fair view in accordance with Australian Accounting Standards and the Corporations Act 2001 and for such internal control as the directors determine is necessary to enable the preparation of the financial report that gives a true and fair view and is free from material misstatement, whether due to fraud or error.

In preparing the financial report, the directors are responsible for assessing the Group's ability to continue as a going concern, disclosing, as applicable, matters related to going concern and using the going concern basis of accounting unless the directors either intend to liquidate the Company or to cease operations, or have no realistic alternative but to do so.

Newcastle 130 Parry Street Newcastle West NSW 2302 T 02 4928 8500 F 02 4926 1971 E cnmail@cutcher.com.au M PO Box 694 Newcastle NSW 2300

Sydney Suite 1102, Level 11, 20 Berry Street (PO Box 281) North Sydney NSW 2059 T 02 9923 1817

Brisbane Suite 5, 36 Agnes Street (PO Box 91) Fortitude Valley QLD 4006 T 07 3268 4944

Liability Limited by a scheme approved under Professional Standards Legislation. Cutcher & Neale Assurance Pty Ltd ABN 37 126 556 330

Independent Audit Report to the Members (cont'd)

Auditor's Responsibilities for the Audit of the Financial Report

Our objectives are to obtain reasonable assurance about whether the financial report as a whole is free from material misstatement, whether due to fraud or error, and to issue an auditor's report that includes our opinion. Reasonable assurance is a high level of assurance but is not a guarantee that an audit conducted in accordance with Australian Auditing Standards will always detect a material misstatement when it exists. Misstatements can arise from fraud or error and are considered material if, individually or in the aggregate, they could reasonably be expected to influence the economic decisions of users taken on the basis of the financial report.

As part of an audit in accordance with the Australian Auditing Standards, we exercise professional judgement and maintain professional scepticism throughout the audit. We also:

- Identify and assess the risks of material misstatement of the financial report, whether due to fraud or error, design and perform audit procedures responsive to those risks, and obtain audit evidence that is sufficient and appropriate to provide a basis for our opinion. The risk of not detecting a material misstatement resulting from fraud is higher than for one resulting from error, as fraud may involve collusion, forgery, intentional omissions, misrepresentations, or the override of internal control.
- Obtain an understanding of internal control relevant to the audit in order to design audit procedures that are appropriate in the circumstances, but not for the purpose of expressing an opinion on the effectiveness of the Group's internal control.
- Evaluate the appropriateness of accounting policies used and the reasonableness of accounting estimates and related disclosures made by the directors.
- Conclude on the appropriateness of the directors' use of the going concern basis of accounting and, based on the audit evidence obtained, whether a material uncertainty exists related to events or conditions that may cast significant doubt on the Group's ability to continue as a going concern. If we conclude that a material uncertainty exists, we are required to draw attention in our auditor's report to the related disclosures in the financial report or, if such disclosures are inadequate, to modify our opinion. Our conclusions are based on the audit evidence obtained up to the date of our auditor's report. However, future events or conditions may cause the Company to cease to continue as a going concern.
- Evaluate the overall presentation, structure and content of the financial report, including the disclosures, and whether the financial report represents the underlying transactions and events in a manner that achieves fair presentation.
- Obtain sufficient appropriate audit evidence regarding the financial information of the entities or business activities with the Group to express an opinion on the financial report. We are responsible for the direction, supervision and performance of the Group audit. We remain solely responsible for our audit opinion.

We communicate with the directors regarding, among other matters, the planned scope and timing of the audit and significant audit findings, including any significant deficiencies in internal control that we identify during our audit.

Newcastle 130 Parry Street Newcastle West NSW 2302 T 02 4928.8500 F 02 4926 1971 E cnmail@cutcher.com.au M PO Box 694 Newcastle NSW 2300

Sydney Suite 1102, Level 11, 20 Berry Street (PO Box 281) North Sydney NSW 2059 T 02 9923 1817

Brisbane Suite 5, 36 Agnes Street (PO Box 91) Fortitude Valley QLD 4006 T 07 3268 4944

Liability Limited by a scheme approved under Professional Standards Legislation. Cutcher & Neale Assurance Pty Ltd. ABN 37 126 556 330

Independent Audit Report to the Members (cont'd)

We also provide the directors with a statement that we have complied with relevant ethical requirements regarding independence, and to communicate with them all relationships and other matters that may reasonably be thought to bear on our independence, and where applicable, actions taken to eliminate threats or safeguards applied.

From the matters communicated with the directors, we determine those matters that were of most significance in the audit of the financial report of the current period and are therefore the key audit matters. We describe these matters in our auditor's report unless law or regulation precludes public disclosure about the matter or when, in extremely rare circumstances, we determine that a matter should not be communicated in our report because the adverse consequences of doing so would reasonably be expected to outweigh the public interest benefits of such communication.

Report on the Audit of the Remuneration Report


Opinion on the Remuneration report

We have audited the Remuneration Report included in the Directors' Report for the year ended 30 June 2023. In our opinion, the Remuneration Report of Imperial Pacific Limited for the year ended 30 June 2023, complies with section 300A of the Corporations Act 2001.

Responsibilities

The directors of the Company are responsible for the preparation and presentation of the Remuneration Report in accordance with section 300A of the Corporations Act 2001. Our responsibility is to express an opinion on the Remuneration Report, based on our audit conducted in accordance with Australian Auditing Standards.

Cutcher & Neale Assurance Pty Limited
(An authorised audit company)



N. Nancarrow
Director

NEWCASTLE WEST

21 September 2023

Newcastle 130 Parry Street Newcastle West NSW 2302 T 02 4928 8500 F 02 4926 1971 E cnmail@cutcher.com.au M PO Box 694 Newcastle NSW 2300

Sydney Suite 1102, Level 11, 20 Berry Street (PO Box 281) North Sydney NSW 2059 T 02 9923 1817

Brisbane Suite 5, 36 Agnes Street (PO Box 91) Fortitude Valley QLD 4006 T 07 3268 4944

Liability Limited by a scheme approved under Professional Standards Legislation. Cutcher & Neale Assurance Pty Ltd ABN 37 126 556 330



IMPERIAL PACIFIC LIMITED

ABN 65 000 144 561

Corporate Governance Charters - 2023

A – The Board Charter of Imperial Pacific Limited

The Board of Imperial Pacific Limited (“Imperial Pacific”) recognises that formal and informal responsibilities and tasks are established in the company’s Constitution, in legislation and in regulatory requirements.

The purpose of this Charter is to provide a structural framework to give the Board of Imperial Pacific direction and authority over non contractual, legislative or regulatory responsibilities and duties.

Terms of Reference

Complementary to contractual, legislative or regulatory responsibilities, the Board’s responsibilities shall include the following:

- Recognising that Imperial Pacific is foremost a business entity.
- Considering and approving corporate strategies and policies, reviewing and approving business plans and major items of expenditure and reviewing and approving financial statements and their presentation to shareholders
- Monitoring and utilising bodies such as the Audit, Compliance and Risk Management Committee and the Remuneration Committee, ensuring that the company has in place a reporting system which enables it to address the compliance and risk management responsibilities of the business carried out by Imperial Pacific.
- Assessing management, including the appointment of executives to the organisation, including the Company Secretary and examining corporate and executive performance.
- Considering Board appointments
- Reviewing from time to time the compliance undertaken by the company’s portfolio manager subsidiary, Imperial Pacific Asset Management Pty Limited.

Membership

The membership of the Board is determined by the Constitution and “shall be not less than 3 or more than 5”. One-third of (non-executive) Directors must retire from office each year. They may seek re-election. From time to time the Board may consider it appropriate to appoint a new member (or members) to the Board. Personnel considered for selection shall be chosen in the first place on the basis of their requisite business, financial and communications skills. Assessments will then be made as to their suitability for the role in the light of other characteristics including diversity of skills and background, diversity of gender, potential conflicts of interest, personality, costs, availability and the ability to conform to a small company operation such as that of Imperial Pacific. (Independence (as defined by ASX Corporate Governance statements) is not considered an important characteristic for Imperial Pacific. Induction of new Board members is to incorporate detailed explanations of operational matters and assurances as to meeting competent business practices.

Imperial Pacific supports the principle of diversity of skills, background and gender in relation to board membership, management composure and commercial activity. Directors should pursue relevant research and investment presentations to enhance professional development. It will adopt as far as practicable for a company of the size and business activity of Imperial Pacific such a policy in these matters.

Meetings

The Board proposes to meet a minimum of four times each year. Additional meetings may be initiated by a Director or through requests from senior management.

External Reporting

The Board recognises its legislative and regulatory obligations to report financial and other events to its owners, the shareholders, on a continuous disclosure basis and to comply with other regulatory obligations such as those of ASIC and ATO and to undertake scrutiny and re-election at Shareholder Meetings.

Other Duties and Responsibilities

In addition to its formal legislative and regulatory obligations, the Board’s responsibilities include the following:

Planning and Decision making

- Considering and approving corporate strategies and policies;
- Reviewing and approving business plans and major items of expenditure
- Assessing and deciding upon Investment opportunities.
- Assessing and deciding upon capital adequacy, gearing ratios and conservative placement of surplus monies on deposit.

For personal use only

Board Charter (Cont'd)**Monitoring**

- Meeting regularly, formally and informally
- Monitoring the company's performance and its capital and funding adequacy.
- Creating, monitoring and utilising the Audit, Compliance and Risk Management Committee;
- Ensuring that the company has in place a reporting system which enables it to address the reporting, compliance and risk management responsibilities of the business carried out by Imperial Pacific.
- Reviewing from time to time the compliance undertaken by the company's portfolio manager subsidiary, Imperial Pacific Asset Management Pty Limited.

Reporting

- Ensuring that the company has in place a reporting system which enables it to produce effective, accurate and responsible financial reporting to the shareholders and other parties, including ASIC, ASX and ATO.
- Assessing Section 295A declarations by the CEO and the CFO.
- Reviewing and approving final financial statements and their presentation to shareholders.
- Maintaining open dialogue with all shareholders, especially at the Shareholder Meetings.

Management

- Assessing the need for additional or amended management personnel.
- Examining corporate and executive performance.
- Selecting and appointing executives to the organisation.
- Delegating the task of managing the corporation to executive management, namely:
 - Creating structure of command and responsibilities
 - Day-to-day management of resources
 - Payments of accounts and receipt of monies
 - Recording of transactions
 - Preparation and presentation of investment proposals, updates on existing and potential investments to the Board and via Imperial Pacific Asset Management Pty Limited to portfolio clients
 - Preparation and presentation of various Board reports, agenda and minutes.
- Creating, monitoring and utilising the Remuneration Committee;

Liaison with Management

- The Board is ultimately responsible for the success of the entity and although it undertakes top level strategic planning and decision making for the entity, any Director is entitled to examine and if necessary, audit, any aspect of the company's operations or its management.

Codes of Conduct, Securities Dealings

- Considering and establishing codes of conduct about Director and personnel behaviour.
- Considering and establishing principles in relation to dealing in securities by Directors and company personnel, including Embargo Lists

Other

Any Director has the right, with Board approval, to seek independent professional advice where this is reasonably required for fulfilment of the responsibilities set out in this Charter.

B – The Audit, Compliance and Risk Management Committee Charter (Summary)

The Audit, Compliance and Risk Management ("ACRM") Committee's activities are directed towards satisfaction of Principles 4 and 7 of the ASX Corporate Governance Principles..

Terms of Reference

The primary function of the ACRM Committee is to assist the Board of Imperial Pacific Limited ("Imperial Pacific") in fulfilling its governance responsibilities in the following areas of Audit, Compliance and Risk Management:

A. Audit

- a. Articulation of the guiding principles to be adopted by the external auditors;
- b. Consideration of operating functions that will ensure adequate internal controls and financial reporting systems are in place.

B. Compliance

- c. Consideration of operating functions that will provide adequate compliance with all relevant statutory and regulatory requirements and community obligations.

ACRM Charter (Summary) (Cont'd)

C. Risk Management

- d. Appropriate consideration of operating functions that will provide adequate protection of the company's tangible and intangible assets by acceptable management of risk;

Membership

The membership of the ACRM Committee will be determined from time to time by the Board and comprise at least two non-executive members of the Board appointed by the Board on the basis of requisite business, financial and communications skills. The Board appoints the Chairman of the Committee. The Chairman presides over the meetings of the Committee and reports, as necessary, its actions and recommendations to the Board. The company's personnel may be invited to attend meetings. The Chairman may call special meetings of the Committee in addition to those regularly scheduled and may request the attendance of staff and / or external auditors. A Secretary of the Committee may be appointed to facilitate administrative functions including the preparation and circulation of notices of meetings and agendas, and the recording of minutes.

Meetings

The ACRM Committee shall meet a minimum of two times during each year. Additional meetings are held at the discretion of the Committee Chairman or by direction of the Board. Agendas and minutes shall be prepared in relation to the meetings.

Reporting to the Board

The outcomes of the Committee's deliberations are to be reported to the Board as soon as possible after each meeting of the Committee. The minutes of these meetings are to be circulated to the Board.

Specific Duties and Responsibilities

The Committee is given responsibility for considering and advising Board on the following six areas:

One - Internal Controls and Procedures

- Ensuring through regular reviews that adequate procedures are in place to safeguard the company's assets provide informative financial statements and reports.
- Reviewing internal audit reports.
- Seeking to ensure that a system is in place to monitor legislative changes and current developments in accounting standards that might impact on the company.
- Assessing Section 295A declarations by the CEO and the CFO.

Two - External Audit

- Discussing with the external auditors the scope and extent of the half yearly and full year financial audits
- Reviewing and discussing findings of the external auditors and advising the Board of any issues of concern.

Three - Published Financial Statements

- Ensuring that systems are in place to allow the annual report statements to reflect properly the financial condition of the company and comply with ASX listing and other regulatory requirements

Four - Compliance

- Ensuring that the company has in place a reporting system which advises the Board periodically and addresses the compliance obligations of a public listed company such as Imperial Pacific.
- Reviewing from time to time the appropriateness of, and compliance action taken, by the company in maximising compliance obligations.
- Reviewing from time to time the compliance undertaken by the company's portfolio manager, Imperial Pacific Asset Management Pty Limited.

Five - Risk Management

- Ensuring that the company has in place a system which addresses risk recognition, oversight and management and reports as appropriate to the Board.
- Reviewing from time to time the appropriateness of, and risk management action taken by the company in maximising risk management protection.

Six - Special Assignments

- Subject to Board approval, doing such other things as are necessary or prudent to fulfil the responsibilities of the Committee.
- Undertaking other related activities referred to the ACRM Committee by the Board.

General

The ACRM Committee has the right at all times to obtain from all levels of management such information as is necessary to fulfil the responsibilities set out in this Charter. The Committee has the right, with Board approval, to seek independent professional advice where this is reasonably required for fulfilment of the responsibilities set out in this Charter.

C – The Remuneration Committee Charter (Summary)

The Remuneration Committee's activities are directed towards satisfaction of Principle 1 of the ASX Corporate Governance Principles. The primary function of the Remuneration Committee is to assist the Board of Imperial Pacific Equities Limited ("Imperial Pacific") in fulfilling its governance responsibilities in the following area:

Establishing the guiding principles and the actual approval process to be adopted in the payment of sums of remuneration (or applicable financial arrangements) for any Director, or employee of the organisation or related party such as a portfolio management service provider.

The membership of the Remuneration Committee will be determined from time to time by the Board and comprise two non-executive members of the Board appointed by the Board on the basis of requisite business, financial and communications skills. The Board appoints the Chairman of the Committee. The Chairman presides over the meetings of the Committee and reports, as necessary, its actions and recommendations to the Board. The company's personnel may be invited to attend meetings.

The Chairman may call special meetings of the Committee in addition to those regularly scheduled and may request the attendance of staff. A Secretary of the Committee may be appointed to facilitate administrative functions including the preparation and circulation of notices of meetings and agendas, and the recording of minutes.

The Remuneration Committee shall meet as required, expected to be not less than twice per year. Additional meetings are held at the discretion of the Committee Chairman or by direction of the Board. Agendas and minutes shall be prepared in relation to the meetings. The outcomes of the Committee's deliberations are to be reported to the Board as soon as possible after each meeting of the Committee. The minutes of these meetings are to be circulated to the Board.

The Committee is given responsibility for considering and advising Board on the following three areas:

One - The Board - Establishing the guiding principles and the actual approval process to be adopted in the payment of sums of remuneration (or applicable financial arrangements) for members of the Board, predominantly directors fees, examining comparative sums payable in the marketplace for similar services and ensuring proper compliance is undertaken for shareholder approval.

Two – Management - Establishing the guiding principles and the actual approval process to be adopted in the payment of sums of remuneration (or applicable financial arrangements) for executive management and examining comparative sums payable in the marketplace for similar services.

Three - Service Provider – Assessing and monitoring the payment of administration and management fees to service provider, Moorgate Pacific Corporate Services (associated with Mr PEJ Murray).

The Remuneration Committee has the right at all times to obtain from management such information as is necessary to fulfil the responsibilities set out in this Charter

For personal use only

IMPERIAL PACIFIC LIMITED



Additional Information - Australian Securities Exchange Limited

Distribution of Equity Securities as at 7 September 2023

194 Shareholders held Ordinary Shares

The number of holders in the following categories are:-

1 - 1,000	78
1,001 - 5,000	53
5,001 - 10,000	11
10,001 - 100,000	37
100,001 and over	6
	185

There were 27 shareholders with a non-marketable parcel of shares.

Substantial Shareholders - 7 September 2023

Shares in which a relevant interest could be held

P.E.J.Murray and related parties	2,648,896
J.C.Plummer	1,000,922

Twenty Largest Shareholders as at 7 September 2023

The names of the 20 largest shareholders are:-

Name	Shares Held	Percent of Issued Cap.	
P.E.J. Murray	2,606,946	50.4%	1
J.C. Plummer	1,000,922	19.4%	2
The Newcastle Exchange Pty Limited	200,000	3.9%	3
C.F. Moore	145,197	2.8%	4
L.J. Joseph	103,894	2.0%	5
Sympsur Pty Limited	73,084	1.4%	6
Bond Street Custodians Limited	58,880	1.1%	7
Perpetual Corporate Trust Ltd	50,001	1.0%	8
D.G. Butel	45,000	0.9%	9
C.D. Murphy	43,400	0.8%	10
D. Murray	39,840	0.8%	11
C.D. & G.H. Amor	39,000	0.8%	12
Capel Court Corporation Pty Limited	37,450	0.7%	13
Saddington's Holdings Pty Limited	28,428	0.5%	14
M.C. Eckford	26,076	0.5%	15
P.H. Eckford	26,075	0.5%	16
D. Laughlin	26,075	0.5%	17
J.J.M. Eckford	26,075	0.5%	18
Minton Consulting Pty Limited	22,506	0.4%	19
H.M. Jarvie	21,509	0.4%	20
	4,620,358	89.4%	
Percentage of capital held by top twenty:		89.4%	

Voting

Voting Rights are one vote per share held.

Service Agreements

There is no Contingent Liability for this company and its subsidiaries for the termination of benefits under service agreements as at the date of this report.

For personal use only

History – Imperial Pacific Group



1936 - Arrangements finalised by the Murphy family of New Zealand establishing a clay pipe factory at Belmont, Newcastle. Company to be the first manufacturer in Australia of de-aired clay pipes.

1937 - Northern Stoneware Pipe Pty Limited formed on 13 January 1937. The first Chairman was Mr R J Murphy. No.1 and No.2 kilns built and put into operation. Sales expanded to cover eventually most of NSW.

1954 – Belmont Stoneware Pipe Holdings Limited became group holding company and was listed on the Sydney Stock Exchange with Mr L E Thompson (Chairman) and Mr H C Eckford (Managing Director).

1979 - Clay pipe operations ceased and trading wound down. Shareholders funds fell to \$99,034.

1980 - Mr R.W. Jarvie joins Board. Name changed to Belmont Holdings Limited to reflect Board changes and redirection of the group towards investment banking. Mr P E J Murray appointed Chairman. Bonus Share Issue of 1 for 1.

1982 and 1983 - Strategic 15% shareholding in Dickson & Johnson Holdings Limited acquired. Formal offer made for Dickson & Johnson resulting in a sale for a large gain.

1984 and 1985 - Bonus Share Issue of 1 for 2. Belmont site re-developed with a local builder and sold.

1986 - Shareholders funds pass \$1.0 million. Strategic shareholdings increased. UK investments acquired.

1987 - Bonus share issue of 1 for 5 and a rights issue of 1 for 3. London City Equities floated as an associated listed company. Earnings and assets reach record levels.

1988 and 1989 - \$12 million offer made for J C Ludowici & Son. Rights Issue of 1 for 2. J C Ludowici shareholding sold for significant gain in 1989

1990 - Shareholding in London City increased to 32.1% and it increases its shareholding in UK Towles Plc to 40.2%

1991 - Camelot Resources Limited joins Imperial Pacific.

1993 – London City shareholding increased to 42.1% and Camelot Resources to 19%. Dividend of 7.5 cents a share.

1995 – London City's bid for Towles completed and new local management installed. Camelot grows, based in Perth.

1996 - Camelot Resources holding sold for a profit of \$1.0 million. London City share issue results in it becoming a 51% owned subsidiary. Takeover made for Gearhart Australia. Towles moves into losses.

1997 - Gearhart shareholding sold for a good profit. Towles in serious state and London City sponsors appointment of receiver to Towles on 26 May 97.

1999 - Group in recovery mode. Some funds and properties returned to group from UK. Camden land on way to re-zoning. Successful holding by London City in Holyman.

2000 – 2002 - London City reconstructed. Agreement reached granting an option to major home-builder to purchase Camden land for over \$8.0 million.

2004 – 2005 - Spring Farm property sold for \$8.9 million. London City acquires and accepts offer for 19% of Prudential Investment company. Spring Farm proceeds received. London City acquires 13.4% of CCI Holdings Limited. AFS Licence approved.

2006 – AFS Licence of Imperial Pacific Asset Management activated and its key client turns in a successful year. London City now owns 15.1% of CCI Holdings Limited.

2007 – 2009 - London City sells its CCI holding via a merger of CCI with Bureau Veritas of France. Record earnings and assets. Invests in MainstreamBPO. London City acquires 9% cornerstone investment in Penrice Soda Holdings Limited.

2010 - 2020 – Focus on key investments, especially London City portfolio and troubled Penrice. Belmont Holdings changes name to Imperial Pacific Limited. MainstreamBPO and Tasmania Mines exited. Research continues. Assets in major growth phase. Dividend up.

2021-2022 – Net Worth continues through rights issues and growth performances by London City, Fiducian Group and Excelsior Capital. Court action regarding Ernst & Young, auditors of Penrice, ceases with a confidential settlement.

2023 – Quieter year as interest rates rise significantly. Portfolio values fell accordingly yet the two key group investments reported good results for the financial year, coupled with higher dividend payouts.