For personal use only

WA RESOURCES LTD

WEST ARUNTA PROJECT

CANACCORD GENUITY LATAM NATURAL RESOURCES CONFERENCE

SEPTEMBER 2023

IMPORTANT NOTICES AND DISCLAIMER

For personal use only

Nature of Document: This presentation has been prepared and issued by WA1 Resources Ltd (WA1, the Company) to provide general information about the Company. The information in this document is in summary form and should not be relied upon as a complete and accurate representation of any matters that a reader should consider in evaluating the Company. While management has taken every effort to ensure the accuracy of the material in this presentation, the Company and its advisers have not verified the accuracy or completeness of the material contained in this presentation.

Forward-Looking Statements: This presentation contains forward-looking information about the Company and its operations. In certain cases, forward-looking information may be identified by such terms as "anticipates", "believes", “should”, "could", "estimates", “target”, “likely”, “plan”, "expects", "may", “intend”, "shall", "will", or "would". These statements are based on information currently available to the Company and the Company provides no assurance that actual results will meet management's expectations. Forward-looking statements are subject to risk factors associated with the Company’s business, many of which are beyond the control of the Company. It is believed that the expectations reflected in these statements are reasonable but they may be affected by a variety of variables and changes in underlying assumptions which could cause actual results or trends to differ materially from those expressed or implied in such statements. There can be no assurance that actual outcomes will not differ materially from these statements.

Disclaimer: No representation or warranty, express or implied, is made by the Company that the material contained in this presentation will be achieved or proved correct. Except for statutory liability which cannot be excluded, each of the Company, its directors, officers, employees, advisors and agents expressly disclaims any responsibility for the accuracy, fairness, sufficiency or completeness of the material contained in this presentation and excludes all liability whatsoever (including in negligence) for any loss or damage which may be suffered by any person as a consequence of any information in this presentation or any effort or omission therefrom. The Company will not update or keep current the information contained in this presentation or to correct any inaccuracy or omission which may become apparent, or to furnish any person with any further information. Any opinions expressed in the presentation are subject to change without notice.

Not an offer: This presentation and its contents are not an invitation, offer, solicitation or recommendation with respect to the purchase or sale of any securities in the Company in any jurisdiction and must not be distributed, transmitted, or viewed by any person in any jurisdiction where the distribution, transmission or viewing of this document would be unlawful under the securities or other laws of that or any other jurisdiction. This presentation is not a prospectus or any other offering document under Australian law (and will not be lodged with the Australian Securities and Investments Commission) or any other law.

All currency amounts are in Australian dollars unless specified otherwise.

Not financial product advice: Neither the Company nor any of its related bodies corporate is licensed to provide financial product advice in respect of the Company's securities or any other financial products. You should not act and refrain from acting in reliance on this presentation. Nothing contained in this presentation constitutes investment, legal, tax or other advice. This presentation does not take into account the individual investment objectives, financial situation and particular needs of Company shareholders. Before making a decision to invest in the Company at any time, you should conduct, with the assistance of your broker or other financial or professional adviser, your own investigation in light of your particular investment needs, objectives and financial circumstances and perform your own analysis of the Company before making any investment decision.

Competent Person Statement: The information in this presentation that relates to Exploration Results is based on information compiled by Ms. Stephanie Wray who is a Member of the Australian Institute of Geoscientists. Ms. Wray is a full-time employee of WA1 Resources Ltd and has sufficient experience which is relevant to the style of mineralisation under consideration to qualify as a Competent Person as defined in the 2012 Edition of the “Australian Code for Reporting of Exploration Results, Mineral Resources and Ore Reserves”. Ms. Wray consents to the inclusion in the presentation of the matters based on his information in the form and context in which it appears.

The information in this document that relates to mineralogical and metallurgical test work is based on, and fairly represents, information and supporting documentation reviewed by Mr Peter Adamini, BSc (Mineral Science and Chemistry), who is a Member of The Australasian Institute of Mining and Metallurgy (AusIMM). Mr Adamini is a full-time employee of Independent Metallurgical Operations Pty Ltd, who has been engaged by WA1 Resources Limited to provide metallurgical consulting services. Mr Adamini has approved and consented to the inclusion in this document of the matters based on his information in the form and context in which it appears

This presentation incorporates the results from exploration contained in WA1’s ASX Announcements up until 28 August 2023. The Company confirms that it is not aware of any new information or data that materially affects the information included in these releases. All material assumptions and technical parameters underpinning these releases continues to apply and has not materially changed.

Authorisation Statement This presentation is authorised for market release by WA1’s Board of Directors.

GLOBALLY SIGNIFICANT NIOBIUM DISCOVERY IN AUSTRALIA

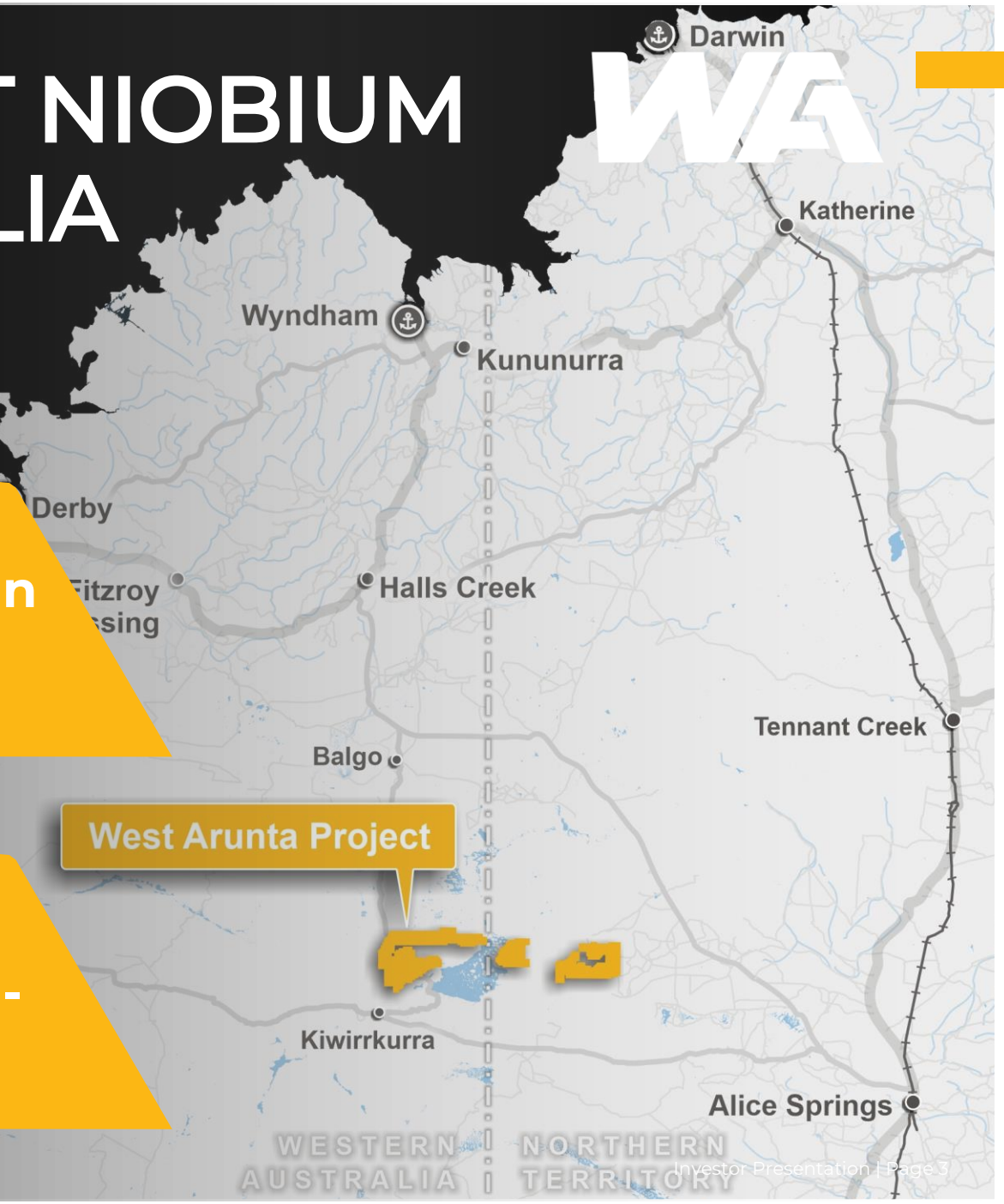

High-grade niobium discoveries in a world-class mining jurisdiction

Advancing a critical mineral project in the concentrated, high-value, niobium market

CORPORATE SNAPSHOT

For personal use only

CAPITAL STRUCTURE

SHARE PRICE (26 SEPTEMBER 2023)	A$5.45
SHARES ON ISSUE	56.3M
OPTIONS[1] AND PERFORMANCE RIGHTS	4.3M
MARKET CAPITALISATION (UNDILUTED)	A$306.8M
CASH (PROFORMA - INC. TRANCHE 1 PLACEMENT)[2]	A$29.2M
ENTERPRISE VALUE	A$277.6M

SHARE PRICE (ASX: WA1)

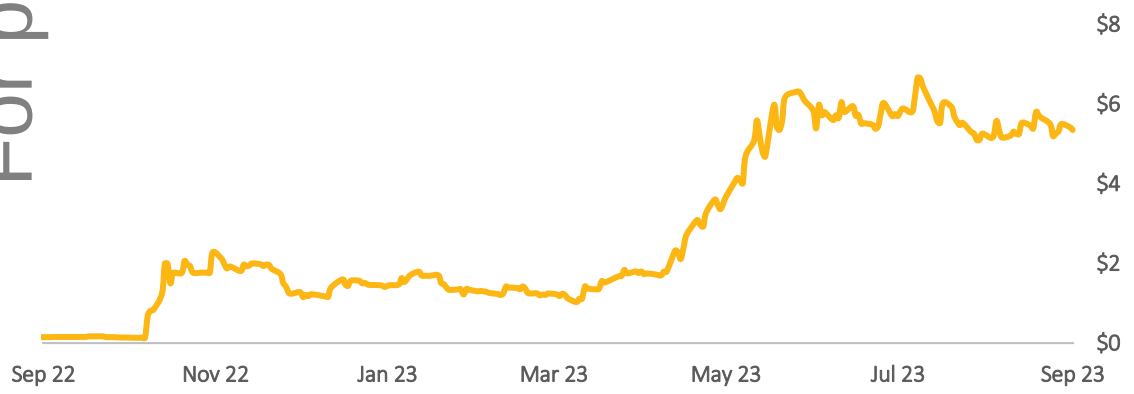

REGISTER COMPOSITION

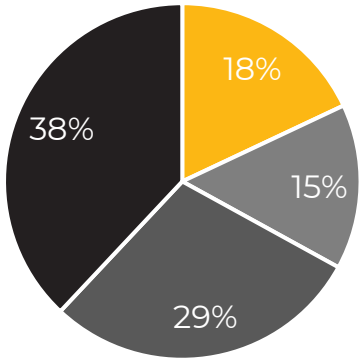

- BOARD AND MANAGEMENT
- TALI RESOURCES
- INSTITUTIONS AND HIGH NET WORTH INDIVIDUALS
- OTHER INVESTORS

BOARD OF DIRECTORS

GARY LETHRIDGE
Non-Executive Chairperson

PAUL SAVICH
Managing Director

TOM LYONS
Executive Director

RHYS BRADLEY
Non-Executive Director and Co. Sec

1. Exercise price of $0.30 per share
2. Amount includes cash balance at 30 June 2023 per Quarterly cashflow statement and $12.2m Tranche 1 Placement proceeds as announced on 1 September 2023- excludes Tranche 2 amounts subject to shareholder approval

LEADERSHIP TEAM

BOARD OF DIRECTORS

Gary Lethridge, Chairperson

- Significant corporate experience from discovery to production
- Ex-Jubilee Mines executive ($3.1b takeover by Xstrata)

Paul Savich, Managing Director

- Diverse experience from project generation to FEED
- Previously at Metaliko/Echo ($4m Bronzewing acquisition, $300m takeover by Northern Star Resources)

Tom Lyons, Executive Technical Director

- International experience advancing projects from exploration to advanced studies and permitting
- A founder of the West Arunta Project with 10 years of experience in the region

Rhys Bradley, Non-Executive Director & Company Secretary

- Extensive capital markets experience and global investor relationships
- ESG and compliance professional currently Chief Commercial Officer at Agrimin

KEY CONSULTANTS

rsc
PRIMERO
BOTANICA CONSULTING
Resource Potentials Mineral Exploration Technologies
imo EVERYTHING METALLURGY Since 1998
Stantec

SENIOR MANAGEMENT

Lucas Stanfield, Project Manager

- Experienced mining engineer with more than two decades of experience in mine development and project management, specialising in mineral-rich carbonatites
- Previously Chief Development Officer at ASX listed Peak Resources and Chief Operating Officer at Mining Plus

Andrew Dunn, Geology Manager

- Experience ranging from exploration to grassroots to brownfield exploration across a variety of commodities
- Previously Exploration Manager at ASX listed lithium explorer Essential Metals

Stephanie Wray, Exploration Manager

- Planned and executed WA1's maiden drill program and has overseen the growth of WA1's geological capabilities to enable rapid project advancement
- Ex-Gold Fields with substantial resource definition experience

Lahiru Basnayaka, Senior Metallurgist

- Metallurgical expert who has developed flotation schemes for pyrochlore and other mineral beneficiation
- Previously Project Metallurgist at Lynas Rare Earths and Globe Metals & Mining

Tom Hunter, General Manager Corporate & Finance

- Chartered Accountant with 15+ years professional and corporate experience across a diverse industry base
- Extensive experience in company financing, corporate and commercial management

Gustavo Macedo, Niobium Marketing Advisor

- Over 20 years' experience in the niobium industry, responsible for sales, marketing and market development
- Previously Managing Director of CBMM Europe, prior to this General Manager CBMM Asia

For personal use only

Two exceptionally high-grade discoveries of a critical mineral

WEST ARUNTA PROJECT

For personal use only

- Located in Western Australia, one of the world's pre-eminent mining jurisdictions
- The West Arunta Project comprises **two mineralised carbonatites discoveries** in the maiden 2022 drill program
  - **Luni Carbonatite** – over 20,000m now drilled
  - **P2 Carbonatite** – significant interpreted 2.5km x 1.0km intrusion tested by only four holes
- Key access via the Mid-State Highway - 1,300km to Port Hedland and 800km to Alice Springs
- 2022 drill program followed several years of pre-drill targeting and tested large gravity (+/- magnetic) anomalies for their potential to host significant mineralised systems
- Regional geological modelling and interpretation underpinning expansion of tenure into the Northern Territory
- **Tenement package now spans over 6,400km²**

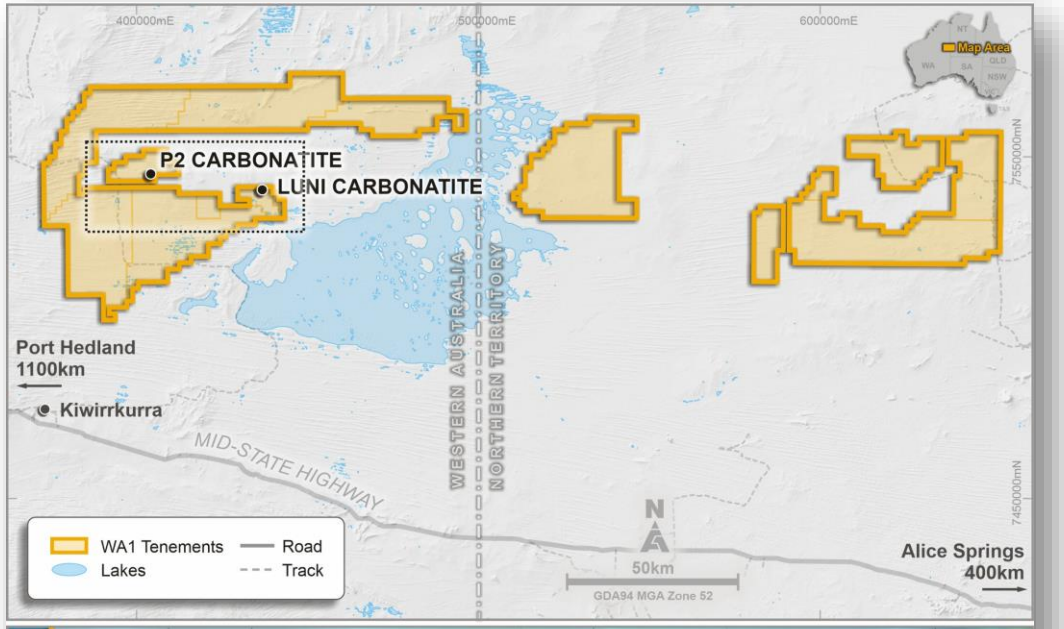

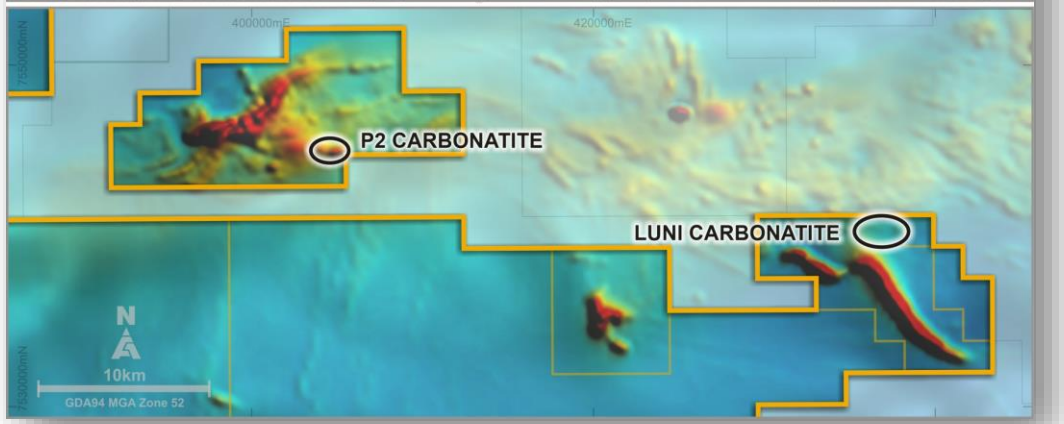

WA1 TENURE MAP IN THE WEST ARUNTA

Figure details: West Arunta tenure map with magnetics

THE ANATOMY OF A CARBONATITE

For personal use only

- Formed from deep mantle-derived magmatic intrusion
- Defined by their composition, being rich in carbonate minerals and often occurring as plugs within intrusive complexes, or as dykes, sills, breccias or veins
- May be mineralised with **niobium, REE, phosphorus, tantalum, scandium and titanium** among other elements
- Carbonatites are geologically scarce with global examples including Araxá, Bayan Obo, Mt. Weld, Mountain Pass and Phalaborwa
- Approximately **600 carbonatites have been discovered globally**[2] and **10% have been mined**[3]

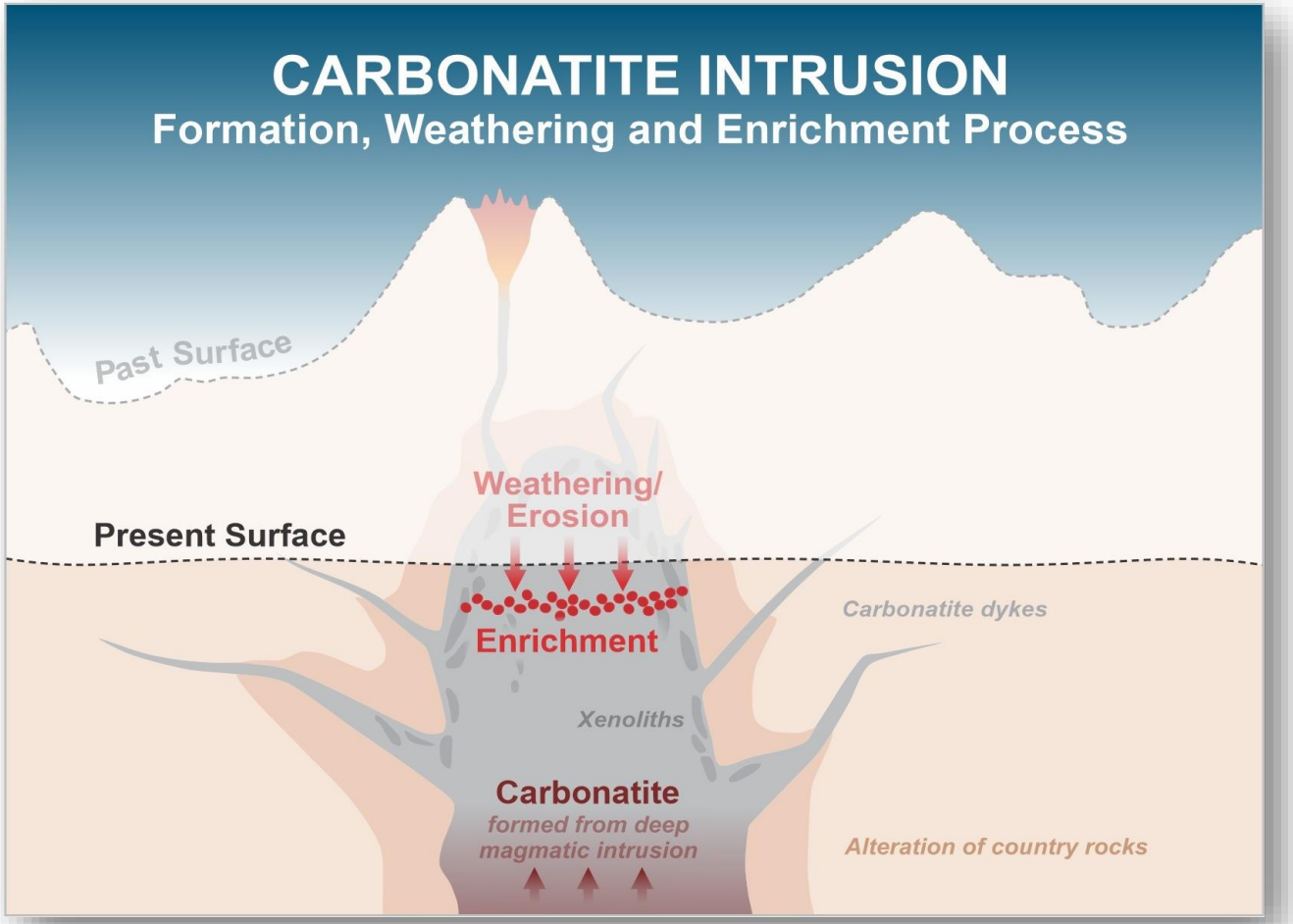

CARBONATITE SCHEMATIC[1]

Refer to appendices for full list of references

LUNI – A TIER-1 CARBONATITE COMPLEX

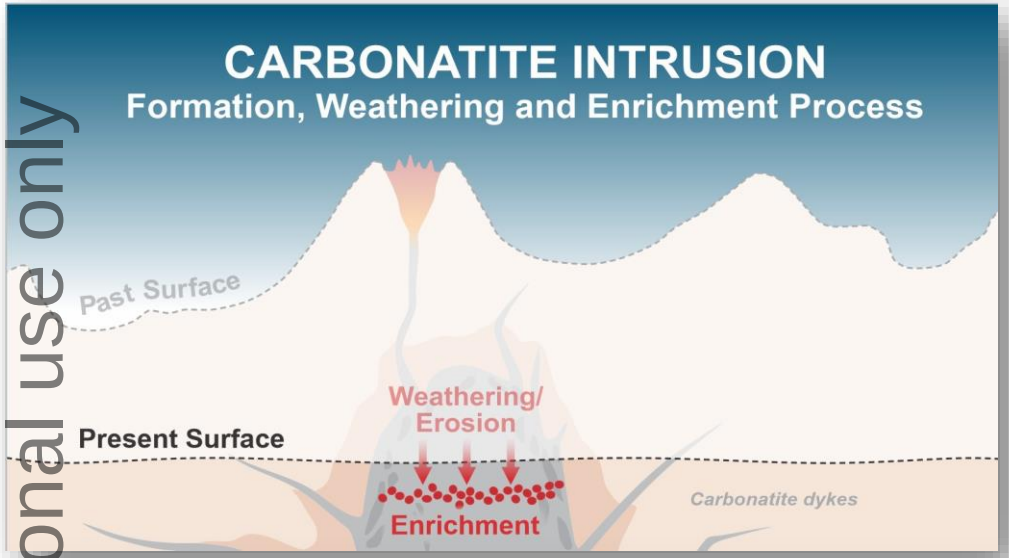

CARBONATITE SCHEMATIC

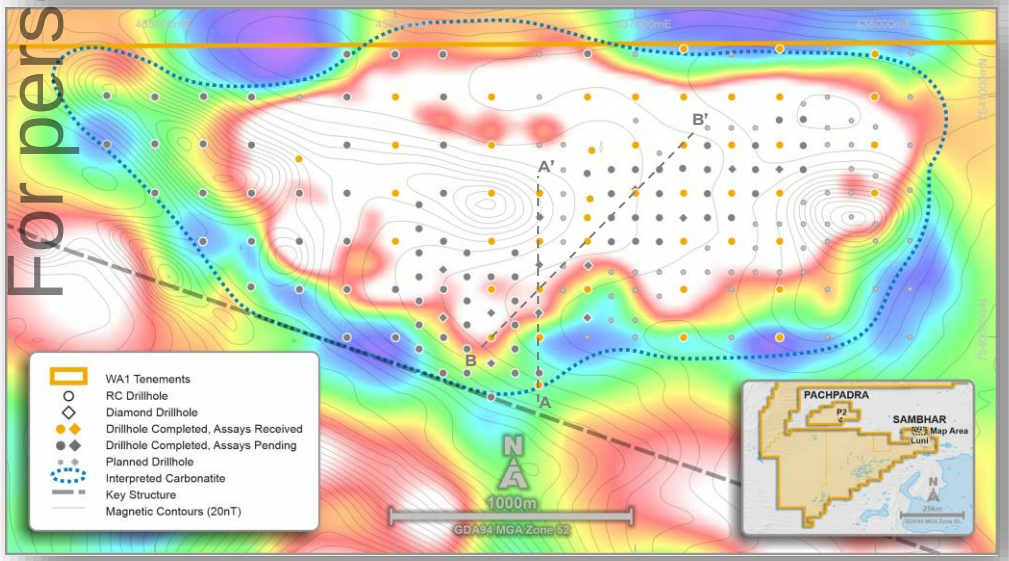

LUNI CABONATITE PLAN VIEW[1]

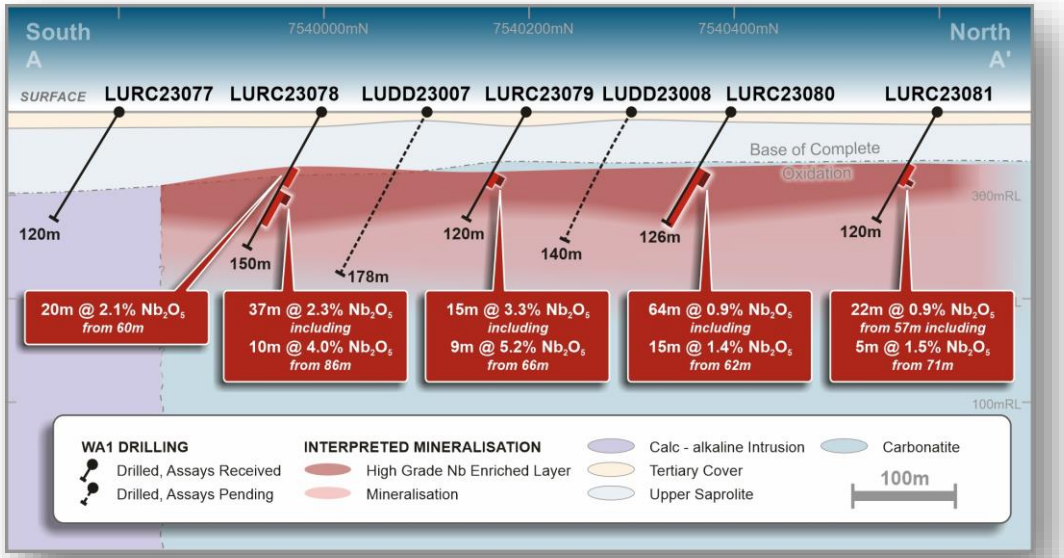

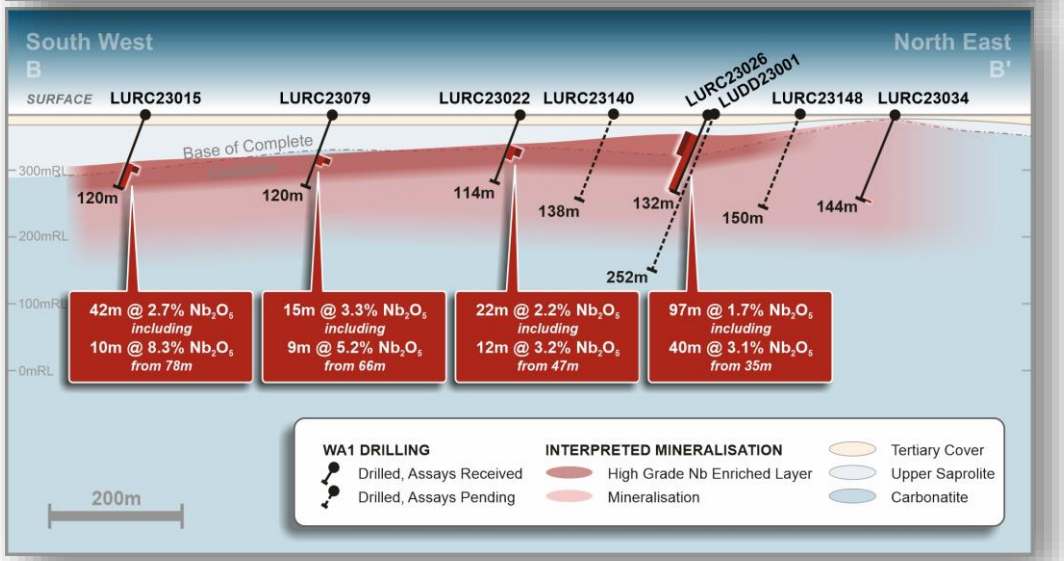

LUNI SIMPLIFIED CROSS AND LONG SECTIONS[1]

For personal use only

Refer to appendices for full list of references

LUNI – SHALLOW HIGH-GRADE BLANKET

For personal use only

- Drilling has focused on defining a **high-grade niobium enriched mineralised horizon** through broad step-out drilling
- Results released to date have confirmed a key **shallow zone of high-grade mineralisation** with a northeast-southwest trend **extending for approximately 2km**
- High-grade rare earth elements and phosphate also intersected
- **Drilling is ongoing** with over 20,000m drilled in the 2023 field season

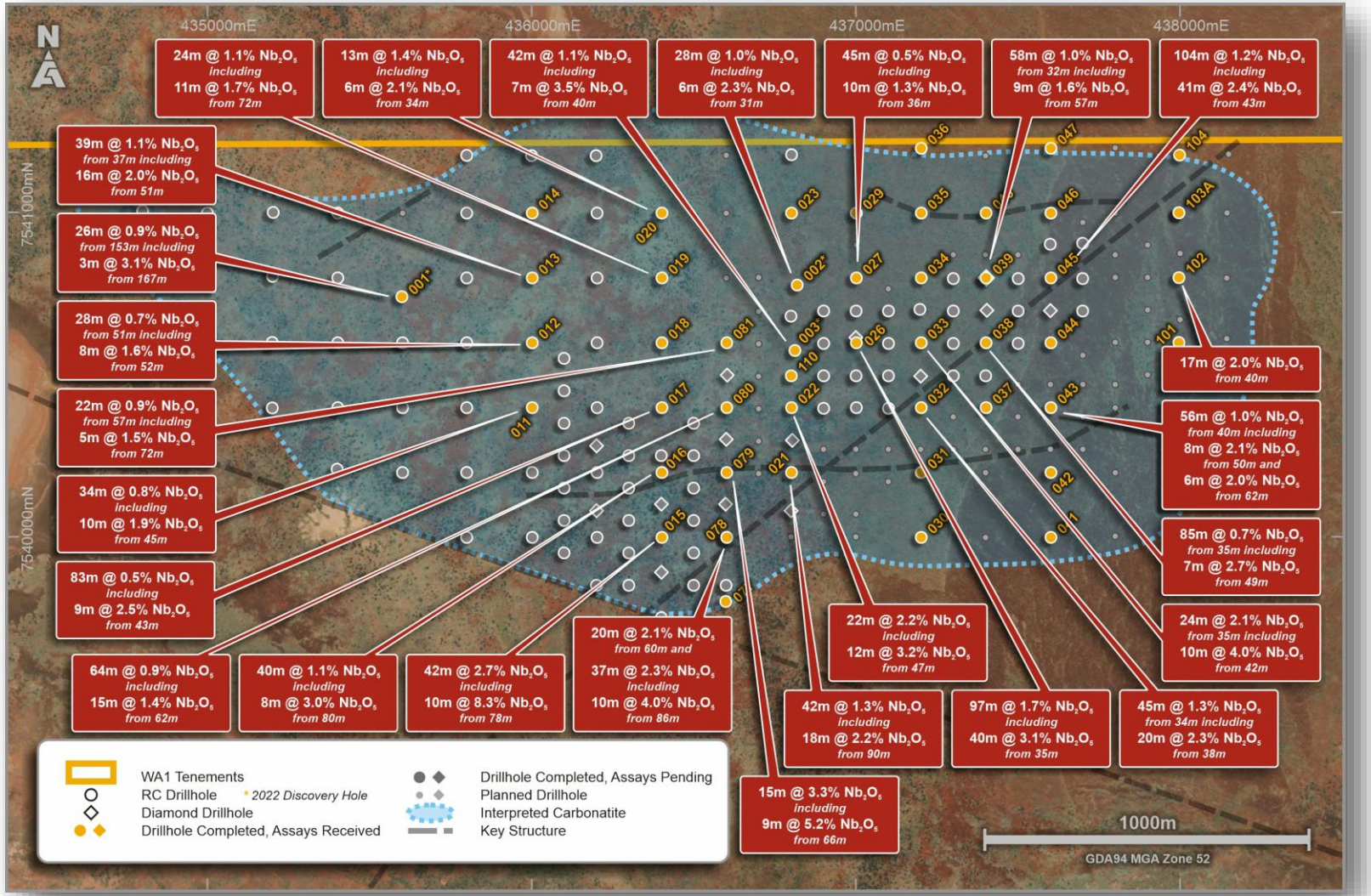

LUNI CARBONATITE PLAN VIEW AND KEY INTERSECTIONS[1]

Refer to appendices for full list of references

GLOBAL NIOBIUM SUPPLY

For personal use only

GRADE OF KEY NIOBIUM PRODUCERS[1]

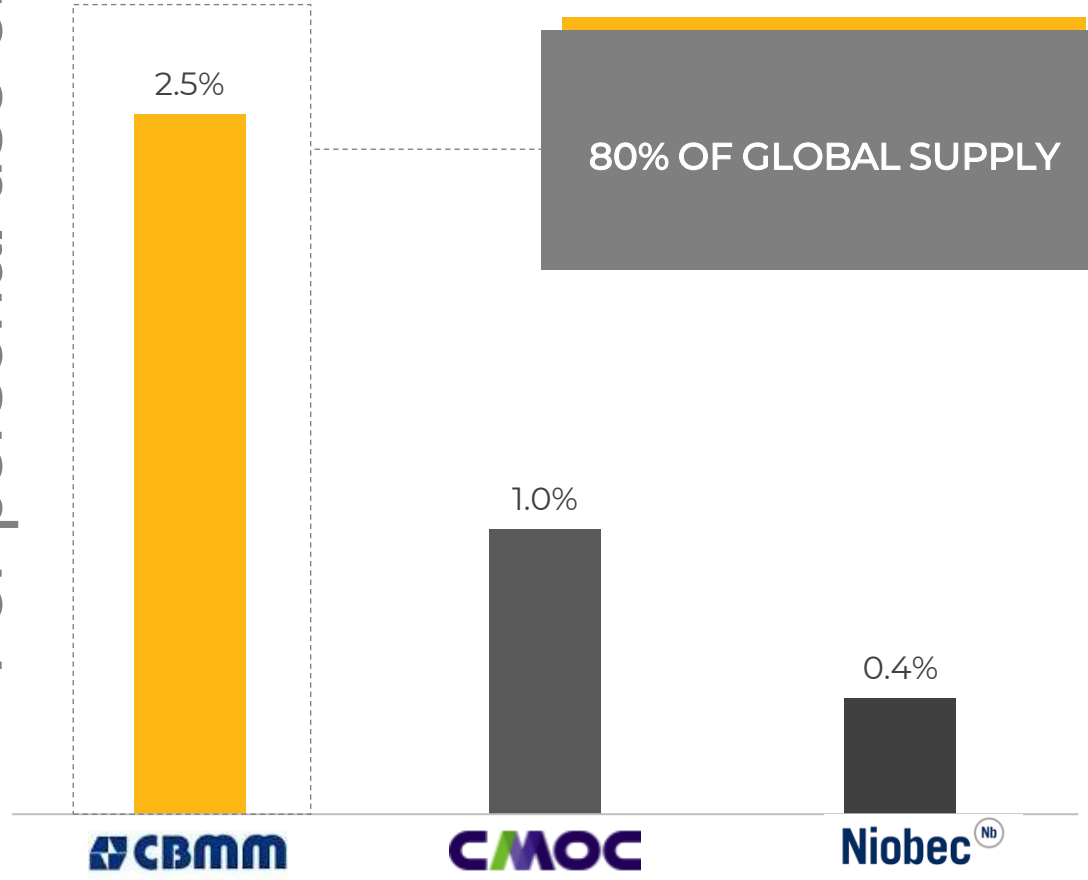

80% OF GLOBAL SUPPLY

NIOBIUM SUPPLY (2019)[2]

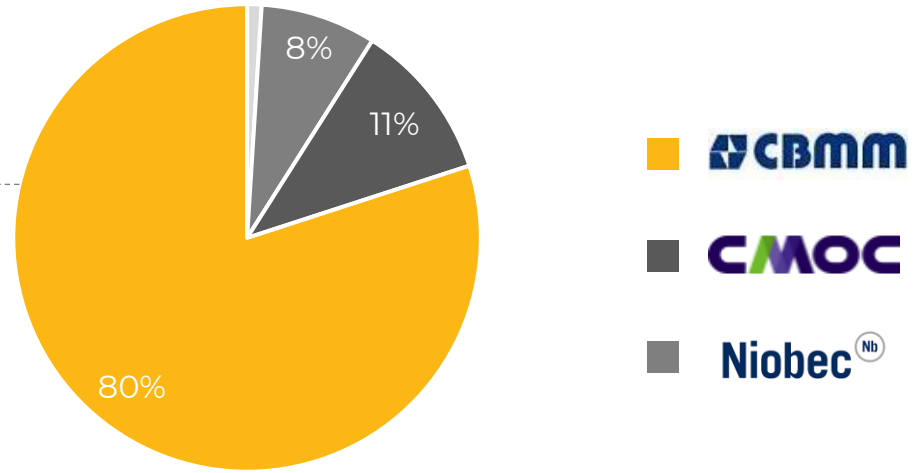

HIGH MARGIN PRODUCTION PROFILE:

US$10-12/KG FERRONIOBIUM OPEN PIT AND <US$19/KG FERRONIOBIUM UNDERGROUND OPERATING COSTS[2]

Refer to appendices for full list of references

CBMM – ARAXÁ MINE

- Barreiro Carbonatite complex discovered in 1953
- Mining commenced in 1961 from a shallow oxide orebody
- Strategic global asset accounting for +80% of global supply
- Nameplate production capacity 150,000t ferroniobium (FeNb) equivalent[1]

- Simple physical beneficiation with a single stage float and pyrometallurgy steps to produce ferroniobium products
- Majority private ownership (70%)[3]
- Japanese/Korean Consortium acquired 15% (Mar 2011) – US$1.8b[3]
- Chinese Steel Consortium acquired 15% (Sep 2011) – US$1.95b[3]

For personal use only

CBMM MINE AND PRODUCTION FACILITIES[1]

CBMM PRODUCTION FACILITIES[2]

Refer to appendices for full list of references

NIOBIUM MARKET DISTRIBUTION

For personal use only

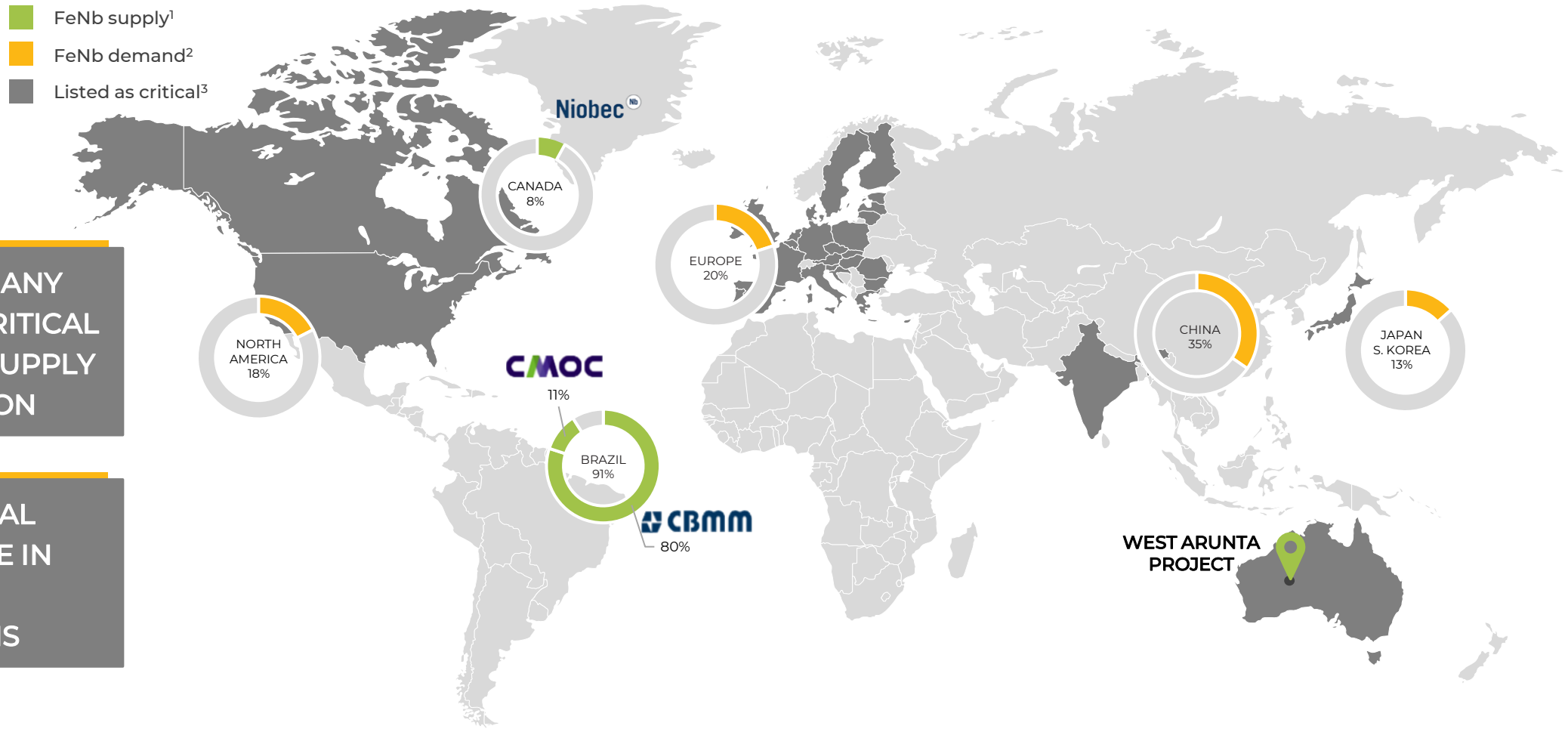

IDENTIFIED BY MANY COUNTRIES AS A CRITICAL MINERAL DUE TO SUPPLY CONCENTRATION

DIVERSE GLOBAL CUSTOMER BASE IN DEVELOPED JURISDICTIONS

Refer to appendices for full list of references

NIOBIUM MARKET SUMMARY

For personal use only

- Market size in 2022 approximately 100,000tpa ferroniobium (**FeNb**) equivalent
- Approximately 90% of niobium is currently consumed as a micro alloy in the form of FeNb for **US$2.3b in market value**[1]
- **Battery market currently only accounts for 150t (0.2% of demand) in 2022**
- Significant growth expected with use in Lithium-Ion batteries – **CBMM expects 45ktpa niobium oxide sales by 2030**[2]
- **Pricing of FeNb is quoted in terms of niobium content**
  - e.g. US$45,000/t Nb price = US$29,250/t FeNb 65%

HISTORIC PRICING BY PRODUCT (US$/KG)

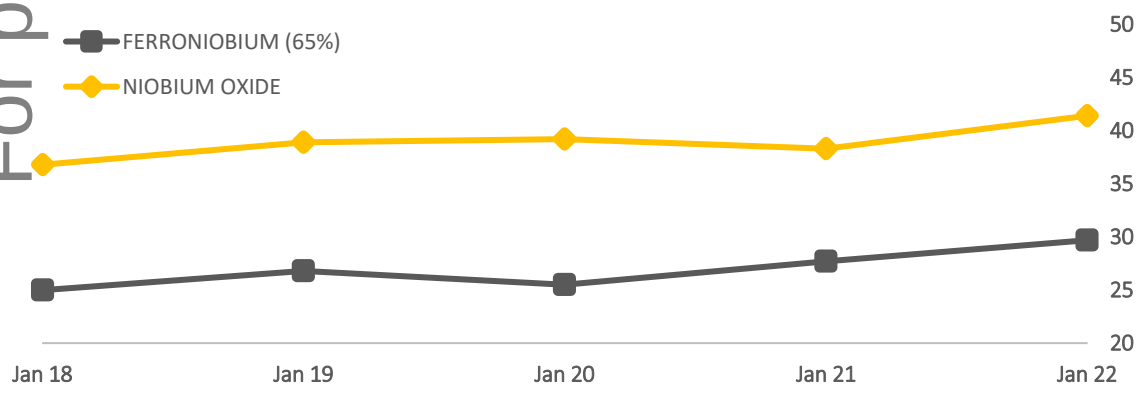

DEMAND BY INDUSTRY

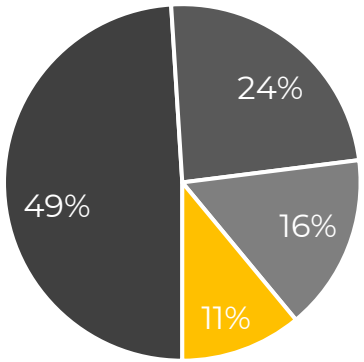

- CONSTRUCTION
- AUTOMOTIVE AND SHIPBUILDING
- OIL AND GAS
- OTHER

DEMAND BY PRODUCT TYPE

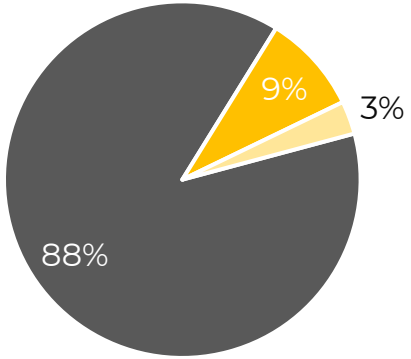

- FERRONIOBIUM
- NIOBIUM OXIDE
- OTHER

Refer to appendices for full list of references

Nb 41
Niobium
92.906

The only replacement for steel is better steel

NIOBIUM DEMAND – STEEL INDUSTRY

For personal use only

MATERIAL OPTIMISATION

- Very small amounts (<1%) of ferroniobium as a micro-alloy in steel production **significantly increases yield and tensile strength** whilst **retaining formability and weldability**
- Strength improvements allow for **lighter, more efficient steel components**
- Achieved through **grain size refinement and the microstructure of the steel**
- **Advanced high strength steels have contributed to several safety awards** received by Volvo[2]



IMPROVED FORMABILITY OF FLAT SHEETS WITH NIOBIUM ADDITION[1]

ADVANCED HIGH STRENGTH STEEL UTILISATION IN VOLVO SUV[2]



GRAIN REFINEMENT: IMPACT ON MICROSTRUCTURE OF STEEL WITH NIOBIUM ADDITION[1]

Refer to appendices for full list of references

DEMATERIALISATION IN CONSTRUCTION

For personal use only

THE STEEL INDUSTRY ACCOUNTS FOR 7% OF GLOBAL CO_2 EMISSIONS

HIGHER QUALITY STEELS ALLOW ENGINEERS TO DO MORE WITH LESS

China Zun Tower, Beijing

- 130,000t total steel used in construction
- Adding 0.02% Nb to steel componentry resulted in a total steel saving of 12,000t
- Utilised 40t of FeNb 65% costing US$1.2m[1]
- Saving 12,000t of Steel valued at US$6m[1]

9%
less carbon consumed

US$4.8m
net cost reduction

Refer to appendices for full list of references

EFFICIENCY IN MOBILITY

For personal use only

ALLOYED STEEL IN MOBILITY

- Haul truck bodies replaced with high-strength niobium alloyed steel
- 25% reduction in body and subframe weight allowing a 4% payload increase
- 6,800 journeys saved per year for same ore volume

8.0%
REDUCTION IN FUEL CONSUMPTION

7.5%
REDUCTION IN TYRES CONSUMED

2.7%
OVERALL REDUCTION IN OPERATING COSTS

Refer to appendices for full list of references

NIOBIUM DEMAND – EV BATTERIES

For personal use only

NIOBIUM BATTERY TECHNOLOGY

- **10x longer life** than traditional batteries – **significantly reducing e-waste**[1,2]
- **Ultra-fast charging** – full charge in 6 minutes or less[2]
- Increased stability – up to **20,000 fast charge and discharge cycles without performance loss**[2]
- Smaller batteries – **lighter, more efficient vehicles**

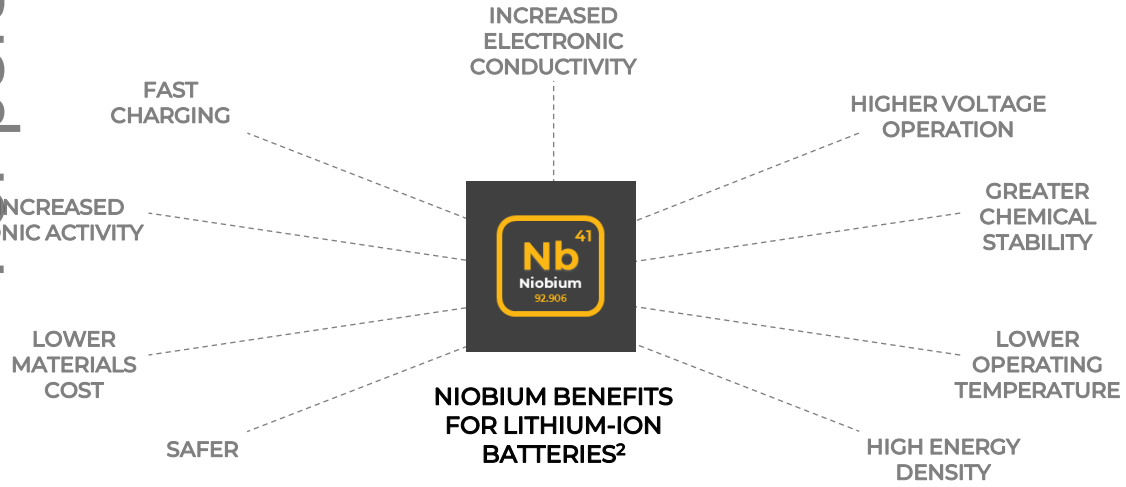

NIOBIUM BATTERY LEADERS

TOSHIBA

BATTERY STREAK® CHARGE LIGHTNING FAST

nyobolt

nanoOne

ECHION TECHNOLOGIES

Refer to appendices for full list of references

Advancing a Tier 1 critical mineral discovery in Western Australia

LUNI DRILLING AND MINERAL RESOURCE

For personal use only

- Large carbonatite with **shallow, high-grade niobium mineralisation** evident **over significant extent**
- Mineralisation **remains open**, with the **high-grade enriched layer yet to be laterally constrained**
- Assay results reported from only 47 of the **+150 holes completed to date**
- **A further 10,000m of drilling** planned for the remainder of the year
- Drilling is ongoing with a **maiden Mineral Resource estimate for the Luni enriched blanked anticipated in H1-2024**

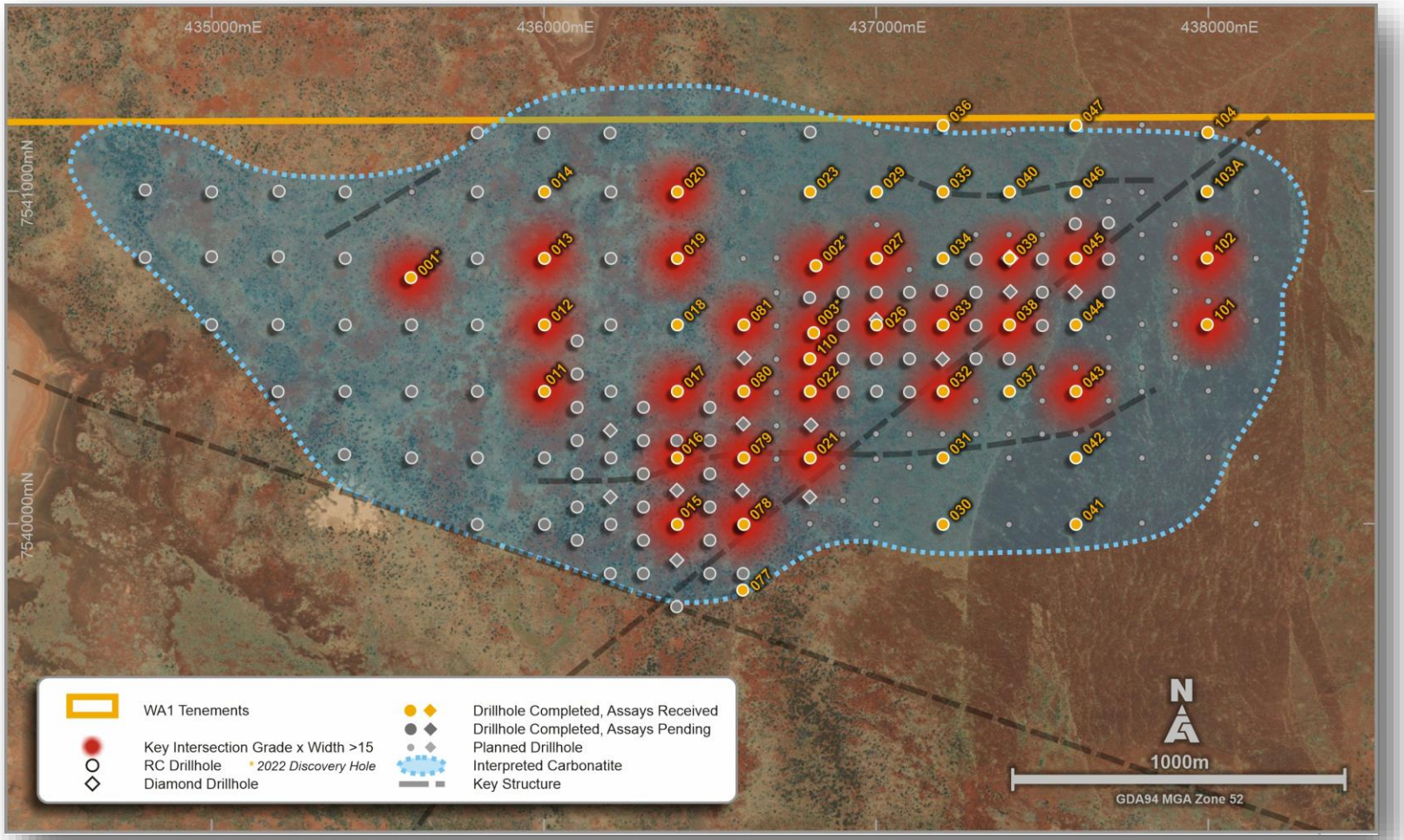

LUNI CARBONATITE PLAN VIEW WITH HIGH GRADE ANNOTATIONS[1]

Refer to appendices for full list of references

MINERALOGY AND METALLURGY

- Five composite samples have undergone detailed mineralogical assessment using QEMSCAN and XRD
- Dominant **high-purity, primary niobium bearing minerals** observed in the samples
- **Strong liberation properties** observed with niobium minerals in a size range amenable to flotation
- Preliminary **metallurgical amenability appears potentially favourable** using conventional processing techniques

	Niobium minerals	Niobium content	Liberation of niobium minerals	Next steps
Preliminary mineralogy results	Pyrochlore Columbite	~70% Nb_2O_5 ~74% Nb_2O_5	>85% of -150 to +38um 'well-liberated' or 'high-grade middlings'	Completion of sighter beneficiation and flotation testwork using diamond core to commence in Q4-2023
Implications	Key minerals at existing global operations	High purity should assist with a quality end-product	Liberation should assist with concentration and recovery	

RESULTS FROM PRELIMINARY MINERALOGICAL CHARACTERISATION AND ASSESSMENT[1]



LUNI DRILL SAMPLE IMAGES – LUDD23-006 CORE (FROM 44-48M) WITH INSET OF SEM IMAGE FROM LURC23033 (COMPOSITE SAMPLE FROM 40-48M) OF LIBERATED PYROCHLORE CIRCLED IN YELLOW[1]

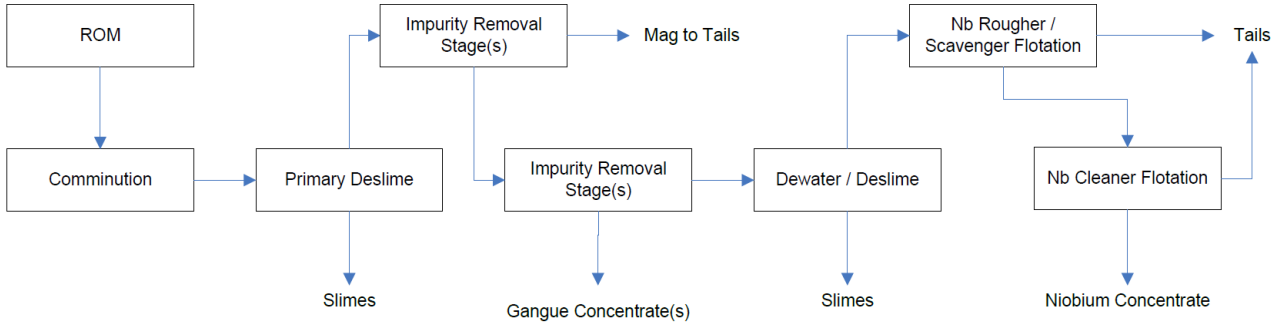

SIMPLIFIED, ADAPTED PROCESS BLOCK FLOW DIAGRAM FOR THE CATALÃO MINE (BEFORE REFINING TO A FERRONIOBIUM OR NIOBIUM PENTOXIDE END-PRODUCT)[2]

For personal use only

Refer to appendices for full list of references

P2 CARBONATITE DISCOVERY

For personal use only

- First drill hole (October 2022) at the P2 Target **discovered a mineralised carbonatite system**
- End of hole returned the highest-grade (1m @ 1.72% Nb_2O_5)[1] suggesting mineralisation may be **open and have depth potential**
- New geophysical data captured over P2 to further refine drill targeting
- A second reconnaissance four-hole RC drill program completed in July 2023 confirmed a **significant intrusive system over an area of approximately 2.5km x 1.0km**
- Assay results from the reconnaissance program expected in Q4-2023
- Planning is being finalised for a drilling program to define the grade and extent of mineralisation

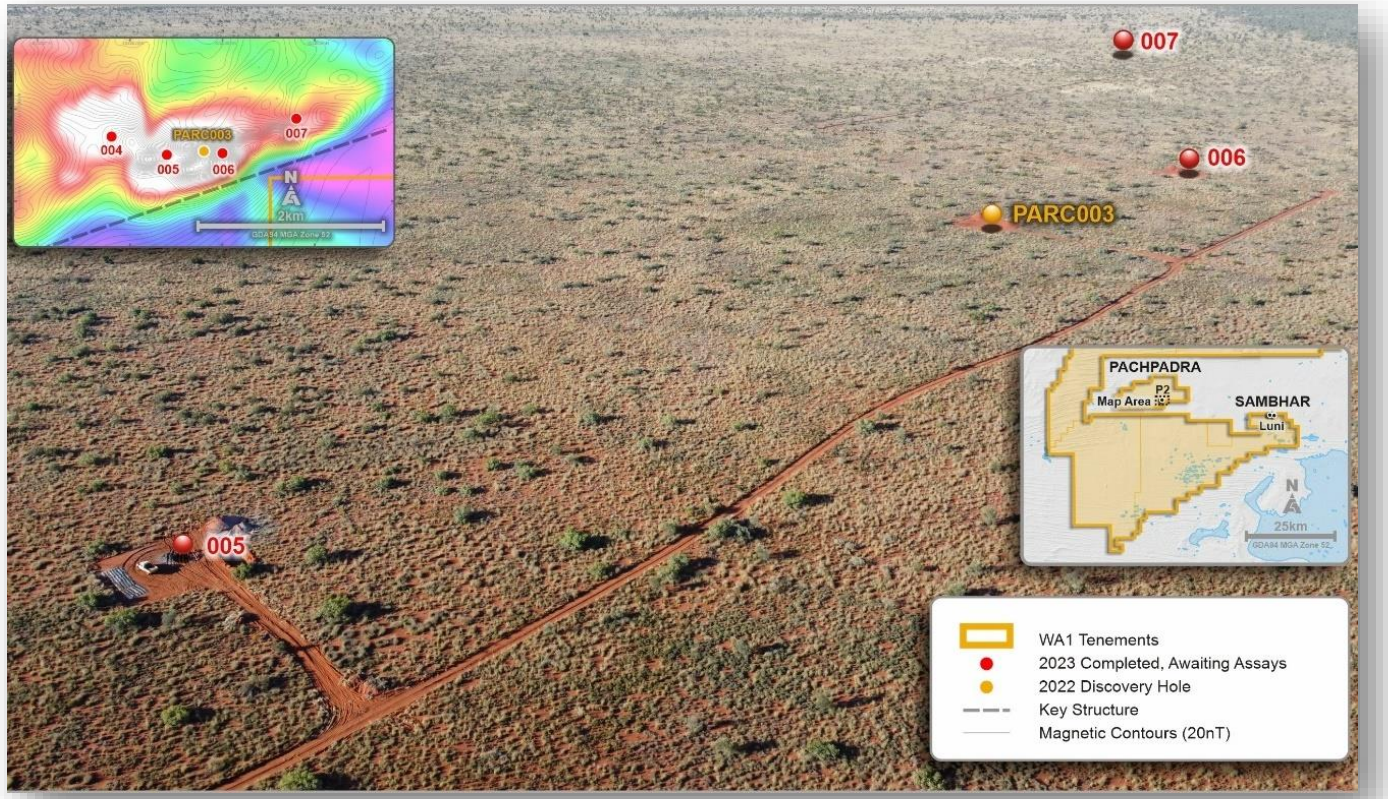

AERIAL VIEW OF P2 DRILL PADS AT THE WEST ARUNTA PROJECT

1. Refer to WA1's ASX Announcement dated 2 August 2023 for full details.

KEY PROJECT WORKSTREAMS INITIATED

For personal use only

Drilling

Targeting a maiden resource estimate in H1-2024

Process Testwork

Mineralogical and metallurgical testwork underway

Environmental

Baseline studies have commenced

Transport Studies

Multiple road and rail transport corridors available

Water

Regional sources with potential volume to support mining [1]

Power Solution

Regional datasets show potential for a low-carbon power solution[1]

Niobium Marketing

Niobium marketing advisor appointed with 20+ years at CBMM

Local Engagement

Early engagement with supportive local communities

Critical Mineral

Supportive political sentiment both domestically and internationally

Refer to appendices for full list of references

Refer to forward looking statements and disclaimers

KEY TAKEAWAYS

For personal use only

HIGH-GRADE MINERALISED CARBONATITE DISCOVERIES

- Luni is a globally significant, large-scale niobium discovery
- Shallow, high-grade zone of enrichment will drive project economics
- Meaningful exploration upside at Luni, P2 and untested regional targets

CONCENTRATED HIGH-VALUE NIOBIUM MARKET

- High-value critical mineral and key carbon reduction enabler
- Concentrated supply, with 90% of production from two Brazilian producers
- New niobium supply needed to support future adoption in EV batteries

GROWING TEAM OF PROJECT ADVANCEMENT EXPERTS

- Highly successful board and exploration team
- New metallurgy and marketing appointments support project development activities
- Ensures WA1 is best placed to maximise current and future discovery potential

CONTINUOUS FLOW OF EXPLORATION RESULTS AND PROJECT NEWS

- Two drill rigs currently in operation at Luni
- Results from ~70% of the drill holes completed at Luni yet to be returned
- Maiden Mineral Resource estimate in first half of 2024 to support development studies

WA1'S ESG FOCUS

For personal use only

POSITIVE IMACT ON THE COMMUNITIES WITHIN THE LANDS WE OPERATE

Nb 41
Niobium
92.906

FUTURE FACING MINERAL EXPLORATION ENABLING DECARBONISATION

BUSINESS ETHICS AND CORPORATE GOVERNACE

Nb 41
Niobium
92.906

Advancing an essential critical mineral project for the concentrated, high-value niobium market

WA1 Resources Ltd
Lvl 2, 55 Carrington Street,
Nedlands, WA 6009

Investors
Paul Savich
Managing Director
E: psavich@wa1.com.au
T: +61 8 6478 7866

Product Marketing
Gustavo Macedo
Niobium Marketing Advisor
E: gmacedo@wa1.com.au
T: +61 8 6478 7866

Media
Michael Vaughan
Fivemark Partners
E: michael.vaughan@fivemark.com.au
T: +61 422 602 720

References and Notes

SLIDE 8
1. Adapted from Lynas Corporation Ltd- Investor Presentation January 2010
2. Gregory M. Yaxley, Michael Anenburg, Sebastian Tappe, Sophie Decree, and Tibor Guzmics: Carbonatites: Classification, Sources, Evolution, and Emplacement
3. Woolley. A and Kjarsgaard. B: Carbonatites of the World: Map and Database

SLIDE 9
1. For full details refer to ASX announcements dated 21 August 2023 and 26 September 2023

SLIDE 10
1. For previously released results refer to ASX announcements dated 6 February, 1 May, 5 June, 29 June, 21 August, 28 August and 26 September 2023

SLIDE 11
1. For full details refer to ASX announcement dated 28 August 2023
2. NioBay Metals, Investors – Presentations, retrieved from <http://niobaymetals.com/wp/wp-content/uploads/2021/05/2021-05_Niobay_Corporate_Presentation_.pdf> on 25 October 2022

SLIDE 12
1. Source: Google Maps
2. CBMM 2021 Sustainability report available at <https://cbmm.com/reports/sustainability-report-2021/assets/docs/CBMM-RS2021_ENG_D8.pdf>
3. Reuters Article available at <https://www.reuters.com/article/us-cbmm-niobium-idUKTRE7811UB20110902>

SLIDE 13
1. NioBay Metals, Investors – Presentations, retrieved from <http://niobaymetals.com/wp/wp-content/uploads/2021/05/2021-05_Niobay_Corporate_Presentation_.pdf> on 25 October 2022
2. Source: CBMM
3. Australian Critical Mineral List 2023

SLIDE 14
Note: All information derived from Mordor Intelligence: Global Niobium Market Report 2023 unless otherwise referenced
1. Global Trade Tracker: FerroNiobium Export Value from Brazil and Canada 2022
2. "Brazil Miner CBMM seeks to sell 45,000 tons of niobium oxide by 2030". viewed at https://www.nasdaq.com/articles/brazil-miner-cbmm-seeks-to-sell-45000-tons-of-niobium-oxide-by-2030-2021-02-09

SLIDE 16
1. Images sourced from http://Niobium.Tech
2. ArcellorMittal available at https://automotive.arcelormittal.com/news_and_stories/news/VolvoSafetyAward2019

SLIDE 17
Source: Niobium Tech presentation "Niobium solutions for a sustainable future" viewed at <https://niobium.tech/-/media/NiobiumTech/Images/Images---Pages--HUB/Embaixada-Toquio/PDFs/Niobium-solutions-for-a-sustainable-future---Niobium-technology-for-clean-energy.pdf> on 19 July 2023
1. Assumes a US$500/t price of crude steel and $30/kg FeNb 65% price

SLIDE 18
CBMM available at <https://niobium.tech/Pages/Gateway-Pages/Videos/Briefings/%7B9B6D4D02-6FF7-4C85-A64E-B8D6204D8E51%7D>

SLIDE 19
1. 1,500 charge cycle life of Tesla Model 3 from <https://www.motortrend.com/features/how-long-does-a-tesla-battery-last/#:~:text=Tesla%20CEO%20Elon%20Musk%20also,miles%20for%20Long%20Range%20versions.>
2. https://www.batterydesign.net/niobium-in-batteries/

SLIDE 21
For previously released results refer to ASX announcements dated 6 February, 1 May, 5 June, 29 June, 21 August, 28 August and 26 September 2023

SLIDE 22
1. For full details refer to the ASX announcement dated 5 June 2023
2. Simplified, Adaptation from Gibson, C.E: 'Niobium Oxide Mineral Flotation: A Review of Relevant Literature and the Current State of Industrial Operations' International Journal of Mineral Processing (2015)

SLIDE 24
1. ASX: AMN released on 21 July 2020 and 17 November 2021