



For personal use only

**Bannerman Energy Ltd  
and Controlled Entities**

ANNUAL REPORT  
FOR THE YEAR ENDED  
30 JUNE 2023

# CORPORATE DIRECTORY

---

## NON-EXECUTIVE CHAIRMAN

Ronnie Beavor

## CHIEF EXECUTIVE OFFICER & MANAGING DIRECTOR

Brandon Munro

## CHIEF FINANCIAL OFFICER & COMPANY SECRETARY

Stephen Herlihy

## NON-EXECUTIVE DIRECTORS

Ian Burvill

Clive Jones

Mike Leech

Alison Terry

## PRINCIPAL & REGISTERED OFFICE

Suite 7, 245 Churchill Avenue

SUBIACO WA 6008

Australia

Telephone: +61 (8) 9381 1436

## AUDITORS

Ernst & Young

11 Mounts Bay Road

PERTH WA 6000

Telephone: +61 (8) 9429 2222

Facsimile: +61 (8) 9429 2432

## SHARE REGISTRAR

Computershare (Australia)

Level 17

221 St George's Terrace

PERTH WA 6000

Telephone from within Australia: 1300 850 505

Telephone from outside Australia: +61 (3) 9415 4000

Facsimile: +61 (8) 9323 2033

## STOCK EXCHANGE LISTINGS

Australian Securities Exchange (ASX Code: BMN)

Namibian Stock Exchange (NSX Code: BMN)

OTC Markets (OTCQX Code: BNNLF)

## TABLE OF CONTENTS

---

Chairman's Letter to Shareholders .....	1
Board of Directors and Executives .....	3
Directors' Report .....	7
Auditor's Independence Declaration .....	16
Remuneration Report (audited) .....	17
Consolidated Statement of Comprehensive Income .....	29
Consolidated Statement of Financial Position .....	30
Consolidated Cash Flow Statement .....	31
Consolidated Statement of Changes in Equity .....	32
Notes to the Financial Statements .....	33
Directors' Declaration .....	65
Independent Auditor's report to the members of Bannerman Energy Ltd.....	66
Additional Shareholder Information .....	71

### ABOUT BANNERMAN ENERGY

About Bannerman - Bannerman Energy Ltd is a uranium development company listed on the Australian and Namibian stock exchanges and traded on the OTCQX Market in the US. Its flagship asset is the 95% owned Etango Uranium Project located in the Erongo Region of Namibia. On 15 August 2022, Bannerman completed the acquisition of a 41.8% shareholding in Namibia Critical Metals Inc., the developer of the fully permitted Lofdal Heavy Rare Earths Project, one of the very few development projects outside China that offers substantial future production of dysprosium and terbium.

Etango has benefited from extensive exploration and feasibility activity since 2006 and boasts a globally large-scale uranium mineral resource<sup>1</sup>. A 20Mtpa development at Etango was the subject of a Definitive Feasibility Study (DFS) completed in 2012 and a DFS Optimisation Study completed in 2015. Bannerman constructed and operated a Heap Leach Demonstration Plant at Etango, which comprehensively de-risked the acid heap leach process to be utilised on the Etango ore.

Namibia is a premier uranium investment jurisdiction with a 45-year history of uranium production and export, excellent infrastructure, and support for uranium mining from both government and community. As the world's fourth largest producer of uranium, Namibia is an ideal development jurisdiction boasting political stability, security, a strong rule of law and an assertive development agenda.

Etango has environmental approvals for the proposed mine and external mine infrastructure, based on a 12-year environmental baseline. Bannerman has long established itself as an Environmental, Social and Governance (ESG) leader in the uranium and nuclear energy sector.

In August 2021, a Pre-Feasibility Study (PFS) was completed on Etango-8<sup>2</sup>. The PFS confirmed that this accelerated, streamlined project is strongly amenable to development – both technically and economically.

In December 2022, the Etango-8 Definitive Feasibility Study was completed confirming the strong technical and economic viability of conventional open pit mining and heap leach processing of the world-class Etango deposit at 8Mtpa throughput<sup>3</sup>.

More information is available on Bannerman's website at [www.bannermanenergy.com](http://www.bannermanenergy.com).

---

<sup>1</sup> Refer to Section 3 of Bannerman's ASX release dated 2 August 2021, Etango-8 Project Pre-Feasibility Study. Bannerman confirms that it is not aware of any new information or data that materially affects the information included in that release. All material assumptions and technical parameters underpinning the estimates in that ASX release continue to apply and have not materially changed.

<sup>2</sup> Refer to Bannerman's ASX release dated 11 November 2015, *Outstanding DFS Optimisation Study Results*.

<sup>3</sup> Refer Bannerman's ASX release dated 6 December 2022, *Etango-8 Definitive Feasibility Study*.

# CHAIRMAN'S LETTER TO SHAREHOLDERS

---

Dear Fellow Shareholder,

I am pleased to report that the financial year 2023 has seen your Company safely achieve many important milestones towards constructing our Etango Uranium Project.

Accomplishments this year have included the receipt of all outstanding Environmental Clearance Certificates, and National Heritage consents with the Project now fully permitted in this regard, the lodgement of our application to the Namibian Ministry of Mines and Energy for the granting of the Etango Mining Licence in August 2022, and completion of the Etango-8 Definitive Feasibility Study in December 2022.

In February 2023, Bannerman won the African Mining Indaba's ESG Forum Award for Community Engagement in recognition of its Early Learner Assistance Program (ELA Program) in Namibia. Mining Indaba, in its 29th year, is the largest African Mining conference, ranking its ESG Forum Award as one of the most important Environment Social Governance (ESG) awards in the world.

Progress on the Front-End Engineering and Design (FEED) and selected early works projects has continued to schedule, with additional metallurgical test work confirming the metallurgical parameters for the design work and completion of the detailed mine design enabling the finalisation of contract mining requests-for-quotation.

Parallel uranium marketing and project finance workstreams have also progressed.

We announced three strategic appointments during the year to support the Company's next development phase.

In October 2022, Ms Alison Terry was appointed non-executive director of the Company. Alison is also Chair of the Sustainability Committee and a member of the Remuneration, Nominations, and Corporate Governance Committee. Alison brings considerable senior executive experience, with a deep understanding of sustainability, ESG dynamics, legal and corporate affairs, and the complexities of significant operations.

Mr Gavin Chamberlain joined the Bannerman team as the Chief Operating Officer (COO) in February 2023. With over 30 years of leadership experience in the global mining industry, he has a proven track record in construction, engineering, and project management, especially in the southern African mining industry. Before joining Bannerman, Gavin served as the COO of Kore Potash Limited, where he played a crucial role in advancing large-scale potash projects in the Sintoukola district of the Republic of Congo. He oversaw all internal and external project teams and maintained key relationships with lenders and equity investors. Before that, he worked as the Regional Director of Mining and Minerals Africa at AMEC Foster Wheeler (now Wood plc) and was the Project Director for developing the US\$2 billion Husab Uranium Project in Namibia, which is now one of the world's largest operating uranium mines.

In June 2023, we announced that Ms. Olga Skorlyakova was appointed Vice President of Market Strategy, responsible for the Company's nuclear industry marketing strategy and uranium sales. Olga is a highly accomplished nuclear industry executive with deep professional experience ranging from business development in the nuclear fuel sector to selling enrichment services. She brings a breadth of sector understanding and an extensive network of relationships formulated over her 15 years working within the nuclear and uranium industries.

This year saw growing positive public sentiment amidst a raft of global policy announcements favouring more significant deployment of nuclear energy due to the deepening global energy crisis and the broader effects of the war in Ukraine. Supply disruptions, the increase in demand for electrification, and the economic and human cost of soaring energy prices have focused on the crucial requirement for energy to be secure, reliable, affordable, and clean.

With increasing awareness that nuclear is the only energy source that can continuously supply emission-free electricity at a consistently high level, the demand side is gaining momentum. This year saw most nuclear power nations, including China, India, Japan, Great Britain, France, and the USA, restarting, extending the operating life, in many cases by more than 60 years (*USA 80 years*), or commencing the building of new nuclear reactors.

Today, there are approximately 437 operable nuclear reactors worldwide, 60 reactors under construction, and 100 units in an advanced planning stage. China represents the lion's share of new construction and is already well down the path of successfully building ten new reactors yearly for the next 15 years. This growth in activity is compounded by nearly 30 other emerging nuclear energy countries across Europe, the Middle East, Africa, Central and South America, Asia, and Oceania, which have begun the process of planning, proposing, or constructing their first reactors.

## CHAIRMAN'S LETTER TO SHAREHOLDERS (CONTINUED)

---

Although the present focus is on large nuclear reactors, soon it will be the emerging 'Small Modular Reactors,' or SMRs, which can be assembled in factories, transported, and installed at almost any desired location and will further propel the demand for uranium.

While the uranium sector still has some additional production capacity, it will take many new mines to meet what the World Nuclear Association expects will be an extra 3% to 4% per year increase in demand over the next twenty years. It is also important to note that new uranium mines take at least ten years from the discovery of a deposit through permitting and construction to the start of production.

This increasing supply deficit, the growing impact of sanctions applied to Russia (which enriches about 45% of global uranium production), and the more recent geopolitical instability in major uranium producer Niger is seeing several US and non-US utilities manage supply risk by exercising favourable 'flex options' within their existing contracts – slowly adding inventory and progressing off-market discussions with alternative potential suppliers.

This year, we also undertook two key strategic capital market initiatives to optimally position the Company for future project funding during the year.

The first was in July 2022, when shareholders approved the proposed consolidation of Bannerman's issued capital through the conversion of every ten (10) existing shares into one (1) share (Consolidation). The Consolidation was to reduce Bannerman's capital structure (share count) to a level that better reflects the advanced stage of its Etango Uranium Project and to potentially make the Company's shares more attractive to certain investors, including institutional and retail investors in North America.

The second was in September 2022 when Bannerman shares commenced trading on the OTCQX® Best Market, having been upgraded to OTCQX from the OTCQB® Venture Market, enabling the Company to build visibility among North American investors.

On 15 August 2022, Bannerman completed the previously announced acquisition of a 41.8% shareholding in TSX Venture Exchange-listed Namibia Critical Metals Inc. (TSX-V: NMI) (NMI). This shareholding gives us a significant indirect stake in NMI's flagship asset, the 95%-owned, advanced, and fully permitted Lofdal Heavy Rare Earths Project in Namibia.

The Lofdal Project, being the subject of an earn-in agreement with leading global resource strategic partner, Japan Oil, Gas and Metals National Corporation (JOGMEC), is a globally significant development for potential future Heavy Rare Earth Elements (HREE) supply, in particular the crucial need for dysprosium and terbium in the production of permanent magnets.

On 3 October 2022, NMI announced the results of its Preliminary Economic Assessment (PEA) for the significantly expanded Lofdal HREE Project "2B-4". On the conservative assumption that Lofdal would be 100% equity financed, highlights from the PEA included a US\$391 million after-tax NPV and 28% IRR over a 16-year mine life.

With your Company continuing to maintain its unwavering focus on cost control, project timeliness, and responsible sustainability, our balance sheet has remained strong, with a cash balance on 30 June 2023 of \$42.6M and zero debt. We remain well-positioned to complete FEED, early works, progress project funding, uranium marketing, and sales activities.

I want to take this opportunity to thank Brandon Munro and all our loyal team at Bannerman, together with our consulting partners, for their hard work and application during the year.

Finally, I would like to thank you, our shareholders, for your ongoing support of our people, assets, and strategy – it is greatly appreciated.

Yours sincerely,



Ronnie Beevor  
Chairman

## BOARD OF DIRECTORS AND EXECUTIVES

---

### Ronald (Ronnie) Beevor

*B.A. (Hons)*

Non-Executive Chairman

Term of Office

Director since 27 July 2009, Chairman since 21 November 2012

Independent: Yes

Skills, experience, and expertise

Ronnie has had over 40 years' experience in investment banking and mining. He was Head of Investment Banking at Rothschild Australia between 1997 and 2002. Since then, he has been Chair or a Non-Executive director of a range of mining companies, both in Australia and internationally.

Ronnie is currently also Chair of Felix Gold, which has substantial gold exploration properties around Fairbanks, Alaska on the Tintina Gold Belt, and a director of Mont Royal Resources, which is exploring for lithium and base metals in the James Bay region of Quebec, Canada. Previously he was Chair of AIM listed EMED Mining which acquired, re-developed and operates the original and now 15mtpa Rio Tinto copper mine in southern Spain. Ronnie's extensive career as a company director included serving on the boards of Riversdale Resources (which proved up the substantial Grassy Mountain metallurgical coal deposit in Alberta, Canada and was taken over by Hancock Prospecting for A\$800M in 2019), Talison Lithium (which acquired the Greenbushes lithium mine in WA and was taken over by Tianqi Lithium for C\$900M in 2013), Ampella Mining (which was developing a major gold discovery in Burkina Faso, until taken over by Centamin plc in 2014) and Oxiana (which developed the substantial gold and copper operations at Sepon in Laos, acquired the Golden Grove polymetallic mine in WA and developed the Prominent Hill mine in SA, and which in 2008 merged with Zinifex to form OZ Minerals which was taken over by BHP Group for \$9.5bn in May 2023).

Ronnie has an Honours Degree in Philosophy, Politics and Economics from Oxford University (UK) and qualified as a chartered accountant in London in 1972.

Special Responsibilities

Member of the Audit Committee

Member of the Remuneration, Nomination and Corporate Governance Committee

Current ASX listed directorships

Felix Gold Limited (27 January 2021 to present)

Mont Royal Resources Limited (25 March 2023 to present)

### Brandon Munro

*LLB, B.Econ, GAICD, F Fin, GradDipAppFin SIA*

Chief Executive Officer (CEO) and Managing Director

Term of Office:

CEO and Managing Director since 9 March 2016

Independent: No

Skills, experience, and expertise

Brandon has 25 years' experience as a corporate lawyer and resources executive, including as Bannerman's General Manager between 2009-2011, based in Namibia. Brandon was appointed CEO of Bannerman in 2016. Brandon lived in Namibia for over five years between 2009-2015, where he also served as Governance Advisor to the Namibian Uranium Association, Strategic Advisor – Mining Charter to the Namibian Chamber of Mines and Trustee of Save the Rhino Trust Namibia, a high-profile Namibian NGO.

Brandon is a prominent thought leader within the uranium sector and is currently a member of the World Nuclear Association's Director-General's Advisory Council, which provides strategic advice to the Association's Director-General and Board. Brandon served as Co-Chair of the World Nuclear Association's Nuclear Fuel Demand working group for four years and was an expert contributor on uranium to the UN Economic Commission for Europe. Brandon's voluntary service has included board roles in the conservation, arts, and education sectors.

Special Responsibilities

Managing Director

Current ASX listed directorships

Nil

Former ASX listed directorships over the past three years

Novatti Group Limited (12 October 2015 to 5 August 2020)

Scandivanadium Limited (13 November 2018 to 6 November 2020)

For personal use only

## BOARD OF DIRECTORS AND EXECUTIVES (CONTINUED)

### Ian Burvill

*BE, MBA, MIEAust, GAICD*  
Non-Executive Director

Term of Office

Director since 14 June 2012

Independent Yes

Skills, experience, and expertise

Ian has over 35 years' mining industry experience. He started his career as a mechanical engineer, then worked as a merchant banker before becoming a senior executive in private equity. He is a former Partner of Resource Capital Funds and a past Associate Director of Rothschild Australia Limited. Ian has sat on the boards of ten mining companies, two mining services groups, a mining technology venture capital firm, and a leading mining private equity firm.

Special Responsibilities

Chairman of the Remuneration, Nomination and Corporate Governance Committee  
Member of the Audit Committee

Current ASX listed directorships

Nil

Former ASX listed directorships over the past three years

Scandivanadium Limited (13 November 2018 to 28 April 2020)

### Clive Jones

*B.App.Sc(Geol), M.AusIMM*  
Non-Executive Director

Term of Office

Director since 12 January 2007

Independent No

Skills, experience, and expertise

Clive has over 30 years' experience in mineral exploration across a diverse range of commodities, including gold, base metals, mineral sands, critical minerals, uranium, and iron ore. He applied for the Etango licence in 2005 and has since been closely involved in the project. Clive has extensive experience as a director of numerous ASX-listed mining and exploration companies.

Special Responsibilities

Member of the Sustainability Committee  
Member of the Remuneration, Nomination and Corporate Governance Committee

Current ASX listed directorships

Cazaly Resources Limited (15 September 2003 to present)

### Mike Leech

*FCIS (Accountancy)*  
Non-Executive Director

Term of Office

Director since 12 April 2017

Independent Yes

Skills, experience, and expertise

Mike is a respected statesman of the Namibian mining industry. He is a former Managing Director of Rössing Uranium Ltd, past president of the Namibian Chamber of Mines and past Chairman of the Namibian Uranium Association. His career with Rio Tinto started in 1982 when he joined Rössing as an accountant and included a posting as Administration Director of Anglesey Aluminium before returning to Rössing in 1997 as Chief Financial Officer. Mike was Managing Director of Rössing, then the largest open pit uranium mine in the world, for six years until he retired in 2011. Since retirement Mike has consulted to the uranium sector and served as a non-executive director of ASX-listed Kunene Resources Ltd, a base metals explorer that discovered the Opuwo Cobalt Project in Namibia.

Mike's commitment to corporate social responsibility in Namibia is well known, including as a former Trustee of Save the Rhino Trust Namibia and the Rössing Foundation.

Mike was named an honorary life member of the Namibian Uranium Association in recognition of his singular service to the uranium industry.

Special Responsibilities

Chairman of Bannerman's 95% owned Namibian subsidiary, Bannerman Mining Resources (Namibia) (Pty) Ltd  
Chairperson of the Audit Committee  
Member of the Sustainability Committee

Current ASX listed directorships

Nil

Former ASX listed directorships over the past three years

Nil

For personal use only

## BOARD OF DIRECTORS AND EXECUTIVES (CONTINUED)

---

### Alison Terry

*B.Econ, B.Law Grad. & Dip. Bus(Actg), GAICD*  
Non-Executive Director

#### Term of Office

Director since 13 October 2022

#### Independent Yes

#### Skills, experience, and expertise

Alison is an experienced senior executive and company director with a deep understanding of sustainability, ESG dynamics, legal and corporate affairs, and the complexities of major operations. Her recent executive roles have included Director Sustainability and Corporate Affairs and Joint Company Secretary at Fortescue Metals Group, as a member of the company's Executive team.

Her prior experience spans corporate affairs, legal and general management across several sectors, including senior roles at General Motors Holden Limited and electric vehicle infrastructure start-up, Better Place.

Alison's previous non-executive roles include on the boards of NBN Tasmania and the leading industry super fund, AustralianSuper, where she was also a member of the Audit and Risk Committee.

Alison is a Non-Executive Director of RAC Insurance Pty Ltd, UN Women Australia, the Black Swan State Theatre Company of Western Australia and is a member of Chief Executive Women.

#### Special Responsibilities

Chairperson of the Sustainability Committee  
Member of the Remuneration, Nomination and Corporate Governance Committee.

#### Current ASX listed directorships

Nil

## CHIEF FINANCIAL OFFICER AND COMPANY SECRETARY

### Stephen Herlihy

*CA, CTA, FCPA, F Fin, FGIA*  
*B. Bus (Actg), GradDipAppFin SIA, MBA*

#### Term of Office

Company Secretary since 24 January 2022

#### Skills, experience, and expertise

Steve is a Chartered Accountant with over 30 years professional experience. His extensive background in the resources sector includes several roles within BHP Limited, commencing as global Financial Controller for BHP Iron Ore before progressing to special project roles. More recently, he was a partner of a national accounting and advisory firm that was part of a top-ten global accounting network.

Steve has deep, hands-on experience in project finance and M&A activities. His broad transactional experience ranges from negotiating small joint venture agreements through to lead commercial roles on large-scale multinational transactions.

Steve was appointed to the Board of Namibia Critical Metals Inc ('NMI') (TSXV: NMI OTC: NMREF) at the NMI Annual General Meeting of 18 May 2023. He is Chair of the NMI Audit Committee and a member of the NMI Remuneration Committee.

For personal use only



## EXECUTIVE

### Werner Ewald

*BSc (Elect), MBA (Stellenbosch)*

Managing Director, Bannerman Mining Resources (Namibia) (Pty) Ltd

Term of Office

Since 24 June 2010

Skills, experience, and expertise

Werner joined Bannerman in June 2010 as the Etango Project Coordinator and is now the Managing Director of Bannerman Mining Resources Namibia. He has 40 years professional experience of which he spent 22 years with Rio Tinto which included 20 years at the Rössing Uranium Mine in Namibia and 2 years at the Tarong Coal Mine in Queensland, Australia. He held numerous operational roles at Rössing including Engineering Manager, Mine Operations Manager and Business Improvement Manager. Prior to Rio Tinto he worked with the De Beers Group at their underground operations near Kimberly, South Africa and the Namdeb alluvial operations in Namibia.

### Olga Skorlyakova

*MA (English), EMBA*

Vice President, Market Strategy

Term of Office

Since 29 May 2023

Skills, experience, and expertise

Olga has over 25 years of experience in business development, sales, and market strategy in international business environments. Over the last 15 years, she has held executive roles within the nuclear fuel sector, initially with AREVA (now Orano) as Deputy Chief Representative for Russia and CIS countries. She then oversaw sales of enrichment services in the US market for TENEX. Most recently, Olga served as Senior Project Manager at the World Nuclear Association (WNA), where she was responsible for leading the WNA Fuel Report Working Group and co-ordinating input from 80 industry leaders into long-term nuclear fuel market forecasts. Since 2017, she was the co-author, editor, and head of publication of WNA's flagship biennial report "The Nuclear Fuel Report: Global Scenarios for Demand and Supply Availability".

### Gavin Chamberlain

*Pr Eng, BSc (Civil Eng), GDE*

Chief Operating Officer

Term of Office

Since 3 February 2023

Skills, experience, and expertise

Gavin is a deeply experienced minerals sector leader, with a successful track record spanning 30 years in construction, engineering, and project management, most particularly within the southern African mining industry.

As the former COO of Kore Potash Limited, he was responsible for advancing its large-scale potash projects in the Sintoukola district of Republic of Congo. This role saw him hold technical and commercial oversight of all internal and external project teams, as well as fostering key lender and equity investor relationships. Prior to this, Gavin was the Regional Director, Mining and Minerals Africa of AMEC Foster Wheeler (now Wood plc). Within this role, he was also the responsible Project Director for the development of the Husab Uranium Project in Namibia, now one of the world's largest operating uranium mines. Gavin held several other project management and general civil construction roles earlier in his career.

# DIRECTORS' REPORT

FOR THE YEAR ENDED 30 JUNE 2023

The directors present their report on the consolidated entity comprising Bannerman Energy Ltd ("Bannerman" or the "Company") and its controlled entities (the "Group") for the year ended 30 June 2023 ("the financial year"). Bannerman is a company limited by shares that is incorporated and domiciled in Australia.

## BOARD OF DIRECTORS

The directors of Bannerman in office during the financial year and up to the date of this report were:

Name	Position	Independent	Appointed
Ronnie Beevor	Non-executive Chairman	Yes	27 July 2009
Brandon Munro	Chief Executive Officer	No	09 March 2016
Ian Burvill	Non-executive Director	Yes	14 June 2012
Clive Jones	Non-executive Director	Yes	12 January 2007
Mike Leech	Non-executive Director	Yes	12 April 2017
Alison Terry	Non-executive Director	Yes	13 October 2022

## COMPANY SECRETARY

The company secretary of Bannerman in office during the financial year and up to the date of this report was:

Name	Appointed
Stephen Herlihy	24 January 2022

## INFORMATION ON DIRECTORS AND COMPANY SECRETARY

Particulars on the skills, experience, expertise and responsibilities of each director and the company secretary at the date of this report, including all directorships of other companies listed on the Australian Securities Exchange, held, or previously held by a director at any time in the past three years, are set out on pages 3 to 6 this report.

## BOARD MEETING ATTENDANCE

Particulars of the number of meetings of the Board of directors of Bannerman and each Board committee of directors held and attended by each director during the 12 months ended 30 June 2023 are set out in Table 1 below.

Table 1. Directors in Office and attendance at Board and Board Committee Meetings during the financial year

	Board meetings		Board committee meetings					
			Audit Committee		Remuneration, Nomination & Corp. Governance Committee		Sustainability Committee	
	A	B	A	B	A	B	A	B
Ronnie Beevor	8	8	2	2	2	2	1*	-
Brandon Munro	8	8	2*	-	2*	-	2*	-
Ian Burvill	8	8	2	2	2	2	1*	-
Clive Jones	8	8	-	-	2	2	2	2
Mike Leech	8	8	2	2	2*	-	2	2
Alison Terry	6	6	1*	-	1	1	2*	1

A = Number of meetings attended

B = Number of meetings held during the time the director held office or was a member of the relevant committee during the year.

\* Indicates that a Director attended some or all meetings by invitation whilst not being a member of a specific committee.

# DIRECTORS' REPORT (CONTINUED)

FOR THE YEAR ENDED 30 JUNE 2023

## DIRECTORS' INTERESTS IN SECURITIES IN BANNERMAN

As at the date of this report, the relevant interests of each director in the ordinary shares and share options in Bannerman, as notified to the Australian Securities Exchange in accordance with s205G(1) of the Corporations Act 2001, are as follows:

	Fully Paid Ordinary Shares		Share Options		Performance Rights	
	Beneficial, private company or trust	Own name	Beneficial, private company or trust	Own name	Beneficial, private company or trust	Own name
Ronnie Beevor	689,105	-	552,236	-	-	-
Brandon Munro	1,444,964	-	190,779	-	1,926,489	-
Ian Burvill	-	279,660	-	13,249	-	-
Clive Jones	1,800,428	-	13,249	-	-	-
Mike Leech	-	420,570	-	351,359	-	23,360
Alison Terry	-	-	-	9,474	-	-

## PRINCIPAL ACTIVITIES

Bannerman is an exploration and development company with uranium interests in Namibia, a southern African country which is a premier uranium mining jurisdiction. Bannerman's principal asset is its 95%-owned Etango Project situated southwest of CNNC's Rössing uranium mine and CGNPC's Husab Mine and to the northwest of Paladin Energy's Langer-Heinrich mine. Etango is one of the world's largest undeveloped uranium deposits. Bannerman is focused on the development of a large open pit uranium operation at Etango.

## OPERATING AND FINANCIAL REVIEW

### CORPORATE

#### Issued Securities

At the date of this report, Bannerman has 150,510,660 ordinary shares on issue.

As at 30 June 2023, Bannerman had on issue 2,755,758 performance share rights and 795,599 unlisted options issued under the shareholder-approved Employee Incentive Plan ("EIP") and 23,360 performance share rights and 939,567 unlisted options issued under the Non-Executive Director Share Incentive Plan ("NEDSIP"). The EIP performance rights are subject to various performance targets and continuous employment periods. The NEDSIP options are subject to continuous employment periods.

#### Cancellation and Issue of Securities

The Company advised during the period that the following securities in Bannerman were cancelled or issued:

- 241,035 unlisted options were exercised, and a corresponding number of shares were issued. No lapse of options occurred during the financial period.
- 28,474 unlisted employee performance rights and options have, pursuant to the terms of the Employee Incentive Plan (EIP), been forfeited and cancelled following non-satisfaction of the relevant performance criteria.
- 653,417 fully paid ordinary shares were issued upon vesting of unlisted employee performance rights in accordance with the terms of the EIP and Non-Executive Director Share Incentive Plan (NEDSIP).
- 847,621 unlisted options were granted in accordance with the EIP and NEDSIP as approved by shareholders on 16 November 2022.

# DIRECTORS' REPORT (CONTINUED)

FOR THE YEAR ENDED 30 JUNE 2023

## General Meeting of Shareholder and Consolidation of securities

On 18 July 2022 the Company held a General Meeting of Shareholders to approve a consolidation of equity securities, all resolutions were carried.

Pursuant to the general meeting, on 21 July 2022 the Company performed the consolidation of its equity securities. The securities were consolidated on the basis that every 10 securities were consolidated into 1 security, with fractions being rounded up to the next whole number. The table below specifies the compilation of the Company's equity securities pre-consolidation and post-consolidation.

Securities:	Pre-consolidation	Post-consolidation
Fully paid ordinary shares	1,487,682,104	148,769,871
Performance rights	34,610,067	3,461,009
Options	2,338,800 exercisable at \$0.059/share and expiring on 15 November 2022	233,880 exercisable at \$0.59/share and expiring on 15 November 2022
	7,559,200 exercisable at \$0.05 and expiring on 15 Nov 2023	755,920 exercisable at \$0.50/share and expiring on 15 November 2023
	1,387,800 exercisable at \$0.45/share and expiring on 14 November 2024	138,780 exercisable at \$4.50/share and expiring on 14 November 2024

Please note that all balances of securities disclosed throughout this financial report are reported on a post-consolidation basis (unless otherwise noted), this accounting policy has also been applied retrospectively to 2022 balances to facilitate comparability.

## Acquisition of interest in Namibia Critical Metals and associated share issue

On 15 August 2022, the Company issued 846,337 fully paid ordinary shares at an issue price of \$2.00 per share finalising the agreement to acquire 41.8% of the issued capital of Namibia Critical Metals ("NMI") from major shareholders. In addition to the shares issued a cash payment of \$7,236,179 was made to the vendors on completion of the acquisition.

## Annual General Meeting

Bannerman held its Annual General Meeting on 16 November 2022. As previously announced, the proposed Resolution 5 Replacement of Constitution, being a special resolution, did not pass, as less than 75% of shareholders voted in favour of the proposed replacement. The proposed Resolution 6 (Approval of 10% Placement Facility) was withdrawn due to the Company's market capitalisation exceeding A\$300 million and as such making the Company an ineligible entity under the ASX Listing Rule 7.1A.

All other resolutions put to the meeting were passed by poll, including adoption of the 30 June 2022 Remuneration Report, re-election of selected Directors, renewal of the Employee Incentive Plan (EIP), issue of performance-based securities to the CEO under the EIP, and issue of securities to Non-Executive Directors under the Non-Executive Director Share Incentive Plan (NEDSIP).

## Incorporation of new subsidiary

On 14 April 2023 the Company incorporated a new Netherlands subsidiary: Bannerman Energy (Netherlands) B.V.

ETANGO URANIUM PROJECT (BANNERMAN 95%)

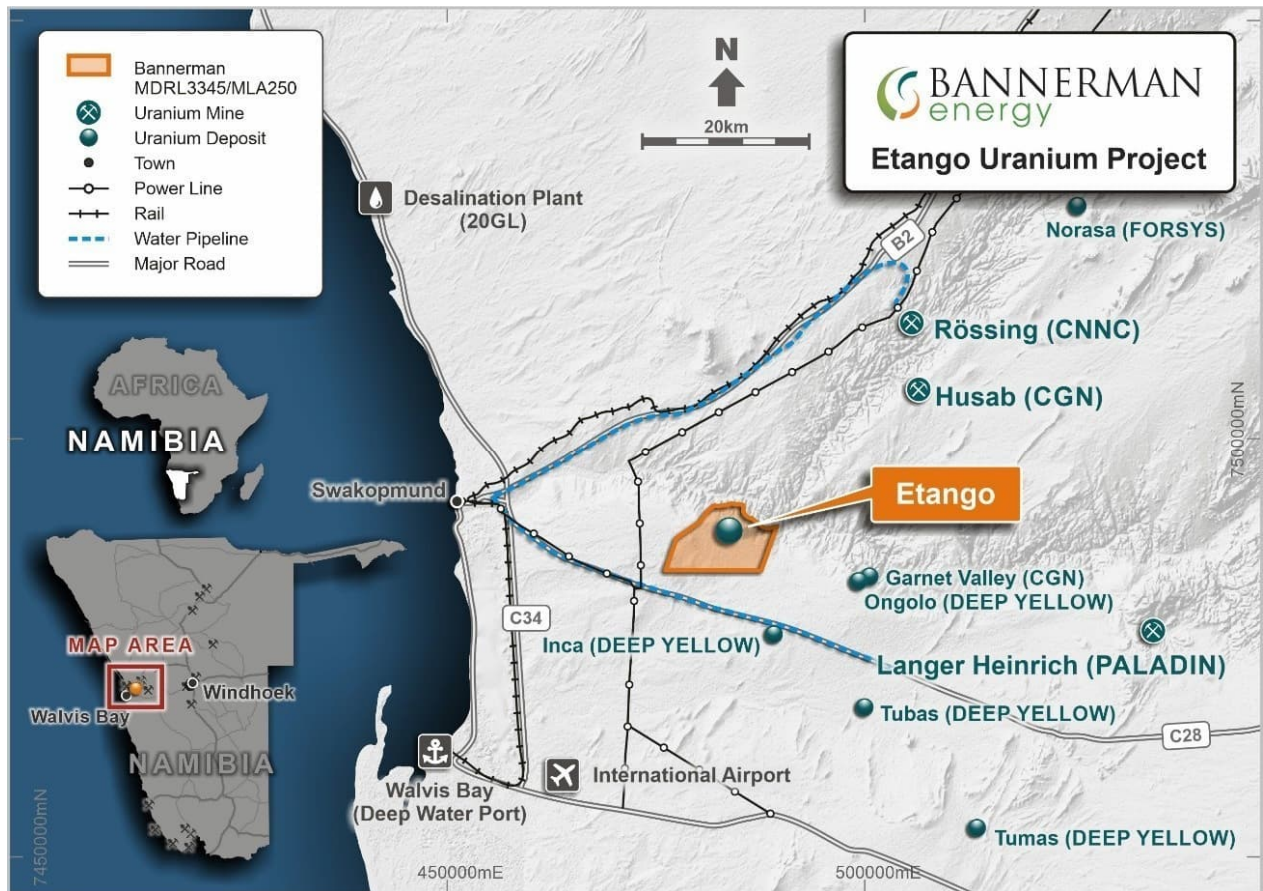


Figure 1 – The Etango Project showing MDRL 3345

Overview

The Etango Project is one of the world’s largest undeveloped uranium deposits, located in the Erongo uranium mining region of Namibia which hosts the Rössing, Husab and Langer-Heinrich mines. Etango is 73km by road from Walvis Bay, one of southern Africa’s busiest deep-water ports through which uranium has been exported for over 45 years. Road, rail, electricity, and water networks are all located nearby.

Regulatory Approvals

On 4 August 2022 the Company announced that it had applied for a Mining Licence over the Etango Project (ML). The Company expects the granting of the ML in the second half of 2023 and continues to actively engage with the Ministry of Mines and Energy (“MME”).

The Company’s Exclusive Prospecting Licence 3345 (EPL 3345) was situated immediately north of Bannerman’s Mineral Deposit Retention Licence 3345 (which covers the same area for which the Mining Licence ML 250 has now been applied for was relinquished following 17 years of exploration work. The company concluded that no economical deposit was present on EPL 3345.

About Etango Project

Bannerman completed a Definitive Feasibility Study and Environmental and Social Impact Assessment (“ESIA”) on the Etango project in 2012 (“DFS 2012”). Bannerman further completed a DFS Optimisation Study on the Etango project in 2015 (“OS 2015”). The respective studies, as announced to the market on 10 April 2012 and 11 November 2015, were based on a 20Mtpa development of the Etango ore body.

Bannerman continued an evaluation of various project scaling and scope opportunities under a range of potential development parameters and market conditions. Indicative outcomes of this work highlighted strong potential for a scaled-down initial development of the Etango Project. As a result, Bannerman commenced work on a Scoping Study into such a development. The Etango (8Mtpa) Scoping Study was completed on 5 August 2020 and provided an early-

# DIRECTORS' REPORT (CONTINUED)

FOR THE YEAR ENDED 30 JUNE 2023

stage confirmation of the technical and commercial viability for development of the Etango Project at an 8Mtpa throughput rate. Importantly, much of this Scoping Study evaluation was heavily informed by the detailed study work undertaken across all relevant disciplines as part of the DFS 2012 and OS 2015. The Etango Scoping Study development also maintained the real option of modular expansion, up to potentially the 20Mtpa scale envisaged by the DFS 2012 and OS 2015.

Following the completion of the Scoping Study, Bannerman immediately commenced the Etango Pre-feasibility Study (PFS) which was completed on 2 August 2021. With the PFS confirming the strong technical and economic viability of the Etango deposit at an 8Mtpa throughput, Bannerman continued with the Definitive Feasibility Study of the Etango Project.

On 6 December 2022 the Company announced the completion of the Etango Definitive Feasibility Study ("DFS") with an annual throughput of 8Mtpa.

Key Outcomes of the Etango DFS include:

- Definitive-level confirmation of strong technical and economic viability of conventional open pit mining and heap leach processing of the world-class Etango deposit at 8Mtpa throughput.
- Strong projected Etango returns:
  - DFS base pricing (US\$65/lb U<sub>3</sub>O<sub>8</sub>) generates US\$209M NPV8% (post-tax, real, ungeared) and 17% IRR (same basis).
  - DFS upside pricing (US\$80/lb U<sub>3</sub>O<sub>8</sub>) generates US\$435M NPV8% and 25% IRR (all same basis).
  - Long-term scalability of Etango Project (up to 20Mtpa) confirmed by previous definitive level studies; provides strong optionality and further leverage to upside-case uranium market.
- Long-life 3.5 Mlbs pa U<sub>3</sub>O<sub>8</sub> development further de-risked with acid supply infrastructure options, more conservative construction schedule and higher accuracy (+/-15%) cost estimation.

Since the beginning of 2023, the Front-End Engineering and Design process of the Etango Project continued and offtake and project finance processes progressing in parallel.

## Technical Disclosures

Certain disclosures in this report, including management's assessment of Bannerman's plans and projects, constitute forward-looking statements that are subject to numerous risks, uncertainties and other factors relating to Bannerman's operation as a mineral development company that may cause future results to differ materially from those expressed or implied in such forward-looking statements. Full descriptions of these risks can be found in Bannerman's various statutory reports and announcements. Readers are cautioned not to place undue reliance on forward-looking statements. Bannerman expressly disclaims any intention or obligation to update or revise any forward-looking statements whether as a result of new information, future events or otherwise.

The information in this report as it relates to Exploration Results is based on, and fairly represents, information and supporting documentation prepared by Mr Marthinus Prinsloo. Mr Prinsloo is a full-time employee of the Company and is a Member of the Australasian Institute of Mining and Metallurgy (AusIMM). Mr Prinsloo has sufficient experience which is relevant to the style of mineralisation and the type of deposit under consideration, and to the activities, which he is undertaking. This qualifies Mr Prinsloo as a "Competent Person" as defined in the 2012 Edition of the 'Australasian Code for Reporting of Exploration Results, Mineral Resources and Ore Reserves' and a "Qualified Person" as defined by Canadian National Instrument 43-101. Mr Prinsloo consents to the inclusion in this announcement in the form and context in which it appears. Mr Prinsloo holds shares and performance rights in Bannerman Energy Ltd.

Resource Modelling was completed by International Resource Solutions and reviewed by Optiro Pty Ltd. Optiro also conducted aspects of the resource modelling and classification. Ian Glacken of Optiro is acting as Competent Person for the Mineral Resources.

Qubeka Mining Consultants conduct the mine planning activities and the reserves statement. Mr. Werner Moeller of Qubeka Mining Consultants is acting as Competent Person for the Ore Reserves.

# DIRECTORS' REPORT (CONTINUED)

FOR THE YEAR ENDED 30 JUNE 2023

## CONSOLIDATED RESULTS

The consolidated net loss after tax for the 12 months ended 30 June 2023 was \$4,750,328 (2022: \$3,481,367), which was attributable primarily to write-down of capitalised exploration and evaluation expenditure relating to the lapse of EPL 3345 license of \$1,545,799, corporate and administrative expenses, share of losses of an equity accounted investment and non-cash share-based compensation expenses.

Administration and corporation expense for the reporting period was \$1,967,616 (2022: \$1,100,089), and staff expenses amounted to \$2,530,522 (2022: \$2,436,585).

Income for the reporting period included interest income of \$1,384,455 (2022: \$98,957).

Capitalised exploration and evaluation expenditure was \$60,305,478 as at 30 June 2023 (2022: \$60,348,054) reflecting the capitalisation of costs relating to the Etango Project heap leach demonstration plant construction and operation, feasibility studies, resource definition drilling and assaying, and other exploration and evaluation costs and foreign currency translation movements. Total expenditure for the year amounted to \$7,279,219 (2022: \$3,755,905). A foreign exchange translation loss of \$5,775,996 (2022: \$2,384,033), resulting in a decrease in carrying value, was also recorded for the year. This adjustment reflects the weakening of the Namibian \$ against the Australian \$ over the year. Please refer to Note 12 in the "Notes to the Financial Statements", for further information on exploration and evaluation expenditures.

### *Cash Position*

Cash and cash equivalents were \$42,588,696 as at 30 June 2023 (2022: \$51,929,548).

Cash outflow from operating activities during the year amounted to \$2,328,955 (2022: \$2,193,195).

Cash outflow from investing activities during the year amounted to \$7,004,434 (2022: \$12,477,100), related primarily to Front-End-Engineering design expenditure on the Etango-8 Scoping Study.

Cash inflow from financing activities during the year amounted to \$96,197 before costs (2022: \$56,216,209), and predominantly related to an exercise of options.

### *Issued Capital*

Issued capital at the end of the financial year amounted to \$210,628,675.84 (2022: \$208,798,013). The increase of issued capital predominately relates to an option exercise.

## SIGNIFICANT CHANGES IN THE STATE OF AFFAIRS

Other than items already noted elsewhere in this report, there were no additional significant changes in the state of affairs of the Group during the financial year.

## LIKELY DEVELOPMENTS AND EXPECTED RESULTS OF OPERATIONS

Likely developments in the operations of the Group are set out in the section titled "Etango Uranium Project" on page 10-11 of this report.

## MATTERS SUBSEQUENT TO THE END OF THE FINANCIAL YEAR

On 17 December 2008, the Company entered into a legal settlement agreement with Savanna Marble CC ("Savanna") relating to a legal challenge to the Company's rights to the Etango Project Exclusive Prospecting Licence. Under the terms of the settlement a final tranche payment of A\$500,000 and 4,000,000 ordinary shares (400,000 ordinary shares on a post-consolidation basis) was due to Savanna upon receipt of the Etango Project mining licence.

# DIRECTORS' REPORT (CONTINUED)

FOR THE YEAR ENDED 30 JUNE 2023

In July 2023, the Company entered into an amendment agreement with Savanna regarding the operation of the original Settlement Agreement following the consolidation of Bannerman's share capital. The amendment retains the final tranche cash amount of A\$500,000 and amends the number of ordinary shares due to 1,250,000 upon receipt of the Etango Project mining licence.

No other matters or circumstances have arisen since the end of the financial period which significantly affected or may significantly affect the operations of the Consolidated Entity, the results of those operations, or the state of affairs of the Consolidated Entity in future financial years.

## SHARE OPTIONS / PERFORMANCE RIGHTS

### *Share Options / Performance Rights on Issue*

Details of share options and performance rights (post-consolidation) in Bannerman as at the date of this report are set out below:

Security type	Vesting Date	Exercise Price	Expiry Date	Number
Options	15-Nov-21	\$ 0.50	15/11/2023	755,920
	15-Nov-22	\$ 4.50	15/11/2024	138,780
	15-Nov-23	\$ -	15/11/2026	100,567
	15-Nov-24	\$ -	15/11/2029	173,659
	15-Nov-25	\$ -	15/11/2030	566,240
Options Total				1,735,166
Rights	15-Nov-22	\$ -	N/A	845,779
	15-Nov-23	\$ -	N/A	1,610,566
	15-Nov-24	\$ -	N/A	322,773
Rights Total				2,779,118
Grand Total				4,514,284

### *Share Options and Performance Rights issued*

During the financial year 847,621 share options (2022: 138,780) and NIL performance rights (2022: 630,800) were issued.

No share option or performance rights holder has any right under the share options or rights to participate in any other share issue of the Company or any other entity.

### *Share options exercised*

During or since the end of the financial year 241,035 share options (2022: 1,259,740) were exercised.

### *Performance Rights vested*

During or since the end of the financial year, 845,779 performance rights (2022: 1,708,601) have vested (pre-consolidation basis).

### *Share Options and Performance Rights forfeited or cancelled*

During or since the end of the financial year, no share options (2022: nil) and 28,474 performance rights (2022: 217,452) were forfeited or cancelled.

### *Share Options expired or lapsed*

During or since the end of the financial year, no share options (2022: NIL) have expired or lapsed.



# DIRECTORS' REPORT (CONTINUED)

FOR THE YEAR ENDED 30 JUNE 2023

---

## ENVIRONMENTAL DISCLOSURE

The Group is subject to various laws governing the protection of the environment in matters such as air and water quality, waste emission and disposal, environmental impact assessments, mine rehabilitation and access to, and the use of, ground water. In particular, some activities are required to be licensed under environmental protection legislation of the jurisdiction in which they are located, and such licenses include requirements specific to the subject site.

Bannerman has Environmental Clearance Certificates (ECC) for the Etango Uranium Project and linear infrastructure, which remain current. The ECCs were based on an extensive Environmental and Social Impact Assessment and Environmental and Social Management Plan.

So far as the directors are aware, there have been no material breaches of the Company's licence conditions, and all exploration activities have been undertaken in compliance with the relevant environmental regulations.

## INDEMNITIES AND INSURANCE OF DIRECTORS AND OFFICERS

During the financial year, the Company paid a premium to insure the directors and officers of the Group against liabilities incurred in the performance of their duties. Under the terms and conditions of the insurance contract, the nature of liabilities insured against and the premium paid cannot be disclosed.

The officers of the Group covered by the insurance policy include any person acting in the course of duties for the Group who is, or was, a director, executive officer, company secretary or a senior manager within the Group.

The liabilities insured are legal costs that may be incurred in defending civil or criminal proceedings that may be brought against the officers, in their capacity as officers, of entities in the Group, and any other payments arising from liabilities incurred by the officers in connection with such proceedings. This does not include such liabilities that arise from conduct involving a wilful breach of duty by the officers or the improper use by the officers of their position or of information to gain advantage for themselves or someone else or to cause detriment to the Group. It is not possible to apportion the premium between amounts relating to the insurance against legal costs and those relating to other liabilities.

## INDEMNIFICATION OF AUDITORS

To the extent permitted by law, the Company has agreed to indemnify its auditors, Ernst & Young, as part of the terms of its audit engagement agreement against claims by third parties arising from the audit (for an unspecified amount). No payment has been made to indemnify Ernst & Young during or since the financial year.

## PROCEEDINGS ON BEHALF OF THE GROUP

At the date of this report, there are no applications or proceedings brought on behalf of the Group under s237 of the *Corporations Act 2001*.

## DIVIDENDS

No dividend has been declared or paid during the year (2022: nil).

## ROUNDING

The amounts contained in this report and in the financial report have been rounded to the nearest \$1,000 (where rounding is applicable and where noted (\$'000)) under the option available to the Company under ASIC Corporations (Rounding in Financial/Directors' Reports) Instrument 2016/191. The Company is an entity to which the Class Order applies.

# DIRECTORS' REPORT (CONTINUED)

FOR THE YEAR ENDED 30 JUNE 2023

---

## NON-AUDIT SERVICES

In accordance with the Company's External Auditor Policy, the Company may decide to engage the external audit firm on assignments additional to its statutory audit duties where the auditor's expertise and experience with the Group are important.

Details of the amounts paid or payable to the auditor, Ernst & Young, for audit and non-audit services provided during the financial year are set out in Note 4 of the financial report.

The Board of directors, in accordance with advice received from the Audit Committee, is satisfied that the provision of the non-audit services detailed in Note 4 of the financial report is compatible with the general standard of independence for auditors imposed by the *Corporations Act 2001*. The directors are also satisfied that the provision of these non-audit services did not compromise the auditor independence requirements of the *Corporations Act 2001* because:

- they have no reason to question the veracity of the auditor's independence declaration referred to in the section immediately following this section of the report; and
- the nature of the non-audit services provided is consistent with those requirements.

## AUDITOR'S INDEPENDENCE DECLARATION

Ernst & Young continues as external auditor in accordance with s327 of the *Corporations Act 2001*. The auditor's independence declaration as required under s307C of the *Corporations Act 2001* is set out below and forms part of this report.



**Building a better  
working world**

Ernst & Young  
11 Mounts Bay Road  
Perth WA 6000 Australia  
GPO Box M939 Perth WA 6843

Tel: +61 8 9429 2222  
Fax: +61 8 9429 2436  
ey.com/au

## **Auditor's independence declaration to the directors of Bannerman Energy Limited**

As lead auditor for the audit of the financial report of Bannerman Energy Limited for the financial year ended 30 June 2023, I declare to the best of my knowledge and belief, there have been:

- a. No contraventions of the auditor independence requirements of the *Corporations Act 2001* in relation to the audit;
- b. No contraventions of any applicable code of professional conduct in relation to the audit; and
- c. No non-audit services provided that contravene any applicable code of professional conduct in relation to the audit.

This declaration is in respect of Bannerman Energy Limited and the entities it controlled during the financial year.

*Ernst & Young*

Ernst & Young

*Gavin Buckingham*

Gavin Buckingham  
Partner  
22 September 2023

# REMUNERATION REPORT (AUDITED)

FOR THE YEAR ENDED 30 JUNE 2023

## INTRODUCTION AND REMUNERATION STRATEGY

The Board of Bannerman is committed to providing a remuneration framework that is designed to attract, motivate, and maintain appropriately qualified and experienced individuals whilst balancing the expectations of shareholders. The Company's remuneration policies are structured to ensure a link between Company performance and appropriate rewards, and remuneration for executives involves a combination of both fixed and variable ("at risk") remuneration, including long term incentives to drive the Company's desired results.

In developing the Company's remuneration policy, the Board remains focussed on competitive remuneration packages and long-term equity plans, which reward executives for delivering satisfactory performance to shareholders. In this regard, Bannerman has developed equity rewards based on performance hurdles that deliver returns for shareholders.

## SUMMARY

The remuneration report summarises the remuneration arrangements for the reporting period 1 July 2022 to 30 June 2023 for the directors and executives of Bannerman and the Group in office during the financial year.

The information provided in this remuneration report has been audited as required by s308(3C) of the *Corporations Act 2001*.

## KEY MANAGEMENT PERSONNEL

For the purpose of this report, key management personnel of the Group (as defined in AASB 124 *Related Party Disclosures*) are those persons identified in this section who have authority and responsibility for planning, directing, and controlling the activities of the Group, whether directly or indirectly, including any director (whether executive or otherwise) of the parent entity.

The directors and executives considered to be key management personnel of the Group up to the date of this report are the directors and executives set out in Table 1 below.

Table 1 - Key management personnel

Name	Position	Period
Non-Executive Directors		
Ronnie Beevor	Non-Executive Chairman	Full
Ian Burvill	Non-Executive Director	Full
Clive Jones	Non-Executive Director	Full
Mike Leech	Non-Executive Director	Full
Alison Terry	Non-Executive Director	13 October 2022 – present
Executive Director		
Brandon Munro	Chief Executive Officer and Managing Director	Full
Other Executive Personnel		
Gavin Chamberlain	Chief Operating Officer	3 February 2023 – present
Werner Ewald	Managing Director – Namibia	Full
Stephen Herlihy	Chief Financial Officer and Company Secretary	Full
Olga Skorlyakova	Vice President, Market Strategy	29 May 2023 – Present

## 1. PRINCIPLES USED TO DETERMINE THE NATURE AND AMOUNT OF REMUNERATION

### Board Remuneration, Nomination and Corporate Governance Committee

The Remuneration Committee assists the Board to fulfil its responsibilities to shareholders by ensuring the Group has remuneration policies that fairly and competitively reward executives and the broader Bannerman workforce. The Remuneration Committee's decisions on reward structures are based on the current competitive environment,

# REMUNERATION REPORT (CONTINUED)

FOR THE YEAR ENDED 30 JUNE 2023

remuneration packages for executives and employees in the resources industry and the size and complexity of the Group.

The Remuneration Committee's responsibilities include reviewing the Company's remuneration framework and evaluating the performance of the CEO and monitoring the performance of the executive team.

Independent remuneration information is used by the Remuneration Committee from time to time to ensure the Company's remuneration system and reward practices are consistent with market practices.

## Directors' remuneration policy and structure

Bannerman's non-executive director remuneration policy aims to reward non-executive directors fairly and responsibly having regard to the:

- level of fees paid to directors relative to other comparatively sized exploration and mining companies;
- size and complexity of Bannerman's operations; and
- responsibilities and work requirements of individual Board members.

Fees paid to the non-executive directors of Bannerman are usually reviewed annually by the Remuneration Committee and based on periodic advice from external remuneration consultants.

### Directors' remuneration limits

Non-executive directors' fees are determined within an aggregated directors' annual fee limit of \$750,000, which was last approved by shareholders on 17 September 2008.

### Directors' remuneration framework

Non-executive directors' remuneration consists of base fees (inclusive of superannuation); annual grants of share rights or share options; and audit committee chairman fees, details of which are set out in Table 2 below. Non-executive directors may also receive an initial grant of share rights or share options at the time of joining the Board. Board fees are not paid to the executive director as the time spent on Board work and the responsibilities of Board membership are considered in determining the remuneration package provided as part of his normal employment conditions.

Table 2 – Annual Board and committee fees payable to non-executive directors

Position	Year ended 30 June 2023		Year ending 30 June 2022	
	Cash \$	Share Options	Cash \$	Share Options / Share Rights \$
Chairman of the Board	120,000	70,000	120,000	70,000
Non-Executive Director	70,000	25,000	70,000	25,000
<i>Additional fees for:</i>				
Chairman of the Audit Committee	12,500	-	12,500	-

Note:

- Share options and rights issued to non-executive directors' vest after a 12-month period.
- No fees are payable for being a member of a committee or for being the Chairman of a committee other than the Chairman of the Audit Committee.
- The number of share options/rights is calculated on the above values on a date prior to preparation of the company's AGM Notice of Meeting. The accounting fair value of the securities is based the date of grant which is following shareholder approval at the AGM. This results in a discrepancy between the values approved by share holder's and the actual book value of issue.

No additional retirement benefits are paid. The figures in Table 2 include the statutory superannuation contributions of 10.5% (10% in 2022) required under Australian superannuation guarantee legislation.

The Non-Executive Director Share Incentive Plan ("NEDSIP"), as approved by shareholders on 19 November 2021, allows for the provision of either share rights or share options to non-executive directors. Under the NEDSIP, the

# REMUNERATION REPORT (CONTINUED)

FOR THE YEAR ENDED 30 JUNE 2023

Company's non-executive directors will receive a percentage of their director's fees in the form of either share rights or share options. The directors consider that the issue of share rights or share options to non-executive directors as part of their remuneration package is reasonable and appropriate given:

- (a) it is a cost effective and efficient reward for service. The issue of share rights or share options in lieu of cash payments preserves the Company's cash resources and reduces on-going costs which is a significant aspect while the Company remains in a development phase; and
- (b) in part, it aligns remuneration with the future growth and prospects of the Company and the interests of shareholders by encouraging non-executive director share ownership.

NEDSIP securities vest subject to an ongoing employment obligation of 1 year.

Refer to Table 7 in Section 4 for details of the number and value of share options and share rights issued to non-executive directors during the year. The securities do not carry any voting or dividend rights and can be exercised once the vesting conditions have been met until their expiry date.

As part of the Company's Securities Trading Policy, the Company prohibits directors from entering into arrangements to protect the value of unvested incentive awards. This includes entering into contracts to hedge exposure to share options, share rights or shares granted as part of their remuneration packages.

The Board assesses the appropriateness, nature and amount of remuneration paid to non-executive directors on a periodic basis, including the granting of equity-based payments, and considers it appropriate to grant share options or share rights to non-executive directors with the overall objective of retaining a high-quality Board whilst preserving cash reserves.

## Executive remuneration policy and structure

Bannerman's executive remuneration policy is designed to reward the CEO and other senior executives. The main principles underlying Bannerman's executive remuneration policy are to:

- provide competitive rewards to attract, retain and motivate executives;
- set levels of performance which are clearly linked to an executive's remuneration;
- structure remuneration at a level which reflects the executive's duties and accountabilities;
- set a competitive level of remuneration that is sufficient and reasonable;
- align executive incentive rewards with the creation of value for shareholders; and
- comply with applicable legal requirements and appropriate standards of governance.

## Executive remuneration structure

Bannerman's remuneration structure for the CEO and senior executives for the year ended 30 June 2023 was divided into two principal components:

- base pay and benefits, including superannuation; and
- variable annual reward, or "at risk" component, by way of the issue of long-term share-based incentives.

Performance reviews for all senior executives are conducted on an annual basis. The performance of each senior executive is measured against pre-determined key performance indicators. The most recent performance reviews were completed in July 2023.

## Base pay

The base pay component of executive remuneration comprises base salary, statutory superannuation contributions and other allowances where applicable. It is determined by the scope of each executive's role, working location, level of knowledge, skill, and experience along with the executive's individual performance. There is no guarantee of base pay increases included in any executive's contract.

Bannerman benchmarks this component of executive remuneration against appropriate market comparisons using information from similar companies and, where applicable, advice from external consultants.

# REMUNERATION REPORT (CONTINUED)

FOR THE YEAR ENDED 30 JUNE 2023

## Long-term incentive component (LTI)

The LTI awards are aimed specifically at creating long term stakeholder value and the retention of employees. The Company has implemented an Employee Incentive Plan (“EIP”) which enables the provision of share options or performance rights to executives, employees and select consultants.

During the 2023 financial year, options (2022: options/performance rights) which will vest subject to pre-defined performance hurdles were allocated to all executives. The securities are issued with no exercise price. The securities do not carry any voting or dividend rights and can be exercised once the vesting conditions have been met until their expiry date. Refer to Table 8 in Section 4 for the number and value of incentives issued to executives during the year.

## Performance measures to determine vesting

### Operational Targets (“KPI”)

The vesting of the (Operational Tranche) is subject to the attainment of defined individual and group performance measures (Operational Test) based on key performance indicators (“KPIs”). The performance indicators are chosen to align the interests of employees with shareholders and stakeholders and deliver long term sustainable value. The Company measures five KPIs:

- Safety - total recordable incidents and significant environmental incidents.
- Operational – execution of company development and operational plans.
- Capital - maintaining adequate working capital and achieving operating budgets.
- Regulatory - obtaining timely renewal of licences, continue to meet legal and corporate reporting obligations.
- Corporate - execution of transactions mandated by the Board.

Group and individual KPI measures are weighted and specify performance required to meet or exceed expectations. Depending on the executives’ role, and whether they are project or corporate based, the weighting for each individual’s measure is variable. Based on the individual’s performance result a corresponding percentage of the individual securities will have satisfied the KPI condition of their securities and will remain on issue (they do not vest however for a further year as they are still subject to continuous employment conditions). The remaining percentage of securities are considered forfeited and are subsequently cancelled.

The weighted average performance for each key performance indicator during the 2022 financial year for the Group’s executives are as follows (2023 financial year results are currently under review and are still pending at reporting date):

Key Performance Indicator	Performance measurement weighting	Performance result
Safety	17%	90%
Operational	30%	91%
Capital	17%	92%
Regulatory	10%	93%
Corporate	27%	94%
Total	100%	92%

### Absolute Shareholder Return (“ASR”)

The Performance Rights (Market Performance Tranche) are subject to an Absolute Shareholder Return (“ASR”) hurdle. The ASR is based on the Company’s absolute total Shareholder return compared with the price used to determine the number of Performance Rights (being the 20 Day VWAP as at 30 June of the issue year) and is tested at the end of two years from 30 June of the issue year to determine the proportion of the Market Performance Tranche that vest. Any incentives that do not vest are cancelled on the official vesting date being 15 November of the vesting year. The vesting schedule is as follows:

# REMUNERATION REPORT (CONTINUED)

FOR THE YEAR ENDED 30 JUNE 2023

Table 3 – ASR Vesting Schedule

On 30 June 2023 the 2020/21 ASR measured employee incentive securities (30 June 2022: 2019/20 securities) were performance measured. The measurement criteria and results for the financial year are stated in the following table:

ASR performance outcome (compound growth over 2yrs)	Percentage of award that will vest	Allocation results	
		2020/21	2019/20
Negative performance	0%	✓	
Between 0 and 20% compounding per annum	Scale applicable between 0 and 100%		
At or above the 20%	100%		✓

Please note the 2020/21 allocations are due to be cancelled on 15 November 2023, and the 2019/20 allocations performance vested on 15 November 2022 (but are still subject to continuous service conditions, see below).

## Continuous Service Condition

In addition to the vesting conditions of all KPI and ASR performance measured securities, executives are subject to ongoing employment obligations for a period of 3 years.

Where an executive ceases employment prior to the vesting of an award, the incentives are forfeited unless the Board applies its discretion to allow vesting at or post cessation of employment in appropriate circumstances. In the event of a change of control of the Group, the performance period end date will generally be brought forward to the date of the change of control and the share options and rights will vest in full, subject to ultimate Board discretion.

## No hedging of LTIs

As part of the Company's Securities Trading Policy, the Company prohibits executives from entering into arrangements to protect the value of unvested LTI awards. This includes entering into contracts to hedge exposure to share options, performance rights or shares granted as part of their remuneration package.

## 2. DETAILS OF REMUNERATION

### Non-Executive Directors' Remuneration

Details of the nature and amount of remuneration of Bannerman's non-executive directors for the year ended 30 June 2023 are as follows:

Table 4 – Non-executive director remuneration

Year	Short-term		Post Employment	Sub-total	Share Based Payments Options / Rights	Total	Performance Related	
	Base Fees	Other	Superannuation					
	\$	\$	\$	\$	\$	\$	%	
<b>Non-Executive Directors</b>								
Ronnie Beevor	2023	120,000	-	-	120,000	92,073	212,073	0%
	2022	120,000	-	-	120,000	85,256	205,256	-
Ian Burvill	2023	63,348	-	6,652	70,000	34,528	104,528	0%
	2022	63,636	-	6,364	70,000	40,073	110,073	-
Clive Jones	2023	63,348	-	6,652	70,000	34,528	104,528	0%
	2022	63,636	-	6,364	70,000	40,073	110,073	-
Mike Leech (i)	2023	112,629	-	-	112,629	57,160	169,789	0%
	2022	115,108	-	-	115,108	64,241	179,349	-
Alison Terry	2023	45,352	-	4,762	50,114	12,470	62,584	0%
	2022	-	-	-	-	-	-	-
<b>Total</b>	2023	404,677	-	18,066	422,743	230,759	653,502	-
	2022	362,380	-	12,728	375,108	229,643	604,751	-

- (i) Mr Mike Leech receives remuneration for his role as a Non-Executive Director of Bannerman and for his role as Chairman of Bannerman's 95% owned Namibian subsidiary, Bannerman Mining Resources (Namibia) (Pty) Ltd and therefore his remuneration is split between Australian (A\$82,500) and Namibian dollars (N\$360,000), which are received for his role as Chairman of Bannerman's Namibian subsidiary.



# REMUNERATION REPORT (CONTINUED)

FOR THE YEAR ENDED 30 JUNE 2023

## Executive Remuneration

Details on the nature and amount of remuneration of Bannerman's executives for the year ended 30 June 2023 are as follows.

Table 5 – Executive remuneration

Year	Short-term			Post Employment	Sub-total	Share Based Payments	Total	Performance Related	
	Salary & Fees	Accrued Annual Leave (ii)	Other	Superannuation		Options / Performance Rights			
	\$	\$	\$ (iii)	\$	\$	\$	\$	%	
<b>Executive Director</b>									
Brandon	2023	422,500	42,059	-	27,500	492,059	385,430	877,489	44%
Munro	2022	372,500	7,275	-	27,500	407,275	333,150	740,425	45%
<b>Other Executive Personnel</b>									
Werner	2023	250,217	-18,003	10,412	25,022	267,648	182,812	450,460	0%
Ewald (i)	2022	253,596	8,935	10,249	23,548	296,328	160,955	457,283	35%
Gavin Chamberlain (iv)	2023	147,012	9,844	-	-	156,856	41,379	198,235	30%
	2022	-	-	-	-	-	-	-	-
Stephen Herlihy	2023	281,500	8,938	-	27,500	317,938	134,002	451,940	21%
	2022	120,447	5,971	-	12,045	138,463	25,641	164,104	16%
Olga Skorlyakova (iv)	2023	20,118	1,370	2,735	1,059	25,282	1,930	27,212	7%
	2022	-	-	-	-	-	-	-	-
Robert Orr (iv)	2023	-	-	-	-	-	-	-	-
	2022	101,602	-	-	-	101,602	132,348	233,950	57%
<b>Total</b>	<b>2023</b>	<b>1,121,347</b>	<b>44,208</b>	<b>13,147</b>	<b>81,081</b>	<b>1,259,783</b>	<b>745,553</b>	<b>2,005,336</b>	
	<b>2022</b>	<b>848,145</b>	<b>22,181</b>	<b>10,249</b>	<b>63,093</b>	<b>943,668</b>	<b>652,094</b>	<b>1,595,762</b>	

- (i) Mr Ewald's contract is denominated in Namibian dollars.
- (ii) Annual leave has been separately categorised and is measured on an accrual basis and reflects the movement in the accrual over the twelve-month period. Any reduction in accrued leave reflects more leave taken or cashed out than that which accrued in the period.
- (iii) Other refers to medical insurance provided to Namibian staff and mandatory National Insurance Contributions provided to the Company's UK staff.
- (iv) Appointments for the financial year include Gavin Chamberlain (3 February 2023) and Olga Skorlyakova (29 May 2023). Robert Orr resigned on 24 January 2022.

## 3. SERVICE AGREEMENTS

On appointment to the Board, all non-executive directors enter into a service agreement with the Company in the form of a letter of appointment. The letter summarises the Board policies and terms, including compensation.

Remuneration and other terms of employment for the CEO and the other executives are also formalised in service agreements. Major provisions of the agreements relating to remuneration are summarised below.

### Remuneration of the Chief Executive Officer

Mr Munro was appointed on 9 March 2016 as CEO and Managing Director. Under the employment contract with Mr Munro, he is entitled to receive an annual salary, superannuation, and LTI awards (grant of share options or performance rights, which are subject to performance hurdles). Details of Mr Munro's contract and remuneration are follows:

#### Annual Salary

Mr Munro's annual salary is \$450,000 per annum inclusive of 10% superannuation.

# REMUNERATION REPORT (CONTINUED)

FOR THE YEAR ENDED 30 JUNE 2023

## Long term incentives

During the year, Mr Munro was granted 190,779 performance rights subject to shareholder approval, which was obtained in November 2022. The performance rights were offered, and the terms and conditions were agreed to and accepted by Mr Munro. The rights are subject to performance hurdles and lapse if Mr Munro leaves the employment of the Group and immediately vest in the event of a change of control. Refer to Table 8 in section 4.

## Termination Benefits

Mr Munro is entitled to 6 months' annual salary if his employment is terminated other than for cause, plus statutory entitlements for annual leave. The contract also provides that Mr Munro's employment may be terminated with three months' notice by either party.

## Contracts for executives – employed in the Group as at 30 June 2023

A summary of the key contractual provisions for each of the current key management personnel is set out in Table 6 below.

Table 6 - Contractual provisions for executives engaged as at 30 June 2023

Name and job title	Employing company	Contract duration	Notice period company	Notice period employee	Termination provision
Brandon Munro – CEO & Managing Director	Bannerman Energy Ltd	No fixed term	3 months	3 months	6 months base salary and accrued leave entitlements if terminated by the Company.
Gavin Chamberlain – COO	Bannerman Energy Ltd	No fixed term	3 months	3 months	6 months base salary if terminated by the Company.
Stephen Herlihy – CFO & Company Secretary	Bannerman Energy Ltd	No fixed term	3 months	3 months	6 months base salary if terminated by the Company.
Werner Ewald – Managing Director Namibia	Bannerman Mining Resources (Namibia) (Pty) Ltd	No fixed term	3 months	3 months	6 months base salary and accrued leave entitlements if terminated by the Company.
Olga Skorlyakova– Vice President, Market Strategy	Bannerman Energy (UK) Limited	No fixed term	3 months	3 months	6 months base salary and accrued leave entitlements if terminated by the Company.

# REMUNERATION REPORT (CONTINUED)

FOR THE YEAR ENDED 30 JUNE 2023

## 4. SHARE-BASED COMPENSATION

Key management personnel are eligible to participate in the company's NEDSIP or EIP.

### Long Term Incentives

The details of NEDSIP and EIP securities over Bannerman shares provided to key management and on issue during the reporting period are set out in the tables below.

Table 7 –NEDSIP share options and share rights issued, vested, and lapsed to non-executive directors.

Name	Allocation Year	Security type	Fair Value (per security)	Grant Date (i)	Vesting Date (ii)	Expiry Date	Exercise Price	Opening balance 1 July 2022	Granted	Exercised/converted	Cancelled/lapsed	Closing Balance 30 June 2023	Vested Securities	Non-vested
Ronald Beevor	2020/21	Option	\$0.14	20-Nov-20	15-Nov-21	15-Nov-23	\$0.50	426,360		-	-	426,360	426,360	-
	2021/22	Option	\$ 1.19	14-Dec-21	15-Nov-22	15-Nov-24	\$ 4.50	88,780		-	-	88,780	88,780	-
	2022/23	Option	\$ 2.12	16-Nov-22	15-Nov-23	15-Nov-26	\$ -	-	37,096	-	-	37,096	-	37,096
Ronald Beevor Total								515,140	37,096	-	-	552,236	515,140	37,096
Clive Jones	2021/22	Right	\$3.20	19-Nov-21	15-Nov-22	N/A	\$-	13,970		(13,970)	-	-	-	-
	2022/23	Option	\$ 2.12	16-Nov-22	15-Nov-23	15-Nov-26	\$-	-	13,249	-	-	13,249	-	13,249
Clive Jones Total								13,970	13,249	(13,970)	-	13,249	-	13,249
Michael Leech	2019/20	Option	\$ 0.18	18-Dec-19	15-Nov-20	15-Nov-22	\$ 0.59	233,880		(233,880)	-	-	-	-
	2020/21	Option	\$ 0.14	20-Nov-20	15-Nov-21	15-Nov-23	\$ 0.50	329,560		-	-	329,560	329,560	-
	2021/22	Right	\$ 3.20	19-Nov-21	15-Nov-22	N/A	\$ -	23,360		-	-	23,360	23,360	-
	2022/23	Option	\$ 2.12	16-Nov-22	15-Nov-23	15-Nov-26	\$ -	-	21,799	-	-	21,799	-	21,799
Michael Leech Total								586,800	21,799	(233,880)	-	374,719	352,920	21,799
Ian Burvill	2021/22	Right	\$3.20	19-Nov-21	15-Nov-22	N/A	\$ -	13,970		(13,970)	-	-	-	-
	2022/23	Option	\$ 2.12	16-Nov-22	15-Nov-23	15-Nov-26	\$ -	-	13,249	-	-	13,249	-	13,249
Ian Burvill Total								13,970	13,249	(13,970)	-	13,249	-	13,249
Alison Terry	2022/23	Option	\$ 2.12	16-Nov-22	15-Nov-23	15-Nov-26	\$ -	-	9,474	-	-	9,474	-	9,474
Alison Terry Total								-	9,474	-	-	9,474	-	9,474
Grand Total								1,129,880	94,867	(261,820)	-	962,927	868,060	94,867

(i) The grant date for accounting purposes is recognised as the date that the Company's obligation for the share options or rights arose.

(ii) Vesting date is achieved by continuous employment for the vesting period.

# REMUNERATION REPORT (CONTINUED)

FOR THE YEAR ENDED 30 JUNE 2023

Table 8– EIP Share options and performance rights holdings of executive personnel and their key terms.

Name	Allocation Year	Performance Measure (i)	Performance measure weighting (ii)	Security type	Fair Value (per security)	Grant Date (iii)	Performance Vesting Date (iv)	Vesting Date (v)	Expiry Date	Opening balance 1 July 2022	Granted	Exercised/ converted	Cancelled/ lapsed	Closing Balance 30 June 2023	Vested Securities	Non-vested
Brandon Munro	2019/20	ASR	50%	Right	\$0.11	18-Dec-19	15/11/2021	15-Nov-22	N/A	366,665	-	-	-	366,665	366,665	-
		KPI	50%	Right	\$0.41	18-Dec-19	15/11/2020	15-Nov-22	N/A	351,999	-	-	-	351,999	351,999	-
	2020/21	ASR	50%	Right	\$0.26	20-Nov-20	15/11/2022	15-Nov-23	N/A	512,500	-	-	-	512,500	-	512,500
		KPI	50%	Right	\$0.39	20-Nov-20	15/11/2021	15-Nov-23	N/A	502,250	-	-	-	502,250	-	502,250
	2021/22	ASR	50%	Right	\$2.63	19-Nov-21	15/11/2023	15-Nov-24	N/A	100,560	-	-	-	100,560	-	100,560
		KPI	50%	Right	\$3.20	19-Nov-21	15/11/2022	15-Nov-24	N/A	100,560	-	(8,045)	-	92,515	-	92,515
	2022/23	ASR	50%	Option	\$1.43	16-Nov-22	15/11/2024	15-Nov-25	15-Nov-30	-	95,389	-	-	95,389	-	95,389
		KPI	50%	Option	\$2.12	16-Nov-22	15/11/2023	15-Nov-25	15-Nov-30	-	95,390	-	-	95,390	-	95,390
Brandon Munro Total										1,934,534	190,779	-	(8,045)	2,117,268	718,664	1,398,604
Gavin Chamberlain	2022/23	ASR	30%	Option	\$1.34	18-Oct-22	15/11/2024	15-Nov-25	15-Nov-30	-	30,000	-	-	30,000	-	30,000
		KPI	70%	Option	\$2.03	18-Oct-22	15/11/2023	15-Nov-25	15-Nov-30	-	70,000	-	-	70,000	-	70,000
Gavin Chamberlain Total										-	100,000	-	-	100,000	-	100,000
Stephen Herlihy	2021/22	ASR	30%	Right	\$2.20	07-Apr-22	15/11/2023	15-Nov-23	N/A	22,500	-	-	-	22,500	-	22,500
					\$2.20	07-Apr-22	15/11/2023	15-Nov-24	N/A	15,000	-	-	-	15,000	-	15,000
		KPI	70%	Right	\$1.48	07-Apr-22	15/11/2022	15-Nov-23	N/A	52,500	-	(5,250)	-	47,250	-	47,250
	2022/23				\$1.48	07-Apr-22	15/11/2022	15-Nov-24	N/A	35,000	-	(3,500)	-	31,500	-	31,500
		ASR	30%	Option	\$1.11	29-Nov-22	15/11/2024	15-Nov-25	15-Nov-30	-	29,475	-	-	29,475	-	29,475
		KPI	70%	Option	\$1.81	29-Nov-22	15/11/2023	15-Nov-25	15-Nov-30	-	68,776	-	-	68,776	-	68,776
Stephen Herlihy Total										125,000	98,251	-	(8,750)	214,501	-	214,501
Werner Ewald	2019/20	ASR	30%	Right	\$0.37	18-Dec-19	15/11/2021	15-Nov-22	N/A	115,260	(115,260)	-	-	-	-	-
		KPI	70%	Right	\$0.37	18-Dec-19	15/11/2020	15-Nov-22	N/A	258,183	(258,183)	-	-	-	-	-
	2020/21	ASR	30%	Right	\$0.26	20-Nov-20	15/11/2022	15-Nov-23	N/A	135,477	-	-	-	135,477	-	135,477
		KPI	70%	Right	\$0.39	20-Nov-20	15/11/2021	15-Nov-23	N/A	297,146	-	-	-	297,146	-	297,146
	2021/22	ASR	30%	Right	\$2.63	14-Dec-21	15/11/2023	15-Nov-24	N/A	26,838	-	-	-	26,838	-	26,838
		KPI	70%	Right	\$3.20	14-Dec-21	15/11/2022	15-Nov-24	N/A	62,622	-	(6,262)	-	56,360	-	56,360
	2022/23	ASR	30%	Option	\$1.17	28-Nov-22	15/11/2024	15-Nov-25	15-Nov-30	-	29,128	-	-	29,128	-	29,128

# REMUNERATION REPORT (CONTINUED)

FOR THE YEAR ENDED 30 JUNE 2023

Name	Allocation Year	Performance Measure (i)	Performance measure weighting (ii)	Security type	Fair Value (per security)	Grant Date (iii)	Performance Vesting Date (iv)	Vesting Date (v)	Expiry Date	Opening balance 1 July 2022	Granted	Exercised/ converted	Cancelled/ lapsed	Closing Balance 30 June 2023	Vested Securities	Non-vested
		KPI	70%	Option	\$1.88	28-Nov-22	15/11/2023	15-Nov-25	15-Nov-30	-	67,965	-	-	67,965	-	67,965
Werner Ewald Total										895,526	97,093	(373,443)	(6,262)	612,914	-	612,914
Olga Skorlyakovo	2022/23	ASR	30%	Option	\$0.55	29-May-23	15/11/2024	15-Nov-25	15-Nov-30	-	15,450	-	-	15,450	-	15,450
		KPI	70%	Option	\$1.35	29-May-23	15/11/2023	15-Nov-25	15-Nov-30	-	36,050	-	-	36,050	-	36,050
Olga Skorlyakovo Total										-	51,500	-	-	51,500	-	51,500
Grand Total										2,955,060	537,623	(373,443)	(23,057)	3,096,183	718,664	2,377,519

(i) Performance measure relates to the following measures; KPI - operational targets, ASR – Market ASR.

(ii) Performance measurement weighting between ASR and KPI measures for allocation year.

(iii) The grant date for accounting purposes is recognised as the date that the Company's obligation for the share options or rights arose.

(iv) Performance vesting date relates to the performance condition (KPI/ASR) vesting date.

(v) Vesting date is the ultimate vesting date, achieved by continuous employment (secondary condition).

For personal use only

# REMUNERATION REPORT (CONTINUED)

FOR THE YEAR ENDED 30 JUNE 2023

## Other remuneration information

Further details relating to share options and rights and the proportion of key management personnel remuneration related to equity compensation during the year are tabulated below.

Table 9 – Value of share options and performance rights issued and exercised during the year ended 30 June 2023

Name	Allocation Year	Security type	Value of securities granted during the year \$ (i)	Value of securities exercised/converted \$ (ii)	Price paid on exercise/conversion \$
Ronnie Beevor	2022/23	Option	78,644	-	-
Clive Jones	2021/22	Right	-	28,295	-
	2022/23	Option	28,088	-	-
Michael Leech	2019/20	Option	-	331,210	137,989
	2022/23	Option	46,213	-	-
Ian Burvill	2021/22	Right	-	28,353	-
	2022/23	Option	28,088	-	-
Alison Terry	2022/23	Option	20,085	-	-
Brandon Munro	2022/23	Option	339,015	-	-
Gavin Chamberlain	2022/23	Option	182,390	-	-
Stephen Herlihy	2022/23	Option	157,231	-	-
Werner Ewald	2019/20	Right	-	745,329	-
	2022/23	Option	161,427	-	-
Olga Skorlyakova	2022/23	Option	57,105	-	-
Grand Total			1,098,286	1,133,187	137,989

(i) Based on fair value at time of grant per AASB 2. For details on the valuation of the options and rights, including models and assumptions used, refer to Note 21.

(ii) Calculated based on the fair value of the Company's shares on date of exercise.

Other than detailed above in Table 8 there were no other alterations to the terms and conditions of the share options / rights awarded as remuneration since their award date.

# REMUNERATION REPORT (CONTINUED)

FOR THE YEAR ENDED 30 JUNE 2023

Table 10 – Shareholdings of key management personnel <sup>(i)</sup>

	Opening Balance 1 Jun 2022	Granted as Remuneration	Received on Exercise of Share options / conversion of rights	(Sales) Purchases	Net Change Other (ii)	Closing Balance 30 June 2023
Non-exec Directors						
Ronnie Beevor	689,105	-	-	-	-	689,105
Ian Burvill	265,690	-	13,970	-	-	279,660
Clive Jones	1,786,458	-	13,970	-	-	1,800,428
Mike Leech	186,690	-	233,880	-	-	420,570
Non-exec Directors Total	2,927,943	-	261,820	-	-	3,189,763
Executives						
Brandon Munro	1,444,964	-	-	-	-	1,444,964
Werner Ewald	800,000	-	373,443	-	-	1,173,443
Gavin Chamberlain	-	-	-	-	-	-
Stephen Herlihy	-	-	-	-	-	-
Olga Skorlyakova	-	-	-	-	-	-
Executives Total	2,244,964	-	373,443	-	-	2,618,407
<b>Grand Total</b>	<b>5,172,907</b>	<b>-</b>	<b>635,263</b>	<b>-</b>	<b>-</b>	<b>5,808,170</b>

(i) Includes shares held directly, indirectly, and beneficially by key management personnel.

All equity transactions with key management personnel other than those arising from the exercise of remuneration share options or asset acquisition share options have been entered into under terms and conditions no more favourable than those the Group would have adopted if dealing at arm's length.

## 5. ADDITIONAL INFORMATION

### Performance over the Past 5 Years


The objective of the LTI program is to reward and incentivise non-executive directors and executives in a manner which aligns with the creation of shareholder wealth. Bannerman's performance during 2022/23 and the previous four financial years are tabulated in Table 11 below:

Table 11 – Bannerman's performance for the past five years

Year ended 30 June	2023	2022	2021	2020	2019
Net loss after tax (\$'000)	(4,750)	(3,481)	(2,277)	(2,315)	(2,255)
Net assets (\$'000)	110,704	117,890	66,359	51,728	62,965
Market capitalisation (\$ '000's) at 30 June	248,257	252,906	196,208	39,000	47,000
Closing share price (\$)	\$1.65	\$1.70	\$1.65	\$0.37	\$0.45

## END OF REMUNERATION REPORT (AUDITED)

This report is made in accordance with a resolution of the directors.



Brandon Munro  
CEO and Managing Director  
Perth, 22 September 2023

# CONSOLIDATED STATEMENT OF COMPREHENSIVE INCOME

FOR THE YEAR ENDED 30 JUNE 2023

(EXPRESSED IN AUSTRALIAN DOLLARS)

	Note	Consolidated	
		2023 \$'000	2022 \$'000
Interest revenue	2	1,385	99
Administration and corporate expense	3(a)	(1,968)	(1,100)
Depreciation expense		(37)	(32)
Exploration and evaluation expense (write-down)		(1,546)	-
Finance expense		(6)	(8)
Share of losses from equity-accounted investments		(48)	-
Staff expense	3(b)	(2,530)	(2,437)
Other expenses		-	(3)
Loss before income tax		(4,750)	(3,481)
Income tax benefit	5	-	-
Net loss for the year		(4,750)	(3,481)
Other comprehensive income			
<i>Items that may be reclassified subsequently to profit or loss</i>			
Foreign currency translation loss	16(b)	(5,613)	(2,450)
Other comprehensive income/(loss) for the year		(5,613)	(2,450)
Total comprehensive income/(loss)		(10,363)	(5,931)
Net loss is attributable to:			
Equity holders of Bannerman Energy Ltd		(4,640)	(3,451)
Non-controlling interest	26	(110)	(30)
		(4,750)	(3,481)
Total comprehensive income/(loss) is attributable to:			
Equity holders of Bannerman Energy Ltd		(10,219)	(5,883)
Non-controlling interest	26	(144)	(48)
		(10,363)	(5,931)
<u>Basic and dilutive loss</u> per attributable share to the ordinary equity holders of the Company (cents per share)	18	(3.17)	(2.70)

*The above statement of comprehensive income should be read in conjunction with the accompanying notes.*



# CONSOLIDATED STATEMENT OF FINANCIAL POSITION

AS AT 30 JUNE 2023

(EXPRESSED IN AUSTRALIAN DOLLARS)

	Note	Consolidated	
		2023 \$'000	2022 \$'000
<b>CURRENT ASSETS</b>			
Cash and cash equivalents	6	42,589	51,930
Other receivables	7	358	103
Other current assets	8	419	7,381
<b>TOTAL CURRENT ASSETS</b>		<b>43,366</b>	<b>59,414</b>
<b>NON CURRENT ASSETS</b>			
Exploration and evaluation expenditure	12	60,305	60,348
Investments accounted for using the equity method	10	9,199	-
Property, plant, and equipment	11	69	62
Right of use assets	9	17	17
<b>TOTAL NON CURRENT ASSETS</b>		<b>69,590</b>	<b>60,427</b>
<b>TOTAL ASSETS</b>		<b>112,956</b>	<b>119,841</b>
<b>CURRENT LIABILITIES</b>			
Trade and other payables	13	1,309	1,019
Lease liabilities	9	16	16
Provisions	14	610	618
<b>TOTAL CURRENT LIABILITIES</b>		<b>1,935</b>	<b>1,653</b>
<b>NON CURRENT LIABILITIES</b>			
Provisions	14	317	298
<b>TOTAL NON CURRENT LIABILITIES</b>		<b>317</b>	<b>298</b>
<b>TOTAL LIABILITIES</b>		<b>2,252</b>	<b>1,951</b>
<b>NET ASSETS</b>		<b>110,704</b>	<b>117,890</b>
<b>EQUITY</b>			
Contributed equity	15	210,629	208,798
Reserves	16	21,305	25,352
Accumulated losses		(120,843)	(116,203)
<b>TOTAL PARENT ENTITY INTEREST</b>		<b>111,091</b>	<b>117,947</b>
Non-controlling interest	26	(387)	(57)
<b>TOTAL EQUITY</b>		<b>110,704</b>	<b>117,890</b>

*The above statement of financial position should be read in conjunction with the accompanying notes.*

# CONSOLIDATED CASH FLOW STATEMENT

FOR THE YEAR ENDED 30 JUNE 2023

(EXPRESSED IN AUSTRALIAN DOLLARS)

	Note	Consolidated	
		2023 \$'000	2022 \$'000
<b>Cash Flows from Operating Activities</b>			
Payments for staff costs		(1,599)	(1,174)
Payments for administration and corporate costs		(1,877)	(1,061)
Interest received		1,149	45
Interest and other costs of finance paid		(2)	(3)
<i>Net cash flows used in operating activities</i>	19	<u>(2,329)</u>	<u>(2,193)</u>
<b>Cash Flows from Investing Activities</b>			
Payments for exploration and evaluation		(6,933)	(5,222)
Payments to acquire investments in other companies		(51)	(7,250)
Payments to acquire property, plant & equipment		(20)	(5)
<i>Net cash flows used in investing activities</i>		<u>(7,004)</u>	<u>(12,477)</u>
<b>Cash Flows from Financing Activities</b>			
Proceeds from issue of shares		138	56,537
Transaction costs related to issues of shares		-	(2,290)
Repayment of lease liability/borrowings		(42)	(31)
<i>Net cash flows provided by financing activities</i>		<u>96</u>	<u>54,216</u>
Net (decrease) / increase in cash and cash equivalents		(9,237)	39,546
Cash and cash equivalents at beginning of year		51,930	12,455
Net foreign exchange differences		(104)	(71)
Cash and cash equivalents at end of year	6	<u>42,589</u>	<u>51,930</u>

*The above cash flow statement should be read in conjunction with the accompanying notes.*

# CONSOLIDATED STATEMENT OF CHANGES IN EQUITY

FOR THE YEAR ENDED 30 JUNE 2023

(EXPRESSED IN AUSTRALIAN DOLLARS)

	Contributed Equity	Share Based Payment Reserve	Foreign Currency Reserve	Equity Reserve	Accumulated Losses	Non- controlling Interest	Total
	Note 15	Note 15(a)	Note 15(b)	Note 15(c)		Note 25	
	\$'000	\$'000	\$'000	\$'000	\$'000	\$'000	\$'000
Balance at 1 July 2022	208,798	59,566	(32,796)	(1,418)	(116,203)	(57)	117,890
Loss for the period	-	-	-	-	(4,640)	(110)	(4,750)
Other comprehensive income/(loss)	-	-	(5,579)	-	-	(34)	(5,613)
<i>Total comprehensive income/(loss) for the period</i>	-	-	(5,579)	-	(4,640)	(144)	(10,363)
Shares issued to acquire interest in Namibia Critical Metals	1,693	-	-	-	-	-	1,693
Shares issued on exercise of share options	138	-	-	-	-	-	138
Cost of issuing shares	-	-	-	-	-	-	-
Share-based payments	-	1,336	-	-	-	-	1,336
Capital contributions (Bannerman Namibia Pty Ltd)	-	-	-	196	-	(186)	10
Total Equity at 30 June 2023	210,629	60,902	(38,375)	(1,222)	(120,843)	(387)	110,704
Balance at 1 July 2021	152,434	58,465	(30,364)	(1,377)	(112,752)	(47)	66,359
Loss for the period	-	-	-	-	(3,451)	(30)	(3,481)
Other comprehensive income/(loss)	-	-	(2,432)	-	-	(18)	(2,450)
<i>Total comprehensive income/(loss) for the period</i>	-	-	(2,432)	-	(3,451)	(48)	(5,931)
Shares issued pursuant to a placement/SPP	55,700	-	-	-	-	-	56,537
Shares issued on exercise of share options	837	-	-	-	-	-	837
Shares issued on extinguishment of royalty	2,117	-	-	-	-	-	2,117
Cost of issuing shares	(2,290)	-	-	-	-	-	(2,290)
Share-based payments	-	1,101	-	-	-	-	1,101
Capital contributions (Bannerman Namibia Pty Ltd)	-	-	-	(41)	-	38	(3)
Total Equity at 30 June 2022	208,798	59,566	(32,796)	(1,418)	(116,203)	(57)	117,890

*The above statement of changes in equity should be read in conjunction with the accompanying notes.*

# NOTES TO THE FINANCIAL STATEMENTS

FOR THE YEAR ENDED 30 JUNE 2023

---

## 1. BASIS OF PREPARATION AND ACCOUNTING POLICIES

### Corporate Information

This financial report of Bannerman for the year ended 30 June 2023 was authorised for issue in accordance with a resolution of the directors on 22 September 2023.

Bannerman is a company limited by shares incorporated in Australia whose shares are publicly traded on the Australian Securities Exchange and the Namibian Stock Exchange.

### Basis of Preparation and Accounting Policies

The financial report is a general purpose financial report that has been prepared in accordance with Australian Accounting Standards, including Australian Accounting Interpretations, other authoritative pronouncements of the Australian Accounting Standards Board and the Corporations Act 2001. The financial report has also been prepared on an historical cost basis.

The financial report covers the consolidated entity comprising Bannerman and its controlled entities (the "Group").

The financial report is presented in Australian dollars and all values are rounded to the nearest thousand dollars (\$'000) unless otherwise stated under the option available to the Company under Australian Securities and Investments Commission (ASIC) Class Order 2016/191. The Company is an entity to which the Class Order applies.

For the purposes of preparing the consolidated financial statements, the Company is a for-profit entity.

### Statement of Compliance

The financial report complies with Australian Accounting Standards as issued by the Australian Accounting Standards Board and International Financial Reporting Standards ("IFRS") as issued by the International Accounting Standards Board.

### New, revised or amended standards and interpretations adopted by the group

The Group has adopted all the new, revised or amending Accounting Standards and Interpretations issued by the Australian Accounting Standards Board ('AASB') that are mandatory for the current reporting period. Any new, revised or amending Accounting Standards or Interpretations that are not yet mandatory have not been early adopted.

The adoption of these Accounting Standards and Interpretations did not have any significant impact on the financial performance or position of the consolidated entity.

### New standards and interpretations not yet mandatory or early adopted

Australian Accounting Standards and Interpretations that have recently been issued or amended but are not yet mandatory, have not been early adopted by the Group for the annual reporting period ended 30 June 2023. The Group does not expect the impact of these new or amended Accounting Standards and Interpretations to be material.

*AASB 2021-2 Amendments to Australian Accounting Standards* - Disclosure of Accounting Policies The application of this amendment is effective from 1 January 2023, and will be adopted by the Group on 1 July 2023. The amendments aim to help entities provide accounting policy disclosures that are more useful by replacing the requirements for entities to disclose their 'significant' accounting policies with a requirement to disclose their 'material' accounting policies and adds guidance on how entities apply the concept of materiality in making decisions about accounting policy disclosures.

# NOTES TO THE FINANCIAL STATEMENTS (CONTINUED)

FOR THE YEAR ENDED 30 JUNE 2023

*AASB 2021-2 Amendments to Australian Accounting Standards - Definition of Accounting Estimates* The application of this amendment is effective from 1 January 2023, and will be adopted by the Group on 1 July 2023. The amended standard clarifies that the effects on an accounting estimate of a change in an input or a change in a measurement technique are changes in accounting estimates if they do not result from the correction of prior period errors.

*AASB 2014-10 Amendments to Australian Accounting Standards - Sale or Contribution of Assets between an Investor and its Associate or Joint Venture* The application of this amendment is effective from 1 January 2025 (as deferred by AASB 2021- 7 Amendments to AASs – Effective Date of Amendments to AASB 10 and AASB 128 and Editorial Corrections), and will be adopted by the Group on 1 July 2025. The amendments require a full gain or loss to be recognised when a transaction involves a business (whether it is housed in a subsidiary or not) and partial gain or loss to be recognised when a transaction involves assets that do not constitute a business, even if these assets are housed in a subsidiary.

*AASB 2020-1 Amendments to Australian Accounting Standards - Classification of Liabilities as Current or Non-current.* The application of this amendment is effective from 1 January 2024 (as deferred by AASB 2020- 6 Amendments to AASs – Classification of Liabilities as Current or Non-current – Deferral of Effective Date), and will be adopted by the Group on 1 July 2024. This amendment to AASB 101 Presentation of Financial Statements clarifies the requirements for classifying liabilities as current or non-current.

*AASB 2022-6 Amendments to AASs – Non-current Liabilities with Covenants* The application of this amendment is effective from 1 January 2023, and will be adopted by the Group on 1 July 2023. The amendments clarify specific situations in which an entity does not have a right to defer settlement for at least 12 months after the reporting date and adds presentation and disclosure requirements for non-current liabilities subject to compliance with future covenants within the next 12 months.

*AASB 2021-5 Amendments to Australian Accounting Standards - Deferred Tax related to Assets and Liabilities arising from a Single Transaction* The application of this amendment is effective from 1 January 2023, and will be adopted by the Group on 1 July 2023. The amendments narrow the scope of the initial recognition exemption so that it does not apply to transactions that give rise to equal and offsetting temporary differences and clarifies that the exemption does not apply to transactions such as leases and decommissioning obligations.

*AASB 2022-5 Amendments to Australian Accounting Standards - Lease Liability in a Sale and Leaseback* The application of this amendment is effective from 1 January 2024, and will be adopted by the Group on 1 July 2024. The amendments specify the requirements that a seller-lessee uses in measuring the lease liability arising in a sale and leaseback transaction, to ensure that the seller-lessee does not recognise any amount of the gain or loss that relates to the right of use it retains.

*AASB 2023-1 Amendments to Australian Accounting Standards - Supplier Financing Arrangements* The application of this amendment is effective from 1 January 2024, and will be adopted by the Group on 1 July 2024. The amendments clarify the characteristics of supplier finance arrangements. The amendments require information about the impact of supplier finance arrangements on liabilities and cash flows, including terms and conditions of those arrangements as at the beginning and end of the reporting period and the type and effect of non-cash changes in the carrying amount of those arrangements.

## Accounting Policies

### a) Basis of Consolidation

The consolidated financial statements comprise the financial statements of the Group and its subsidiaries as at 30 June 2023. Control is achieved when the Group is exposed, or has rights, to variable returns from its involvement with the investee and has the ability to affect those returns through its power over the investee.

Specifically, the Group controls an investee if and only if the Group has:

- Power over the investee (i.e., existing rights that give it the current ability to direct the relevant activities of the investee);
- Exposure, or rights, to variable returns from its involvement with the investee, and
- The ability to use its power over the investee to affect its returns.

# NOTES TO THE FINANCIAL STATEMENTS (CONTINUED)

FOR THE YEAR ENDED 30 JUNE 2023

When the Group has less than a majority of the voting or similar rights of an investee, the Group considers all relevant facts and circumstances in assessing whether it has power over an investee, including:

- The contractual arrangement with the other vote holders of the investee
- Rights arising from other contractual arrangements
- The Group's voting rights and potential voting rights

The Group re-assesses whether or not it controls an investee if facts and circumstances indicate that there are changes to one or more of the three elements of control. Consolidation of a subsidiary begins when the Group obtains control over the subsidiary and ceases when the Group loses control of the subsidiary. Assets, liabilities, income, and expenses of a subsidiary acquired or disposed of during the year are included in the statement of comprehensive income from the date the Group gains control until the date the Group ceases to control the subsidiary.

Profit or loss and each component of other comprehensive income are attributed to the equity holders of the parent of the Group and to the non-controlling interests, even if this results in the non-controlling interests having a deficit balance. When necessary, adjustments are made to the financial statements of subsidiaries to bring their accounting policies into line with the Group's accounting policies. All intra-group assets and liabilities, equity, income, expenses, and cash flows relating to transactions between members of the Group are eliminated in full on consolidation.

A change in the ownership interest of a subsidiary, without a loss of control, is accounted for as an equity transaction. If the Group loses control over a subsidiary, it:

- De-recognises the assets (including goodwill) and liabilities of the subsidiary
- De-recognises the carrying amount of any non-controlling interests
- De-recognises the cumulative translation differences recorded in equity
- Recognises the fair value of the consideration received
- Recognises the fair value of any investment retained
- Recognises any surplus or deficit in profit or loss
- Reclassifies the parent's share of components previously recognised in OCI to profit or loss or retained earnings, as appropriate, as would be required if the Group had directly disposed of the related assets or liabilities.

## b) Income and Other Taxes

### Income taxes

Current tax assets and liabilities for the current and prior periods are measured at the amount expected to be recovered from or paid to the taxation authorities based on the current period's taxable income. The tax rates and tax laws used to compute the amount are those that are enacted or substantively enacted by the reporting date.

Deferred income tax is provided on all temporary differences at the reporting date between the tax bases of assets and liabilities and their carrying amounts for financial reporting purposes.

Deferred income tax liabilities are recognised for all taxable temporary differences except:

- when the deferred income tax liability arises from the initial recognition of an asset or liability in a transaction that is not a business combination and, at the time of the transaction, affects neither the accounting profit nor taxable profit or loss; and
- when the taxable temporary difference is associated with investments in subsidiaries, associates or interests in joint ventures, and the timing of the reversal of the temporary difference can be controlled and it is probable that the temporary difference will not reverse in the foreseeable future.

Deferred income tax assets are recognised for all deductible temporary differences, carry-forward of unused tax assets and unused tax losses, to the extent that it is probable that taxable profit will be available, against which the deductible temporary differences, the carry-forward of unused tax assets and unused tax losses can be utilised, except:

# NOTES TO THE FINANCIAL STATEMENTS (CONTINUED)

FOR THE YEAR ENDED 30 JUNE 2023

- when the deferred income tax asset relating to the deductible temporary difference arises from the initial recognition of an asset or liability in a transaction that is not a business combination and, at the time of the transaction, affects neither the accounting profit nor taxable profit or loss; and
- when the deductible temporary difference is associated with investments in subsidiaries, associates, or interests in joint ventures, in which case a deferred tax asset is recognised only to the extent that it is probable that the temporary differences will reverse in the foreseeable future and taxable profit will be available against which the temporary difference can be utilised.

The carrying amount of deferred income tax assets is reviewed at each reporting date and reduced to the extent that it is no longer probable that sufficient taxable profit will be available to allow all or part of the deferred income tax asset to be utilised.

Unrecognised deferred income tax assets are reassessed at each reporting date and are recognised to the extent that it has become probable that future taxable profit will allow the deferred tax asset to be recovered.

Deferred income tax assets and liabilities are measured at the tax rates that are expected to apply to the year when the asset is realised or the liability is settled, based on tax rates (and tax laws) that have been enacted or substantively enacted at the reporting date.

Deferred tax assets and deferred tax liabilities are offset only if a legally enforceable right exists to set off current tax assets against current tax liabilities and the deferred tax assets and liabilities relate to the same taxable entity and the same taxation authority.

## Other taxes

Revenues, expenses, and assets are recognised net of the amount of GST/VAT except:

- when the GST/VAT incurred on a purchase of goods and services is not recoverable from the taxation authority, in which case the GST/VAT is recognised as part of the cost of acquisition of the asset or as part of the expenses item as applicable; and
- receivables and payables, which are stated with the amount of GST/VAT included.

The net amount of GST/VAT recoverable from, or payable to, the relevant taxation authority is included as part of receivables or payables in the statement of financial position.

Cash flows are included in the Cash Flow Statement on a gross basis and the GST/VAT component of cash flows arising from investing and financing activities which is recoverable from, or payable to, the relevant taxation authority is classified as part of operating cash flows.

Commitments and contingencies are disclosed net of the amount of GST/VAT recoverable from, or payable to, the relevant taxation authority.

## c) Exploration and Evaluation Expenditure

Exploration and evaluation expenditure is accumulated in respect of each identifiable area of interest. These costs are carried forward only if they relate to an area of interest for which rights of tenure are current and in respect of which:

- (i) such costs are expected to be recouped through successful development, exploitation, or sale of the area; or
- (ii) exploration and evaluation activities in the area have not, at balance date, reached a stage which permit a reasonable assessment of the existence or otherwise of economically recoverable reserves, and active operations in, or relating to, the area are continuing.

Accumulated costs in respect of areas of interest which are abandoned or assessed as not having economically recoverable reserves are written off in full against profit in the year in which the decision to abandon the area is made.

# NOTES TO THE FINANCIAL STATEMENTS (CONTINUED)

FOR THE YEAR ENDED 30 JUNE 2023

A periodic review is undertaken of each area of interest to determine the appropriateness of continuing to carry forward costs in relation to that area of interest.

## d) Property, Plant and Equipment

Plant and equipment are measured at historical cost less accumulated depreciation and any accumulated impairment costs.

The carrying amount of plant and equipment is reviewed annually to ensure it is not in excess of the recoverable amount from these assets. External factors, such as changes in expected future processes, technology, and economic conditions, are also monitored to assess for indicators of impairment. If any indication of impairment exists, an estimate of the asset's recoverable amount is calculated.

Land and buildings are measured at fair value less accumulated depreciation on buildings and impairment losses recognised at the date of revaluation. Valuations are performed with sufficient frequency to ensure that the fair value of a revalued asset does not differ materially from its carrying amount.

A revaluation surplus is recorded in other comprehensive income and credited to the asset revaluation reserve in equity. However, to the extent that it reverses a revaluation deficit of the same asset previously recognised in profit or loss, the increase is recognised in profit and loss. A revaluation deficit is recognised in the income statement, except to the extent that it offsets an existing surplus on the same asset recognised in the asset revaluation reserve.

### Depreciation

The depreciable amount of all fixed assets is depreciated on a diminishing value basis over the useful lives to the Group commencing from the time the asset is held ready for use. The depreciation rates used for each class of depreciable assets are:

Class of Fixed Asset	Depreciation Rate	
	2023	2022
Buildings	2.0%	2.0%
Plant and equipment	33.3%	33.3%
Office Furniture & Equipment	33.3%	33.3%
Vehicles	33.3%	33.3%

An asset's residual value, useful life and amortisation method are reviewed, and adjusted if appropriate, at each financial year end.

Gains or losses on disposals are determined by comparing proceeds with the net carrying amount. These are included in the statement of comprehensive income.

## e) Leases – Group as lessee

When a contract is entered into, the Group assesses whether the contract contains a lease. A lease arises when the Group has the right to direct the use of an identified asset which is not substitutable and to obtain substantially all economic benefits from the use of the asset throughout the period of use.

The Group separates the lease and non-lease components of the contract and accounts for these separately. The Group allocates the consideration in the contract to each component on the basis of their relative stand-alone prices.

Lease assets and lease liabilities are recognised at the lease commencement date, which is when the assets are available for use. The assets are initially measured at cost, which is the present value of future lease payments adjusted for any lease payments made at or before the commencement date, plus any make-good obligations and initial direct costs incurred.

Right of use assets are depreciated using the straight-line method over the lease term. Periodic adjustments are made for any re-measurements of the lease liabilities and impairment losses, assessed in accordance with the Group's impairment policies.



# NOTES TO THE FINANCIAL STATEMENTS (CONTINUED)

FOR THE YEAR ENDED 30 JUNE 2023

---

Lease liabilities are initially measured at the present value of future minimum lease payments, discounted using the Group's incremental borrowing rate if the rate implicit in the lease cannot be readily determined, and are subsequently measured at amortised cost using the effective interest rate. Minimum lease payments are fixed payments.

The lease liability is remeasured when there are changes in future lease payments arising from a change in rates, index, or lease terms from exercising an extension or termination option. A corresponding adjustment is made to the carrying amount of the lease assets, with any excess recognised in the consolidated profit or loss and other comprehensive income statement.

Short term leases (lease term of 12 months or less) and leases of low value assets are recognised as incurred as an expense in the consolidated profit or loss and other comprehensive income statement. Low value assets comprise plant and equipment.

Leased assets are depreciated on a diminishing value basis over their estimated useful lives where it is likely that the Group will obtain ownership of the asset or over the term of the lease.

## f) Investment in associates

An associate is an entity over which the Group has significant influence. Significant influence is the power to participate in the financial and operating policy decisions of the investee but is not control or joint control over those policies.

The considerations made in determining significant influence are similar to those necessary to determine control over subsidiaries. The Group's investment in its associate is accounted for using the equity method.

Under the equity method, the investment in an associate is initially recognised at cost. The carrying amount of the investment is adjusted to recognise changes in the Group's share of net assets of the associate since the acquisition date.

The statement of profit or loss reflects the Group's share of the results of operations of the associate. Any change in Other Comprehensive Income (OCI) of those investees is presented as part of the Group's OCI. In addition, when there has been a change recognised directly in the equity of the associate, the Group recognises its share of any changes, when applicable, in the statement of changes in equity. Unrealised gains and losses resulting from transactions between the Group and the associate are eliminated to the extent of the interest in the associate.

The aggregate of the Group's share of profit or loss of an associate is shown on the face of the statement of profit or loss outside operating profit and represents profit or loss after tax and non-controlling interests in the subsidiaries of the associate.

The financial statements of the associate are prepared for the same reporting period as the Group. When necessary, adjustments are made to bring the accounting policies in line with those of the Group.

After application of the equity method, the Group determines whether it is necessary to recognise an impairment loss on its investment in its associate. At each reporting date, the Group determines whether there is objective evidence that the investment in the associate. If there is such evidence, the Group calculates the amount of impairment as the difference between the recoverable amount of the associate and its carrying value, and then recognises the loss within "Share of profit of an associate" in the statement of profit or loss.

Upon loss of significant influence over the associate, the Group measures and recognises any retained investment at its fair value. Any difference between the carrying amount of the associate upon loss of significant influence and the fair value of the retained investment and proceeds from disposal is recognised in profit or loss.

# NOTES TO THE FINANCIAL STATEMENTS (CONTINUED)

FOR THE YEAR ENDED 30 JUNE 2023

## g) Basic Earnings/Loss Per Share

Basic earnings/loss per share is calculated by dividing the net profit / loss attributable to members of the parent for the reporting period, after excluding any costs of servicing equity, by the weighted average number of ordinary shares of the Group, adjusted for any bonus issue.

Diluted earnings per share adjusts the figures used in the determination of basic earnings per share to take into account the after-income tax effect of interest and other financing costs associated with dilutive potential ordinary shares and the weighted average number of shares assumed to have been issued for no consideration in relation to dilutive potential ordinary shares.

## h) Revenue

Interest revenue is recognised as the interest accrues (using the effective interest method, which is the rate that exactly discounts estimated future cash receipts through the expected life of the financial instrument) to the net carrying amount of the financial asset.

## i) Cash and Cash Equivalents

Cash and cash equivalents in the statement of financial position comprise cash at bank and on hand, cash on call and short-term deposits with an original maturity of three months or less that are readily convertible to known amounts of cash and which are subject to an insignificant risk of changes in value. For the purposes of the Cash Flow Statement, cash and cash equivalents consist of cash and cash equivalents as described, net of outstanding bank overdrafts.

## j) Impairment of Assets

At each reporting date, the Group assesses whether there is any indication that an asset may be impaired. Where an indication of impairment exists, the Group makes a formal estimate of recoverable amount. Where the carrying amount of an asset exceeds its recoverable amount, the asset is considered impaired and is written down to its recoverable amount.

Recoverable amount is the greater of fair value (less costs to sell) and value-in-use. It is determined for an individual asset, unless the asset's value-in-use cannot be estimated to be close to its fair value (less costs to sell) and it does not generate cash inflows that are largely independent of those from other assets or groups of assets, in which case, the recoverable amount is determined for the cash-generating unit to which the asset belongs.

In assessing value-in-use, the estimated future cash flows are discounted to their present value using a pre-tax discount rate that reflects current market assessments of the time value of money and the risks specific to the asset.

## k) Payables

Trade and other payables are carried at amortised cost. Due to their short-term nature, they are not discounted. They represent liabilities for goods and services provided to the Group prior to the end of the financial year that are unpaid and arise when the Group becomes obliged to make future payments in the respect of the purchase of these goods and services. The amounts are unsecured and usually paid within 30 days of recognition.

## l) Provisions

### General

Provisions are recognised when the Group has a present obligation (legal or constructive) as a result of a past event, it is probable that an outlay of resources embodying economic benefits will be required to settle the obligation and a reliable estimate can be made of the amount of the obligation.

Where the Group expects some or all of a provision to be reimbursed, for example under an insurance contract, the reimbursement is recognised as a separate asset but only when a reimbursement is virtually

# NOTES TO THE FINANCIAL STATEMENTS (CONTINUED)

FOR THE YEAR ENDED 30 JUNE 2023

---

certain. The expense relating to any provision is presented in the statement of comprehensive income net of any reimbursement.

Provisions are measured at the present value of management's best estimate of the expenditure required to settle the present obligation at the reporting date. If the effect of the time value of money is material, provisions are discounted using a current pre-tax rate that reflects the time value of money and the risks specific to the liability. Any increase in the provision due to the passage of time is recognised as a finance cost.

## Rehabilitation Provision

Rehabilitation costs will be incurred by the Group either while operating, or at the end of the operating life of, the Group's facilities. The Group assesses its rehabilitation provision at each reporting date. The Group recognises a rehabilitation provision where it has a legal and constructive obligation as a result of past events, and it is probable that an outflow of resources will be required to settle the obligation, and a reliable estimate of the amount of obligation can be made. The nature of these restoration activities includes: dismantling and removing structures; dismantling operating facilities; closing plant and waste sites; and restoring, reclaiming and revegetating affected areas.

The obligation generally arises when the asset is installed, or the ground/environment is disturbed at the operation's location. When the liability is initially recognised, the present value of the estimated costs is capitalised by increasing the carrying amount of the related assets to the extent that it was incurred. Additional disturbances which arise due to further development/construction at the mine are recognised as additions or charges to the corresponding assets and rehabilitation liability when they occur.

Changes in the estimated timing of rehabilitation or changes to the estimated future costs are dealt with prospectively by recognising an adjustment to the rehabilitation liability and a corresponding adjustment to the asset to which it relates if the initial estimate was originally recognised as part of an asset measured in accordance with AASB 6.

Any reduction in the rehabilitation liability and, therefore, any deduction from the asset to which it relates, may not exceed the carrying amount of that asset. If it does, any excess over the carrying value is taken immediately to the statement of comprehensive income.

If the change in estimate results in an increase in the rehabilitation liability and, therefore, an addition to the carrying value of the asset, the Group considers whether this is an indication of impairment of the asset as a whole, and if so, tests for impairment. If, for mature mines, the estimate for the revised mine assets net of rehabilitation provisions exceeds the recoverable value that portion of the increase is charged directly to expense.

Over time, the discounted liability is increased for the change in present value based on the discount rates that reflect current market assessments and the risks specific to the liability.

## m) Employee Benefits

Provision is made for the Group's liability for employee benefits arising from services rendered by employees to balance date.

Contributions are made by the Group to employee superannuation and pension funds and are charged as expenses when incurred.

Liabilities for wages and salaries, including non-monetary benefits and annual leave expected to be settled within 12 months of the reporting date are recognised in respect of employees' services up to the reporting date. They are measured at the amounts expected to be paid when the liabilities are settled.

## n) Contributed Equity

Ordinary shares are classified as equity. Incremental costs directly attributable to the issue of new shares or share options are shown in equity as a deduction, net of tax, from the proceeds.

# NOTES TO THE FINANCIAL STATEMENTS (CONTINUED)

FOR THE YEAR ENDED 30 JUNE 2023

Please note that all balances of equity securities disclosed throughout this financial report are reported on a post-consolidation basis (unless otherwise noted), this accounting policy has also been applied retrospectively to 2022 balances to facilitate comparability.

## Share-based Payment Transactions

The Group provides benefits to employees and directors of the Group, acquires assets and settles expenses through consideration in the form of share-based payment transactions, whereby employees render services, assets are acquired, and expenses are settled in exchange for shares or rights over shares ("equity-settled transactions").

There is currently a Non-Executive Director Share Option Plan and an Employee Incentive Plan which enables the provision of benefits to directors, executives, and staff.

The cost of these equity-settled transactions with employees and directors is measured by reference to the fair value at the date at which they are granted. The fair value is determined using the Black Scholes option pricing model. A Monte Carlo simulation is applied to fair value the Total Shareholder Return element of the EIP incentives. Further details of which are disclosed in Note 19.

In valuing equity-settled transactions, no account is taken of any vesting condition, other than (if applicable):

- Non-vesting conditions that do not determine whether the Group or Company receives the services that entitle the employees to receive payment in equity or cash; or
- Conditions that are linked to the price of the shares of Bannerman Energy Ltd (market conditions).

The cost of equity settled transactions is recognised, together with a corresponding increase in equity, over the period in which the performance and/or service conditions are fulfilled (the vesting period), ending on the date on which the relevant employees become fully entitled to the award (the vesting date).

At each subsequent report date until vesting, the cumulative charge to the statement of comprehensive income is the product of:

- (i) The grant date fair value of the award;
- (ii) The current best estimate of the number of the awards that will vest, taking into account such factors as the likelihood of employee turnover during the vesting period and the likelihood of non-market performance conditions being met; and
- (iii) The expired portion of the vesting period.

The charge to the statement of comprehensive income for the period is the cumulative amount as calculated above, less the amounts already charged in previous periods. There is a corresponding entry to equity.

Equity-settled awards granted by Bannerman to employees of subsidiaries are recognised in the parent's separate financial statements as an additional investment in the subsidiary with the corresponding credit to equity. As a result, the expense recognised by Bannerman in relation to equity-settled awards only represents the expenses associated with grants to employees of the parent. The expense recognised by the Group is the total expense associated with all such awards.

Until an award has vested, any amounts recorded are contingent and will be adjusted if more or fewer awards vest than were originally anticipated to do so. Any award subject to a market conditions or non-vesting conditions is considered to vest irrespective of whether or not that market condition or non-vesting is fulfilled, provided that all other conditions are satisfied.

## o) Foreign Currency Translation

### (i) Functional and presentation currency

Items included in the financial statements of each of the Group's entities are measured using the currency of the primary economic environment in which the entity operates ("functional currency"). The consolidated financial statements are presented in Australian dollars, which is Bannerman's functional and presentation currency.

# NOTES TO THE FINANCIAL STATEMENTS (CONTINUED)

FOR THE YEAR ENDED 30 JUNE 2023

## (ii) Transactions and balances

Transactions in foreign currencies are initially recorded in the functional currency by applying the exchange rates ruling at the date of the transaction. Monetary assets and liabilities denominated in foreign currencies are retranslated at the rate of exchange ruling at the reporting date and any gains or losses are recognised in the statement of comprehensive income.

## (iii) Group companies

For all Group entities with a functional currency other than Australian dollars, the functional currency has been translated into Australian dollars for presentation purposes. Assets and liabilities are translated using exchange rates prevailing at the reporting date; revenues and expenses are translated using average exchange rates prevailing for the statement of comprehensive income year; and equity transactions are translated at exchange rates prevailing at the dates of transactions. The resulting difference from translation is recognised in a foreign currency translation reserve.

## (iv) Subsidiary company loans

All subsidiary company loans from the parent company are translated into Australian dollars, on a monthly basis, using the exchange rates prevailing at the end of each month. The resulting difference from translation is recognised in the statement of comprehensive income of the parent company and on consolidation the foreign exchange differences are recognised in a foreign currency translation reserve as the loan represents a net investment in a foreign entity.

## p) Receivables

Receivables are classified as debt instruments at amortised cost. An allowance is recognised for expected credit loss based on the Group's historical loss experience, adjusted for forward looking factors specific to the debtors and the economic environment.

The Group considers a financial asset in default when contractual payments are 30 days past due. However, in certain cases, the Group may also consider a financial asset to be in default when internal or external information indicates that the Group is unlikely to receive the outstanding contractual amounts in full before considering any credit enhancements held by the Group.

## q) Segment Reporting

An operating segment is a component of an entity that engages in business activities from which it may earn revenues and incur expenses (including revenues and expenses relating to transactions with other components of the same entity), whose operation results are regularly reviewed by the entity's chief operating decision maker to make decisions about resources to be allocated to the segment and assess its performance and for which discrete financial information is available. This includes start-up operations which are yet to earn revenues. Management will also consider other factors in determining operating segments such as the existence of a line manager and the level of segment information presented to the board of directors.

Operating segments have been identified based on the information provided to the chief operating decision makers being the executive management team.

The operations of the Group represent one operating segment under AASB 8 Operating Segments. The accounting policies applied for internal reporting purposes are consistent with those applied in the preparation of the financial report.

## r) Financial Risk Management Objectives and Policies

The Group's principal financial instruments comprise cash, receivables, and payables.

The Group manages its exposure to key financial risks, including interest rate and currency risk in accordance with the Group's financial risk management strategy. The objective of the strategy is to support the delivery of the Group's financial targets whilst protecting future financial security.

# NOTES TO THE FINANCIAL STATEMENTS (CONTINUED)

FOR THE YEAR ENDED 30 JUNE 2023

## s) Significant Accounting Judgements, Estimates and Assumptions

The preparation of the financial statements requires management to make judgements, estimates and assumptions that affect the reported amounts in the financial statements. Management continually evaluates its judgements and estimates in relation to assets, liabilities, contingent liabilities, revenues, and expenses. Management bases its judgements and estimates on historical experience and on other various factors believed to be reasonable under the circumstances, the results of which form the basis of the carrying values of assets and liabilities that are not readily apparent from other sources.

Management has identified the critical accounting policies detailed below for which significant judgements, estimates and assumptions are made. Actual results may differ from these estimates under different assumptions and conditions and may materially affect financial results or the financial position reported in future periods. Further details of the nature of these assumptions and conditions may be found in the relevant notes to the financial statements. The carrying amounts of certain assets and liabilities are often determined based on judgements, estimates and assumptions of future events. The key estimates and assumptions that have a significant risk of causing a material adjustment to the carrying amounts of certain assets and liabilities within the next annual reporting period are:

### *Impairment of capitalised exploration and evaluation expenditure*

The future recoverability of capitalised exploration and evaluation expenditure is dependent on a number of factors, including whether the Group decides to exploit the related mineral title itself or, if not, whether it successfully recovers the related exploration and evaluation asset through sale.

Factors which could impact the future recoverability include the level of measured, indicated and inferred mineral resources, proven and probable ore reserves, future technological changes which could impact the cost of mining, future legal changes (including changes to environmental restoration obligations), changes to commodity prices, ability to finance, renewal of the exclusive prospecting licence and the issue of a mining licence.

To the extent that capitalised exploration and evaluation expenditure is determined not to be recoverable in the future, this will reduce profits and net assets in the period in which this determination is made.

### *Share-based payment transactions*

The Group measures the cost of equity-settled transactions with employees by reference to the fair value of the equity instruments at the date at which they are granted and taking into consideration the likelihood of non-market-based conditions occurring. Estimating fair value for share-based payment transactions requires determining the most appropriate valuation model, which is dependent on the terms and conditions of the grant. This estimate also requires determining the most appropriate inputs to the valuation model including the expected life of the share option, volatility and dividend yield and making assumptions about them. The assumptions and models used for estimating fair value for share-based payment transactions are disclosed in Note 21.

### *Investments accounted for using the equity method*

The Company has classified its investment in Namibia Critical Metals ("NMI") as an *Investments accounted for using the equity method* as per *AASB 128 Investment in Associates and Joint Ventures*. Under AASB 128 a Company has significant influence on an investee if it has the power to participate in the financial and operating policy decisions of the investee but is not in control or has joint control of those policies. If an investor holds more than 20% of the voting power, it is assumed that it has significant influence over the investee. Bannerman holds 41.8% of the voting rights of NMI, therefore satisfies this requirement. Furthermore, the Company's significant influence over NMI is evidenced by its representation at a Board level. The Company's Chief Financial Officer, Stephen Herlihy was nominated to represent the Company, and was appointed to the Board of NMI.

# NOTES TO THE FINANCIAL STATEMENTS (CONTINUED)

FOR THE YEAR ENDED 30 JUNE 2023

	2023 \$'000	Consolidated 2022 \$'000
<b>2. INTEREST REVENUE</b>		
Interest revenue	1,385	99
	<u>1,385</u>	<u>99</u>

## 3. EXPENSES

### (a) Administration and corporate expense

Administrative expense	184	126
Compliance and regulatory	871	467
Insurance expense	99	45
Occupancy expense	64	80
Stakeholder relations	562	331
Travel expenses	188	51
	<u>1,968</u>	<u>1,100</u>

### (b) Staff expenses

Salaries and fees	1,938	1,548
Share-based payments	1,086	977
Superannuation	128	100
Leave accrued	48	24
Other staff expenses	159	349
(Less staff expenses capitalised as exploration and evaluation)	(732)	(506)
(Less staff expenses classified as compliance and regulatory)	(97)	(55)
	<u>2,530</u>	<u>2,437</u>

## 4. AUDITOR'S REMUNERATION

The auditor of the Group is Ernst & Young.

	2023 \$	2022 \$
<i>Amounts received or due and receivable by Ernst &amp; Young (Australia) for:</i>		
Fees for auditing the statutory financial report of the parent covering the group and auditing the financial reports of any controlled entities	83,687	50,000
<i>Fees for other services</i>		
Taxation services & advice	91,744	7,600
	<u>175,431</u>	<u>57,600</u>

*Amounts received or due and receivable by related practices of Ernst & Young (Australia) for:*

Fees for auditing the financial report of any controlled entities	28,312	19,656
<i>Fees for other services</i>		
Taxation services	2,293	2,832
	<u>30,605</u>	<u>22,488</u>

# NOTES TO THE FINANCIAL STATEMENTS (CONTINUED)

FOR THE YEAR ENDED 30 JUNE 2023

## 5. INCOME TAX BENEFIT

	Consolidated	
	2023	2022
	\$'000	\$'000
The components of income tax benefit comprise:		
<i>Current income tax benefit</i>	-	-
<i>Deferred income tax benefit</i>	-	-
Income tax benefit reported in the consolidated statement of comprehensive income	-	-
Income tax expense recognised in equity	-	-
Accounting loss before tax	(4,750)	(3,481)
At the parent company statutory income tax rate of 30% (2021:30%)	(1,425)	(1,044)
Other non-deductible losses for income tax purposes	569	152
Effect of different tax rate for overseas subsidiary	(22)	(26)
Unrecognised deferred tax assets	878	918
Income tax benefit reported in the consolidated statement of comprehensive income	-	-
<i>Deferred tax assets</i>		
Carried forward tax losses	16,686	15,954
Share issue costs	504	687
Provisions and accruals	540	745
Other	-	-
Gross deferred tax asset	17,730	17,386
Offset against deferred tax liability	(65)	(11)
Unrecognised deferred tax assets	17,665	17,375
<i>Deferred tax liabilities</i>		
Other	65	11
Gross deferred tax liability	65	11
Offset against deferred tax asset	(65)	(11)
Net deferred tax liability	-	-

The carried forward tax losses for Bannerman Energy Ltd at 30 June 2023 are \$50,041,373 (2022: \$47,415,548). The carried forward tax losses for Bannerman Mining Resources (Namibia) (Pty) Ltd at 30 June 2023 are \$4,444,019 (2022: \$4,611,931). These tax losses do not expire and may not be used to offset taxable income elsewhere in the Group. The Group neither has any taxable temporary differences nor any tax planning opportunities available that could partly support the recognition of these losses as deferred tax assets. On this basis, the Group has determined that it cannot recognise deferred tax assets on the tax losses carried forward.

The Group has not elected to form a tax consolidated group.



# NOTES TO THE FINANCIAL STATEMENTS (CONTINUED)

FOR THE YEAR ENDED 30 JUNE 2023

Consolidated  
2023                      2022  
\$'000                      \$'000

## 6. CASH AND CASH EQUIVALENTS

Cash at bank and on call (interest bearing)	1,671	6,995
Short-term deposits (interest bearing)	40,918	44,935
	<u>42,589</u>	<u>51,930</u>

The effective interest rate on short-term bank deposits was 4.02% (2022: 0.76%). These deposits have an average maturity of 90 days (2022: 90 days).

## 7. OTHER RECEIVABLES

### Current

GST/VAT	138	66
Interest receivable	219	37
Other	1	-
	<u>358</u>	<u>103</u>

Other receivables are non-interest bearing and have repayment terms of 30 days.

## 8. OTHER CURRENT ASSETS

### Current

Prepayments	419	80
Other current assets (a)	-	7,301
	<u>419</u>	<u>7,381</u>

- (a) On 15 August 2022, the Company finalised an agreement to acquire 41.8% of the issued capital of Namibia Critical Metals from major shareholders. Part consideration of the agreement was to provide a cash payment of \$7,236,179. This amount was held in a trust account as security in preparation for finalisation of agreement and on trust at 30 June 2022. The funds held in trust were released to the vendors at completion in August 2022. In addition to the purchase consideration the Company incurred costs of \$64,914 associated with the transaction up to year end. Please refer to Note 10, for further information.

# NOTES TO THE FINANCIAL STATEMENTS (CONTINUED)

FOR THE YEAR ENDED 30 JUNE 2023

## 9. RIGHT OF USE ASSETS / LEASE LIABILITY

	Consolidated	
	2023	2022
	\$'000	\$'000
RIGHT OF USE ASSET		
Opening balance	17	16
Additions	31	31
Depreciation	(31)	(30)
Closing balance net of accumulated depreciation	17	17
LEASE LIABILITY		
Opening balance	16	16
Additions	31	28
Amortisation of principal	(32)	(29)
Interest on lease	1	1
Closing balance	16	16

Amounts recognised in statement of profit or loss and other comprehensive income relating to:

Depreciation charge of right-of-use assets	31	30
Interest expense (included in finance costs)	1	1
Short term lease payments	-	-

On 1 February 2023 the Company agreed to extend its lease for the corporate premises in Subiaco, Western Australia for a further year. The original lease agreement was signed in February 2023. The future lease payments were discounting using an interest rate of 9.47% in calculating the lease liability.

## 10. INVESTMENTS ACCOUNTED FOR USING THE EQUITY METHOD

On 15 August 2022 the Company acquired a significant interest in Namibia Critical Metals Inc ("NMI") following the acquisition of a 41.8% shareholding in the entity. NMI is a Canadian public company (TSXC:NMI and OTC:NMREF) and is the developer of the fully permitted Lofdal Heavy Rare Earths Project in Namibia, one of the very few development projects outside China that offer substantial future production of dysprosium and terbium.

Under AASB 128, investors who acquire an interest in an associate of which they have sufficient influence over, are to account for the investment by applying the equity method of accounting.

### Consideration for the acquisition

On 15 August 2022, the Company issued 846,337 fully paid ordinary shares at an issue price of \$2.00 per share (total value \$1,692,674) finalising the agreement to acquire 41.8% of the issued capital of NMI from major shareholders. In addition to the shares paid, the Company provided a cash payment of \$7,236,179 in June 2022 (please refer to Note 8 for payment details). Costs incurred implementing this transaction amounted to \$64,914. The aggregate cost to acquire the interest in this associate amounted to \$8,993,767.

In order to protect from the risk of dilution of its interest, the Company has an agreement with the investee to elect to participate in any capital raisings. However, the Company has no commitment in the event that it elects not to participate. Otherwise, the Company has no contractual operational relationships with the associate, and no other commitments.

# NOTES TO THE FINANCIAL STATEMENTS (CONTINUED)

FOR THE YEAR ENDED 30 JUNE 2023

The following table illustrates the summarised financial information of the Group's investment in Namibia Critical Metals Inc, there are no 2022 comparatives as acquisition of investment in associate occurred during the current financial year:

	2023 \$'000	2022 \$'000
Current assets	1,666	-
Non-current assets	29,174	-
Current liabilities	(1,429)	-
Non-current liabilities	(46)	-
Equity	29,365	-
Non-controlled interest	203	-
Equity attributable to shareholders	29,568	-
Group's unadjusted share in equity – 41.8% (2022: NIL)	12,374	-
Adjustment made to the Group's interest in non-current assets at the time of acquisition	(2,950)	-
Investee issue of share-based payments	(225)	-
Group's carrying amount of the investment	9,199	-
Other income	1,061	-
Admin, corporate and staff expenses	(853)	-
Exploration and evaluation expenditure (impairment)	(141)	-
Foreign exchange loss (gain)	(183)	-
Loss before tax	(116)	-
Income tax	-	-
Net loss and comprehensive loss for the year	(116)	-
Share of losses attributable to minority interests	(2)	-
Share of losses attributable to shareholders	(114)	-
Group's share of losses for the year	(48)	-

A reconciliation of the movements in the account is as follows:

Opening balance	-	-
Acquisition of investment in Namibia Critical Metals Inc (i)	8,994	-
Share of loss of the associate	(48)	-
Foreign currency translation movements	253	-
Closing balance	9,199	-

The associate had no contingent liabilities or capital commitments as at 30 June 2023, and did not distribute profits in the form of dividends during the financial period from acquisition to 30 June 2023.

## 11. PROPERTY, PLANT AND EQUIPMENT

	Motor Vehicles \$'000	Office Equipment \$'000	Lab & Field Equipment \$'000	Sundry \$'000	Total \$'000
2023					
Gross carrying amount at Cost	161	32	55	61	309
Accumulated depreciation and impairment	(140)	(12)	(44)	(44)	(240)
Net book value	21	20	11	17	69
Reconciliation of movements:					
Opening net book value	23	8	12	19	62
Additions	-	20	-	-	20
Disposals	-	-	-	-	-
Depreciation charge	-	(6)	-	-	(6)
Foreign exchange movements	(2)	(2)	(1)	(2)	(7)
Closing net book value	21	20	11	17	69

# NOTES TO THE FINANCIAL STATEMENTS (CONTINUED)

FOR THE YEAR ENDED 30 JUNE 2023

	Motor Vehicles \$'000	Office Equipment \$'000	Lab & Field Equipment \$'000	Sundry \$'000	Total \$'000
2022					
Gross carrying amount at Cost	180	14	61	68	323
Accumulated depreciation and impairment	(157)	(6)	(49)	(49)	(261)
Net book value	23	8	12	19	62
Reconciliation of movements:					
Opening net book value	24	6	13	22	65
Additions	-	6	-	-	6
Disposals	-	(2)	-	(1)	(3)
Depreciation charge	-	(2)	-	-	(2)
Foreign exchange movements	(1)	-	(1)	(2)	(4)
Closing net book value	23	8	12	19	62

## 12. EXPLORATION AND EVALUATION EXPENDITURE

	Consolidated	
	2023 \$'000	2022 \$'000
Opening balance	60,348	54,360
General project	453	93
Consultants and other project services	431	65
Environmental	11	11
Human resources	722	510
Studies (Etango-8 DFS/PFS)	271	3,041
Front-End-Engineering-Design (FEED)	4,884	-
Financing planning	496	-
Demonstration plant costs	11	35
Consideration for the extinguishment of royalty	-	4,117
Savanna litigation settlement (a)	-	500
Total capitalised expenditure for the period	7,279	8,372
Write-down of EPL 3345	(1,546)	-
Foreign currency translation movements	(5,776)	(2,384)
Closing balance	60,305	60,348

a) Please refer to note 14c, for information relating to the Savanna litigation settlement.

The value of the Company's interest in exploration and evaluation expenditure is dependent upon:

- the continuance of the Company's rights to tenure of the areas of interest;
- the results of pre-development activities; and
- the recoupment of costs through successful development and exploitation of the areas of interest, or alternatively, by their sale.

The carrying value of the Etango exploration and evaluation asset includes the Exclusive Prospecting License (EPL 3345). In January 2023 the Company assessed the viability of EPL 3345 and pursuant to the assessment elected to not renew the license that was due to expire in April 2023. The Company's management concluded that no economical deposit was present. Accordingly, the Company have recorded a write-down of its value being \$1,545,799.

# NOTES TO THE FINANCIAL STATEMENTS (CONTINUED)

FOR THE YEAR ENDED 30 JUNE 2023

## Etango Uranium Project – Bannerman 95%

The Etango Uranium Project is situated near CNNC's Rössing uranium mine, Paladin's Langer Heinrich uranium mine and CGNPC's Husab uranium mine. Bannerman, in 2012, completed a Definitive Feasibility Study ("DFS") on an open pit mining and heap leach processing operation at Etango. The DFS confirmed the viability of a large open pit and heap leach operation at one of the world's largest undeveloped uranium deposits. From 2015 to 2017, Bannerman conducted a large scale heap leach demonstration program to provide further assurance to financing parties, generate process information for the detailed engineering design phase and build and enhance internal capability.

Bannerman announced to the ASX on 2 August 2021 the completion of a Pre-Feasibility Study (PFS) for an 8Mtpa development of its flagship Etango Uranium Project in Namibia (Etango-8 Project). The PFS on the Etango-8 Project provides an alternate, streamlined development model to the 20Mtpa development assessed to DFS level in 2015. The Study demonstrates the strong technical and economic viability of conventional open pit mining and heap leach processing of the world class Etango deposit at 8Mtpa throughput. The Company completed a Definitive-Feasibility Study (DFS) on Etango-8 Project in December 2022, and has now proceeded to a front-end engineering and design study and a project financing plan.

Bannerman holds a Mineral Deposit Retention Licence 3345 (MDRL 3345), whilst it awaits approval of its Mining License ("ML") by the Namibian Ministry of Mines and Energy. The Company lodged an application for a ML on 3 August 2022.

	Consolidated	
	2023	2022
	\$'000	\$'000
<b>13. TRADE AND OTHER PAYABLES</b>		
Trade payables	389	219
Other payables and accruals	920	800
	<u>1,309</u>	<u>1,019</u>

Trade payables are non-interest bearing and are normally settled on 30 day terms (or less). Other payables are non-interest bearing and have an average term of 60 days.

### Fair value

Due to the short-term nature of these payables, their carrying value approximate their fair value.

## 14. PROVISIONS

### CURRENT

Annual leave provision (a)	93	102
Long service leave provision (b)	17	16
Litigation settlement (c)	500	500
	<u>610</u>	<u>618</u>

### NON-CURRENT

Long service leave provision (b)	52	-
Rehabilitation provision (d)	265	298
	<u>317</u>	<u>298</u>

#### (a) Annual leave provision

Liabilities for annual leave expected to be settled within 12 months of the reporting date are recognised in respect of employee's services up to the reporting date. They are measured at the amounts expected to be paid when the liabilities are settled.

#### (b) Long service leave provision

The liability for long service leave is recognised and measured at the present value of expected future payments to be made in respect of services provided by employees up to the reporting date using the projected unit credit method. Consideration is given to expected future salary levels, experience of employee departures and periods of service. Expected future payments are discounted using market yields at the reporting date on high quality corporate bonds with terms

# NOTES TO THE FINANCIAL STATEMENTS (CONTINUED)

FOR THE YEAR ENDED 30 JUNE 2023

to maturity and currency that match, as closely as possible, the estimated future cash outflows. The obligations are presented as current liabilities in the Statement of Financial Position if the entity does not have an unconditional right to defer settlement for at least twelve months after the reporting date, regardless of when the actual settlement is expected to occur.

(c) Litigation settlement

On 17 December 2008, the Company entered into a legal settlement agreement with Savanna Marble CC ("Savanna") relating to a legal challenge to the Company's rights to the Etango Project Exclusive Prospecting Licence. Under the terms of the settlement a final tranche payment of A\$500,000 and 4,000,000 ordinary shares (400,000 ordinary shares on a post consolidation basis) was due to Savanna upon receipt of the Etango Project mining licence.

In July 2023, the Company entered into an amendment agreement with Savanna regarding the operation of the original Settlement Agreement following the consolidation of Bannerman's share capital. The amendment retains the final tranche cash amount of A\$500,000 and amends the number of ordinary shares due to 1,250,000 upon receipt of the Etango Project mining licence.

	Consolidated	
	2023 \$'000	2022 \$'000
(d) Rehabilitation provision		
Opening balance	298	295
Unwinding of discount	15	16
Revaluation of provision	(17)	-
Foreign exchange translation movements	(31)	(13)
	<u>265</u>	<u>298</u>

The Group makes full provision for the future cost of the environmental rehabilitation obligations relating to the heap leach demonstration plant on a discounted basis at the time of the activity.

The rehabilitation provision, based on the Group's internal estimates, represents the present value of the future rehabilitation costs relating to the heap leach demonstration plant. Assumptions based on the current economic environment have been made, which management believes are a reasonable basis upon which to estimate the future liability. These estimates are reviewed regularly to take into account any material changes to the assumptions. However, actual rehabilitation costs will ultimately depend upon future market prices for the necessary rehabilitation works required that will reflect market conditions at the relevant time. Furthermore, the timing of the rehabilitation is likely to depend on when the pre-development activities cease.

# NOTES TO THE FINANCIAL STATEMENTS (CONTINUED)

FOR THE YEAR ENDED 30 JUNE 2023

## 15. CONTRIBUTED EQUITY

(a) Issued and outstanding:

	2023		2022	
	No. shares '000	\$ '000	No. shares '000	\$ '000
<u>Ordinary shares</u>				
Issued and fully paid	150,511	210,629	148,770	208,798
<u>Movements in ordinary shares on issue</u>				
Opening balance	148,770	208,798	118,914	152,434
Issue of shares for acquisition of interest in Namibia Critical Metals (ii)	846	1,693	-	-
Issue of shares on exercise of options under employee incentive plan (iii, v, vi)	286	138	1,260	837
Issue of shares on vesting under employee performance rights plan (iv)	609	-	1,709	-
Issue of shares pursuant to Placement (vii)	-	-	18,500	40,700
Issue of shares pursuant to Share Purchase Plan (viii)	-	-	6,819	15,000
Consideration for royalty extinguishment (ix)	-	-	1,568	2,117
Costs of issuing shares	-	-	-	(2,290)
Closing balance	150,511	210,629	148,770	208,798

- (i) On 21 July 2022 the Company performed a consolidation of its equity securities. The securities were consolidated on the basis that every 10 securities were consolidated into 1 security, with fractions being rounded up to the next whole number.
- (ii) On 15 August 2022, the Company issued 846,337 fully paid ordinary shares at an issue price of \$2.00 per share finalising the agreement to acquire 41.8% of the issued capital of Namibia Critical Metals from major shareholders.
- (iii) On 29 November 2022 the Company issued 233,880 fully paid ordinary shares following the exercise of options (the options had a weighted average exercise price of \$0.59, raising \$137,989 in equity funding).
- (iv) On 2 December 2022 the Company issued 608,707 fully paid ordinary shares following the conversion of performance rights on vesting.
- (v) On 17 March 2023 the Company issued 44,710 shares on exercise of options (exercise price of NIL).
- (vi) On 31 January 2023 the Company issued 7,155 shares on exercise of options (exercise price of NIL).
- (vii) On 1 April 2022 the Company issued 185,000,000 fully paid ordinary shares (post-consolidation 18,500,000) at an issue price of \$0.22 per share to sophisticated and institutional investors through a placement which raised \$40.7 million of funding for the Etango Project.
- (viii) On 27 April 2022 the Company issued 68,180,913 fully paid ordinary shares (post consolidation 6,818,092) at an issue price of \$0.22 per share to shareholders pursuant to a Share Purchase Plan. This issue of shares provided a further \$15 million in working capital for the Company.
- (ix) On 21 July 2021 the Company issued 15,680,000 fully paid ordinary shares (post consolidation 1,568,000) with an issue price of \$0.135 per share (aggregate valuation \$2,116,1800, calculated using the share price on 21/07/2021) to RCF Funds in consideration for the royalty agreement extinguishment. Please refer to the note 7 (a) for further information.

# NOTES TO THE FINANCIAL STATEMENTS (CONTINUED)

FOR THE YEAR ENDED 30 JUNE 2023

## b) Share options on issue:

The movements in share options during the period were as follows:

Expiry Dates	Exercise Price	Balance 1 Jul 22	Granted	Exercised	Expired / Cancelled	Balance 30 Jun 23	Vested 30 Jun 23
15 November 2022	A\$0.59	233,880	-	(233,880)	-	-	-
15 November 2023	A\$0.50	755,920	-	-	-	755,920	755,920
15 November 2024	A\$4.50	138,780	-	-	-	138,780	138,780
15 November 2025	-	-	-	-	-	-	-
15 November 2026	-	-	100,567	-	-	100,567	-
15 November 2027	-	-	-	-	-	-	-
15 November 2028	-	-	-	-	-	-	-
15 November 2029	-	-	173,659	-	-	173,659	-
15 November 2030	-	-	573,395	(7,155)	-	566,240	-
		1,128,580	847,621	(241,035)	-	1,735,166	894,700
Weighted average exercise price (\$)						0.578	
Average life to expiry (years)						0.280	

The share options above have performance hurdles linked to minimum service periods.

Key management held 1,477,190 share options as at 30 June 2023 with an average exercise price of A\$0.53 per share and an average life to expiry of 3.18 years.

## (c) Share rights on issue

The movement (post-consolidation) in share rights during the period were as follows:

Vesting Dates	Balance 1 Jul 22	Granted	Converted	Forfeited	Balance 30 Jun 23	Vested 30 Jun 23
15 November 2022	1,460,746	-	(614,967)	-	845,779	845,779
17 March 2023	38,450	-	(38,450)	-	-	-
15 November 2023	1,621,233	-	-	(10,667)	1,610,566	-
15 November 2024	340,580	-	-	(17,807)	322,773	-
	3,461,009	-	(653,417)	(28,474)	2,779,118	845,779
Average life to vesting (years)					0.38	

Note: Share rights have no exercise price, and forfeited rights are due to vesting conditions not being met.

All share rights have been issued in accordance with the shareholder approved Employee Incentive Plan and Non-Executive Director Share Incentive Plan, and vest into shares for no consideration on the completion of minimum service periods and, in certain cases, the achievement of specified vesting hurdles related to the Company's relative share price performance, internal business targets and/or personal performance.

Key management held 2,581,920 share rights as at 30 June 2023 with an average life to vesting of 0.39 years.

### Terms of Ordinary Shares

Ordinary shares participate in dividends and the proceeds on winding up of the Company in proportion to the number of shares held. At shareholders' meetings, each ordinary share is entitled to one vote in proportion to the paid-up amount of the share when a poll is called, otherwise each shareholder has one vote on a show of hands.



# NOTES TO THE FINANCIAL STATEMENTS (CONTINUED)

FOR THE YEAR ENDED 30 JUNE 2023

		Consolidated	
		2023	2022
		\$'000	\$'000
<b>16. RESERVES</b>			
Share-based payment reserve	(a)	60,902	59,566
Foreign currency translation reserve	(b)	(38,375)	(32,796)
Equity reserve	(c)	(1,222)	(1,418)
<b>TOTAL RESERVES</b>		<b>21,305</b>	<b>25,352</b>

## (a) Share-based Payment Reserve

Balance at the beginning of the reporting period		59,566	58,465
Share-based payment vesting expense during the period		1,336	1,101
Balance at the end of the reporting period		<u>60,902</u>	<u>59,566</u>

The Share-based Payment Reserve is used to recognise the value of equity-settled share-based payment transactions for the acquisition of project interests and the provision of share-based incentives to key management, employees, and consultants.

## (b) Foreign Currency translation reserve

Reserves at the beginning of the reporting period		(32,796)	(30,364)
Currency translation differences arising during the year		(5,579)	(2,432)
Balance at the end of the reporting period		<u>(38,375)</u>	<u>(32,796)</u>

The Foreign Currency Translation Reserve is used to record exchange differences arising on translation of the Group entities that do not have a functional currency of Australian dollars and have been translated into Australian dollars for presentation purposes.

As per the Statement of Comprehensive Income, the foreign currency translation loss arising for the year ended 30 June 2023 amounted to \$5,612,222 (2022: \$2,450,753 loss), allocated between non-controlling interests of \$33,918 (2022: \$17,963 loss) and the Group of \$5,578,304 (2022: \$2,432,790 loss). Over the year, the Namibian dollar weakened against the Australian dollar, with a movement of approximately 10% from the rate as at 30 June 2022 (A\$1.00: N\$11.23) to the rate as at 30 June 2023 (A\$1.00: N\$12.52).

## (c) Equity reserve

Reserves at the beginning of the reporting period		(1,418)	(1,377)
Movements in equity due to inequitable capital contributions provided to subsidiary Bannerman Mining Namibia Pty Ltd		196	(41)
Balance at the end of the reporting period		<u>(1,222)</u>	<u>(1,418)</u>

The equity reserve relates to the Company's equity in its subsidiary Bannerman Mining (Namibia) Pty Ltd, with current year movements relating inequitable share holder capital contributions provided to Bannerman Mining Namibia Pty Ltd (subsidiary).

# NOTES TO THE FINANCIAL STATEMENTS (CONTINUED)

FOR THE YEAR ENDED 30 JUNE 2023

## 17. FINANCIAL INSTRUMENTS

The Group's principal financial instruments comprise cash and short term deposits, other receivables, and trade payables.

Set out below is an overview of financial instruments held by the Group as at 30 June 2023.

	Consolidated	
	2023 \$'000	2022 \$'000
Financial assets		
Cash and cash equivalents	42,589	51,930
Other Assets	-	7,301
Other receivables	358	103
Total	<u>42,947</u>	<u>59,334</u>
Financial liabilities		
Trade and other payables	1,309	1,019
Lease liability	16	16
Total	<u>1,325</u>	<u>1,035</u>

### Financial risk management objectives and policies

The Group uses different methods to measure and manage different types of risks to which it is exposed. These include the monitoring of levels of exposure to interest rates and foreign exchange risk and assessments of market forecasts for interest rate and foreign exchange prices. Liquidity risk is monitored through the development of future rolling cash flow forecasts and financing plans.

The Board reviews and agrees policies for managing each of the above risks and they are summarised below:

#### (a) Interest Rate Risk

Interest rate risk is managed by obtaining competitive commercial deposit interest rates available in the market from major Australian financial institutions.

The Group's exposure to interest rate risk, which is the risk that a financial instrument's value will fluctuate as a result of changes in market interest rates, and the effective weighted average interest rate for each class of financial assets and financial liabilities, comprises:

Consolidated 2023	Floating Interest Rate \$'000	Fixed Interest maturing in 1 year or less \$'000	Fixed Interest maturing over 1 to 5 years \$'000	Total \$'000
<u>Financial instruments</u>				
Cash	877	41,712	-	42,589
Other Assets	-	-	-	-
Trade and other payables	-	5	-	5
Lease liability	-	(16)	-	(16)
	<u>877</u>	<u>41,701</u>	<u>-</u>	<u>42,578</u>
Weighted average interest rate				3.86%

# NOTES TO THE FINANCIAL STATEMENTS (CONTINUED)

FOR THE YEAR ENDED 30 JUNE 2023

Consolidated 2022	Floating Interest Rate	Fixed Interest maturing in 1 year or less	Fixed Interest maturing over 1 to 5 years	Total
	\$'000	\$'000	\$'000	\$'000
<u>Financial instruments</u>				
Cash	1,565	50,365	-	51,930
Other Assets	7,301	-	-	7,301
Trade and other payables	-	(5)	-	(5)
Lease liability	-	(16)	-	(16)
	<u>8,866</u>	<u>50,344</u>	<u>-</u>	<u>59,210</u>
Weighted average interest rate				0.67%

The following table summarises the impact of reasonably possible changes in interest rates for the Group at 30 June 2023. The sensitivity analysis is based on the assumption that interest rates change by 1% with all other variables remaining constant. The 1% sensitivity is based on reasonably possible changes over a financial year, using the observed range of actual historical rates for the preceding 5-year period and management's expectation of short-term future interest rates.

Impact on post-tax gain/(loss):	Consolidated	
	2023 \$'000	2022 \$'000
1% increase	309	373
1% decrease	(309)	(373)

There is no impact on other reserves in equity for the Group.

## (b) Foreign Currency Risk

Foreign exchange risk arises from future commitments, assets and liabilities that are denominated in a currency that is not the functional currency of the relevant Group company.

The Group's deposits are largely denominated in Australian dollars. Currently there are no foreign exchange hedge programs in place. The Group manages the purchase of foreign currency to meet operational requirements.

The impact of reasonably possible changes in foreign exchange rates for the Group is not material.

## (c) Credit Risk

Credit risk refers to the risk that a counterparty will default on its contractual obligations resulting in financial loss to the Group. The Group has adopted the policy of dealing only with counter parties that have acceptable credit ratings. Cash is held in financial institutions with credit ratings of A or higher (Standard and Poor's). The Company obtains sufficient collateral or other security where appropriate, as a means of mitigating the risk of financial loss from defaults.

The carrying amount of financial assets recorded in the financial statements, net of any provisions for losses, represents the Group's maximum exposure to credit risk. For the remaining financial assets, there are no significant concentrations of credit risk within the Group and financial instruments are being spread amongst highly rated financial institutions and related parties to minimise the risk of default of counterparties.

# NOTES TO THE FINANCIAL STATEMENTS (CONTINUED)

FOR THE YEAR ENDED 30 JUNE 2023

## (d) Liquidity

Liquidity is monitored through the development of monthly expenditure and rolling cash flow forecasts. Short term liquidity is managed on a day-to-day basis by the finance management team including the use of weekly cash forecasts.

The risk implied from the values shown in the table below reflects a balanced view of cash outflows:

Financial Liabilities	<6 months \$'000	6-12 months \$'000	1– 5 years \$'000	Total \$'000
2023				
Trade and other payables	1,309	-	-	1,309
Lease liability	16	-	-	16
<b>Total</b>	<b>1,325</b>	<b>-</b>	<b>-</b>	<b>1,325</b>
2022				
Trade and other payables	1,019	-	-	1,019
Lease liability	14	2	-	16
<b>Total</b>	<b>1,033</b>	<b>2</b>	<b>-</b>	<b>1,035</b>

## 18. LOSS PER SHARE

	Consolidated	
	2023	2022
Basic and diluted loss per share to the ordinary equity holders of the Company (cents per share)	(3.17)	(2.70)
	\$'000	\$'000
Loss used in the calculation of weighted average basic and dilutive loss per share	(4,750)	(3,481)
	<i>Number of Shares '000</i>	<i>Number of Shares '000</i>
Weighted average number of ordinary shares outstanding during the period used in the calculation of basic loss per share.	150,062	127,958
Number of share options / performance rights issued that could be potentially dilutive but are not included in diluted EPS as they are anti-dilutive for the periods presented.	2,913	4,590

The basic and diluted loss per share to the ordinary equity holders is calculated based on the consolidated number of shares on issue on 30 June 2023.

A contingent issue of 1,250,000 shares issuable as consideration to settle a litigation claim may be potentially dilutive if the Company is granted a Mining License. An application for the license was lodged on 4 August 2022 and it is probable that it may be granted within 12 months. Please refer to note 14(c) for information relating to this settlement.

There have been no other conversions to or subscriptions for ordinary shares or issues of potential ordinary shares since the balance date and before the completion of this report.

# NOTES TO THE FINANCIAL STATEMENTS (CONTINUED)

FOR THE YEAR ENDED 30 JUNE 2023

## 19. CASH FLOW INFORMATION

	Consolidated	
	2023	2022
	\$'000	\$'000
(a) Reconciliation from the net loss after tax to the net cash flow from operating activities		
Loss after income tax	(4,750)	(3,481)
Non-cash flows in operating loss		
Depreciation	37	32
Share-based payments	1,241	1,086
Realised loss on disposal of fixed assets	-	3
Write-down of exploration and evaluation expenditure	1,546	-
Interest accrued	(54)	20
Share of losses from equity-accounted investments	48	-
Changes in assets and liabilities		
(Increase) / decrease in receivables and prepayments	(365)	(121)
Increase / (decrease) in trade and other creditors and accruals	(194)	245
(Decrease) / Increase in provisions	162	23
Net cash outflows from Operating Activities	<u>(2,329)</u>	<u>(2,193)</u>

## 20. COMMITMENTS

### a) Exploration and evaluation expenditure

Bannerman has no expenditure commitments with regards to the Etango MDRL 3345 licence.

## 21. SHARE-BASED PAYMENT PLANS

### Recognised employee share-based payment expenses

Total expense from share-based payment transactions during the year are shown in the table below:

	Consolidated	
	2023	2022
	\$'000	\$'000
Staff share-based payments	1,086	977
Consultant share-based payments	155	109
Total share-based expense attributable to the Statement of Comprehensive Income	<u>1,241</u>	<u>1,086</u>
Consultant share-based payments (capitalised as exploration and evaluation expenditure)	95	15
Total share-based payments issued during financial period	<u>1,336</u>	<u>1,101</u>

### Types of share-based payment plans

#### *Employee Incentive Plan ("EIP")*

Performance rights are granted to all employees and select consultants critical to the successful of the Company. The EIP is designed to align participants' interest with those of shareholders by enabling employees to access the benefits of an increase in the value of the Company's shares. The vesting of a percentage of the performance rights (Market Performance Tranche) is subject to the Company's relative Absolute Shareholder Return ("ASR") as measured by share price performance over the two-year period from 30 June of the issue

# NOTES TO THE FINANCIAL STATEMENTS (CONTINUED)

FOR THE YEAR ENDED 30 JUNE 2023

year of the performance rights, compared with the price used to determine the number of Performance Rights. The vesting of the remaining portion (Operational Tranche) is subject to the attainment of defined individual and group performance criteria (Operational Test), chosen to align the interests of employees with shareholders, representing key drivers for delivering long term value. Group and individual performance measures are weighted and specify performance required to meet or exceed expectations.

The performance measures for performance rights related to:

- Safety - total recordable incidents and significant environmental incidents.
- Operational – execution of company development and operational plans.
- Capital - maintaining adequate working capital and achieving operating budgets.
- Regulatory - obtaining timely renewal of licences.
- Corporate - execution of transactions mandated by the Board.

The Performance Rights (Market Performance Tranche) are subject to an Absolute Shareholder Return (ASR) hurdle. The ASR is based on the Company's absolute total Shareholder return compared with the price used to determine the number of Performance Rights (being the 20 Day VWAP as at 30 June of the issue year) and is tested at the end of two years from 30 June of the issue year to determine the proportion of the Market Performance Tranche that vest. The vesting schedule is as follows:

## ASR Vesting Schedule

ASR performance outcome	Percentage of award that will vest
Negative performance	0%
Between 0 and 20% compounding per annum	Scale applicable between 0 and 100%
At or above the 20%	100%

Vested Performance Rights are subject to ongoing employment obligations. Performance rights that do not vest will be cancelled.

When a participant ceases their employment or service prior to the vesting of their rights, the rights are generally forfeited unless cessation of employment is due to termination initiated by the Group (except for termination with cause) or death. In the event of a change of control, the performance period end date will be bought forward to the date of change of control and rights will vest. The Company prohibits executives from entering into arrangements to protect the value of unvested EIP awards.

## Non-Executive Director Share Incentive Plan ("NEDSIP")

Non-executive directors' remuneration includes initial and annual grants of share options or share rights (under the NEDSIP). Share options and share rights granted to non-executive directors are not subject to performance hurdles. They have been issued as an incentive to attract experienced and skilled personnel to the Board.

## Summary of share options granted under NEDSIP and EIP arrangements (consolidated balances)

	2023 #	2023 WAEP <sup>1</sup>	2022 #	2022 WAEP <sup>1</sup>
Outstanding at the beginning of the year	1,128,580	1.01	2,249,540	0.59
Granted during the year	847,621	-	138,780	4.50
Exercised during the year	(241,035)	0.57	(1,259,740)	0.70
Expired during the year	-	-	-	-
Outstanding at end of the year	1,735,166	0.58	1,128,580	1.01

<sup>1</sup> Weighted Average Exercise Price (\$/share)

# NOTES TO THE FINANCIAL STATEMENTS (CONTINUED)

FOR THE YEAR ENDED 30 JUNE 2023

## Summary of performance rights granted under NEDSIP and EIP arrangements (consolidated balances)

	2023	2022
	#	#
Outstanding at beginning of the year	3,461,009	4,756,261
Granted during the year	-	630,800
Converted during the year	(653,417)	(1,708,601)
Forfeited during the year	(28,474)	(217,451)
Outstanding at end of the year	<u>2,779,118</u>	<u>3,461,009</u>

## Weighted average remaining contractual life

The weighted average remaining contractual life as at 30 June 2023 was:

- Share options 3.52 years (2022: 1.29 years).
- Performance rights 0.38 years (2022: 1.05 years).

## Range of exercise price

The range of exercise prices for share options outstanding as at 30 June 2023 was \$0.50 - \$4.50 (2022: \$0.50 - \$4.50). The weighted average exercise price for share options outstanding as at 30 June 2023 was \$0.58 (2022: \$1.01) per share option.

## Weighted average fair value

The weighted average fair value for the share options granted during the year was \$1.71 (2022: \$1.20) per share option. There were no performance rights granted during the financial year ended 30 June 2023.

## Share options / performance rights pricing model

### *Equity-settled transactions*

The fair value of the equity-settled share options granted under the NEDSIP and EIP is estimated as at the date of grant using a Black-Scholes option price calculation method taking into account the terms and conditions upon which the share options/rights were granted. A Monte Carlo simulation is applied to fair value the ASR element. In accordance with the rules of the EIP, the model simulates the Company's ASR to produce a theoretical value relative to share performance. This is applied to the grant to give an expected value of the ASR element.

# NOTES TO THE FINANCIAL STATEMENTS (CONTINUED)

FOR THE YEAR ENDED 30 JUNE 2023

Options pricing model inputs used for the year ended 30 June 2023:

	NEDSIP/EIP	EIP	EIP	EIP	EIP	EIP
	Annual Grant Share Options (SVC) <sup>1</sup>	Annual Grant Share Options (SVC) <sup>1</sup>	Annual Grant Share Options (ASR) <sup>2</sup>	Annual Grant Share Options (KPI) <sup>3</sup>	Annual Grant Share Options (ASR) <sup>2</sup>	Annual Grant Share Options (KPI) <sup>3</sup>
Grant date	16-30 Nov 2022	15 Aug-29 Nov 2022	18 Oct-9 Dec 2022	18 Oct-9 Dec 2022	29 May 2023	29 May 2023
Dividend Yield (%)	0%	0%	0%	0%	0%	0%
Expected volatility (%)	75%	75%	75%	75%	75%	75%
Risk- Free interest rate (%)	3.363%	3.121%-3.247%	3.063%-3.537%	3.063%-3.537%	3.372%	3.372%
Expected life of securities (years)	3 years	8 years	7-8 years	7-8 year	8 years	8 years
Share price at measurement date (\$)	1.800	1.875-2.00	0.864-1.434	1.585-2.120	0.546	1.350

Pricing model inputs used for the year ended 30 June 2022:

	NEDSIP/EIP	NEDSIP	EIP	EIP	EIP
	Annual Grant Share Options (SVC) <sup>1</sup>	Annual Grant Rights (SVC) <sup>1</sup>	Annual Grant Rights	Annual Grant Rights	Annual Grant Rights
Grant date	19 Nov 2021	19 Nov 2021	19 Nov 2021	15 Dec 2021	4 Apr 2022
Dividend Yield (%)	0%	0%	0%	0%	0%
Expected volatility (%)	70%	70%	70	70%	70%
Risk- Free interest rate (%)	0.95%	0.954	0.954	0.939	2.39%-2.49%
Expected life of Share Options / Rights (years)	3 years	1 year	3 years	2 years	2-3 years
Share price at measurement date (\$)	0.119	0.320	0.263-0.320	0.226-0.280	0.148-0.220

## Vesting Conditions

1. SVC = Service Vesting Condition Only
2. ASR = Absolute Shareholder Return / Service Vesting Condition
3. KPI = Operational Target Measure (Key Performance Indicators) /Service Vesting Condition

## 22. SEGMENT INFORMATION

The Group has identified its operating segment based on the internal reports that are reviewed and used by the CEO and the management team in assessing performance and in determining the allocation of resources.

The Group is undertaking development studies and exploring for uranium resources in southern Africa, and hence the operations of the Group represent one operating segment.

The accounting policies applied for internal reporting purposes are consistent with those applied in the preparation of the financial statements. The Group considers the segment assets and liabilities to be consistent with those disclosed in the financial statements.



# NOTES TO THE FINANCIAL STATEMENTS (CONTINUED)

FOR THE YEAR ENDED 30 JUNE 2023

The analysis of the location of non-current assets other than financial instruments is as follows:

	Consolidated	
	2023 \$'000	2022 \$'000
Australia	86	79
Namibia	69,504	60,348
Total Non-current Assets	69,590	60,427

## 23. EVENTS SUBSEQUENT TO REPORTING DATE

On 17 December 2008, the Company entered into a legal settlement agreement with Savanna Marble CC ("Savanna") relating to a legal challenge to the Company's rights to the Etango Project Exclusive Prospecting Licence. Under the terms of the settlement a final tranche payment of A\$500,000 and 400,000 ordinary shares was due to Savanna upon receipt of the Etango Project mining licence.

In July 2023 the Company entered into an amendment agreement with Savanna to avoid a potential legal dispute regarding the operation of the original Settlement Agreement following the consolidation of Bannerman's share capital. The amendment retains the final tranche cash amount of A\$500,000 and increases the number of ordinary shares due to 1,250,000 upon receipt of the Etango Project mining licence.

No other matters or circumstances have arisen since the end of the financial period which significantly affected or may significantly affect the operations of the Consolidated Entity, the results of those operations, or the state of affairs of the Consolidated Entity in future financial years.

## 24. RELATED PARTY INFORMATION

### Subsidiaries

The consolidated financial statements include the financial statements of Bannerman Energy Ltd and the subsidiaries listed in the following table:

Name	Country of incorporation	% Equity Interest	
		2023	2022
Bannerman Mining Resources (Namibia) (Pty) Ltd	Namibia	95	95
Bannerman Energy (UK) Limited	United Kingdom	100	100
Bannerman Investments Pty Ltd (incorporated 3 June 2022)	Australia	100	100
Bannerman Energy Canada Ltd (incorporated 6 June 2022)	Canada	100	100
Bannerman Energy (Netherlands) B.V (incorporated 4 April 2023)	Netherlands	100	-

### Ultimate Parent

Bannerman Energy Ltd is the ultimate Australian parent entity and the ultimate parent of the Group.

### Compensation of Key Management Personnel by Category:

	2023	2022
Short-term employee benefits	1,583,381	1,242,956
Post-employment benefits	99,145	75,820
Share-based payments	976,313	881,737
	2,658,839	2,200,513

### Transactions with related entities:

Transactions between related parties are on commercial terms and conditions, no more favourable than those available to other parties unless otherwise stated. There were no transactions with related entities during the period.

# NOTES TO THE FINANCIAL STATEMENTS (CONTINUED)

FOR THE YEAR ENDED 30 JUNE 2023

## 25. PARENT ENTITY INFORMATION

	2023 \$'000	2022 \$'000
<i>a. Information relating to Bannerman Energy Ltd:</i>		
Current assets	42,842	58,953
Total assets	120,571	124,800
Current liabilities	768	592
Total liabilities	820	592
Issued capital	210,629	208,798
Accumulated loss	(155,818)	(148,193)
Shared based payment Reserve	60,902	59,566
Equity Reserve	4,037	4,037
Total shareholders' equity	119,751	124,208
Profit/(loss) of the parent entity	(7,624)	(8,890)
Total comprehensive profit/(loss) of the parent entity	(7,624)	(8,890)

*b. Details of any guarantees entered into by the parent entity in relation to the debts of its subsidiaries*

There are no guarantees entered into to provide for debts of the Company's subsidiaries. The parent entity has provided a letter to BMRN evidencing the parent's intent to meet the financial obligations of BMRN for the period 1 July 2022 to 30 June 2023.

*c. Details of any contractual commitments by the parent entity for the acquisition of property, plant, or equipment*

There are no contractual commitments by the parent entity for the acquisition of property, plant, and equipment as at reporting date.

## 26. MATERIAL PARTLY-OWNED SUBSIDIARIES

Financial information of subsidiaries that have material non-controlling interests are provided below:

Proportion of equity interest held by non-controlling interests:

Name	Country of incorporation	2023	2022
Bannerman Mining Resources (Namibia) (Pty) Ltd	Namibia	5%	5%
Accumulated balances of material non-controlling interest:		\$'000	\$'000
Bannerman Mining Resources (Namibia) (Pty) Ltd		(387)	(57)
Loss allocated to material non-controlling interest:			
Bannerman Mining Resources (Namibia) (Pty) Ltd		(110)	(30)

In March 2017, the Company entered into a Subscription Agreement with the One Economy Foundation to become a 5% loan-carried shareholder in the Etango Project. As part of the Subscription Agreement, Bannerman Mining Resources (Namibia) (Pty) Ltd (BMRN) issued 5% of its ordinary share capital to the One Economy Foundation for par (nominal) value. The One Economy Foundation will be free carried for all future project expenditure including pre-construction and development expenditure, with the loan capital and accrued interest repayable from future dividends.

# NOTES TO THE FINANCIAL STATEMENTS (CONTINUED)

FOR THE YEAR ENDED 30 JUNE 2023

The summarised financial information of the subsidiary is provided below. This information is based on amounts before inter-company eliminations.

Bannerman Mining Resources (Namibia) (Pty) Ltd	2023	2022
Summarised statement of comprehensive income:	\$'000	\$'000
Other income	81	27
Administrative expenses	(746)	(636)
Write-down of exploration expenditure	(1,546)	-
Loss before tax	(2,211)	(609)
Income tax	-	-
Loss for the year	(2,211)	(609)
Other comprehensive income/(loss)	(678)	(359)
Total comprehensive income/(loss)	(2,889)	(968)
Attributable to non-controlling interests	(144)	(48)
Attributable to equity holders of parent	(2,745)	(92)
Summarised statement of financial position:		
Cash and bank balances and receivables (current)	509	461
Property, plant and equipment and receivables (non current)	60	61
Exploration and evaluation expenditure (non current)	53,592	56,100
Other receivables (non current)	2,149	441
Trade and other payables (current)	(602)	(515)
Provisions (current)	(524)	(1,226)
Other payables (non current)	(48,112)	(47,353)
Provisions (non-current)	(265)	(298)
Total equity	6,807	7,671
Attributable to:		
Equity holders of parent	7,194	7,728
Non-Controlling interest	(387)	(57)
Summarised cash flow information:	2023	2022
	\$'000	\$'000
Operating	(509)	(399)
Investing	(5,351)	(2,732)
Financing	5,948	3,550
Effect of movement in exchange rates on cash held	(104)	(72)
Net (decrease) / increase in cash and cash equivalents	(16)	347

## DIRECTORS' DECLARATION

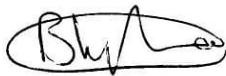
---

In accordance with a resolution of the directors of Bannerman Energy Ltd, I state that:

1. In the opinion of the directors:

- (a) The financial statements, notes and additional disclosures included in the directors' report designated as audited, of the Group are in accordance with the Corporations Act 2001, including:
    - i) Giving a true and fair view of the consolidated entity's financial position as at 30 June 2023 and its performance for the year ended on that date.
    - ii) Complying with Accounting Standards and Corporations Regulations 2001.
  - (b) The financial statements and notes also comply with International Financial Reporting Standards as disclosed in Note 1; and
2. This declaration has been made after receiving the declarations required to be made to the directors in accordance with s295A of the Corporations Act 2001 for the financial year ended 30 June 2023.

On behalf of the Board



Brandon Munro  
Managing Director & CEO  
Perth 22 September 2023

For personal use only



**Building a better  
working world**

Ernst & Young  
11 Mounts Bay Road  
Perth WA 6000 Australia  
GPO Box M939 Perth WA 6843

Tel: +61 8 9429 2222  
Fax: +61 8 9429 2436  
ey.com/au

## Independent auditor's report to the members of Bannerman Energy Limited

### Report on the audit of the financial report

#### Opinion

We have audited the financial report of Bannerman Energy Limited (the Company) and its subsidiaries (collectively the Group), which comprises the consolidated statement of financial position as at 30 June 2023, the consolidated statement of comprehensive income, consolidated statement of changes in equity and consolidated cash flow statement for the year then ended, notes to the financial statements, including a summary of significant accounting policies, and the directors' declaration.

In our opinion, the accompanying financial report of the Group is in accordance with the *Corporations Act 2001*, including:

- a. Giving a true and fair view of the consolidated financial position of the Group as at 30 June 2023 and of its consolidated financial performance for the year ended on that date; and
- b. Complying with Australian Accounting Standards and the *Corporations Regulations 2001*.

#### Basis for opinion

We conducted our audit in accordance with Australian Auditing Standards. Our responsibilities under those standards are further described in the *Auditor's responsibilities for the audit of the financial report* section of our report. We are independent of the Group in accordance with the auditor independence requirements of the *Corporations Act 2001* and the ethical requirements of the Accounting Professional and Ethical Standards Board's APES 110 *Code of Ethics for Professional Accountants (including Independence Standards)* (the Code) that are relevant to our audit of the financial report in Australia. We have also fulfilled our other ethical responsibilities in accordance with the Code.

We believe that the audit evidence we have obtained is sufficient and appropriate to provide a basis for our opinion.

#### Key audit matters

Key audit matters are those matters that, in our professional judgment, were of most significance in our audit of the financial report of the current year. These matters were addressed in the context of our audit of the financial report as a whole, and in forming our opinion thereon, but we do not provide a separate opinion on these matters. For the matter below, our description of how our audit addressed the matter is provided in that context.

We have fulfilled the responsibilities described in the *Auditor's responsibilities for the audit of the financial report* section of our report, including in relation to this matter. Accordingly, our audit included the performance of procedures designed to respond to our assessment of the risks of material misstatement of the financial report. The results of our audit procedures, including the procedures performed to address the matter below, provide the basis for our audit opinion on the accompanying financial report.

## Carrying amount of capitalised exploration and evaluation assets

Why significant	How our audit addressed the key audit matter
<p>As disclosed in Note 12 to the financial report, the Group held capitalised exploration and evaluation assets of \$60,305,000 as at 30 June 2023.</p> <p>The carrying amount of exploration and evaluation assets is assessed for impairment by the Group when facts and circumstances indicate that an exploration and evaluation asset may exceed its recoverable amount.</p> <p>The determination as to whether there are any indicators to require an exploration and evaluation asset to be assessed for impairment, involves a number of judgements including whether the Group will be able to maintain tenure, perform ongoing expenditure and whether there is sufficient information for a decision to be made that the area of interest is not commercially viable.</p> <p>During the year, the Group determined that there had been an impairment indicator in connection with one of its areas of interest arising from the lapse of tenure. The amount capitalised in connection with this area of interest of \$1,545,799 was written off in the current year.</p> <p>Given the size of the balance and the judgemental nature of impairment indicator assessments associated with exploration and evaluation assets, we consider this a key audit matter.</p>	<p>We evaluated the Group's assessment as to whether there were any indicators of impairment to require the carrying amount of exploration and evaluation assets to be tested for impairment. Our audit procedures included the following:</p> <ul style="list-style-type: none"> <li>▶ Considered the Group's right to explore in the relevant exploration area which included obtaining and assessing supporting documentation such as license agreements and correspondence with relevant government agencies.</li> <li>▶ Considered the Group's intention to carry out significant exploration and evaluation activities in the relevant exploration area which included assessing whether the Group's cash-flow forecasts provided for expenditure for planned exploration and evaluation activities, and enquiring with senior management and Directors as to the intentions and strategy of the Group.</li> <li>▶ Considered the Group's assessment of whether the commercial viability of extracting mineral resources had been demonstrated and whether it was appropriate to continue to classify the capitalised expenditure for the area of interest as an exploration and evaluation asset.</li> <li>▶ Assessed whether exploration and evaluation data existed to indicate that the carrying amount of exploration and evaluation assets is unlikely to be recovered through development or sale.</li> <li>▶ Assessed the appropriateness of the amount written off in the current year relating to the area of interest where tenure had lapsed.</li> <li>▶ Assessed the adequacy of the financial report disclosure contained in Note 12 of the financial report.</li> </ul>

## Information other than the financial report and auditor's report thereon

The directors are responsible for the other information. The other information comprises the information included in the Company's 2023 annual report, but does not include the financial report and our auditor's report thereon.

Our opinion on the financial report does not cover the other information and accordingly we do not express any form of assurance conclusion thereon, with the exception of the Remuneration Report and our related assurance opinion.

In connection with our audit of the financial report, our responsibility is to read the other information and, in doing so, consider whether the other information is materially inconsistent with the financial report or our knowledge obtained in the audit or otherwise appears to be materially misstated.

If, based on the work we have performed, we conclude that there is a material misstatement of this other information, we are required to report that fact. We have nothing to report in this regard.

## Responsibilities of the directors for the financial report

The directors of the Company are responsible for the preparation of the financial report that gives a true and fair view in accordance with Australian Accounting Standards and the *Corporations Act 2001* and for such internal control as the directors determine is necessary to enable the preparation of the financial report that gives a true and fair view and is free from material misstatement, whether due to fraud or error.

In preparing the financial report, the directors are responsible for assessing the Group's ability to continue as a going concern, disclosing, as applicable, matters relating to going concern and using the going concern basis of accounting unless the directors either intend to liquidate the Group or to cease operations, or have no realistic alternative but to do so.

## Auditor's responsibilities for the audit of the financial report

Our objectives are to obtain reasonable assurance about whether the financial report as a whole is free from material misstatement, whether due to fraud or error, and to issue an auditor's report that includes our opinion. Reasonable assurance is a high level of assurance, but is not a guarantee that an audit conducted in accordance with the Australian Auditing Standards will always detect a material misstatement when it exists. Misstatements can arise from fraud or error and are considered material if, individually or in the aggregate, they could reasonably be expected to influence the economic decisions of users taken on the basis of this financial report.

As part of an audit in accordance with the Australian Auditing Standards, we exercise professional judgment and maintain professional scepticism throughout the audit. We also:

- ▶ Identify and assess the risks of material misstatement of the financial report, whether due to fraud or error, design and perform audit procedures responsive to those risks, and obtain audit evidence that is sufficient and appropriate to provide a basis for our opinion. The risk of not detecting a material misstatement resulting from fraud is higher than for one resulting from error, as fraud may involve collusion, forgery, intentional omissions, misrepresentations, or the override of internal control.
- ▶ Obtain an understanding of internal control relevant to the audit in order to design audit procedures that are appropriate in the circumstances, but not for the purpose of expressing an opinion on the effectiveness of the Group's internal control.
- ▶ Evaluate the appropriateness of accounting policies used and the reasonableness of accounting estimates and related disclosures made by the directors.
- ▶ Conclude on the appropriateness of the directors' use of the going concern basis of accounting and, based on the audit evidence obtained, whether a material uncertainty exists related to events or conditions that may cast significant doubt on the Group's ability to continue as a going concern. If we conclude that a material uncertainty exists, we are required to draw attention in our auditor's report to the related disclosures in the financial report or, if such disclosures are inadequate, to modify our opinion. Our conclusions are based on the audit evidence obtained up to the date of our auditor's report. However, future events or conditions may cause the Group to cease to continue as a going concern.
- ▶ Evaluate the overall presentation, structure and content of the financial report, including the disclosures, and whether the financial report represents the underlying transactions and events in a manner that achieves fair presentation.
- ▶ Obtain sufficient appropriate audit evidence regarding the financial information of the entities or business activities within the Group to express an opinion on the financial report. We are responsible for the direction, supervision and performance of the Group audit. We remain solely responsible for our audit opinion.

We communicate with the directors regarding, among other matters, the planned scope and timing of the audit and significant audit findings, including any significant deficiencies in internal control that we identify during our audit.

We also provide the directors with a statement that we have complied with relevant ethical requirements regarding independence, and to communicate with them all relationships and other matters that may reasonably be thought to bear on our independence, and where applicable, actions taken to eliminate threats or safeguards applied.

From the matters communicated to the directors, we determine those matters that were of most significance in the audit of the financial report of the current year and are therefore the key audit matters. We describe these matters in our auditor's report unless law or regulation precludes public disclosure about the matter or when, in extremely rare circumstances, we determine that a matter should not be communicated in our report because the adverse consequences of doing so would reasonably be expected to outweigh the public interest benefits of such communication.





## Report on the audit of the Remuneration Report

### Opinion on the Remuneration Report

We have audited the Remuneration Report included in the directors' report for the year ended 30 June 2023.

In our opinion, the Remuneration Report of Bannerman Energy Limited for the year ended 30 June 2023, complies with section 300A of the *Corporations Act 2001*.

### Responsibilities

The directors of the Company are responsible for the preparation and presentation of the Remuneration Report in accordance with section 300A of the *Corporations Act 2001*. Our responsibility is to express an opinion on the Remuneration Report, based on our audit conducted in accordance with Australian Auditing Standards.

Ernst & Young

Gavin A Buckingham  
Partner  
Perth  
22 September 2023

For personal use only

## ADDITIONAL SHAREHOLDER INFORMATION

FOR THE YEAR ENDED 30 JUNE 2023

Additional information required by the Australian Securities Exchange Listing Rules and not disclosed elsewhere in this report is set out below. The information was applicable as at 30 June 2023 (*Post Consolidation*).

### Distribution of Equity Securities

There were 815 holders of less than a marketable parcel of ordinary shares. The number of shareholders by size of holding is set out below:

#### Fully Paid Ordinary Shares

Size of Holding	Number of holders	Number of shares
1 - 1,000	2,192	991,791
1,001 - 5,000	2,402	6,373,158
5,001 - 10,000	799	6,049,478
10,001 - 100,000	965	27,294,930
100,001 and over	86	109,801,303
TOTALS	6,444	150,510,660

#### Unlisted Share options and Performance Rights

Size of Holding	Share options		Performance Rights	
	Number of holders	Number of share options	Number of holders	Number of performance rights
1 - 1,000	1	424	1	363
1,001 - 5,000	1	1,412	-	-
5,001 - 10,000	4	32,439	2	14,699
10,001 - 100,000	13	606,517	7	205,496
100,001 and over	3	1,094,374	3	2,558,560
TOTALS	22	1,735,166	13	2,779,118

### Substantial Shareholders

An extract of the Company's register of substantial shareholders (who held 5% or more of the issued capital) is set out below:

Shareholder	Number of shares	Percentage Held	Date of last lodgement
Macquarie Group Limited (MGL) and Macquarie Group Entities ( <i>Including MMA Asset Management Inc. (MMAM) holding of 12,408,798 (8.25%) held as part of a cash settled equity swap position in the Company with MGL as writer</i> )	13,932,717	9.26%	22 June 2023

## ADDITIONAL SHAREHOLDER INFORMATION (CONTINUED)

FOR THE YEAR ENDED 30 JUNE 2023

### Top 20 Shareholders

The top 20 largest shareholders are listed below:

Name	Number of Shares	Percentage Held %
CITICORP NOMINEES PTY LIMITED	26,670,910	17.72
HSBC CUSTODY NOMINEES (AUSTRALIA) LIMITED	19,218,261	12.77
BUTTONWOOD NOMINEES PTY LTD	11,419,093	7.59
BNP PARIBAS NOMINEES PTY LTD <IB AU NOMS RETAILCLIENT DRP>	10,585,747	7.03
BNP PARIBAS NOMS PTY LTD <DRP>	8,291,180	5.51
HSBC CUSTODY NOMINEES (AUSTRALIA) LIMITED <GSCO CUSTOMERS A/C>	4,587,567	3.05
BNP PARIBAS NOMINEES PTY LTD ACF CLEARSTREAM	4,447,474	2.95
J P MORGAN NOMINEES AUSTRALIA PTY LIMITED	2,259,252	1.50
RETZOS EXECUTIVE PTY LTD <RETZOS EXECUTIVE S/FUND A/C>	1,363,637	0.91
WIDERANGE CORPORATION PTY LTD	1,199,541	0.80
MR WERNER EWALD	1,173,443	0.78
SEQUOI NOMINEES PTY LTD <THE SEQUOI A/C>	1,094,964	0.73
HSBC CUSTODY NOMINEES (AUSTRALIA) LIMITED - A/C 2	1,025,223	0.68
WANNA QUICKIE PTY LTD	722,756	0.48
MRS ORIEL GORDON	666,934	0.44
ONEDIGGER PTY LTD <DIGGER SUPER FUND A/C>	649,143	0.43
MR CLIVE JONES <ALYSE INVESTMENT A/C>	600,887	0.40
BNP PARIBAS NOMS PTY LTD <GLOBAL MARKETS DRP>	457,290	0.30
HSBC CUSTODY NOMINEES (AUSTRALIA) LIMITED-GSCO ECA	423,350	0.28
MR MIKE LEECH	420,570	0.28
<b>TOTAL TOP 20 HOLDERS</b>	<b>97,277,222</b>	<b>64.63</b>
<b>TOTAL NON-TOP 20 HOLDERS</b>	<b>53,233,438</b>	<b>35.37</b>
<b>TOTAL</b>	<b>150,510,660</b>	<b>100.00</b>

### Voting Rights

#### Ordinary Shares

For all ordinary shares, voting rights are on a show of hands whereby every member present in person or by proxy shall have one vote and upon a poll, each share shall have one vote.

#### Share options and Performance Rights

There are no voting rights attached to share options and performance rights.

### Stock Exchanges

Bannerman has a primary listing of its ordinary shares on the Australian Securities Exchange (ASX code: BMN) and has additional listings of its ordinary shares on the Namibian Stock Exchange (NSX code: BMN) and on OTCQX Venture Market (OTCQX code: BNNLF).

### Mineral Licence Schedule

The mineral licence schedule for the Group is tabulated below:

Licence Type/No.	Grant Date	Expiry Date	Holder	Area (Ha)	Country in which the Licence is held
MDRL 3345	7-Aug-2017	N/A (under ML application)	Bannerman Mining Resources (Namibia) (Pty) Ltd	7,295	Namibia