



ABN 59 151 155 734

Annual Financial Report

For the year ended 30 June 2023

For personal use only

Santa Fe Minerals Limited
30 June 2023 Annual Financial Report

Contents

	Page
Corporate Information	2
Directors' Report	3
Auditor's Independence Declaration	25
Consolidated Statement of Profit or Loss and Other Comprehensive Income	26
Consolidated Statement of Financial Position	27
Consolidated Statement of Changes in Equity	28
Consolidated Statement of Cash Flows	29
Notes to the Consolidated Financial Statements	30
Directors' Declaration	52
Independent Auditor's Report	53
ASX Additional Information	57

For personal use only

Santa Fe Minerals Limited
30 June 2023 Annual Financial Report

Corporate Information

Directors	Mark Jones (Non-Executive Chairman) Douglas Rose (Managing Director) Terence Brown (Non-Executive Director)
Company Secretary	Henko Vos
ABN	59 151 155 734
Registered and Principal Office	Suite 1/9 Hampden Road Nedlands WA 6009 Tel: +61 8 9386 8382 Fax: +61 8 6183 4892
Postal Address	Suite 1/9 Hampden Road Nedlands WA 6009
Website	www.santafeminerals.com.au
Auditors	HLB Mann Judd (WA Partnership) Chartered Accountants Level 4, 130 Stirling Street Perth WA 6000
Solicitors	DLA Piper Australia Level 31, Central Park 152-158 St Georges Terrace Perth WA 6000
Share Register	Advanced Share Registry Services 110 Stirling Highway Nedlands WA 6009 Tel: +61 8 9389 8033
Securities Exchange Listing	Australian Securities Exchange Limited (ASX: SFM) Level 40, Central Park 152-158 St George's Terrace Perth WA 6000

For personal use only

Santa Fe Minerals Limited
30 June 2023 Annual Financial Report

Directors' Report

The directors present their report together with the consolidated financial statements of the Group comprising of Santa Fe Minerals Limited ("SFM" or "the Company") and its subsidiaries for the year ended 30 June 2023.

In order to comply with the provisions of the Corporations Act 2001, the directors report as follows:

Directors

The names of the directors who held office during or since the end of the financial year and until the date of this report are noted below. Directors were in office for the entire period unless otherwise stated:

Mr Mark Jones
Mr Douglas Rose
Mr Terence Brown

Qualifications, Experience and Special Responsibilities of Directors

Mark Jones (Chairman/Non-Executive Director)

Mr. Jones has been the Non-Executive Chairman of Santa Fe Minerals Limited since the company floated on the Australian Stock Exchange in October 2011. He was instrumental in the listing of the company and subsequent capital raisings. Mr. Jones was previously a Non-Executive Director (Private Clients) of Patersons Securities Limited and brings 30 years' of capital markets experience to the Board.

In the 3 years immediately before the end of the financial year, Mr Jones also served as a director of the following listed companies:

Oakajee Corporation Limited - current directorship

Douglas Rose (Executive Director)

Mr. Rose was appointed to the board of the Company in March 2013 as a Non-Executive director. He has been the Managing director of Santa Fe Minerals since 1 July 2013 and oversaw the restructure and sale of the ATM business. Prior to his appointment as Managing Director, Mr. Rose was a Private Client Adviser with Patersons Securities Limited. He holds a Bachelor of Commerce degree from Curtin University and has over 16 years' experience in the financial services industry.

In the 3 years immediately before the end of the financial year, Mr Rose also served as a director of the following listed companies:

Oakajee Corporation Limited - current directorship

Terence Brown (Non-Executive Director)

Mr Brown is a geologist with over 31 years' experience in mining and exploration of precious, base and industrial minerals. He has been involved in exploration, project development and operational roles within Australia and Africa for a number of mid-tier mining companies including Resolute Mining Ltd and Integra Mining Ltd. Mr Brown has a Bachelor of Science (Mining Geology) from Western Australian School of Mines and a Post-Graduate Diploma in Natural Resources from Curtin University.

Mr Brown did not hold any other directorships in other listed companies in the last 3 years immediately before the end of the financial year.

Company Secretary

Henko Vos (Appointed 17 December 2020)

Mr Vos is a member of the Australian Institute of Company Directors (AICD), the Governance Institute of Australia (GIA), and the Chartered Accountants in Australia and New Zealand (CAANZ) with more than 15 years' experience working within public practice, specifically within the area of corporate services and audit and assurance both in Australia and South Africa. He holds similar secretarial roles in various other listed public companies in both industrial and resource sectors. He is a Director at Nexia Perth, a mid-tier corporate advisory and accounting practice.

For personal use only

Santa Fe Minerals Limited
30 June 2023 Annual Financial Report

Directors' Report

Directors' Interests

Interests in the shares and options of the Company and related bodies corporate

The following relevant interests in shares and options of the Company or a related body corporate were held by the directors as at the date of this report.

	No. of options over ordinary shares	No. of fully paid ordinary shares
Mark Jones	-	5,860,000
Douglas Rose	-	4,749,748
Terence Brown	-	-

There were no ordinary shares issued by the Company during or since the end of the financial year as a result of the exercise of options.

Dividends

No dividends have been paid or declared since the start of the financial year and the directors do not recommend the payment of a dividend in respect of the financial year.

Principal activities

The principal activities of the Group during the course of the financial year were exploration for gold and base metals within the state of Western Australia.

For personal use only

Directors' Report

Review of operations

Exploration Operations

During the period, Santa Fe Minerals Limited (“**Santa Fe**”, “**SFM**” or “**the Company**”) continued exploration at its Mt Murray base metals project and Challa projects (Gold and Vanadium).

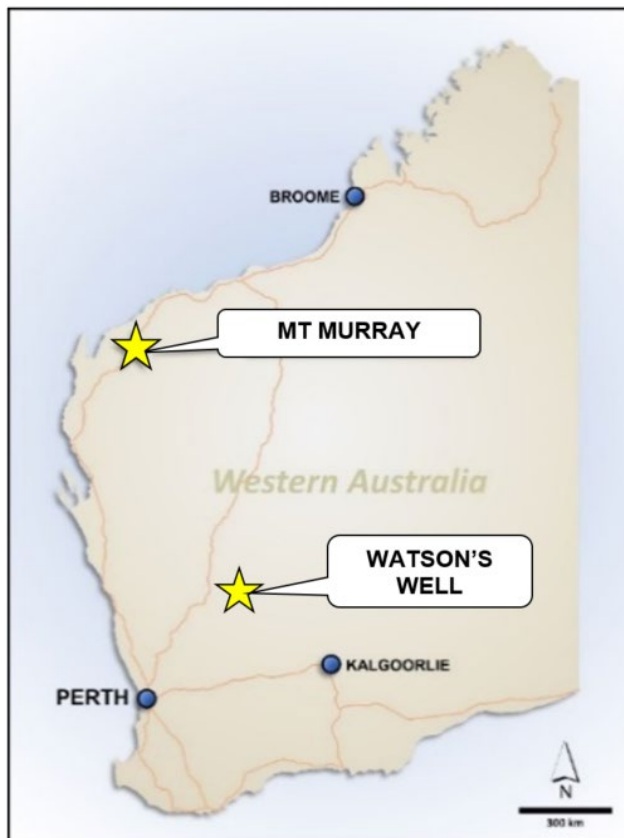


Figure 1 – Project locations.

Watson's Well Vanadium -Titanium-Iron Project (SFM 100%)

A total of 10 Reverse Circulation holes were drilled for 1,492m in September-October 2022 to test the central area of the 7km long Watson's Well high magnetic zone targeting high grade V₂O₅, TiO₂ and Fe in rock chip samples results from outcropping massive magnetite layers, (*SFM Exploration Update 5th April 2022*). Two sections of drill-holes were completed 400m apart with all holes angled at -60 degrees to the east, perpendicular to the strike of the host magnetite rich gabbro. Drill-holes were spaced at a nominal 80m and completed to set depths of 149m or 150m. One hole, WWRC005, was completed 400m further east to test an outcropping parallel magnetite zone. Samples were collected for every 1m of drilling with 853 samples submitted for analytical work based on visual logging and magnetic susceptibility. Drilling conditions were good with hard fresh rock from near surface and only shallow (maximum 20m) weathering.

All ten drillholes intersected broad zones of strong magnetite with associated robust vanadium, titanium, and iron grades (Table 1). Multiple zones of mineralisation were intersected, ranging from 1m to 82m downhole width. The thickest zone, 84m, (0.2% V₂O₅ cut off) is in WWRC006 extending from 62m to 146m downhole grading 0.4% V₂O₅, 4.24% TiO₂, 20% Fe (Figures 2-4). These results were reported to ASX on 3 April 2023.

For personal use only

Santa Fe Minerals Limited
30 June 2023 Annual Financial Report

Directors' Report

Table 1: RC drillhole Vanadium-Titanium-Iron intersections calculated with a 0.3% V2O5 cut-off grade, a minimum 3m width and 1m internal low grade.

Hole ID	From	To	Interval	Fe	TiO2	V2O5
	(m)	(m)	(m)	%	%	%
WWRC001	93	104	12	25.11	3.62	0.41
WWRC001	144	148	4	17.99	3.31	0.37
WWRC002	19	25	6	23.93	4.99	0.52
WWRC002	44	49	5	24.17	5.46	0.54
WWRC002	57	64	7	26.06	5.40	0.53
WWRC002	96	110	15	28.15	5.32	0.59
WWRC002	120	124	4	23.16	4.33	0.42
WWRC003	37	42	5	25.64	5.76	0.50
WWRC003	91	97	6	20.94	3.74	0.36
WWRC003	142	147	5	21.14	4.35	0.41
WWRC004	85	94	9	19.65	5.16	0.40
WWRC005	73	79	6	26.73	5.35	0.62
WWRC005	133	136	3	25.02	4.15	0.49
WWRC006	45	55	10	28.13	6.45	0.64
WWRC006	88	106	19	22.42	5.05	0.50
WWRC006	120	129	9	24.56	5.94	0.55
WWRC006	136	145	9	37.40	6.69	0.65
WWRC007	32	37	5	18.86	4.18	0.36
WWRC007	46	53	7	26.32	5.98	0.53
WWRC007	62	67	5	24.98	5.48	0.48
WWRC007	88	93	5	19.85	4.65	0.44
WWRC007	131	142	9	24.30	4.75	0.45
WWRC008	27	31	4	20.42	5.25	0.40
WWRC008	87	91	4	22.49	4.12	0.39
WWRC008	95	102	7	21.21	4.91	0.46
WWRC009	35	38	3	23.04	7.12	0.38
WWRC009	59	62	3	24.16	7.15	0.43
WWRC009	114	116	3	30.54	8.85	0.60
WWRC009	131	139	8	20.78	5.72	0.39
WWRC009	145	149 EOH	4	28.95	7.83	0.56
WWRC010	43	49	6	19.67	4.52	0.44
WWRC010	54	60	6	16.98	3.78	0.37

For personal use only

Directors' Report

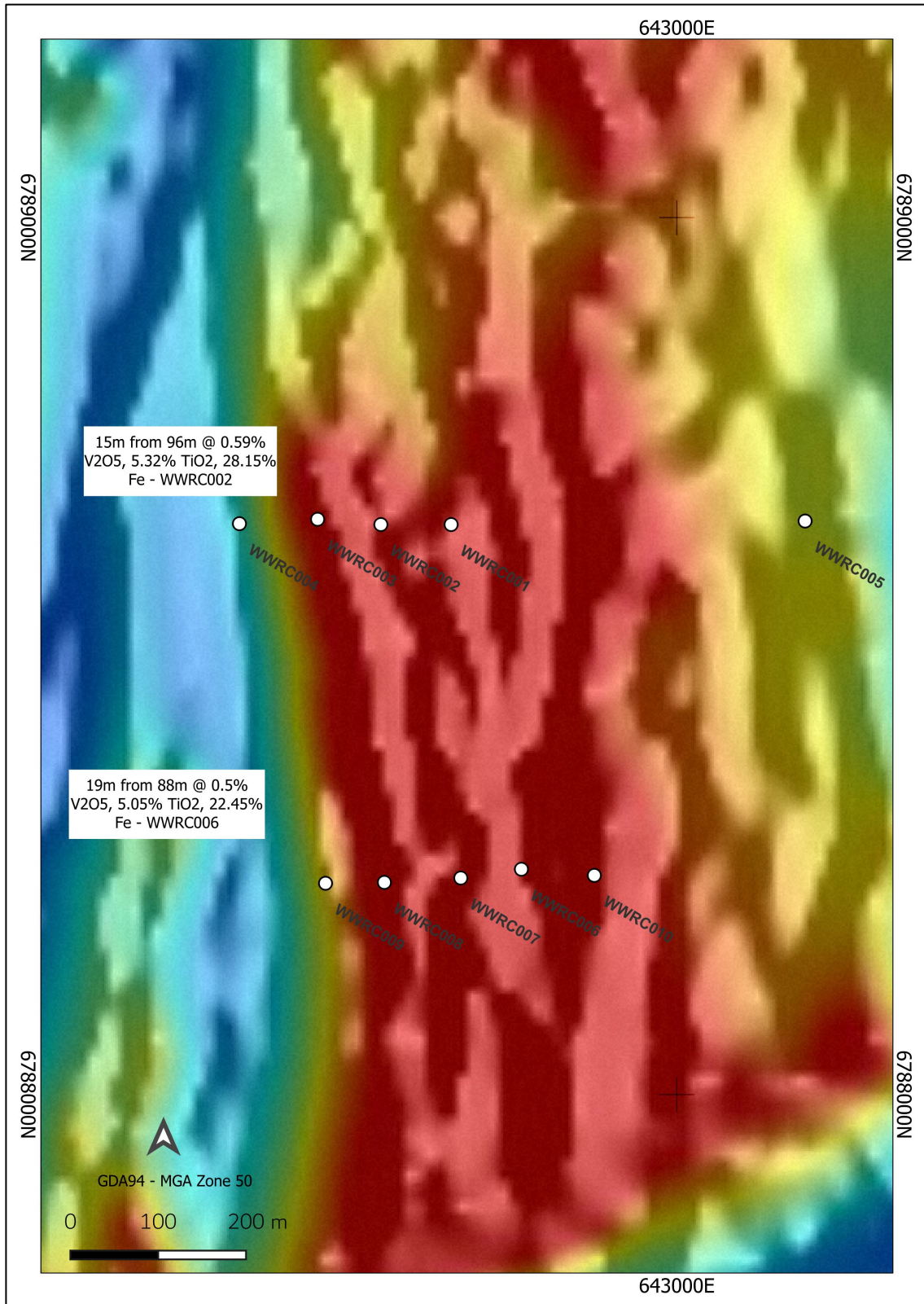


Figure 2 – Watson's Well airborne magnetics showing the middle of the 7km long magnetic anomaly, and the location of the completed RC drill hole collars highlighted with thick mineralised zones.

For personal use only

Directors' Report

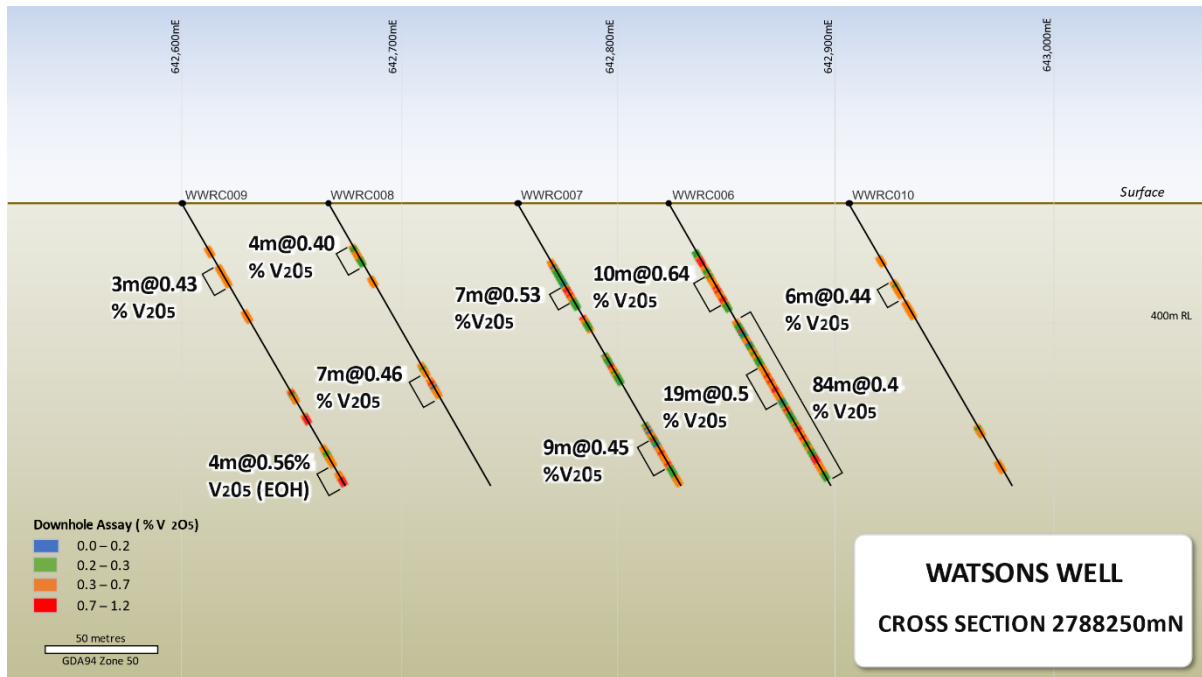


Figure 3: Watsons Well Southern RC drill section with highlighted V₂O₅ intersections.

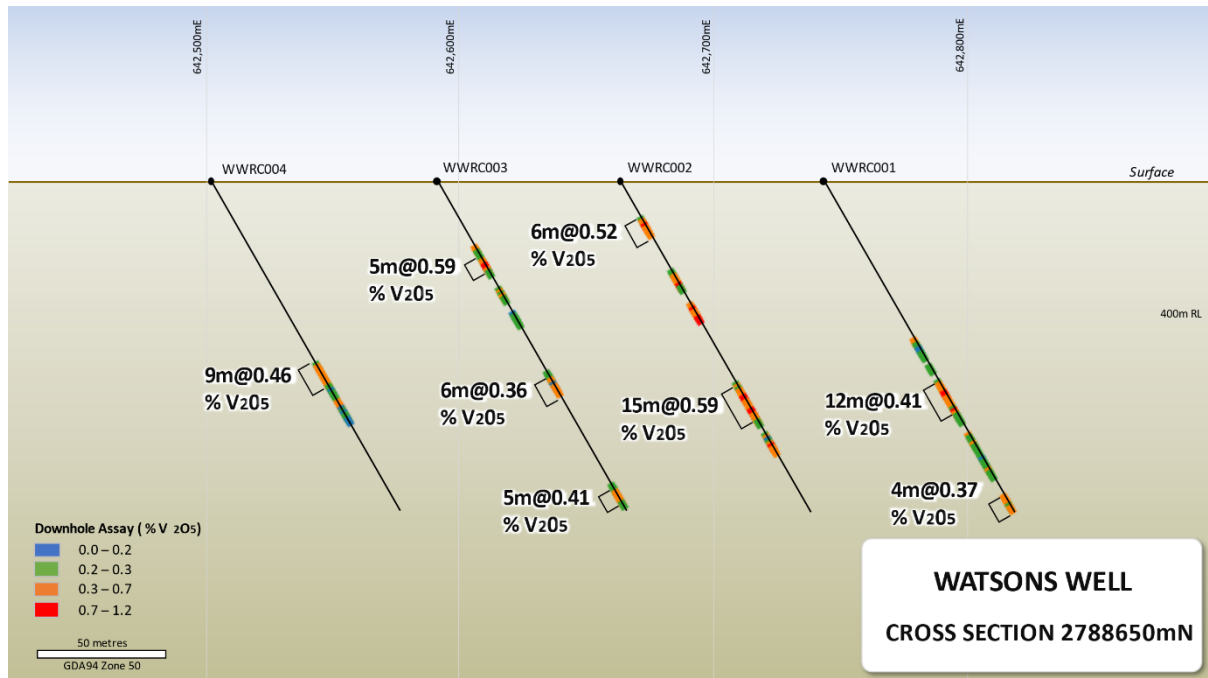


Figure 4: Watson's Well Northern RC drill section with highlighted V₂O₅ intersections.

For personal use only

Directors' Report

Drilling Result Next Steps

The maiden RC drilling program at Watson's Well successfully located thick zones with robust grades of vanadium – titanium mineralisation associated with strong magnetite (iron) content over 400m strike within the central part of the 7km long Watson's Well magnetic anomaly. One hole was drilled 400m further east than the rest of the drilling (Figure 2) to test a small outcrop of massive magnetite. This hole, WWRC005, intersected two zones of mineralisation, 6m @ 0.62% V₂O₅, 5.35% TiO₂, 26.73% Fe and 3m @ 0.49 V₂O₅, 4.15% TiO₂, 25.02% Fe indicating the mineralised magnetite rich gabbro may be up to 600m wide whereas the current drilling has tested only 300m width.

Previously reported high-grade outcrops of massive magnetite over about 5kms strike (*SFM Exploration Update 5th April 2022*) suggests similar style vanadium titanium iron mineralisation is likely to be discovered over the entire length of the 7km long magnetic anomaly.

This is a large target and SFM will consider a range of exploration and drilling strategies to advance towards defining a resource. In parallel, the Company will also begin investigation of metallurgical and beneficiation options.

For personal use only

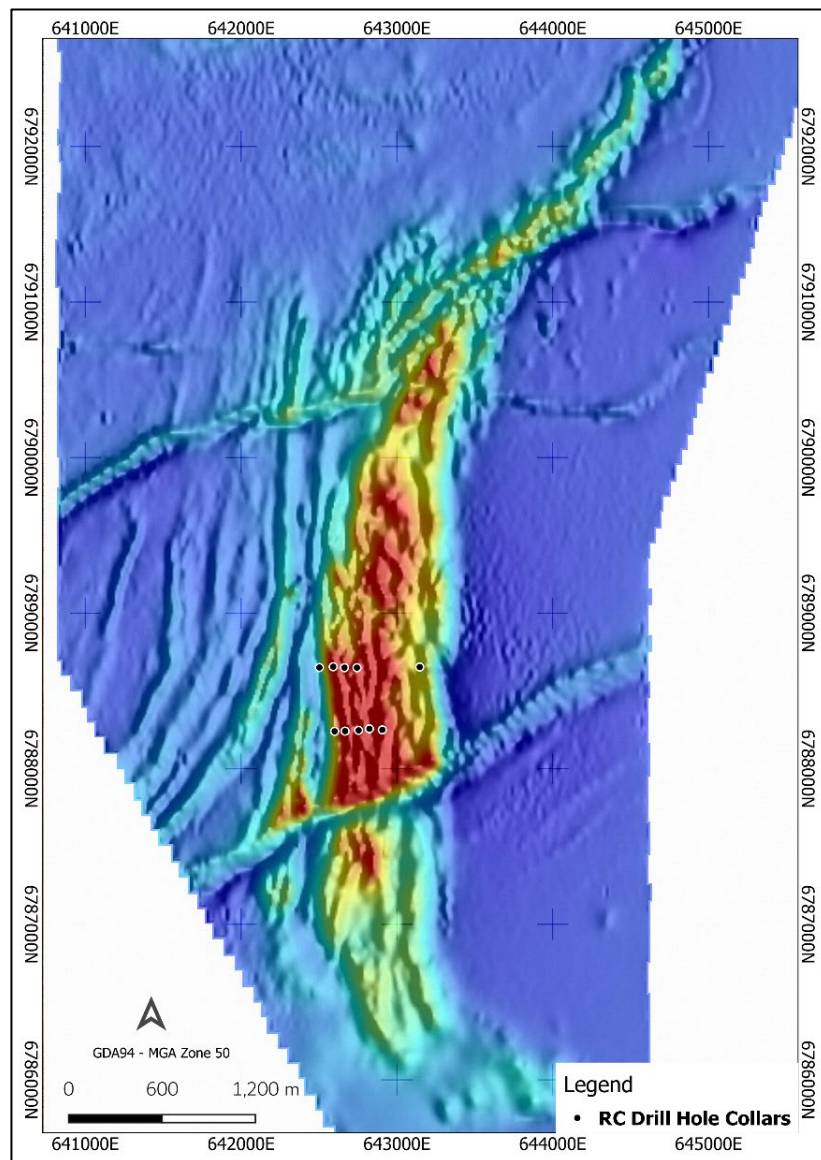


Figure 5: Watson's Well 7km long magnetic complex with SFM RC drill-hole collars.

Santa Fe Minerals Limited
30 June 2023 Annual Financial Report

Directors' Report

Watson's Well Background

The 7km long Watsons Well magnetic high zone was first identified in the 1960s and 1970s. It was interpreted as a possible feeder dyke to the Windimurra igneous complex and subsequently explored for nickel – copper – PGE mineralisation by various companies, including WMC. Programs of broad spaced soil and lag sampling identified nickel, copper, and PGE values consistent with the interpreted underlying rock types. There were no standout targets, and no additional work was completed.

Mapping in 2015 identified magnetite cumulate layers in anorthosite associated with broad areas of anomalous Vanadium 3000ppm to 6870ppm, (Perring 2015) supporting an alternative interpretation that the Watson's Well magnetic high zone is a faulted offset of the Shepherds Discordant Zone that hosts the large Windimurra Vanadium deposit located 70km to the north of Watson's Well.

SFM complete addition close spaced lag sampling and rock chip sampling over the central part of the Watson's Well zone returning V2O5 grades up to 1.64% (*SFM Exploration Update 14/11/2018*). Subsequent mapping and rock chip sampling identified massive magnetite cumulate layers over 5km of the 7km strike with high grades of 1.18% to 1.33% V2O5, 9.97% to 15.2% TiO2 and 44.12% to 52.74% Fe. (*SFM Exploration Update 5th April 2022*). The massive magnetite layers range up to about 1m thick and appear in outcrop to be semi continuous along strike and similar in appearance to the mineralised zones at the Windimurra vanadium deposit (Ivanic, 2019).

Mt Murray Base Metal Project (SFM earning 80%)

SFM is exploring the Mt Murray Project for both nickel-copper-palladium-platinum mineralisation and base metal copper-lead-zinc-silver-gold mineralisation where previous SFM UFF geochemistry has defined 3 high priority target areas for immediate follow up exploration.

The Company has secured a contractor to conduct a Moving Loop Electro Magnetic (MLEM) survey over all 3 targets. The program is expected to commence in the coming days and will take approximately 2 weeks to complete.

El Paso Target

The El Paso target is a large 5km long magnetic high area interpreted as a mafic-ultramafic intrusive complex prospective for Ni-Cu-PGE mineralisation. The target is mostly concealed by sand cover with only a small outcrop of silicified ultramafic..

Previously completed Ultra Fine Fraction (UFF) soil sampling defined an 800m long zone of strong coincident Ni-Cu-Cr-Mg central to the interpreted intrusive . The highest results were 490ppm Ni, 73ppm Cu, 558ppm Cr and 11,100ppm Mg.

There is a second 800m long zone of strong coincident Ni-Cu-Cr-Mg located 2km to the north, within the Highway group of targets. This zone (El Centro) is associated with a concealed northeast striking narrow magnetic high unit. Based on the similar geochemistry this is likely to also be a mafic to ultramafic intrusive with potential for magmatic nickel mineralisation.

For personal use only

Directors' Report

For personal use only

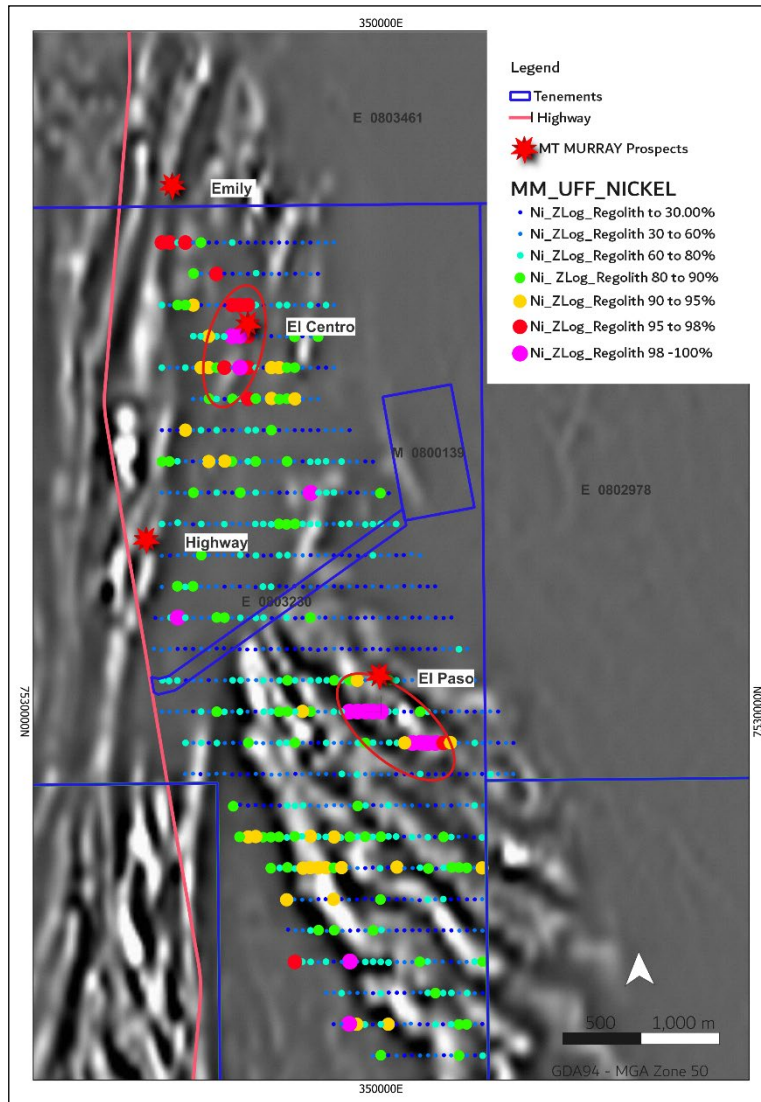


Figure 6: El Paso and El Centro UFF sample results Ni standard deviation percentile leveled by laboratory job and regolith type.

Highway Targets

The Highway targets are located adjacent to the North-West Coastal Highway in the north part of the Mt Murray Project area. Rock chip sampling and mapping has defined a chert and quartz vein zone over about 300m strike with high-grade Pb and Ag (SFM ASX 5th April 2022). To the north and south the mineralisation was thought to be concealed beneath sand cover.

The UFF soil sampling successfully confirmed the outcropping mineralisation may extend under cover north and south of the known high-grade zone. Soil results show a strong Pb-Zn-Ag-Au +/- Cu association over at least 2.5km striking north-north-east. The highest results are 2,440 ppm Pb, 730ppm Zn, 102ppm Cu and 55.1ppb Au. The anomalous zone is open to the north and south.

Directors' Report

For personal use only

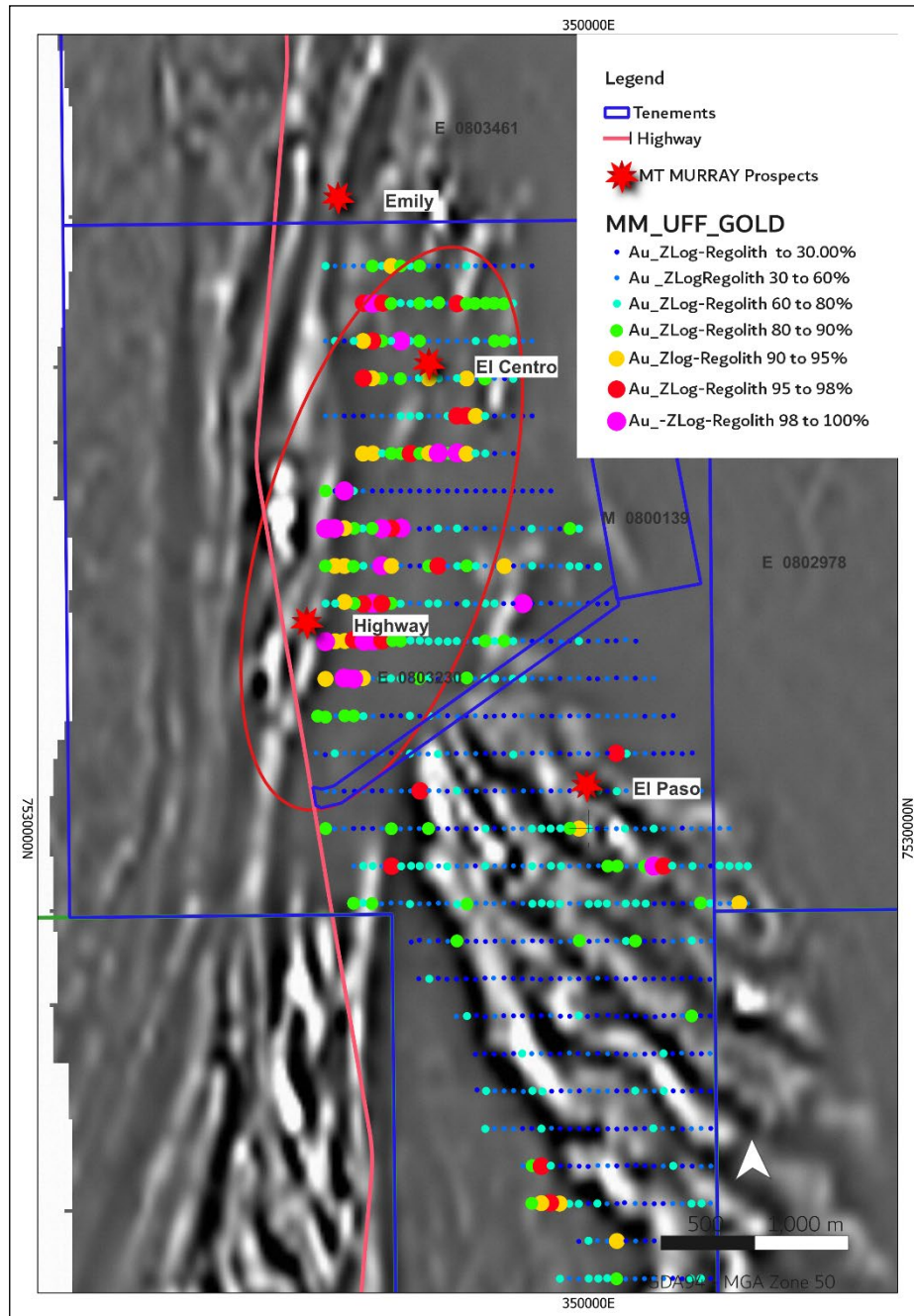


Figure 7: Highway Prospect UFF sample results - Au standard deviation percentile leveled by laboratory job and regolith type.

Ridgeback Targets

The Ridgeback prospect is located at the southern end of the Mt Murray project and was previously highlighted as an area of anomalous Cu-Pb-Zn-As-Au stream sediment samples and a strong late time airborne electromagnetic anomaly (SFM ASX 12th Jan 2022). SFM rock chip sampling returned results up to 59ppb Au, 450ppb Ag, 3080 ppm As, 629 ppm Cu from multiple outcropping quartz iron veins (SFM ASX 5th April 2022). The strong surface iron enrichment and the airborne EM anomaly may result from a sulphide deposit at depth. There has not been any previous soil sampling over this area and the UFF soil sampling that was completed helps define the extent of follow up exploration.

Directors' Report

The UFF soil sampling over the Ridgeback target area has successfully defined a strong multi element Cu-Zn-Ni-Au-Ag anomaly which extends north to the historic Kin prospects defined by Cu-Au. The total strike extent of the Ridgeback and Kin anomaly's is over 2km. The highest results are 182ppm Cu, 154ppm Pb, 202ppm Zn, 1300ppm As and 69.7ppb Au.

For personal use only

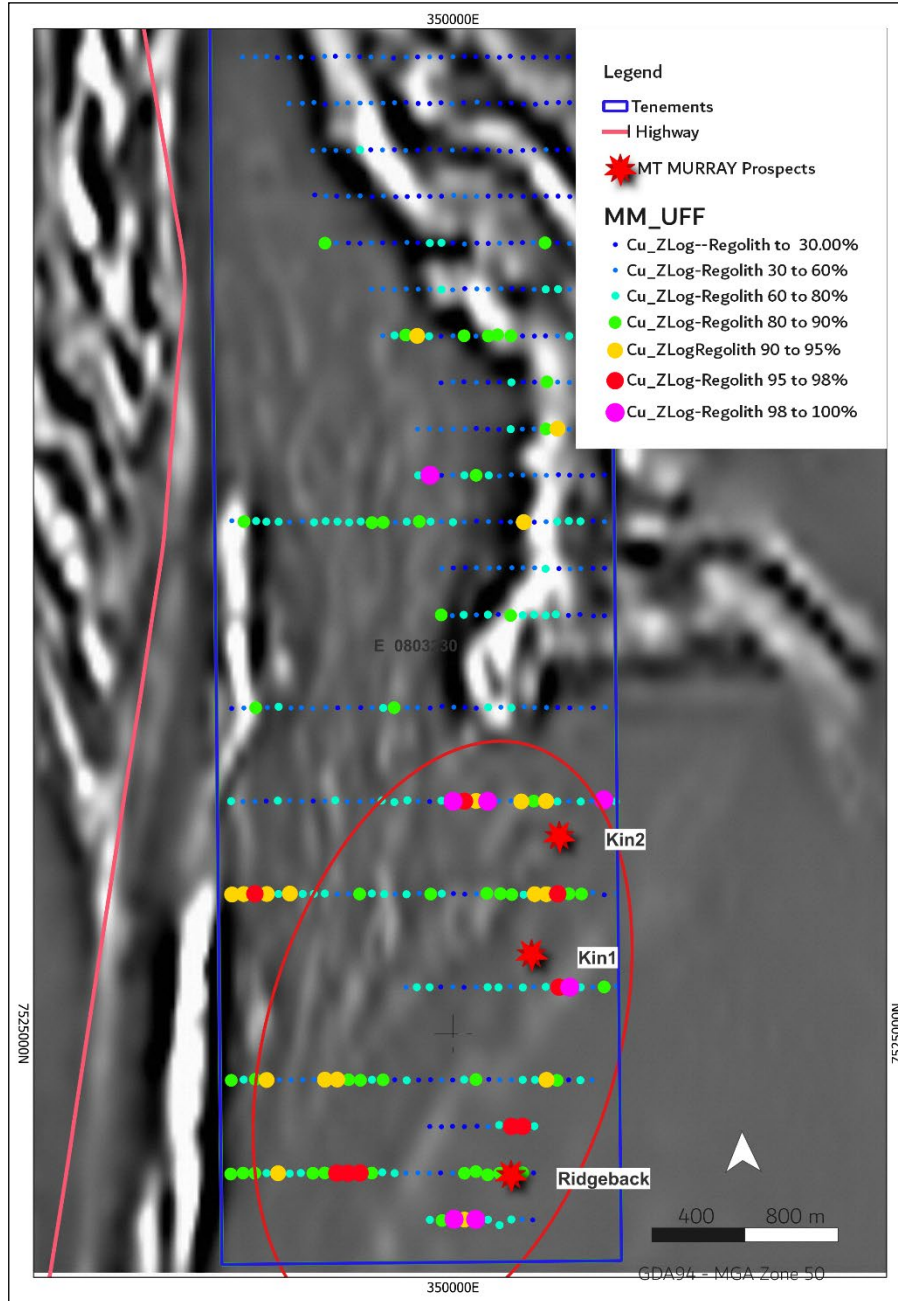


Figure 8: Ridgeback UFF sample results – Cu standard deviation percentile leveled by laboratory job and regolith type.

Other UFF Soil Anomaly's

A total of 19 UFF soil anomalies were previously defined over 9kms strike. 11 of the anomalies are contained in 3 main target areas, Highway, El Paso and Ridgeback. The remaining 8 soil anomalies will be further examined with respect to geology to determine if they warrant additional work.

Directors' Report

For personal use only

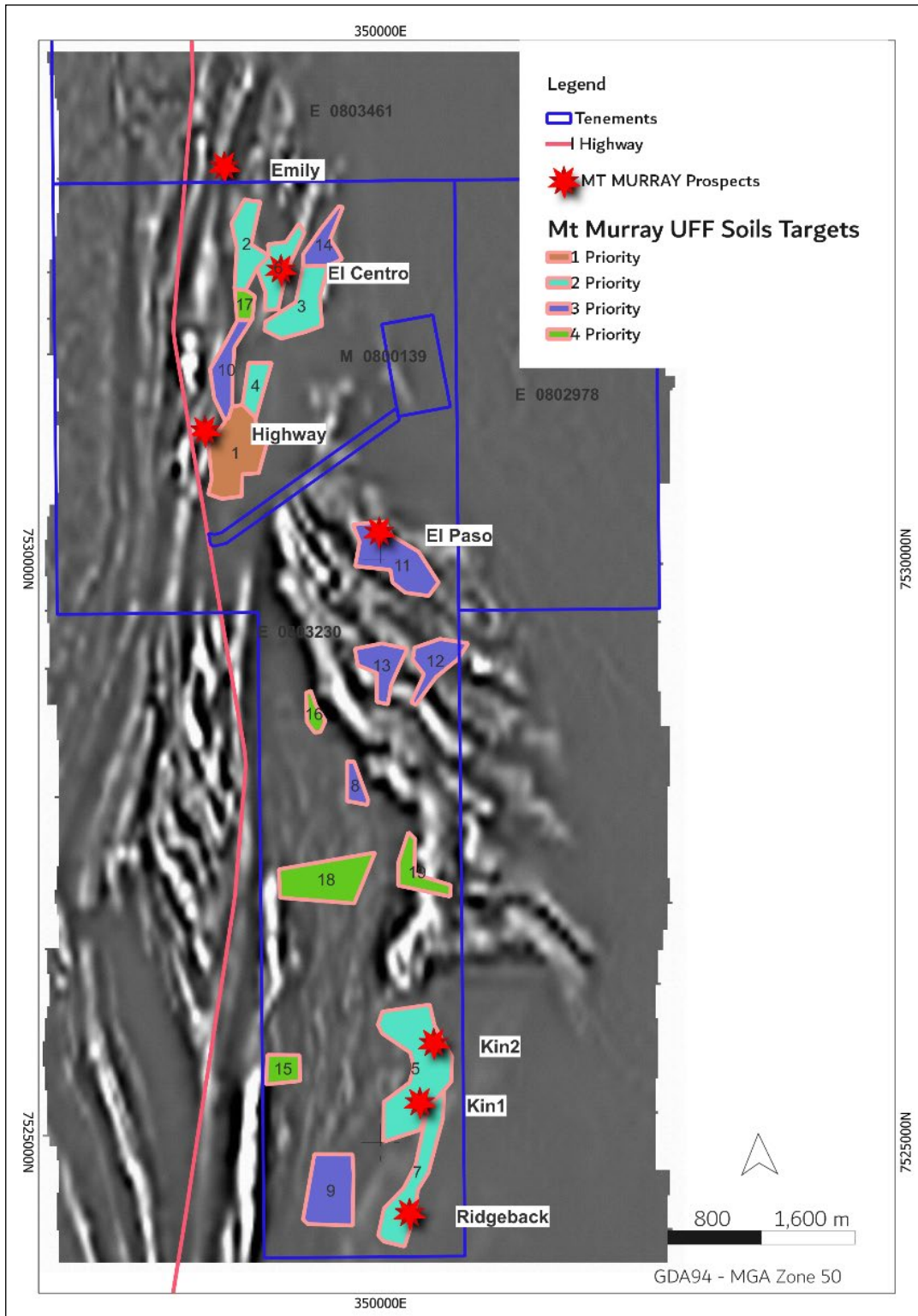


Figure 9: Mt Murray Project UFF Geochemical Targets

Santa Fe Minerals Limited
30 June 2023 Annual Financial Report

Directors' Report

High Priority Targets Next Steps

The UFF Soil sampling successful defined 3 high priority target areas containing 11 strong multi element soil anomalies over 9km of strike.

The Highway target area is considered prospective for high grade Pb-Zn-Ag-Au with only previous minor surface exploration.

The Ridgeback target area has a strong Cu-Au signature.

At El Paso there is a strong coincident Ni-Cu-Cr-Mg anomaly associated with minor outcrop of silicified ultramafic rocks.

SFM has planned a Moving Loop Electromagnetic (MLEM) survey over the prospects in order to identify possible targets.

References

Herlithy, TE 2005, Combined Annual Report: C114/2004 For the period 1st April 2004 to 31st March 2005 Windimurra Project: WAMEX 070457.

Ivanic, TJ 2019, Mafic-ultramafic Intrusions of the Youanmi Terrain, Yilgarn Craton: Geological Survey of Western Australia, Report 192.

Perring, R 2015, Mapping Summary Report

For personal use only

Directors' Report

Challa North (SFM 100%)

For personal use only

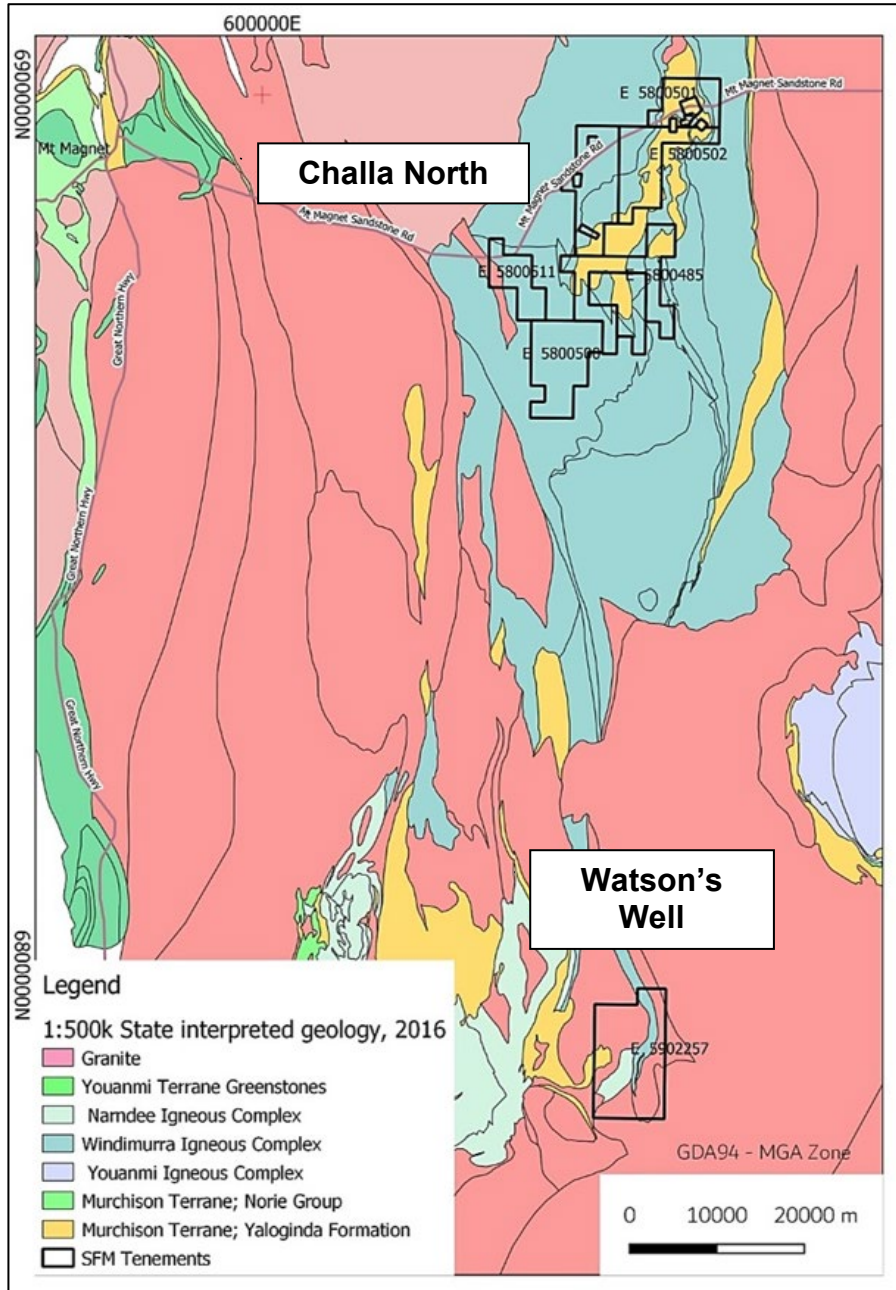


Figure 10 - Challa Project area.

The Company is currently conducting desktop studies to further assess the Vanadium and base metals potential at Challa North. Further updates will be made in due course.

Santa Fe Minerals Limited
30 June 2023 Annual Financial Report

Directors' Report

Tenements held at the end of the period

Tenement	Holder ¹	Interest	Location	Status
E58/485	Challa Resources Pty Ltd	100%	Western Australia	Granted
E58/500	Challa Resources Pty Ltd	100%	Western Australia	Granted
E58/501	Challa Resources Pty Ltd	100%	Western Australia	Granted
E58/502	Challa Resources Pty Ltd	100%	Western Australia	Granted
E58/503	Challa Resources Pty Ltd	100%	Western Australia	Granted
E58/511	Challa Resources Pty Ltd	100%	Western Australia	Granted
E59/2257	Challa Minerals Pty Ltd	100%	Western Australia	Granted
E08/3461	Challa Resources Pty Ltd	100%	Western Australia	*Granted

¹Challa Resources Pty Ltd and Challa Minerals Pty Ltd are wholly owned subsidiaries of Santa Fe Minerals Limited.

*Application E08/3461 was granted on 21 April, 2023. The company entered into a Heritage Agreement with Buurabalayji Thalanyji Aboriginal Corporation for this licence, prior to its successful grant.

Acquisition of Mt Murray

Via its wholly owned subsidiary Challa Resources Pty Ltd (ACN 619 903 196) (Challa), SFM entered into a binding option agreement on 19 November 2021 to acquire, subject to certain conditions precedent, 80% of the legal and beneficial interest in any or both of the exploration tenements E 08/2978 and E 08/3230 and 80% of the metals rights on M 08/139 from North West Stone Pty Ltd (ACN 159 838 712) (NWS) (Option). The key terms of the agreement are detailed below.

Key Terms

The consideration for the grant of the Option was A\$50,000. The initial period of the Option will expire on 19 November 2023 (Initial Period) and will automatically be extended by three, six month terms unless Challa provides written notice otherwise (Option Period). Challa must pay A\$30,000 for each additional term.

As a condition to the exercise of the Option, Challa must:

- (a) incur at least A\$200,000 of exploration expenditure on the tenements in the Initial Period; and
- (b) incur at least A\$300,000 of exploration expenditure on the tenements (in addition to the amount detailed in paragraph (a) above) in the Option Period.

If the condition is satisfied and the Option is exercised, the Company must issue to NWS the greater of:

- (a) 5,000,000 fully paid ordinary shares in Santa Fe; or
- (b) fully paid ordinary shares in Santa Fe to a value of A\$1,000,000 based on a 5 day VWAP share price prior to the date of exercise of the Option.

For personal use only

Santa Fe Minerals Limited
30 June 2023 Annual Financial Report

Directors' Report

If the condition is satisfied, Challa may also elect to enter into a split commodity agreement with NWS for 80% of all metal rights in M 08/139 (Split Commodity Agreement). Upon election to enter into the Split Commodity Agreement, the Company must issue to NWS the greater of:

- (a) 500,000 fully paid ordinary shares in Santa Fe; or
- (b) fully paid ordinary shares in Santa Fe to a value of A\$100,000 based on a 5 day VWAP share price prior to the date of electing to enter into the Split Commodity Agreement.

Under the agreement, the total consideration shares that SFM will issue to exercise the option in its entirety is capped at 10,000,000. The Company intends to issue the above shares using its available placement capacity under listing rule 7.1.

If the Option is exercised, the parties shall commence good faith negotiations with a view to executing a joint venture agreement for the development of the tenements Challa has an interest in, with Challa as manager and operator of the joint venture. NWS will be free carried until a decision to mine.

The option agreement is otherwise on customary terms and conditions for a transaction of this nature, including pre-completion obligations, termination rights and warranties provided by the parties.

Santa Fe agreed to pay approximately \$2,600 of rates outstanding in respect of the exploration tenements.

The Company did not acquire or dispose of any mining tenements nor did it enter into any other farm-in or farm-out agreements during the year.

COMPETENT PERSON'S STATEMENT

The information in this report that relates to Exploration Results is based on information compiled by Mr. Reginald Beaton who is a Member of the Australian Institute of Geoscientists. Mr. Beaton is an employee of Santa Fe Minerals Limited and has sufficient experience which is relevant to the style of mineralisation under consideration to qualify as a Competent Person as defined in the 2012 Edition of the 'Australian Code for Reporting of Exploration Results, Mineral Resources and Ore Reserves'. Mr. Beaton consents to the inclusion in the report of the matters based on the information compiled by him, in the form and context in which it appears. All technical information in this report has previously been released to ASX. The Company is not aware of any new information or data that materially affects the information included in the above.

Operating Performance

The net loss after income tax attributable to members of the Company for the financial year ended 30 June 2023 was \$1,018,924 (30 June 2022: \$731,886). At 30 June 2023, the Company had net assets of \$2,832,636 (30 June 2022: \$3,851,560).

Financial Position

As at 30 June 2023, the Company had cash and cash equivalents of \$2,524,123 (2022: \$2,874,740).

Operating and financial risk

The Group's activities have inherent risk and the Board is unable to provide certainty of the expected results of activities, or that any or all of the likely activities will be achieved. The material business risks faced by the Group that could influence the Group's future prospects, and how the Group manages these risks, are detailed below.

Operational risk

The Company may be affected by various operational factors. In the event that any of these potential risks eventuate, the Company's operational and financial performance may be adversely affected. No assurances can be given that the Company will achieve commercial viability through the successful exploration and/or mining of its tenement interest. Until the Company is able to realise value from its projects, it is likely to incur ongoing operating losses.

The operations of the Company may be affected by various factors, including failure to locate or identify mineral deposits, failure to achieve predicted grades in exploration and mining, operational and technical difficulties encountered in mining, insufficient or unreliable infrastructure such as power, water and transport, difficulties in commissioning and operating plant and equipment, unanticipated metallurgical problems which may affect

Santa Fe Minerals Limited
30 June 2023 Annual Financial Report

Directors' Report

extraction costs, adverse weather conditions, industrial and environmental accidents, industrial disputes and unexpected shortages or increases in the costs of consumables, spare parts, plant and equipment.

The Company's Mineral Resource estimates are made in accordance with the 2012 edition of the JORC Code. Mineral resources are estimates only. An estimate is an expression of judgement based on knowledge, experience and industry practice. Estimates which were valid when originally calculated may alter significantly when new information or techniques become available. In addition, by their very nature, resource estimates are imprecise and depend to some extent on interpretations, which may prove to be inaccurate.

The tenements are at various stages of exploration, and potential investors should understand that mineral exploration and development are speculative and high-risk undertakings that may be impeded by circumstances and factors beyond the control of the Company.

There can be no assurance that exploration of the Tenements, or any other exploration properties that may be acquired in the future, will result in the discovery of an economic mineral resource. Even if an apparently viable deposit is identified, there is no guarantee that it can be economically exploited.

There is no assurance that exploration or project studies by the Company will result in the definition of an economically viable mineral deposit or that the exploration tonnage estimates, and conceptual project developments are able to be achieved. In the event the Company successfully delineates economic deposits on any Tenement, it will need to apply for a mining lease to undertake development and mining on the relevant Tenement. There is no guarantee that the Company will be granted a mining lease if one is applied for and if a mining lease is granted, it will also be subject to conditions which must be met.

Further capital requirements

The Company's projects may require additional funding in order to progress activities. There can be no assurance that additional capital or other types of financing will be available if needed to further exploration or possible development activities and operations or that, if available, the terms of such financing will be favourable to the Company.

Native title and Aboriginal Heritage

There are areas of the Company's projects over which legitimate common law and/or statutory Native Title rights of Aboriginal Australians exist. Where Native Title rights do exist, the Company must obtain consent of the relevant landowner to progress the exploration, development and mining phases of operations. Where there is an Aboriginal Site for the purposes of the Aboriginal Heritage legislation, the Company must obtain consents in accordance with the legislation.

The Company's activities are subject to Government regulation and approvals

The Company is subject to certain Government regulations and approvals. Any material adverse change in government policies or legislation in Western Australian and Australia that affect mining, processing, development and mineral exploration activities, export activities, income tax laws, royalty regulations, government subsidiaries and environmental issues may affect the viability and profitability of any planned exploration or possible development of the Company's portfolio of projects

Global conditions

General economic conditions, movements in interest and inflation rates and currency exchange rates may have an adverse effect on the Company's exploration, development and production activities, as well as on its ability to fund those activities. General economic conditions, laws relating to taxation, new legislation, trade barriers, movements in interest and inflation rates, currency exchange controls and rates, national and international political circumstances (including outbreaks in international hostilities, wars, terrorist acts, sabotage, subversive activities, security operations, labour unrest, civil disorder, and states of emergency), natural disasters (including fires, earthquakes and floods), and quarantine restrictions, epidemics and pandemics, may have an adverse effect on the Company's operations and financial performance, including the Company's exploration, development and production activities, as well as on its ability to fund those activities.

General economic conditions may also affect the value of the Company and its market valuation regardless of its actual performance.

Significant changes in the state of affairs

There have been no significant changes in the state of affairs of the Group to the date of this report, other than as set out in this report.

For personal use only

Santa Fe Minerals Limited
30 June 2023 Annual Financial Report

Directors' Report

Significant events after balance date

There has been no matter or circumstance that has arisen after balance date that has significantly affected, or may significantly affect, the operations of the Group, the results of those operations, or the state of affairs of the Group in future financial periods.

Likely developments and expected results

Disclosure of information regarding likely developments in the operations of the Group in future financial years and the expected results of those operations is likely to result in unreasonable prejudice to the Group. Therefore, this information has not been presented in this report.

Environmental legislation

The Group is not subject to any significant environmental legislation.

Indemnification and insurance of directors and officers

The Company has agreed to indemnify all the directors of the Company for any liabilities to another person (other than the Company or related body corporate) that may arise from their position as directors of the Company and its controlled entities, except where the liability arises out of conduct involving a lack of good faith.

During the financial year the Company paid a premium in respect of a contract insuring the directors and officers of the Company and its controlled entities against any liability incurred in the course of their duties to the extent permitted by the Corporations Act 2001. The contract of insurance prohibits disclosure of the nature of the liability and the amount of the premium.

Remuneration Report - audited

This report, which forms part of the Directors' Report, outlines the remuneration arrangements in place for the key management personnel of Santa Fe Minerals Limited for the financial year ended 30 June 2023. The information provided in this remuneration report has been audited as required by Section 308(3C) of the Corporations Act 2001.

The remuneration report details the remuneration arrangements for key management personnel who are defined as those persons having authority and responsibility for planning, directing and controlling the major activities of the Company and the Group, directly or indirectly, including any director (whether executive or otherwise) of the Company.

Key Management Personnel

Mr Mark Jones - Director since May 2011
Mr Douglas Rose - Director since March 2013
Mr Terence Brown - Director since August 2017

Remuneration philosophy

The performance of the Company depends upon the quality of the directors and executives. The philosophy of the Company in determining remuneration levels is to:

- set competitive remuneration packages to attract and retain high calibre employees;
- link executive rewards to shareholder value creation; and
- establish appropriate, demanding performance hurdles for variable executive remuneration.

Remuneration structure

In accordance with best practice corporate governance, the structure of non-executive director and executive remuneration is separate and distinct.

Non-executive director remuneration

The Board seeks to set aggregate remuneration at a level that provides the Company with the ability to attract and retain directors of the highest calibre, whilst incurring a cost that is acceptable to shareholders.

For personal use only

Santa Fe Minerals Limited
30 June 2023 Annual Financial Report

Directors' Report

Remuneration Report (continued)

The ASX Listing Rules specify that the aggregate remuneration of non-executive directors shall be determined from time to time by a general meeting. The amount of aggregate remuneration sought to be approved by shareholders and the manner in which it is apportioned amongst directors is reviewed annually. The Board considers advice from external advisers and shareholders as well as the fees paid to non-executive directors of comparable companies when undertaking the annual review process.

Each director receives a fee for being a director of the Company. The remuneration of the non-executive directors for the year ended 30 June 2023 is detailed below.

Senior manager and executive director remuneration

Remuneration consists of fixed remuneration and variable remuneration (which may comprise short-term and long-term incentive schemes).

Fixed Remuneration

Fixed remuneration is reviewed annually by the Board. The process consists of a review of relevant comparative remuneration in the market and internally and, where appropriate, external advice on policies and practices. The Board has access to external, independent advice where necessary.

Senior managers are given the opportunity to receive their fixed (primary) remuneration in a variety of forms including cash and fringe benefits such as motor vehicles and expense payment plans. It is intended that the manner of payment chosen will be optimal for the recipient without creating undue cost for the Group.

Performance Based Remuneration

No performance based amounts have been paid or determined to be paid to directors at this stage of the Group's development.

Variable Remuneration

The objective of any short term incentive program is to link the achievement of the Group's operational targets with the remuneration received by the executives charged with meeting those targets. The total potential short term incentive available will be set at a level so as to provide sufficient incentive to senior management to achieve the operational targets and such that the cost to the Group is reasonable in the circumstances.

Actual payments granted to each senior manager will depend on the extent to which specific operating targets set at the beginning of the financial year are met. The aggregate of annual payments available for executives across the Group is subject to the approval of the Board. Payments made may be delivered as a cash or shares/options bonus in the following reporting period.

The Company currently does not have any long term incentive payment arrangements in operation.

Service Agreements

The Company entered into an Executive Services Agreement with Mr Rose on 29 April 2020 which replaces the previous Executive Services Agreement dated 16 June 2014 and subsequent variations dated 1 July 2016 and 24 May 2018.

Mr Rose is entitled to a fixed base remuneration of \$100,000 per annum plus statutory superannuation. The service agreement can be terminated by either party providing three months' notice, with the Company being entitled to make a payment in lieu of that notice. In the event of termination by the Company, Mr. Rose will be entitled to a termination payment of \$100,000, less any payment made in lieu of notice.

Bonuses

There were no bonuses granted including those with service and performance criteria during the financial year.

Remuneration consultants

Remuneration consultants were not used.

For personal use only

Santa Fe Minerals Limited
30 June 2023 Annual Financial Report

Directors' Report

Remuneration Report (continued)

Remuneration of Key Management Personnel

Key Management Personnel remuneration for the years ended 30 June 2023 and 30 June 2022.

		Short-term employee benefits	Post employment benefits	Total	Relative proportion of remuneration linked to performance	
		Salary & Fees \$	Super-annuation \$		Fixed \$	Performance linked \$
Mark Jones	2023	100,000	10,500	110,500	100%	-
	2022	100,000	10,000	110,000	100%	-
Douglas Rose	2023	100,000	10,500	110,500	100%	-
	2022	100,000	10,000	110,000	100%	-
Terence Brown	2023	20,000	2,100	22,100	100%	-
	2022	20,000	2,000	22,000	100%	-
TOTAL	2023	220,000	23,100	243,100	100%	-
	2022	220,000	22,000	242,000	100%	-

Share Option Plans

There were no share options issued during the financial year.

Share-based compensation to Key Management Personnel

There were no share-based payments to directors and executives during the year.

Shareholdings of Key Management Personnel

30-Jun-23	Balance at beginning of year	Granted as remuneration	Net Change Other	Balance at end of year
<i>Directors:</i>				
Mark Jones	5,860,000	-	-	5,860,000
Douglas Rose	4,749,748	-	-	4,749,748
Terence Brown	-	-	-	-
	<u>10,609,748</u>	<u>-</u>	<u>-</u>	<u>10,609,748</u>

All equity transactions with key management personnel other than those granted as remuneration have been entered into under terms and conditions no more favourable than those the Group would have adopted if dealing at arm's length.

Santa Fe Minerals Limited
30 June 2023 Annual Financial Report

Directors' Report

Remuneration Report (continued)

Loans to Key Management Personnel

There were no loans provided to key management personnel during the financial year or outstanding at balance date (2022: nil).

Other transactions with Key Management Personnel

There were no other transactions with key management personnel during the financial year or outstanding at balance date.

Associates and Joint Ventures in which the parent entity is a venturer

The Group does not have any associates and has no interests in joint ventures.

Terms and conditions of transactions with related parties

Sales to and purchases from related parties are made in arm's length transactions both at normal market prices and on normal commercial terms. No guarantees have been provided or received for any related party receivables or payables. For the year ended 30 June 2023, the Group has not made any allowance for doubtful debts relating to amounts owed by related parties (2022: nil).

Additional information

The table below shows the key operating outcomes achieved as compared with the previous 3 comparative periods to 30 June 2023:

	30 June 2023 \$	30 June 2022 \$	30 June 2021 \$	30 June 2020 \$
Other income	\$43,247	\$1,604	\$30,399	\$109,120
Net (loss)/profit before tax	(\$1,018,924)	(\$731,886)	(\$136,582)	(\$974,225)
Net (loss)/profit after tax	(\$1,018,924)	(\$731,886)	(\$136,582)	(\$974,225)
Share price at start of year	\$0.10	\$0.09	\$0.06	\$0.09
Share price at end of year	\$0.04	\$0.10	\$0.09	\$0.06
Basic loss per share (cents)	1.40	1.01	0.19	1.34
Diluted loss per share (cents)	1.40	1.01	0.19	1.34

END OF REMUNERATION REPORT

Directors' Meetings

The number of meetings of the Company's Board of Directors ('the Board') held during the year ended 30 June 2023, and the number of meetings attended by each director were:

<i>Director</i>	<i>Meeting held</i>	<i>Meeting attended</i>
Mark Jones	3	3
Douglas Rose	3	3
Terence Brown	3	3

The Board works closely together on Company related matters and have formalised relevant matters via 6 circular resolutions during the year.

Proceedings on behalf of the Company

No person has applied for leave of Court to bring proceedings on behalf of the Group or intervene in any proceedings to which the Group is a party for the purpose of taking responsibility on behalf of the Group for all or any part of those proceedings.

Santa Fe Minerals Limited
30 June 2023 Annual Financial Report

Directors' Report

Auditor Independence and Non-Audit Services

Section 307C of the Corporations Act 2001 requires our auditors, HLB Mann Judd, to provide the directors of the Company with an Independence Declaration in relation to the audit of the annual report. This Independence Declaration is set out on page 24 and forms part of this directors' report for the year ended 30 June 2023.

Non-Audit Services

Details of amounts paid or payable to the auditor for non-audit services provided during the year by the auditor are outlined in Note 16 to the consolidated financial statements. The directors are satisfied that the provision of non-audit services is compatible with the general standard of independence for auditors imposed by the Corporations Act 2001.

The directors are of the opinion that the services do not compromise the auditor's independence as all non-audit services have been reviewed to ensure that they do not impact the impartiality and objectivity of the auditor and none of the services undermine the general principles relating to auditor independence as set out in Code of Conduct APES 110 Code of Ethics for Professional Accountants issued by the Accounting Professional & Ethical Standards Board.

Signed in accordance with a resolution of the Board of directors.



Doug Rose
Managing Director
12 September 2023
Perth, Western Australia

For personal use only

AUDITOR'S INDEPENDENCE DECLARATION

As lead auditor for the audit of the consolidated financial report of Santa Fe Minerals Limited for the year ended 30 June 2023, I declare that to the best of my knowledge and belief, there have been no contraventions of:

- a) the auditor independence requirements of the *Corporations Act 2001* in relation to the audit; and
- b) any applicable code of professional conduct in relation to the audit.



Perth, Western Australia
12 September 2023

B G McVeigh
Partner

hlb.com.au

HLB Mann Judd (WA Partnership) ABN 22 193 232 714

Level 4, 130 Stirling Street, Perth WA 6000 / PO Box 8124 Perth BC WA 6849

T: +61 (0)8 9227 7500 **E:** mailbox@hbw.com.au

Liability limited by a scheme approved under Professional Standards Legislation.

HLB Mann Judd (WA Partnership) is a member of HLB International, the global advisory and accounting network.

Santa Fe Minerals Limited
30 June 2023 Annual Financial Report

Consolidated Statement of Profit or Loss and Other Comprehensive Income
For the year ended 30 June 2023

	Note	2023 \$	2022 \$
		<u> </u>	<u> </u>
Continuing operations			
Other income	2	43,247	1,604
Employee benefits expense	2	(353,627)	(338,521)
Depreciation	9	(6,498)	(15,821)
Exploration expenditure		(380,637)	(220,240)
Other expenses	2	(264,769)	(281,402)
Fair value gain/(loss) on FVTPL assets	15	(56,640)	122,494
		<u> </u>	<u> </u>
Loss before income tax		(1,018,924)	(731,886)
Income tax expense	3	-	-
		<u> </u>	<u> </u>
Loss for the year		(1,018,924)	(731,886)
Other comprehensive income			
Other comprehensive income for the year, net of tax		-	-
		<u> </u>	<u> </u>
Total comprehensive loss		(1,018,924)	(731,886)
		<u> </u>	<u> </u>
Basic loss per share (cents)	5	(1.40)	(1.01)
Diluted loss per share (cents)	5	(1.40)	(1.01)

For personal use only

The accompanying notes form part of these financial statements.

Santa Fe Minerals Limited
30 June 2023 Annual Financial Report

Consolidated Statement of Financial Position
As at 30 June 2023

	Note	2023 \$	2022 \$
Assets			
Current Assets			
Cash and cash equivalents	6	2,524,123	2,874,740
Trade and other receivables	7	15,680	4,396
Other assets	8	27,313	27,150
Total Current Assets		2,567,116	2,906,286
NON-CURRENT ASSETS			
Assets classified as FVTPL	15	20,580	700,996
Deferred exploration and evaluation expenditure	10	354,146	354,146
Property, plant and equipment	9	2,662	9,160
Total Non-Current Assets		377,388	1,064,302
Total Assets		2,944,504	3,970,588
Liabilities			
Current Liabilities			
Trade and other payables	11	26,331	44,265
Provisions	13	85,537	74,763
Total Current Liabilities		111,868	119,028
Total Liabilities		111,868	119,028
Net Assets		2,832,636	3,851,560
Equity			
Share capital	14	14,757,954	14,757,954
Accumulated losses		(11,925,318)	(10,906,394)
Total Equity		2,832,636	3,851,560

The accompanying notes form part of these financial statements.

Santa Fe Minerals Limited
30 June 2023 Annual Financial Report

Consolidated Statement of Changes in Equity
For the year ended 30 June 2023

	Issued capital	Accumulated losses	Total
	\$	\$	\$
Balance at 1 July 2022	14,757,954	(10,906,394)	3,851,560
Loss for the year	-	(1,018,924)	(1,018,924)
Other comprehensive income for the year, net of income tax	-	-	-
Total comprehensive loss for the year, net of income tax	-	(1,018,924)	(1,018,924)
Balance at 30 June 2023	14,757,954	(11,925,318)	2,832,636
Balance at 1 July 2021	14,757,954	(10,174,508)	4,583,446
Loss for the year	-	(731,886)	(731,886)
Other comprehensive income for the year, net of income tax	-	-	-
Total comprehensive loss for the year, net of income tax	-	(731,886)	(731,886)
Balance at 30 June 2022	14,757,954	(10,906,394)	3,851,560

For personal use only

The accompanying notes form part of these financial statements.

Santa Fe Minerals Limited
30 June 2023 Annual Financial Report

Consolidated Statement of Cash Flows
For the year ended 30 June 2023

	Note	2023 \$	2022 \$
		<u> </u>	<u> </u>
Cash flows from operating activities			
Interest received		31,390	2,041
Payments to suppliers and employees		(544,538)	(544,021)
Exploration and evaluation expenditure		<u>(461,245)</u>	<u>(275,740)</u>
Net cash used in operating activities	6	<u>(974,393)</u>	<u>(817,720)</u>
Cash flows from investing activities			
Payments for acquisition of Projects		-	(53,610)
Payments for equity FVTPL assets	15	(232,000)	(1,012,874)
Proceeds from disposal of equity FVTPL assets		<u>855,776</u>	<u>1,320,841</u>
Net cash from investing activities		<u>623,776</u>	<u>254,357</u>
Net decrease in cash held		(350,617)	(563,363)
Cash and cash equivalents at beginning of year		<u>2,874,740</u>	<u>3,438,103</u>
Cash and cash equivalents at end of year	6	<u>2,524,123</u>	<u>2,874,740</u>

For personal use only

The accompanying notes form part of these financial statements.

Santa Fe Minerals Limited
30 June 2023 Annual Financial Report

Notes to the Consolidated Financial Statements
For the year ended 30 June 2023

NOTE 1: STATEMENT OF SIGNIFICANT ACCOUNTING POLICIES

(a) Basis of preparation

The consolidated financial report is a general purpose financial report, which has been prepared in accordance with the requirements of the Corporations Act 2001, Accounting Standards and Interpretations and complies with other requirements of the law.

The financial statements comprise the consolidated financial statements for the Group. For the purposes of preparing the consolidated financial statements, the Company is a for-profit entity.

The accounting policies detailed below have been consistently applied to all of the years presented unless otherwise stated. The financial statements are for the Group consisting of Santa Fe Minerals Limited and its subsidiaries.

The financial report has been prepared on a historical cost basis except for FVTPL assets which have been measured at fair value. Historical cost is based on the fair values of the consideration given in exchange for goods and services.

The financial report is presented in Australian dollars. The Company is a listed public company, incorporated in Australia.

(b) Adoption of new and revised standards

Standards and Interpretations applicable to 30 June 2023

In the year ended 30 June 2023, the Directors have reviewed all of the new and revised Standards and Interpretations issued by the AASB that are relevant to the Group and effective for the current annual reporting period.

As a result of this review, the Directors have determined that there is no material impact of new Standards and Interpretations issued and, therefore, no change is necessary to the Group's accounting policies.

Standards and Interpretations in issue not yet effective

The Directors have also reviewed all Standards and Interpretations issued but not yet effective for the year ended 30 June 2023. As a result of this review the Directors have determined that there is no material impact of the Standards and Interpretations issued not yet effective on the Group and, therefore, no change is necessary to Group accounting policies.

(c) Statement of compliance

The financial report was authorised for issue on 12 September 2023.

The financial report complies with Australian Accounting Standards, which include Australian equivalents to International Financial Reporting Standards (AIFRS). Compliance with AIFRS ensures that the financial report, comprising the financial statements and notes thereto, complies with International Financial Reporting Standards (IFRS).

(d) Basis of consolidation

The consolidated financial statements incorporate the assets and liabilities of all subsidiaries of Santa Fe Minerals Limited ('Company' or 'parent entity') as at 30 June 2023 and the results of all subsidiaries for the year then ended. Santa Fe Minerals Limited and its subsidiaries are referred to in this financial report as the Group. The financial statements of the subsidiaries are prepared for the same reporting period as the parent entity, using consistent accounting policies. In preparing the consolidated financial statements, all intercompany balances and transactions, income and expenses and profit and losses resulting from intra-group transactions have been eliminated in full.

Subsidiaries are fully consolidated from the date on which control is transferred to the Group and cease to be consolidated from the date on which control is transferred out of the Group. Control is achieved when the Company:

- has power over the investee;
- is exposed, or has rights, to variable returns from its involvement in with the investee; and
- has the ability in its power to affect its returns.

The Company reassesses whether, or not it controls an investee if facts and circumstances indicate that there are changes to one or more of the three elements listed above.

For personal use only

Notes to the Consolidated Financial Statements

For the year ended 30 June 2023

NOTE 1: STATEMENT OF SIGNIFICANT ACCOUNTING POLICIES (continued)

(d) Basis of consolidation (continued)

Changes in the Group's ownership interest in subsidiaries that do not result in the Group losing control over the subsidiaries are accounted for as equity transactions. The carrying amounts of the Group's interests and the non-controlling interests are adjusted to reflect the changes in their relative interests in subsidiaries. Any difference between the amount paid by which the non-controlling interests are adjusted and the fair value of the consideration paid or received is recognised directly in equity and attributed to the owners of the Company.

When the Group loses control of a subsidiary, a gain or loss is recognised in profit or loss and is calculated as the difference between:

- the aggregate of the fair value of the consideration received and the fair value of any retained interest; and
- the previous carrying amount of the assets (including goodwill), and liabilities of the subsidiary and any non-controlling interests.

All amounts previously recognised in other comprehensive income in relation to that subsidiary are accounted for as if the Group had directly disposed of the related assets or liabilities of the subsidiary (i.e. reclassified to profit or loss or transferred to another category of equity as specified/permitted by the applicable AASBs). The fair value of any investment retained in the former subsidiary at the date when control is lost is regarded as the fair value on initial recognition for subsequent accounting under AASB 9, when applicable, the cost on initial recognition of an investment in an associate or a joint venture.

(e) Critical accounting estimates and judgments

The application of accounting policies requires the use of judgments, estimates and assumptions about carrying values of assets and liabilities that are not readily apparent from other sources. The estimates and associated assumptions are based on historical experience and other factors that are considered to be relevant. Actual results may differ from these estimates. The estimates and underlying assumptions are reviewed on an ongoing basis. Revisions are recognised in the period in which the estimate is revised if it affects only that period, or in the period of the revision and future periods if the revision affects both current and future periods.

Recovery of deferred tax assets

Deferred tax assets are recognised when management considers that it is probable that sufficient future tax profits will be available to utilise those temporary differences. Significant management judgment is required to determine the amount of deferred tax assets that can be recognised, based upon the likely timing and the level of future taxable profits together with future tax planning strategies.

Exploration and evaluation expenditure

The application of the Group's accounting policy for exploration and evaluation expenditure requires judgment in determining whether it is likely that future economic benefits are likely either from future exploitation or sale or where activities have not reached a stage which permits a reasonable assessment of the existence of reserves.

The determination of a Joint Ore Reserves Committee (JORC) resource is itself an estimation process that requires varying degrees of uncertainty depending on sub-classification and these estimates directly impact the point of deferral of exploration and evaluation expenditure. The deferral policy requires management to make certain estimates and assumptions about future events or circumstances, in particular whether an economically viable extraction operation can be established. Estimates and assumptions made may change if new information becomes available.

(f) Exploration and evaluation expenditure

Exploration and evaluation expenditures in relation to each separate area of interest are recognised as an exploration and evaluation asset in the year in which they are incurred where the following conditions are satisfied:

- a) the rights to tenure of the area of interest are current; and
- b) at least one of the following conditions is also met:
 - the exploration and evaluation expenditures are expected to be recouped through successful development and exploitation of the area of interest, or alternatively, by its sale; or
 - exploration and evaluation activities in the area of interest have not at the balance date reached a stage which permits a reasonable assessment of the existence or otherwise of economically recoverable reserves, and active and significant operations in, or in relation to, the area of interest are continuing.

Exploration and evaluation costs, excluding the costs of acquiring tenements and permits, are expensed as incurred. Acquisition costs will be assessed on a case-by-case basis and, if appropriate, they will be capitalised.

Notes to the Consolidated Financial Statements
For the year ended 30 June 2023

NOTE 1: STATEMENT OF SIGNIFICANT ACCOUNTING POLICIES (continued)

(f) Exploration and evaluation expenditure (continued)

These acquisition costs are carried forward only if the rights to tenure of the area of interest are current and either:

- they are expected to be recouped through successful development and exploitation of the area of interest or;
- the activities in the area of interest at the reporting date have not reached a stage which permits a reasonable assessment of the existence or otherwise of economically recoverable reserves, and active and significant operations in, or in relation to, the area of interest, are continuing.

Accumulated acquisition costs in relation to an abandoned area are written off in full to the statement of profit or loss and other comprehensive income in the year in which the decision to abandon the area is made.

The carrying values of acquisition costs are reviewed for impairment when events or changes in circumstances indicate the carrying value may not be recoverable. Where a decision has been made to proceed with development in respect of an area of interest the relevant exploration and evaluation asset is tested for impairment and the balance is then reclassified to development.

(g) Revenue Recognition

Revenue is measured at fair value of the consideration received or receivable. Amounts disclosed as revenue are net of returns, trade allowances, rebates and amounts collected on behalf of third parties.

Interest income

Interest income from a financial asset is recognised when it is probable that the economic benefits will flow to the Group and the amount of revenue can be reliably measured. Interest income is accrued on a time basis, by reference to the principal outstanding and at the effective interest rate applicable, which is the rate that exactly discounts estimated future cash receipts through the expected life of the financial asset to that assets' net carrying amount on initial recognition.

Grant revenue

Grant revenue is recognised when it is received or when the right to receive payment is established. Government grants relating to costs are deferred and recognised in the profit or loss over the period necessary to match them with the costs that they are intended to compensate.

(h) Borrowing costs

Borrowing costs are capitalised that are directly attributable to the acquisition, construction or production of qualifying assets where the borrowing cost is added to the cost of those assets until such time as the assets are substantially ready for their intended use or sale. Investment income earned on the temporary investment of specific borrowings pending their expenditure on qualifying assets is deducted from the borrowing costs eligible for capitalisation. All other borrowing costs are recognised in profit or loss in the period in which they are incurred.

(i) Leases

Right-of-use assets

A right-of-use asset is recognised at the commencement date of a lease. The right-of-use asset is measured at cost, which comprises the initial amount of the lease liability, adjusted for, as applicable, any lease payments made at or before the commencement date net of any lease incentives received, any initial direct costs incurred, and, except where included in the cost of inventories, an estimate of costs expected to be incurred for dismantling and removing the underlying asset, and restoring the site or asset.

Right-of-use assets are depreciated on a straight-line basis over the unexpired period of the lease or the estimated useful life of the asset, whichever is the shorter. Where the Group expects to obtain ownership of the leased asset at the end of the lease term, the depreciation is over its estimated useful life. Right-of use assets are subject to impairment or adjusted for any remeasurement of lease liabilities. The Group has elected not to recognise a right-of-use asset and corresponding lease liability for short-term leases with terms of 12 months or less and leases of low-value assets. Lease payments on these assets are expensed to profit or loss as incurred.

Notes to the Consolidated Financial Statements
For the year ended 30 June 2023

NOTE 1: STATEMENT OF SIGNIFICANT ACCOUNTING POLICIES (continued)

(i) Leases (continued)

Lease liabilities

A lease liability is recognised at the commencement date of a lease. The lease liability is initially recognised at the present value of the lease payments to be made over the term of the lease, discounted using the interest rate implicit in the lease or, if that rate cannot be readily determined, the Group's incremental borrowing rate. Lease payments comprise of fixed payments less any lease incentives receivable, variable lease payments that depend on an index or a rate, amounts expected to be paid under residual value guarantees, exercise price of a purchase option when the exercise of the option is reasonably certain to occur, and any anticipated termination penalties. The variable lease payments that do not depend on an index or a rate are expensed in the period in which they are incurred.

Lease liabilities are measured at amortised cost using the effective interest method. The carrying amounts are remeasured if there is a change in the following: future lease payments arising from a change in an index or a rate used; residual guarantee; lease term; certainty of a purchase option and termination penalties. When a lease liability is remeasured, an adjustment is made to the corresponding right-of use asset, or to profit or loss if the carrying amount of the right-of-use asset is fully written down.

(j) Income tax

The income tax expense or benefit for the period is the tax payable on the current period's taxable income based on the applicable income tax rate for each jurisdiction adjusted by changes in deferred tax assets and liabilities attributable to temporary difference and to unused tax losses.

The current income tax charge is calculated on the basis of the tax laws enacted or substantively enacted at the end of the reporting period in the countries where the Company's subsidiaries and associates operate and generate taxable income.

Management periodically evaluates positions taken in tax returns with respect to situations in which applicable tax regulation is subject to interpretation. It establishes provisions where appropriate on the basis of amounts expected to be paid to the tax authorities.

Current tax assets and liabilities for the current and prior periods are measured at the amount expected to be recovered from or paid to the taxation authorities. The tax rates and tax laws used to compute the amount are those that are enacted or substantively enacted by the balance date.

Deferred income tax is provided on all temporary differences at the balance date between the tax bases of assets and liabilities and their carrying amounts for financial reporting purposes.

Deferred income tax liabilities are recognised for all taxable temporary differences except:

- when the deferred income tax liability arises from the initial recognition of goodwill or of an asset or liability in a transaction that is not a business combination and that, at the time of the transaction, affects neither the accounting profit nor taxable profit or loss; or
- when the taxable temporary difference is associated with investments in subsidiaries, associates or interests in joint ventures, and the timing of the reversal of the temporary difference can be controlled and it is probable that the temporary difference will not reverse in the foreseeable future.

Deferred income tax assets are recognised for all deductible temporary differences, carry-forward of unused tax assets and unused tax losses, to the extent that it is probable that taxable profit will be available against which the deductible temporary differences and the carry-forward of unused tax credits and unused tax losses can be utilised, except:

- when the deferred income tax asset relating to the deductible temporary difference arises from the initial recognition of an asset or liability in a transaction that is not a business combination and, at the time of the transaction, affects neither the accounting profit nor taxable profit or loss; or
- when the deductible temporary difference is associated with investments in subsidiaries, associates or interests in joint ventures, in which case a deferred tax asset is only recognised to the extent that it is probable that the temporary difference will reverse in the foreseeable future and taxable profit will be available against which the temporary difference can be utilised.

The carrying amount of deferred income tax assets is reviewed at each balance date and reduced to the extent that it is no longer probable that sufficient taxable profit will be available to allow all or part of the deferred income tax asset to be utilised.

Notes to the Consolidated Financial Statements
For the year ended 30 June 2023

NOTE 1: STATEMENT OF SIGNIFICANT ACCOUNTING POLICIES (continued)

(j) Income tax (continued)

Unrecognised deferred income tax assets are reassessed at each balance date and are recognised to the extent that it has become probable that future taxable profit will allow the deferred tax asset to be recovered.

Deferred income tax assets and liabilities are measured at the tax rates that are expected to apply to the year when the asset is realised or the liability is settled, based on tax rates (and tax laws) that have been enacted or substantively enacted at the balance date. Income taxes relating to items recognised directly in equity are recognised in equity and not in profit or loss.

Deferred tax assets and deferred tax liabilities are offset only if a legally enforceable right exists to set off current tax assets against current tax liabilities and the deferred tax assets and liabilities relate to the same taxable entity and the same taxation authority.

Tax consolidation legislation

Santa Fe Minerals Limited and its 100% owned Australian resident subsidiaries have implemented the tax consolidation legislation. Current and deferred tax amounts are accounted for in each individual entity as if each entity continued to act as a taxpayer on its own.

Santa Fe Minerals Limited recognises its own current and deferred tax amounts and those current tax liabilities, current tax assets and deferred tax assets arising from unused tax credits and unused tax losses which it has assumed from its controlled entities within the tax consolidated Group.

(k) Other taxes

Revenues, expenses and assets are recognised net of the amount of GST except:

- when the GST incurred on a purchase of goods and services is not recoverable from the taxation authority, in which case the GST is recognised as part of the cost of acquisition of the asset or as part of the expense item as applicable; and
- receivables and payables, which are stated with the amount of GST included.

The net amount of GST recoverable from, or payable to, the taxation authority is included as part of receivables or payables in the statement of financial position. Cash flows are included in the statement of cash flows on a gross basis and the GST component of cash flows arising from investing and financing activities, which is recoverable from, or payable to, the taxation authority, are classified as operating cash flows.

Commitments and contingencies are disclosed net of the amount of GST recoverable from, or payable to, the taxation authority.

(l) Impairment of tangible and intangible assets

The Group assesses at each balance date whether there is an indication that an asset may be impaired. If any such indication exists, or when annual impairment testing for an asset is required, the Group makes an estimate of the asset's recoverable amount. An asset's recoverable amount is the higher of its fair value less costs to sell and its value in use and is determined for an individual asset, unless the asset does not generate cash inflows that are largely independent of those from other assets or Groups of assets and the asset's value in use cannot be estimated to be close to its fair value. In such cases the asset is tested for impairment as part of the cash-generating unit to which it belongs. When the carrying amount of an asset or cash-generating unit exceeds its recoverable amount, the asset or cash-generating unit is considered impaired and is written down to its recoverable amount.

In assessing value in use, the estimated future cash flows are discounted to their present value using a pre-tax discount rate that reflects current market assessments of the time value of money and the risks specific to the asset. Impairment losses relating to continuing operations are recognised in those expense categories consistent with the function of the impaired asset unless the asset is carried at revalued amount (in which case the impairment loss is treated as a revaluation decrease).

Notes to the Consolidated Financial Statements
For the year ended 30 June 2023

NOTE 1: STATEMENT OF SIGNIFICANT ACCOUNTING POLICIES (continued)

(l) Impairment of tangible and intangible assets (continued)

An assessment is also made at each balance date as to whether there is any indication that previously recognised impairment losses may no longer exist or may have decreased. If such indication exists, the recoverable amount is estimated. A previously recognised impairment loss is reversed only if there has been a change in the estimates used to determine the asset's recoverable amount since the last impairment loss was recognised. If that is the case the carrying amount of the asset is increased to its recoverable amount. That increased amount cannot exceed the carrying amount that would have been determined, net of depreciation, had no impairment loss been recognised for the asset in prior years. Such reversal is recognised in profit or loss unless the asset is carried at revalued amount, in which case the reversal is treated as a revaluation increase. After such a reversal the depreciation charge is adjusted in future periods to allocate the asset's revised carrying amount, less any residual value, on a systematic basis over its remaining useful life.

(m) Cash and cash equivalents

Cash comprises cash at bank and cash on hand. Cash equivalents are short term, highly liquid investments that are readily convertible to known amounts of cash and which are subject to an insignificant risk of changes in value. Bank overdrafts are shown within borrowings in current liabilities in the statement of financial position.

For the purposes of the statement of cash flows, cash and cash equivalents consist of cash and cash equivalents as defined above, net of outstanding bank overdrafts.

(n) Trade and other receivables

Trade receivables are measured on initial recognition at fair value and are subsequently measured at amortised cost using the effective interest rate method, less any allowance for impairment. Trade receivables are generally due for settlement within periods ranging up to 30 days.

Impairment of trade receivables is continually reviewed and those that are considered to be uncollectible are written off by reducing the carrying amount directly.

The amount of the impairment loss is recognised in the statement of comprehensive income within other expenses. When a trade receivable for which an impairment allowance had been recognised becomes uncollectible in a subsequent period, it is written off against the allowance account. Subsequent recoveries of amounts previously written off are credited against other expenses in the statement of comprehensive income.

(o) Financial assets

Recognition and derecognition

Financial assets and financial liabilities are recognised when the Group becomes a party to the contractual provisions of the financial instrument. Financial assets are derecognised when the contractual rights to the cash flows from the financial asset expire, or when the financial asset and substantially all the risks and rewards are transferred. A financial liability is derecognised when it is extinguished, discharged, cancelled or expires.

Classification and initial measurement of financial assets

Except for those trade receivables that do not contain a significant financing component and are measured at the transaction price in accordance with AASB 15, all financial assets are initially measured at fair value adjusted for transaction costs (where applicable).

For the purpose of subsequent measurement, financial assets, other than those designated and effective as hedging instruments, are classified into the following categories:

- amortised cost
- fair value through profit or loss (FVTPL)
- equity instruments at fair value through other comprehensive income (FVOCI)
- debt instruments at fair value through other comprehensive income (FVOCI)

All income and expenses relating to financial assets that are recognised in profit or loss are presented within finance costs, finance income or other financial items, except for impairment of trade receivables which is presented within other expenses.

Notes to the Consolidated Financial Statements

For the year ended 30 June 2023

NOTE 1: STATEMENT OF SIGNIFICANT ACCOUNTING POLICIES (continued)

(o) Financial assets (continued)

The classification is determined by both:

- the entity's business model for managing the financial asset
- the contractual cash flow characteristics of the financial asset

All income and expenses relating to financial assets that are recognised in profit or loss are presented within finance costs, finance income or other financial items, except for impairment of trade receivables which is presented within other expenses.

Subsequent measurement of financial assets

Financial assets at amortised cost

Financial assets are measured at amortised cost if the assets meet the following conditions (and are not designated as FVTPL):

- they are held within a business model whose objective is to hold the financial assets to collect its contractual cash flows
- the contractual terms of the financial assets give rise to cash flows that are solely payments of principal and interest on the principal amount outstanding

After initial recognition, these are measured at amortised cost using the effective interest method.

Discounting is omitted where the effect of discounting is immaterial. The Group's cash and cash equivalents, trade and most other receivables fall into this category of financial instruments as well as listed bonds that were previously classified as held-to-maturity under IAS 39.

Financial assets at fair value through profit or loss (FVTPL)

Financial assets that are held within a different business model other than 'hold to collect' or 'hold to collect and sell' are categorised at fair value through profit and loss. Further, irrespective of business model financial assets whose contractual cash flows are not solely payments of principal and interest are accounted for at FVTPL. All derivative financial instruments fall into this category, except for those designated and effective as hedging instruments, for which the hedge accounting requirements apply.

Assets in this category are measured at fair value with gains or losses recognised in profit or loss.

The fair values of financial assets in this category are determined by reference to active market transactions or using a valuation technique where no active market exists.

Equity instruments at fair value through other comprehensive income (Equity FVOCI)

Investments in equity instruments that are not held for trading are eligible for an irrevocable election at inception to be measured at FVOCI. Under Equity FVOCI, subsequent movements in fair value are recognised in other comprehensive income and are never reclassified to profit or loss.

Dividends from these investments continue to be recorded as other income within the profit or loss unless the dividend clearly represents return of capital. This category includes unlisted equity securities that were previously classified as 'available-for-sale' under AASB 139. Any gains or losses recognised in other comprehensive income (OCI) are not recycled upon derecognition of the asset.

Debt instruments at fair value through other comprehensive income (Debt FVOCI)

Financial assets with contractual cash flows representing solely payments of principal and interest and held within a business model of collecting the contractual cash flows and selling the assets are accounted for at debt FVOCI.

The Group accounts for financial assets at FVOCI if the assets meet the following conditions:

- they are held under a business model whose objective it is to "hold to collect" the associated cash flows and sell financial assets; and
- the contractual terms of the financial assets give rise to cash flows that are solely payments of principal and interest on the principal amount outstanding.

Any gains or losses recognised in other comprehensive income (OCI) will be recycled upon derecognition of the asset.

Notes to the Consolidated Financial Statements
For the year ended 30 June 2023

NOTE 1: STATEMENT OF SIGNIFICANT ACCOUNTING POLICIES (continued)

(o) Financial assets (continued)

Impairment of financial assets

AASB 9's impairment requirements use more forward-looking information to recognise expected credit losses – the 'expected credit loss (ECL) model'. This replaced AASB 139's 'incurred loss model'.

Instruments within the scope of the new requirements included loans and other debt-type financial assets measured at amortised cost and FVOCI, trade receivables, contract assets recognised and measured under AASB 15 and loan commitments and some financial guarantee contracts (for the issuer) that are not measured at fair value through profit or loss.

Recognition of credit losses is no longer dependent on the Group first identifying a credit loss event. Instead the Group considers a broader range of information when assessing credit risk and measuring expected credit losses, including past events, current conditions, reasonable and supportable forecasts that affect the expected collectability of the future cash flows of the instrument.

In applying this forward-looking approach, a distinction is made between:

- financial instruments that have not deteriorated significantly in credit quality since initial recognition or that have low credit risk ('Level 1') and
- financial instruments that have deteriorated significantly in credit quality since initial recognition and whose credit risk is not low ('Level 2').
- 'Level 3' would cover financial assets that have objective evidence of impairment at the reporting date.

'12-month expected credit losses' are recognised for the first category while 'lifetime expected credit losses' are recognised for the second category. Measurement of the expected credit losses is determined by a probability-weighted estimate of credit losses over the expected life of the financial instrument.

Trade and other receivables and contract assets

The Group makes use of a simplified approach in accounting for trade and other receivables as well as contract assets and records the loss allowance as lifetime expected credit losses. These are the expected shortfalls in contractual cash flows, considering the potential for default at any point during the life of the financial instrument.

In calculating, the Group uses its historical experience, external indicators and forward-looking information to calculate the expected credit losses using a provision matrix. The Group assess impairment of trade receivables on a collective basis as they possess shared credit risk characteristics they have been grouped based on the days past due.

Classification and measurement of financial liabilities

The Group's financial liabilities include borrowings, trade and other payables and derivative financial instruments. Financial liabilities are initially measured at fair value, and, where applicable, adjusted for transaction costs unless the Group designated a financial liability at fair value through profit or loss.

Subsequently, financial liabilities are measured at amortised cost using the effective interest method except for derivatives and financial liabilities designated at FVTPL, which are carried subsequently at fair value with gains or losses recognised in profit or loss (other than derivative financial instruments that are designated and effective as hedging instruments).

All interest-related charges and, if applicable, changes in an instrument's fair value that are reported in profit or loss are included within finance costs or finance income.

Notes to the Consolidated Financial Statements
For the year ended 30 June 2023

NOTE 1: STATEMENT OF SIGNIFICANT ACCOUNTING POLICIES (continued)

(p) Property, plant and equipment

Plant and equipment is stated at cost less accumulated depreciation and any accumulated impairment losses. Such cost includes the cost of replacing parts that are eligible for capitalisation when the cost of replacing the parts is incurred.

Depreciation is calculated on a straight-line basis over the estimated useful life of the assets as follows:

Plant and equipment	3-15 years
Motor vehicle	4 years

The assets' residual values, useful lives and amortisation methods are reviewed, and adjusted if appropriate, at each financial year end.

Impairment

The carrying values of plant and equipment are reviewed for impairment at each balance date, with recoverable amount being estimated when events or changes in circumstances indicate that the carrying value may be impaired.

The recoverable amount of plant and equipment is the higher of fair value less costs to sell and value in use. In assessing value in use, the estimated future cash flows are discounted to their present value using a pre-tax discount rate that reflects current market assessments of the time value of money and the risks specific to the asset.

For an asset that does not generate largely independent cash inflows, recoverable amount is determined for the cash-generating unit to which the asset belongs, unless the asset's value in use can be estimated to approximate fair value.

An impairment exists when the carrying value of an asset or cash-generating units exceeds its estimated recoverable amount. The asset or cash-generating unit is then written down to its recoverable amount. For plant and equipment, impairment losses are recognised in the statement of comprehensive income in other expenses.

Derecognition and disposal

An item of property, plant and equipment is derecognised upon disposal or when no further future economic benefits are expected from its use or disposal.

Any gain or loss arising on derecognition of the asset (calculated as the difference between the net disposal proceeds and the carrying amount of the asset) is included in profit or loss in the year the asset is derecognised.

Impairment losses recognised for goodwill are not subsequently reversed.

(q) Trade and other payables

Trade payables and other payables are carried at amortised cost and represent liabilities for goods and services provided to the Group prior to the end of the financial year that are unpaid and arise when the Group becomes obliged to make future payments in respect of the purchase of these goods and services. Trade and other payables are presented as current liabilities unless payment is not due within 12 months.

(r) Provisions

Provisions are recognised when the Group has a present obligation (legal or constructive) as a result of a past event, it is probable that an outflow of resources embodying economic benefits will be required to settle the obligation and a reliable estimate can be made of the amount of the obligation. Provisions are not recognised for future operating losses.

When the Group expects some or all of a provision to be reimbursed, for example under an insurance contract, the reimbursement is recognised as a separate asset but only when the reimbursement is virtually certain. The expense relating to any provision is presented in the statement of comprehensive income net of any reimbursement.

Provisions are measured at the present value or management's best estimate of the expenditure required to settle the present obligation at the end of the reporting period.

If the effect of the time value of money is material, provisions are discounted using a current pre-tax rate that reflects the risks specific to the liability.

When discounting is used, the increase in the provision due to the passage of time is recognised as an interest expense.

Notes to the Consolidated Financial Statements
For the year ended 30 June 2023

NOTE 1: STATEMENT OF SIGNIFICANT ACCOUNTING POLICIES (continued)

(s) Employee leave benefits

Wages, salaries and annual leave

Liabilities for wages and salaries, including non-monetary benefits and annual leave expected to be settled within 12 months of the balance date are recognised in other payables in respect of employees' services up to the balance date, they are measured at the amounts expected to be paid when the liabilities are settled.

Long service leave

The liability for long service leave is recognised in the provision for employee benefits and measured as the present value of expected future payments to be made in respect of services provided by employees up to the balance date. Consideration is given to expected future wage and salary levels, experience of employee departures, and period of service. Expected future payments are discounted using market yields at the balance date on national government bonds with terms to maturity and currencies that match, as closely as possible, the estimated future cash outflows.

(t) Share-based payment transactions

Equity settled transactions:

The Group provides benefits to employees (including senior executives) of the Group in the form of share-based payments, whereby employees render services in exchange for shares or rights over shares (equity-settled transactions).

The cost of these equity-settled transactions with employees is measured by reference to the fair value of the equity instruments at the date at which they are granted. The fair value is determined by using a Black-Scholes model.

In valuing equity-settled transactions, no account is taken of any performance conditions, other than conditions linked to the price of the shares of Santa Fe Minerals Limited (market conditions) if applicable.

The cost of equity-settled transactions is recognised, together with a corresponding increase in equity, over the period in which the performance and/or service conditions are fulfilled, ending on the date on which the relevant employees become fully entitled to the award (the vesting period).

The cumulative expense recognised for equity-settled transactions at each balance date until vesting date reflects (i) the extent to which the vesting period has expired and (ii) the Group's best estimate of the number of equity instruments that will ultimately vest. No adjustment is made for the likelihood of market performance conditions being met as the effect of these conditions is included in the determination of fair value at grant date. The statement of comprehensive income charge or credit for a period.

No expense is recognised for awards that do not ultimately vest, except for awards where vesting is only conditional upon a market condition.

If the terms of an equity-settled award are modified, as a minimum an expense is recognised as if the terms had not been modified. In addition, an expense is recognised for any modification that increases the total fair value of the share-based payment arrangement, or is otherwise beneficial to the employee, as measured at the date of modification.

If an equity-settled award is cancelled, it is treated as if it had vested on the date of cancellation, and any expense not yet recognised for the award is recognised immediately. However, if a new award is substituted for the cancelled award and designated as a replacement award on the date that it is granted, the cancelled and new award are treated as if they were a modification of the original award, as described in the previous paragraph.

The dilutive effect, if any, of outstanding options is reflected as additional share dilution in the computation of earnings or loss per share.

(u) Issued capital

Ordinary shares are classified as equity. Incremental costs directly attributable to the issue of new shares or options are shown in equity as a deduction, net of tax, from the proceeds. Incremental costs directly attributable to the issue of new shares or options for the acquisition of a new business are not included in the cost of acquisition as part of the purchase consideration.

Santa Fe Minerals Limited
30 June 2023 Annual Financial Report

Notes to the Consolidated Financial Statements
For the year ended 30 June 2023

NOTE 1: STATEMENT OF SIGNIFICANT ACCOUNTING POLICIES (continued)

(v) Earnings per share

Earnings per share is calculated as net profit / (loss) attributable to members of the Company, adjusted to exclude any costs of servicing equity (other than dividends) and preference share dividends, divided by the weighted average number of ordinary shares, adjusted for any bonus element.

Diluted earnings per share is calculated as net profit / (loss) attributable to members of the parent, adjusted for:

- costs of servicing equity (other than dividends) and preference share dividends;
- the after tax effect of dividends and interest associated with dilutive potential ordinary shares that have been recognised as expenses; and
- other non-discretionary changes in revenues or expenses during the period that would result from the dilution of potential ordinary shares; divided by the weighted average number of ordinary shares and dilutive potential ordinary shares, adjusted for any bonus element.

(w) Parent entity financial information

The financial information for the parent entity, Santa Fe Minerals Limited, has been prepared on the same basis as the consolidated financial statements, except in relation to investments in subsidiaries, associates and joint venture entities.

Investments in subsidiaries, associates and joint venture entities are accounted for at cost in the parent entity's financial statements. Dividends received from associates are recognised in the parent entity's profit or loss, rather than being deducted from the carrying amount of these investments.

(x) Going concern

The consolidated financial report has been prepared on a going concern basis.

NOTE 2: REVENUE AND EXPENSES

	2023	2022
	\$	\$
Other income		
Interest received	43,247	1,604
	<u>43,247</u>	<u>1,604</u>
Employee benefits expense		
Wages, salaries and director fees	302,630	274,750
Superannuation	31,776	27,475
Leave entitlement expense	10,773	3,968
Other employee expenses	8,448	32,328
	<u>353,627</u>	<u>338,521</u>
Other expenses		
ASX fees	25,405	24,165
Contractors and consultants	46,095	62,250
Auditor's remuneration	35,894	27,725
Insurance	49,925	46,828
Legal fees	1,115	10,754
Occupancy costs	20,676	17,018
Travel	7,049	11,262
IT costs	9,179	10,338
Share registry fees	1,338	6,770
Foreign exchange gain (loss)	(676)	(337)
Other expenses	68,769	64,629
	<u>264,769</u>	<u>281,402</u>

For personal use only

Santa Fe Minerals Limited
30 June 2023 Annual Financial Report

Notes to the Consolidated Financial Statements
For the year ended 30 June 2023

NOTE 3: INCOME TAX

The tax rate used in the above reconciliation is the corporate tax rate of 30% payable by Australian corporate entities on taxable profits under Australian tax law.

	2023	2022
	\$	\$
<i>Income tax recognised in profit or loss</i>		
Current tax expense	-	-
Deferred tax expense / (income)	-	-
Income tax expense	<u>-</u>	<u>-</u>

The prima facie income tax expense / (benefit) on pre-tax accounting profit /(loss) from operations reconciles to the income tax expense as follows:

Accounting loss before income tax	<u>(1,018,924)</u>	<u>(731,886)</u>
Income tax at 30%	(305,677)	(219,566)
Tax effect of amounts which are not deductible / (taxable) in calculating taxable income:		
Non-deductible expenses	702	2,467
Non-assessable income	-	-
Adjustments recognised in the current year in relation to current tax of prior years	-	(902)
Temporary differences not recognised	<u>304,975</u>	<u>218,001</u>
Income tax expense	<u>-</u>	<u>-</u>

Deferred Tax Balances

At 30 June 2023, net deferred tax assets of \$1,893,472 (2022: \$1,406,584) have not been recognised in terms of AASB112 *Income Taxes*. The Company does not currently have revenue generating activities and therefore it may not have future taxable profit available against which the deductible temporary differences and unused tax losses comprising this net deferred tax amount may be utilised.

Unrecognised deferred tax assets and liabilities as at 30 June 2023 comprise:	Deferred tax assets	Deferred tax liabilities	Net
	\$	\$	\$
Trade and other receivables	-	(3,646)	(3,646)
Financial assets	24,696	-	24,696
Property, plant & equipment	-	(502)	(502)
Intangible assets	-	(62,528)	(62,528)
Trade and other payables	6,450	-	6,450
Employee benefits	26,329	-	26,329
Unused tax losses	1,902,673	-	1,902,673
Unrecognised deferred tax assets / (liabilities) before set-off	1,960,148	(66,676)	1,893,472
Set-off of deferred tax liabilities	<u>(66,676)</u>	<u>66,676</u>	<u>-</u>
Net unrecognised deferred tax asset	<u>1,893,472</u>	<u>-</u>	<u>1,893,472</u>

Santa Fe Minerals Limited
30 June 2023 Annual Financial Report

Notes to the Consolidated Financial Statements
For the year ended 30 June 2023

NOTE 3: INCOME TAX (continued)

Deferred Tax Balances

In addition to the assessed loss and other net future income tax deductions on which deferred tax has not been recognised at 30 June 2023 as set out in the table above, the Company also has accumulated capital losses of \$1,902,673 on which deferred tax has not been recognised. Such capital losses may only be utilised against potential future capital gains.

Unrecognised deferred tax assets and liabilities as at 30 June 2022 comprise:	Deferred tax assets	Deferred tax liabilities	Net
	\$	\$	\$
Trade and other receivables	-	(89)	(89)
Prepayment	-	(6,626)	(6,626)
Financial assets	62,070	(244,077)	(182,007)
Property, plant & equipment	900	-	900
Intangible assets	-	(42,233)	(42,233)
Trade and other payables	6,000	-	6,000
Employee benefits	23,061	-	23,061
Unused tax losses	1,607,578	-	1,607,578
Other future deductions	-	-	-
Unrecognised deferred tax assets / (liabilities) before set-off	1,699,609	(293,025)	1,406,584
Set-off of deferred tax liabilities	(293,025)	293,025	-
Net unrecognised deferred tax asset	<u>1,406,584</u>	<u>-</u>	<u>1,406,584</u>

NOTE 4: SEGMENT REPORTING

AASB 8 *Operating Segments* requires operating segments to be identified on the basis of internal reports about components of the Group that are regularly reviewed by the chief operating decision maker in order to allocate resources to the segment and to assess its performance.

The Group's operating segments have been determined with reference to the monthly management accounts used by the Chief Operating Decision maker to make decisions regarding the Group's operations and allocation of working capital. Due to the size and nature of the Group, the Board as a whole has been determined as the Chief Operating Decision Maker.

During the period, the Company operated predominantly in one segment being the minerals exploration sector in Australia. Accordingly, under the "management approach" outlined, only one operating segment has been identified and no further disclosure is required in the notes to the financial statements.

The revenues and results of this segment are those of the Group as a whole and are set out in the consolidated statement of comprehensive income and the assets and liabilities of the Group as a whole are set out in the consolidated statement of financial position.

For personal use only

Santa Fe Minerals Limited
30 June 2023 Annual Financial Report

Notes to the Consolidated Financial Statements
For the year ended 30 June 2023

NOTE 5: EARNINGS PER SHARE

	2023	2022
	Cents per share	Cents per share
Loss per share:	(1.40)	(1.01)
Diluted loss per share:	(1.40)	(1.01)
	Number	Number
Weighted average number of ordinary shares for the purposes of basic and diluted loss per share	72,818,789	72,818,789
Loss used in the calculation of total basic and diluted earnings per share are as set out in the statement of comprehensive income	(1,018,924)	(731,886)

NOTE 6: CASH AND CASH EQUIVALENTS

	2023	2022
	\$	\$
Cash at bank	666,825	129,212
Short-term deposits	1,857,298	2,745,528
	<u>2,524,123</u>	<u>2,874,740</u>

Cash at bank earns interest at floating rates based on daily bank deposit rates.

Short-term deposits are made for varying periods, depending on the immediate cash requirements of the Group, and earn interest at the respective short-term deposit rates.

Reconciliation of loss for the year to net cash flows from operating activities:

	2023	2022
	\$	\$
Loss for the year	(1,018,924)	(731,886)
Depreciation	6,498	15,821
(Gain) / loss on fair value of FVTPL assets	56,640	(122,494)
<i>(Increase)/decrease in assets:</i>		
Trade and other receivables	(11,285)	3,785
Other financial assets	(162)	(6,398)
<i>Increase/(decrease) in liabilities:</i>		
Trade and other payables	(17,933)	19,484
Provisions	10,773	3,968
Net cash outflow from operating activities	<u>(974,393)</u>	<u>(817,720)</u>

For the purposes of the statement of cash flows, cash and cash equivalents comprise cash on hand and at bank and investments in money market instruments, net of outstanding bank overdrafts.

Santa Fe Minerals Limited
30 June 2023 Annual Financial Report

Notes to the Consolidated Financial Statements
For the year ended 30 June 2023

NOTE 7: CURRENT TRADE AND OTHER RECEIVABLES

	2023	2022
	\$	\$
Accrued interest	12,153	296
GST receivable	3,197	4,100
Other receivables	330	-
	<u>15,680</u>	<u>4,396</u>

As at 30 June 2023, no provision for expected credit losses was required (2022: nil). There are no receivables which are past due and not impaired.

NOTE 8: OTHER ASSETS

	2023	2022
	\$	\$
Prepayments	22,252	22,089
Deposits	5,061	5,061
	<u>27,313</u>	<u>27,150</u>

NOTE 9: PROPERTY, PLANT AND EQUIPMENT

	Motor Vehicles	Plant and equipment	Total
	\$	\$	\$
Net carrying amount:			
Balance at 1 July 2021	22,597	2,385	24,982
Additions	-	-	-
Disposals	-	-	-
Depreciation	(14,907)	(915)	(15,822)
Balance at 30 June 2022	<u>7,690</u>	<u>1,470</u>	<u>9,160</u>
At 30 June 2022:			
Cost	89,537	15,156	104,693
Accumulated depreciation	(81,847)	(13,686)	(95,533)
Net carrying amount	<u>7,690</u>	<u>1,470</u>	<u>9,160</u>
Net carrying amount:			
Balance at 1 July 2022	7,690	1,470	9,160
Additions	-	-	-
Disposals	-	-	-
Depreciation	(5,694)	(804)	(6,498)
Balance at 30 June 2023	<u>1,996</u>	<u>666</u>	<u>2,662</u>
At 30 June 2023:			
Cost	89,537	15,156	104,693
Accumulated depreciation	(87,541)	(14,490)	(102,031)
Net carrying amount	<u>1,996</u>	<u>666</u>	<u>2,662</u>

Santa Fe Minerals Limited
30 June 2023 Annual Financial Report

Notes to the Consolidated Financial Statements
For the year ended 30 June 2023

NOTE 10: DEFERRED EXPLORATION AND EVALUATION EXPENDITURE

Exploration and evaluation phase:

	2023	2022
	\$	\$
Balance at beginning of period	354,146	300,536
Acquisition of tenements	-	53,610
Total deferred exploration and evaluation expenditure	354,146	354,146

Exploration and evaluation costs, excluding the costs of acquiring tenements and permits, are expensed as incurred.

Capitalised exploration expenditure relating to the surrender of exploration licences or where rights to tenure is not current have been written off in full during the year. The recoupment of costs carried forward in relation to areas of interest in the exploration and evaluation phases is dependent on the successful development and commercial exploitation or sale of the respective areas.

NOTE 11: TRADE AND OTHER PAYABLES

	2023	2022
	\$	\$
Trade payables	236	10,246
Sundry creditors and accruals	-	20,000
Others	26,095	14,019
Trade and other payables	26,331	44,265

Trade payables are unsecured, non-interest bearing and are normally settled on 30-60 day terms.

NOTE 12: COMMITMENTS AND CONTINGENCIES

Exploration commitments

The Company has certain obligations to perform minimum exploration work and to spend minimum amounts on exploration tenements. The obligations may be varied from time to time subject to approval and are expected to be fulfilled in the normal course of the operations of the Company.

Due to the nature of the Company's operations in exploring and evaluating areas of interest, it is difficult to accurately forecast the nature and amount of future expenditure beyond the next year. Expenditure may be reduced by seeking exemption from individual commitments, by relinquishing of tenure or any new joint venture agreements. Expenditure may be increased when new tenements are granted.

Commitment contracted for at balance date but not recognised as liabilities are as follows:

	2023	2022
	\$	\$
Within a year	461,000	389,000

Capital commitments

There are no commitments contracted for at balance date but not recognised as liabilities at 30 June 2023 (2022: nil).

Contingent consideration liability

There were no contingent liabilities at the date of signing this report (2022: nil).

Santa Fe Minerals Limited
30 June 2023 Annual Financial Report

Notes to the Consolidated Financial Statements
For the year ended 30 June 2023

NOTE 13: PROVISIONS

	2023	2022
	\$	\$
Annual leave	66,930	58,092
Long service leave	18,607	16,671
	<u>85,537</u>	<u>74,763</u>

NOTE 14: ISSUED CAPITAL

Issued Capital

	2023	2022
	\$	\$
Share capital	14,757,954	14,757,954

NOTE 14: ISSUED CAPITAL (continued)

Movements in ordinary shares:

	Year to		Year to	
	30 June 2023		30 June 2022	
	Number	\$	Number	\$
Balance at beginning of year	72,818,789	14,757,954	72,818,789	14,757,954
Issue of fully paid ordinary shares	-	-	-	-
Share issue costs	-	-	-	-
Balance at end of year	<u>72,818,789</u>	<u>14,757,954</u>	<u>72,818,789</u>	<u>14,757,954</u>

Ordinary shares entitle the holder to participate in dividends and the proceeds on winding up of the Company in proportion to the number of shares held. On a show of hands every holder of ordinary shares present at a meeting in person or by proxy, is entitled to one vote, and upon a poll each share is entitled to one vote. Ordinary shares have no par value and the Company does not have a limited amount of authorised capital.

NOTE 15: FINANCIAL INSTRUMENTS

This note provides information about how the Group determines fair value of various financial assets and financial liabilities.

The three levels are defined based on the observe ability of significant inputs to the measurement, as follows:

- Level 1: quoted prices (unadjusted) in active markets for identical assets or liabilities;
- Level 2: inputs other than quoted prices included within Level 1 that are observable for the asset or liability, either directly (i.e. as prices) or indirectly (derived from prices); and
- Level 3: inputs for the asset or liability that are not based on observable market data (unobservable inputs).

The following tables shows the levels within the hierarchy of financial assets and liabilities measured at fair value on a recurring basis as at 30 June 2023 and 30 June 2022.

Santa Fe Minerals Limited
30 June 2023 Annual Financial Report

Notes to the Consolidated Financial Statements
For the year ended 30 June 2023

NOTE 15: FINANCIAL INSTRUMENTS (continued)

	Year to 30 June 2023 Fair value \$	Year to 30 June 2022 Fair value \$	Fair value hierarchy	Valuation technique
Equity investments designated at FVTPL	20,580	700,996	Level 1	Quoted market prices in an active market

The directors consider that the carrying amounts of current receivables, current payables and current borrowings are considered to be a reasonable approximation of their fair values.

	2023 \$	2022 \$
<i>Movement in equity investments designated at FVTPL:</i>		
Opening balance	700,996	886,469
Additions	232,000	1,012,874
Fair value movement on FVTPL assets	(56,640)	122,494
Disposals	(855,776)	(1,320,841)
	<u>20,580</u>	<u>700,996</u>

Capital risk management

The Group manages its capital to ensure that entities in the Group will be able to continue as a going concern while maximising the return to stakeholders through the optimisation of the debt and equity balance.

The Group's overall strategy remains unchanged from 2022.

The capital structure of the Group consists of cash and cash equivalents, borrowings and equity attributable to equity holders of the parent, comprising issued capital, reserves and retained earnings. None of the Group's entities are subject to externally imposed capital requirements.

Operating cash flows are used to maintain and expand operations, as well as to make routine expenditures such as general administrative outgoings.

At 30 June 2023, the Group had no borrowings.

Categories of financial instruments	2023 \$	2022 \$
Financial assets		
Cash and cash equivalents	2,524,123	2,874,740
Trade and other receivables	15,680	4,396
Equity investments designated at FVTPL	20,580	700,996
Financial liabilities		
Trade and other payables	26,331	44,265

Financial risk management objectives

The Group is exposed to, (i) market risk (which includes foreign currency exchange risk, interest rate risk, share price risk and commodity price risk), (ii) credit risk and (iii) liquidity risk.

The Group does not enter into or trade financial instruments, including derivative financial instruments, for speculative purposes.

Santa Fe Minerals Limited
30 June 2023 Annual Financial Report

Notes to the Consolidated Financial Statements
For the year ended 30 June 2023

NOTE 15: FINANCIAL INSTRUMENTS (continued)

Market risk

The Group's activities expose it primarily to the financial risks of changes in interest rate. The Group does not enter into derivative financial instruments to manage its exposure to this risk.

Foreign currency risk management

The Group does not undertake any material transactions denominated in foreign currencies. All contracts are denominated in Australian dollars.

Interest rate risk sensitivity analysis

The Group is exposed to interest rate risk as it has cash at floating and fixed interest rates. The following tables summaries the sensitivity of the Company's financial assets to interest rate risk. Had the relevant variables, as illustrated in the tables, moved by 1%, with all other variables held constant, post-tax loss and equity would have been affected as shown.

The analysis has been performed on the same basis for 2023 and 2022, and represents management's judgement of a reasonably possible movement.

30 June 2023	Weighted Average Interest Rate %	Carrying amount \$	Interest Rate Risk -1%		Interest Rate Risk +1%	
			Net loss \$	Equity \$	Net gain \$	Equity \$
<i>Financial assets</i>						
Cash and cash equivalents	3.03%	<u>2,524,123</u>	<u>(25,241)</u>	<u>(25,241)</u>	<u>25,241</u>	<u>25,241</u>
		<u>2,524,123</u>	<u>(25,241)</u>	<u>(25,241)</u>	<u>25,241</u>	<u>25,241</u>

30 June 2022	Weighted Average Interest Rate %	Carrying amount \$	Interest Rate Risk -1%		Interest Rate Risk +1%	
			Net loss \$	Equity \$	Net gain \$	Equity \$
<i>Financial assets</i>						
Cash and cash equivalents	0.07%	<u>2,874,740</u>	<u>(28,747)</u>	<u>(28,747)</u>	<u>28,747</u>	<u>28,747</u>
		<u>2,874,740</u>	<u>(28,747)</u>	<u>(28,747)</u>	<u>28,747</u>	<u>28,747</u>

None of the Group's trade and other receivables and trade and other payables are interest bearing (2022: nil).

Equity price risks

The Group is exposed to equity price risks arising from equity investment assets. All of the Group's investments are publicly traded in Australia and London. The following tables summaries the sensitivity of the Company's financial assets to equity price risks. Had the relevant variables, as illustrated in the tables, moved by 30%, with all other variables held constant, pre-tax loss and equity would have been affected as shown.

For personal use only

Santa Fe Minerals Limited
30 June 2023 Annual Financial Report

Notes to the Consolidated Financial Statements
For the year ended 30 June 2023

NOTE 15: FINANCIAL INSTRUMENTS (continued)

The analysis has been performed on the same basis for 2023 and 2022 and represents management's judgement of a reasonably possible movement.

30 June 2023	Carrying amount \$	Share price -30%		Interest Rate Risk +30%	
		Net loss \$	Equity \$	Net gain \$	Equity \$
<i>Financial assets</i>					
Equity investments designated at FVTPL	20,580	(6,174)	(6,174)	6,174	6,174
	<u>20,580</u>	<u>(6,174)</u>	<u>(6,174)</u>	<u>6,174</u>	<u>6,174</u>
30 June 2022	Carrying amount \$	Share price -30%		Interest Rate Risk +30%	
		Net loss \$	Equity \$	Net gain \$	Equity \$
<i>Financial assets</i>					
Equity investments designated at FVTPL	700,996	(210,299)	(210,299)	210,299	210,299
	<u>700,996</u>	<u>(210,299)</u>	<u>(210,299)</u>	<u>210,299</u>	<u>210,299</u>

Credit risk management

Credit risk is the risk that a counterparty fails to discharge an obligation to the Group. The group is exposed to credit risk from financial assets including cash and cash equivalents held at banks and trade and other receivables.

The Company does not have any significant credit risk exposure to any single counterparty or any Company of counterparties having similar characteristics. The credit risk on liquid funds is limited because the counterparties are banks with high credit ratings assigned by international credit rating agencies. The carrying amount of financial assets recorded in the financial statements, net of any allowance for losses, represents the Company's maximum exposure to credit risk without taking account of the value of any collateral obtained.

Liquidity risk management

Ultimate responsibility for liquidity risk management rests with the board of Directors, who have built an appropriate liquidity risk management framework for the management of the Group's short, medium and long-term funding and liquidity management requirements.

The Group manages liquidity risk by maintaining adequate reserves, banking facilities and reserve borrowing facilities by continuously monitoring forecast and actual cash flows and matching the maturity profiles of financial assets and liabilities. The following table details the Company's and the Group's expected contractual maturity for its non-derivative financial assets and liabilities.

Santa Fe Minerals Limited
30 June 2023 Annual Financial Report

Notes to the Consolidated Financial Statements
For the year ended 30 June 2023

NOTE 15: FINANCIAL INSTRUMENTS (continued)

	Less than 1 year \$	1 to 5 years \$	5+ years \$
2023			
Cash and cash equivalents	2,524,123	-	-
Trade and other receivables	15,680	-	-
Equity investments designated at FVTPL	20,580	-	-
Financial liabilities	(26,331)	-	-
2022			
Cash and cash equivalents	2,874,740	-	-
Trade and other receivables	4,396	-	-
Equity investments designated at FVTPL	700,996	-	-
Financial liabilities	(44,265)	-	-

NOTE 16: AUDITOR'S REMUNERATION

The auditor of the Group is HLB Mann Judd.

	2023 \$	2022 \$
<i>Auditor of the parent entity</i>		
Audit or review of the financial statements	35,894	27,725
<i>Other services</i>		
Taxation compliance	13,470	10,250
	49,364	37,975

NOTE 17: RELATED PARTY DISCLOSURE

Subsidiary Entities

The consolidated financial statements include the financial statements of Santa Fe Minerals Limited and the subsidiaries listed in the following table.

Name	Country of Incorporation	% Equity Interest	
		2023	2022
Challa Resources Pty Ltd	Australia	100%	100%
Challa Minerals Pty Ltd	Australia	100%	100%

Santa Fe Minerals Limited is the ultimate Australian parent entity and ultimate parent of the Group. Loans made by Santa Fe Minerals Limited to its wholly-owned subsidiaries are contributed to meet required expenditure payable on demand and are not interest bearing.

Transactions with other Related Parties

There were no other transactions with key management personnel during the financial year or outstanding at balance date.

Santa Fe Minerals Limited
30 June 2023 Annual Financial Report

Notes to the Consolidated Financial Statements
For the year ended 30 June 2023

NOTE 18: KEY MANAGEMENT PERSONNEL DISCLOSURES

The aggregate compensation paid to directors and other key management personnel of the Group is set out below:

	2023	2022
	\$	\$
Short-term employee benefits	220,000	220,000
Post-employment benefits	23,100	22,000
	<u>243,100</u>	<u>242,000</u>

NOTE 19: PARENT ENTITY DISCLOSURES

	2023	2022
	\$	\$
Financial position		
Assets		
Current assets	2,555,922	2,904,177
Non-current assets	308,772	1,066,087
Total assets	<u>2,864,694</u>	<u>3,970,264</u>
Liabilities		
Current liabilities	111,852	118,704
Total liabilities	<u>111,852</u>	<u>118,704</u>
Net assets	<u>2,752,842</u>	<u>3,851,560</u>
Equity		
Issued capital	14,757,954	14,757,954
Accumulated losses	(12,005,112)	(10,906,394)
Total equity	<u>2,752,842</u>	<u>3,851,560</u>

NOTE 19: PARENT ENTITY DISCLOSURES (continued)

	2023	2022
	\$	\$
Financial performance		
Loss for the year	(1,098,718)	(567,978)
Other comprehensive income	-	-
Total comprehensive loss	<u>(1,098,718)</u>	<u>(567,978)</u>

NOTE 20: EVENTS AFTER THE REPORTING PERIOD

Significant events after balance date

There has been no matter or circumstance that has arisen after balance date that has significantly affected, or may significantly affect, the operations of the Group, the results of those operations, or the state of affairs of the Group in future financial periods.

For personal use only

Santa Fe Minerals Limited
30 June 2023 Annual Financial Report
Directors' Declaration

1. In the opinion of the directors of Santa Fe Minerals Limited (the 'Group'):
 - (a) the accompanying financial statements and notes are in accordance with the Corporations Act 2001 including:
 - i. giving a true and fair view of the Group's financial position as at 30 June 2023 and of its performance for the year then ended; and
 - ii. complying with Australian Accounting Standards, the Corporations Regulations 2001, professional reporting requirements and other mandatory requirements.
 - (b) there are reasonable grounds to believe that the Company will be able to pay its debts as and when they become due and payable.
 - (c) the financial statements and notes thereto are in accordance with International Financial Reporting Standards issued by the International Accounting Standards Board.
2. This declaration has been made after receiving the declarations required to be made to the directors in accordance with Section 295A of the Corporations Act 2001 for the financial year ended 30 June 2023.

This declaration is signed in accordance with a resolution of the Board of directors.



Doug Rose
Managing Director
12 September 2023
Perth, Western Australia

For personal use only

INDEPENDENT AUDITOR'S REPORT

To the Members of Santa Fe Minerals Limited

Report on the Audit of the Financial Report

Opinion

We have audited the financial report of Santa Fe Minerals Limited ("the Company") and its controlled entities ("the Group"), which comprises the consolidated statement of financial position as at 30 June 2023, the consolidated statement of profit or loss and other comprehensive income, the consolidated statement of changes in equity and the consolidated statement of cash flows for the year then ended, and notes to the financial statements, including a summary of significant accounting policies, and the directors' declaration.

In our opinion, the accompanying financial report of the Group is in accordance with the *Corporations Act 2001*, including:

- (a) giving a true and fair view of the Group's financial position as at 30 June 2023 and of its financial performance for the year then ended; and
- (b) complying with Australian Accounting Standards and the *Corporations Regulations 2001*.

Basis for Opinion

We conducted our audit in accordance with Australian Auditing Standards. Our responsibilities under those standards are further described in the *Auditor's Responsibilities for the Audit of the Financial Report* section of our report. We are independent of the Group in accordance with the auditor independence requirements of the *Corporations Act 2001* and the ethical requirements of the Accounting Professional and Ethical Standards Board's APES 110 *Code of Ethics for Professional Accountants (including Independence Standards)* ("the Code") that are relevant to our audit of the financial report in Australia. We have also fulfilled our other ethical responsibilities in accordance with the Code.

We believe that the audit evidence we have obtained is sufficient and appropriate to provide a basis for our opinion.

Key Audit Matters

Key audit matters are those matters that, in our professional judgement, were of most significance in our audit of the financial report of the current period. These matters were addressed in the context of our audit of the financial report as a whole, and in forming our opinion thereon, and we do not provide a separate opinion on these matters.

We have determined the matters described below to be the key audit matters to be communicated in our report.

hlb.com.au

HLB Mann Judd (WA Partnership) ABN 22 193 232 714

Level 4, 130 Stirling Street, Perth WA 6000 / PO Box 8124 Perth BC WA 6849

T: +61 (0)8 9227 7500 **E:** mailbox@hbw.com.au

Liability limited by a scheme approved under Professional Standards Legislation.

HLB Mann Judd (WA Partnership) is a member of HLB International, the global advisory and accounting network.

Key Audit Matter	How our audit addressed the key audit matter
<p>Carrying amount of deferred exploration and evaluation expenditure Note 10 of the financial report</p> <p>In accordance with AASB 6 <i>Exploration for and Evaluation of Mineral Resources</i>, the Group capitalises all exploration and evaluation acquisition costs and subsequently expenses exploration and evaluation costs as incurred.</p> <p>Our audit focussed on the Group’s assessment of the carrying amount of the capitalised exploration and evaluation asset, as this is one of the most significant assets of the Group.</p>	<p>Our procedures included but were not limited to the following:</p> <ul style="list-style-type: none"> • We obtained an understanding of the key processes associated with management’s review of the carrying values of each area of interest; • We considered the directors’ assessment of potential indicators of impairment; • We obtained evidence that the Group has current rights to tenure of its areas of interest; • We examined the exploration budget for the year ending 30 June 2024 and discussed with management the nature of planned ongoing activities; and • We examined the disclosures made in the financial report.

Information Other than the Financial Report and Auditor’s Report Thereon

The directors are responsible for the other information. The other information comprises the information included in the Group’s annual report for the year ended 30 June 2023, but does not include the financial report and our auditor’s report thereon.

Our opinion on the financial report does not cover the other information and accordingly we do not express any form of assurance conclusion thereon.

In connection with our audit of the financial report, our responsibility is to read the other information and, in doing so, consider whether the other information is materially inconsistent with the financial report, or our knowledge obtained in the audit or otherwise appears to be materially misstated.

If, based on the work we have performed, we conclude that there is a material misstatement of this other information, we are required to report that fact. We have nothing to report in this regard.

Responsibilities of the Directors for the Financial Report

The directors of the Company are responsible for the preparation of the financial report that gives a true and fair view in accordance with Australian Accounting Standards and the *Corporations Act 2001* and for such internal control as the directors determine is necessary to enable the preparation of the financial report that gives a true and fair view and is free from material misstatement, whether due to fraud or error.

In preparing the financial report, the directors are responsible for assessing the ability of the Group to continue as a going concern, disclosing, as applicable, matters related to going concern and using the going

concern basis of accounting unless the directors either intend to liquidate the Group or to cease operations, or have no realistic alternative but to do so.

Auditor's Responsibilities for the Audit of the Financial Report

Our objectives are to obtain reasonable assurance about whether the financial report as a whole is free from material misstatement, whether due to fraud or error, and to issue an auditor's report that includes our opinion. Reasonable assurance is a high level of assurance, but is not a guarantee that an audit conducted in accordance with Australian Auditing Standards will always detect a material misstatement when it exists. Misstatements can arise from fraud or error and are considered material if, individually or in the aggregate, they could reasonably be expected to influence the economic decisions of users taken on the basis of this financial report.

As part of an audit in accordance with the Australian Auditing Standards, we exercise professional judgement and maintain professional scepticism throughout the audit. We also:

- Identify and assess the risks of material misstatement of the financial report, whether due to fraud or error, design and perform audit procedures responsive to those risks, and obtain audit evidence that is sufficient and appropriate to provide a basis for our opinion. The risk of not detecting a material misstatement resulting from fraud is higher than for one resulting from error, as fraud may involve collusion, forgery, intentional omissions, misrepresentations, or the override of internal control.
- Obtain an understanding of internal control relevant to the audit in order to design audit procedures that are appropriate in the circumstances, but not for the purpose of expressing an opinion on the effectiveness of the Group's internal control.
- Evaluate the appropriateness of accounting policies used and the reasonableness of accounting estimates and related disclosures made by the directors.
- Conclude on the appropriateness of the directors' use of the going concern basis of accounting and, based on the audit evidence obtained, whether a material uncertainty exists related to events or conditions that may cast significant doubt on the Group's ability to continue as a going concern. If we conclude that a material uncertainty exists, we are required to draw attention in our auditor's report to the related disclosures in the financial report or, if such disclosures are inadequate, to modify our opinion. Our conclusions are based on the audit evidence obtained up to the date of our auditor's report. However, future events or conditions may cause the Group to cease to continue as a going concern.
- Evaluate the overall presentation, structure and content of the financial report, including the disclosures, and whether the financial report represents the underlying transactions and events in a manner that achieves fair presentation.

We communicate with the directors regarding, among other matters, the planned scope and timing of the audit and significant audit findings, including any significant deficiencies in internal control that we identify during our audit.

We also provide the directors with a statement that we have complied with relevant ethical requirements regarding independence, and to communicate with them all relationships and other matters that may reasonably be thought to bear on our independence, and where applicable, actions taken to eliminate threats or safeguards applied.

From the matters communicated with the directors, we determine those matters that were of most significance in the audit of the financial report of the current period and are therefore the key audit matters.

We describe these matters in our auditor's report unless law or regulation precludes public disclosure about the matter or when, in extremely rare circumstances, we determine that a matter should not be communicated in our report because the adverse consequences of doing so would reasonably be expected to outweigh the public interest benefits of such communication.

REPORT ON THE REMUNERATION REPORT

Opinion on the Remuneration Report

We have audited the Remuneration Report included within the directors' report for the year ended 30 June 2023.

In our opinion, the Remuneration Report of Santa Fe Minerals Limited for the year ended 30 June 2023 complies with Section 300A of the *Corporations Act 2001*.

Responsibilities

The directors of the Company are responsible for the preparation and presentation of the Remuneration Report in accordance with section 300A of the *Corporations Act 2001*. Our responsibility is to express an opinion on the Remuneration Report, based on our audit conducted in accordance with Australian Auditing Standards.

HLB Mann Judd

HLB Mann Judd
Chartered Accountants

Perth, Western Australia
12 September 2023



B G McVeigh
Partner

For personal use only

Santa Fe Minerals Limited
30 June 2023 Annual Financial Report

ASX ADDITIONAL INFORMATION AT 29 AUGUST 2023

A. CORPORATE GOVERNANCE

A statement disclosing the extent to which the Company has followed the best practice recommendations set by the ASX Corporate Governance Council during the reporting period can be found on the Company's website: <https://www.santafeminerals.com.au/about-us/corporate-governance>

B. SHAREHOLDING

1. *Substantial Shareholders*

The names of the substantial shareholders listed on the company's register:

Name	Units	%
Oakajee Corporation Ltd	11,000,000	15.11
Mr Mark Jones <i>(including his associated entities)</i>	5,860,000	8.05
Mr Thomas Mario Ceniviva <T M Ceniviva Property A/C>	5,000,000	6.87
Asian Star Investments Ltd	4,750,000	6.52
Mr Doug Rose <i>(including his associated entities)</i>	4,749,748	6.52
Mr Garry Thomas <i>(including his associated entities)</i>	4,580,000	6.29
Success Concept Investment Ltd	4,500,000	6.18
Mr Cesare Ceniviva <i>(including his associated entities)</i>	4,173,344	5.73
Total	44,613,092	61.27

2. *Number of holders in each class of equity securities and the voting rights attached*

There are 345 holders of ordinary shares. Each shareholder is entitled to one vote per share held. Every shareholder of ordinary shares present at a meeting in person or by proxy, is entitled to one vote, and upon a poll each share is entitled to one vote.

3. *Distribution schedule of the number of ordinary holders*

Size of Holding	No. of Holders	Shares Held
1 - 1,000	18	3,400
1,001 - 5,000	20	71,774
5,001 - 10,000	112	1,070,885
10,001 - 100,000	138	5,580,374
100,001 and over	57	66,092,356
Total	345	72,818,789

4. *Unmarketable Parcel*

There are 153 shareholders with less than a marketable parcel based on a share price of \$0.044 per share.

For personal use only

Santa Fe Minerals Limited
30 June 2023 Annual Financial Report

ASX ADDITIONAL INFORMATION AT 29 AUGUST 2023

5. *Twenty largest holders of each class of quoted equity security*

The names of the twenty largest holders of each class of quoted equity security, the number of equity security each holds and the percentage of capital each holds is as follows:

Rank	Name	Units	%
1	Oakajee Corporation Ltd	11,000,000	15.11
2	Mr Mark Jones <i>(including his associated entities)</i>	5,860,000	8.05
3	Mr Thomas Mario Ceniviva <T M Ceniviva Property A/C>	5,000,000	6.87
4	Asian Star Investments Ltd	4,750,000	6.52
5	Mr Doug Rose <i>(including his associated entities)</i>	4,749,748	6.52
6	Mr Garry Thomas <i>(including his associated entities)</i>	4,580,000	6.29
7	Success Concept Investment Ltd	4,500,000	6.18
8	Mr Cesare Ceniviva <i>(including his associated entities)</i>	4,173,344	5.73
9	Falfaro Investments Limited	3,132,005	4.30
10	Mr Jeffrey Jones <i>(including his associated entities)</i>	1,835,194	2.52
11	Mr Neil Douglas Bowie + Mrs Therese Clare Bowie <Federation Super Fund A/C>	1,751,723	2.41
12	Mr Stephen Schmedje <i>(including his associated entities)</i>	1,342,905	1.84
13	Finnian Group Pty Ltd	1,063,979	1.46
14	C & C Giovenco Pty Ltd <C & C Giovenco S/F A/C>	1,000,000	1.37
15	Mr Kim Meldrum	905,000	1.24
16	Mrs Kelly Seville <i>(including her associated entities)</i>	820,000	1.13
17	Sacco Developments Australia Pty Limited <The Sacco Family A/C>	702,730	0.97
18	Vanamacres Pty Ltd	699,676	0.96
19	Ms Anne Marie Wheatley	601,018	0.83
20	Mrs Marisa Mackow	576,738	0.79
	Total	59,044,060	81.08

For personal use only

Santa Fe Minerals Limited
30 June 2023 Annual Financial Report

ASX ADDITIONAL INFORMATION AT 29 AUGUST 2023

C. OTHER DETAILS

1. *Company Secretary*

Henko Vos

2. *Address and telephone details of the Company's registered and administrative office*

Suite 1/9 Hampden Road
 Nedlands WA 6009
 Tel: +61 8 9386 8382

3. *Address and telephone details of the office at which a register of securities is kept*

Advanced Share Registry Services
 110 Stirling Highway
 Nedlands WA 6009

Tel: +61 8 9386 8382
 Fax: +61 8 6183 4892

4. *Securities exchange on which the Company's securities are quoted*

The Company's listed equity securities are quoted on the Australian Securities Exchange (ASX: SFM).

5. *Review of Operations*

A review of operations is contained in the Directors' Report.

6. *Consistency with business objectives*

The Company has used its cash and assets in a form readily convertible to cash that it had at the time of listing in a way consistent with its stated business activities.

7. *Interests in mining tenements as at the date of this report:*

Tenement	Holder¹	Interest	Location	Status %
E58/485	Challa Resources Pty Ltd	100%	Western Australia	Granted
E58/500	Challa Resources Pty Ltd	100%	Western Australia	Granted
E58/501	Challa Resources Pty Ltd	100%	Western Australia	Granted
E58/502	Challa Resources Pty Ltd	100%	Western Australia	Granted
E58/503	Challa Resources Pty Ltd	100%	Western Australia	Granted
E58/511	Challa Resources Pty Ltd	100%	Western Australia	Granted
E59/2257	Challa Minerals Pty Ltd	100%	Western Australia	Granted
*E08/3461	Challa Resources Pty Ltd	100%	Western Australia	*Granted

¹Challa Resources Pty Ltd and Challa Minerals Pty Ltd are wholly owned subsidiaries of Santa Fe Minerals Limited.

*Application E08/3461 was granted on 21 April, 2023. The Company entered into a Heritage Agreement with Buurabalayji Thalanyji Aboriginal Corporation for this license, prior to its successful grant.

For personal use only