

KKR Credit Income Fund

ARSN 634 082 107

Appendix 4E

For the year ended 30 June 2023

For personal use only

Preliminary Final Report

This preliminary final report is for the year ended 30 June 2023.

The Directors of The Trust Company (RE Services) Limited, the Responsible Entity of KKR Credit Income Fund (the "Fund") announced the audited results of the Fund for the year ended 30 June 2023 as follows:

Results for announcement to the market

	Year ended		Increase over corresponding period	
	30 June 2023	30 June 2022	\$'000	%
Net asset attributable to unitholders	761,868	738,123	23,745	3.22
Total investment income/(loss)	97,037	(55,208)	152,245	275.77
Operating profit/(loss)	86,573	(65,538)	152,111	232.10

Brief explanation of results

Total investment income for the year ended 30 June 2023 of \$97.0 million was comprised primarily of investment income of \$38.0 million, net unrealised gains on forward currency contracts of \$0.9 million, net unrealised gains on investments of \$82.7 million, net realised losses on forward currency contracts of \$26.4 million, and realised gains on investments of \$1.8 million.

Distribution information

The distributions for the two years were as follows:

	Cents per unit	Total Amount \$'000	Record date	Date of Payment
July 2021	1.0000	3,600	4 August 2021	18 August 2021
August 2021	1.0000	3,600	31 August 2021	13 September 2021
September 2021	1.0000	3,599	30 September 2021	14 October 2021
October 2021	1.0000	3,578	1 November 2021	11 November 2021
November 2021	1.0000	3,550	30 November 2021	13 December 2021
December 2021	1.0000	3,530	31 December 2021	17 January 2022
January 2022	1.0000	3,502	4 February 2022	14 February 2022
February 2022	1.0000	3,480	28 February 2022	11 March 2022
March 2022	1.0000	3,446	31 March 2022	13 April 2022
April 2022	1.0000	3,413	29 April 2022	12 May 2022
May 2022	1.0000	3,372	31 May 2022	14 June 2022
June 2022	1.0000	5,078	30 June 2022	15 July 2022
July 2022	1.0938	3,643	29 July 2022	11 August 2022
August 2022	1.0938	3,626	31 August 2022	14 September 2022
September 2022	1.0938	3,609	30 September 2022	13 October 2022
October 2022	1.0938	3,592	31 October 2022	11 November 2022
November 2022	1.0938	3,573	30 November 2022	13 December 2022
December 2022	1.0938	3,558	30 December 2022	16 January 2022
January 2023	1.0938	3,553	1 February 2023	14 February 2023
February 2023	1.0938	3,548	28 February 2023	14 March 2023
March 2023	1.0938	3,541	31 March 2023	18 April 2023
April 2023	1.0938	3,536	1 May 2023	12 May 2023
May 2023	1.0938	3,530	31 May 2023	15 June 2023
June 2023	1.0938	3,528	30 June 2023	17 July 2023

For personal use only

Distribution Reinvestment Plan

The Responsible Entity has established a Distribution Reinvestment Plan ("DRP") in relation to distributions. The Responsible Entity has made distributions on a monthly basis through the year ended 30 June 2023. For such distributions, it is expected the record date will be the last ASX trading day of each month and the last day for electing into the DRP will be 5:00pm (AEST) on the first business day after the record date.

Units under the DRP are currently issued at the net asset value of a unit as determined in accordance with the Fund's constitution on the record date.

The DRP was suspended for the distributions declared during the year ended 30 June 2023 and 2022 until further notice.

During the year, the Fund bought back 10.5 million shares for a total of \$20.0 million.

Net tangible assets

	As at	
	30 June 2023	30 June 2022
Net tangible assets per unit	\$2.3621	\$ 2.2173

Control gained or lost over entities during the year

There was no gain or loss of control of entities during the current year.

Details of associates and joint venture entities

The Fund did not have any interest in associates and joint venture entities during the current year.

Other Information

The Fund is not a foreign entity.

Independent auditor's report

This Appendix 4E is based on the year end financial statements which have been audited by the Fund's Auditors – Deloitte Touche Tohmatsu.

For personal use only

KKR Credit Income Fund

ARSN 634 082 107

Annual Financial Report

For the year ended 30 June 2023

For personal use only

KKR Credit Income Fund

ARSN 634 082 107

Annual Financial Report

For the year ended 30 June 2023

For personal use only

Contents

	Page
Directors' report	2
Investment Managers' report	6
Corporate Governance Statement	8
Auditor's Independence Declaration	17
Statement of profit or loss and other comprehensive income	18
Statement of financial position	19
Statement of changes in equity	20
Statement of cash flows	21
Notes to the financial statements	22
Directors' declaration	46
Independent auditor's report to the unitholders of KKR Credit Income Fund	47
Additional corporate information	51

This report covers KKR Credit Income Fund as an individual entity. The responsible entity of KKR Credit Income Fund is The Trust Company (RE Services) Limited (ABN 45 003 278 831) (AFSL 235150). The responsible entity's registered office is:

Level 18 Angel Place
123 Pitt Street
Sydney NSW 2000.

Directors' report

The Trust Company (RE Services) Limited (ABN 45 003 278 831) (AFSL 235150) is the responsible entity (the "Responsible Entity") of KKR Credit Income Fund (the "Fund"). The directors of the Responsible Entity (the "Directors") present their report together with the financial statements of the Fund for the year ended 30 June 2023.

Principal activities

The Fund is a registered managed investment scheme domiciled in Australia.

The Fund's investment objective is to provide unitholders with an income stream as well as to achieve attractive long-term capital appreciation over a full market cycle by providing investors with exposure to underlying credit investments that are diversified (by number of investments and across geographies and asset classes). These assets will typically have a high income component. As set out in the Fund's product disclosure statement dated 19 September 2019 (as amended by the supplementary product disclosure statement dated 9 October 2019), the Fund seeks to achieve this objective by investing directly in KKR Lending Partners Europe II (Euro) Unlevered SCSp ("EDL Euro Fund") and in a profit participating note issued by KKR Global Credit Opportunities Access Fund L.P. (the "Access Fund"). The Access Fund invests in loans and bonds through its ownership in KKR GCOF Access Fund Funding L.P., and invests in credit assets and certain other assets through its ownership in KKR GCOF Access Fund Holding L.P.

On 9 December 2022, the Fund has committed to invest €200.0 million in KKR Lending Partners Europe III (Euro) SCSp (the "EDL III Euro Fund"). As at 30 June 2023, the Fund has not contributed capital to the EDL III Euro Fund and the full commitment remains outstanding.

As at 30 June 2023, the Fund's investments are in the Access Fund and the EDL Euro Fund. For more information on the Access Fund and the EDL Euro Fund, refer to the most recent audited financial statements that have been lodged with the Australian Securities Exchange ("ASX") in accordance with ASX listing rules 4.8 and 4.9.

The Fund was constituted on 12 June 2019 and commenced operations on 15 November 2019.

There were no significant changes in the nature of the Fund's activities during the year.

The Fund is currently listed on the ASX under the ASX code KKC.

The Fund did not have any employees during the year.

Directors

The Directors of the Responsible Entity during the year and up to the date of this report are shown below. The Directors were in office for this entire year except where stated otherwise:

Name

Glenn Foster

Simone Mosse Resigned as Director on January 23, 2023

Vicki Riggio

Phillip Blackmore Alternate Director for Vicki Riggio

Christopher Green Appointed as Director on January 23, 2023

For personal use only

Directors' report (continued)

Units on issue

Units on issue in the Fund at year end are set out below:

	As at	
	30 June 2023	30 June 2022
	No.	No.
Units on issue	322,533,881	333,078,029

Review and results of operations

During the year, the Fund invested in accordance with investment objective and guidelines as set out in the governing documents of the Fund and in accordance with the provisions of the Fund's constitution.

Results

The performance of the Fund, as represented by the results of its operations, were as follows:

	Year ended	
	30 June 2023	30 June 2022
Operating profit/(loss) (\$'000)	<u>86,573</u>	<u>(65,538)</u>
Distributions paid and payable (\$'000)	<u>42,837</u>	<u>43,748</u>
Distributions (cents per unit)	<u>13.1250</u>	<u>12.5225</u>

Financial Position

As at 30 June 2023, the Fund's total assets amounted to \$788.4 million (30 June 2022: \$766.3 million).

Net Tangible Assets ("NTA") per unit as disclosed to the ASX were as follows:

	As at	
	30 June 2023	30 June 2022
	\$	\$
At reporting period *	\$2.3621	\$2.2173

* The above NTA per unit was the ex-price which excludes 1.0938 cents per unit distribution (2022: 1.5225 cents per unit).

Significant changes in state of affairs

On 9 August 2022, the EDL Euro Fund issued a capital call notice to the Fund in the amount of €23.4 million. The Fund redeemed \$22.0 million (US Dollars) of its investment in the Access Fund PPN and funded the capital call on 22 August 2022.

On 25 October 2022, the EDL Euro Fund issued a capital call notice to the fund in the amount of €11.7 million. The Fund redeemed \$11.5 million (US Dollars) of its investment in the Access Fund PPN and funded the capital call on 8 November 2022.

On 9 December 2022, the Fund has committed to invest €200.0 million in the KKR Lending Partners Europe III (Euro) SCSp (the "EDL III Euro Fund"). As at 30 June 2023, the Fund has not contributed capital to the EDL III Euro Fund and the full commitment remains outstanding.

On 14 December 2022, the EDL Euro Fund made a recallable distribution of €11.7 million that was immediately recalled and reinvested into the EDL Euro Fund by the Fund.

Directors' report (continued)

Significant changes in state of affairs (continued)

On January 23, 2023, Simone Mosse resigned as Director and Christopher Green was appointed as Director.

The DRP was suspended for the distributions declared during the year ended 30 June 2023 and 2022 until further notice.

During the year, the Fund bought back 10.5 million shares for a total of \$20.0 million.

In the opinion of the Directors, there were no other significant changes in the state of affairs of the Fund that occurred during the year.

Matters subsequent to the end of the financial period

No matter or circumstance has arisen since 30 June 2023 that has significantly affected, or could significantly affect:

- (i) the operations of the Fund in future financial years, or
- (ii) the results of those operations in future financial years, or
- (iii) the state of affairs of the Fund in future financial years.

Likely developments and expected results of operations

The Fund will continue to be managed in accordance with the investment objectives and guidelines as set out in the governing documents of the Fund and in accordance with the provisions of the Fund's constitution.

The results of the Fund's operations will be affected by a number of factors, including the performance of investment markets in which the Fund invests. Investment performance is not guaranteed and future returns may differ from past returns. As investment conditions change over time, past returns should not be used to predict future returns.

Indemnification and insurance of officers and auditors

No insurance premiums were paid for out of the assets of the Fund in regards to insurance cover provided to either the officers of the Responsible Entity or the auditors of the Fund. So long as the officers of the Responsible Entity act in accordance with the Fund's constitution and the *Corporations Act, 2001*, the officers remain indemnified out of the assets of the Fund against losses incurred while acting on behalf of the Fund.

The auditors of the Fund are in no way indemnified out of the assets of the Fund.

Fees paid to and interests held in the Fund by the Responsible Entity or its associates

Fees paid to the Responsible Entity and its associates out of the Fund's property during the year are disclosed in note 11 of the financial statements.

No fees were paid out of the Fund's property to the Directors of the Responsible Entity during the year (30 June 2022: Nil).

As at 30 June 2023, no Director of the Responsible Entity held units in the Fund (30 June 2022: Nil).

The number of units in the Fund held by the Responsible Entity or its associates as at the end of the financial year are also disclosed in note 11 to the financial statements.

Units in the Fund

The movement in units on issue in the Fund during the year is disclosed in note 8 to the financial statements.

The value of the Fund's assets and liabilities is disclosed in the Statement of financial position and derived using the basis set out in note 2 of the financial statements.

Environmental regulation

The operations of the Fund are not subject to any particular or significant environmental regulations under a Commonwealth, State or Territory law.

Fund specific climate risk is managed by the Investment Manager, as outlined in the Investment Management report.

Directors' report (continued)

Rounding of amounts to the nearest thousand dollars

The Fund is an entity of a kind referred to in *ASIC Corporations (Rounding in Financial/Directors' Reports) Instrument 2016/191* issued by the Australian Securities and Investments Commission ("ASIC") relating to the "rounding off" of amounts in the Directors' report. Amounts in the Directors' report have been rounded to the nearest thousand dollars in accordance with the *ASIC Corporations Instrument*, unless otherwise indicated.

Auditor's independence declaration

A copy of the Auditor's Independence Declaration as required under section 307C of the *Corporations Act 2001* is set out on page 17.

This report is made in accordance with a resolution of the Directors of The Trust Company (RE Services) Limited.



Director

The Trust Company (RE Services) Limited

Sydney

30 August 2023

For personal use only

Investment Manager's report

Dear Investors,

We are pleased to present the fourth Annual Financial Report for the KKR Credit Income Fund ("KKC" or "the Fund"). As a reminder, the Fund commenced trading on the Australian Stock Exchange ("ASX") on 21 November 2019. Strong demand from investors saw the maximum \$925 million being raised through the issue of 370 million units at a subscription price of \$2.50 per unit.

The Fund seeks to deliver investors with a medium-term average total return (net of fees and expenses) of 6% to 8% per annum through the market cycle. To date, the Fund has invested in two strategies, Global Credit Opportunities and European Direct Lending. While originally invested 100% into Global Credit Opportunities, KKC has been increasing its exposure to European Direct Lending over time as the strategy originates and provides capital to new deals. As at 30 June 2023, the Fund had a ~43% exposure to European Direct Lending. From an allocation perspective, this level of exposure to European Direct Lending aligns with the target allocation of 40 – 50% for the Fund and we expect this level of exposure to remain roughly consistent moving forward.

As at 30 June 2023, the Fund has net assets of \$761.8 million and a net tangible asset ("NTA") value per unit of \$2.3621. Including distributions, this equates to a cumulative Fund performance of +10.74% since inception (+2.82% on an annualised basis). The Fund is broadly diversified across more than 150 issuers. The top 10 holdings account for ~20% of the Fund and ~88% of the Fund is invested into senior assets, i.e. those assets most protected in a borrower's capital structure. Given high inflation across the globe, KKC has been pivoting towards a floating rate bias in the portfolio (~70% of asset as are floating rate). Loans and other floating rate assets can act as a natural hedge against inflation and rising central bank rates. Their coupons are generally composed of a fixed credit spread over 3-month SOFR or EURIBOR reference rate. These reference rates reset on a quarterly basis, and generally increase in line with higher central bank rates.

The Fund's 2023 fiscal year ("FY") has been defined by two halves – during the back half of 2022 we continued to witness both fixed income and equity markets recalibrate and trade lower amidst a shift macro backdrop, while in the first half of 2023 we have seen a strong rebound in performance for risk assets. Over 2023 FY time period, KKC delivered a +13.0% net total return on a unit price basis and on a NTA basis, KKR delivered a +12.7% net total return*.

Within financial markets, the largest trend over the FY was the rate hiking campaign the Fed continued to follow as it aimed to combat the impacts of rising inflation. Entering 2022, the market expected a much more benign rise in rates as it anticipated the Fed take a precautionary 'wait & see' approach to raising the Fed Funds rate. As the Fed took a more aggressive and proactive approach towards to tackle inflation by raising rates faster than anticipated, investor fears rose and both credit and equity markets declined. In the second half of 2022, the Fed raised rates 4 more times for the remainder of the year, increasing the Fed Funds rate by +275bps to bring the range to 4.25 – 4.50%. This action drove a reset in valuation within financial markets and was a result of investors retreating amidst fears about how the economy would hold up and how the underlying companies would be able to sustain the impacts of these higher rates. While these rate hikes had a broadly negative impact on markets, growth technology stocks and fixed rate bonds, including Investment Grade and High Yield bonds, in particular, continued to see poor performance given their sensitivity to raising central bank rates. During 2022 risk assets broadly delivered negative returns – Leveraged Loans had outperformed its counterparts delivering a -0.6% return over the year, followed by U.S. High Yield Bonds (-11.2%), Investment Grade Bonds (-15.3%), and the S&P Index (-18.1%)**.

Shifting to the first half of 2023, markets have experienced a bounce back in investor sentiment and both fixed income and equity markets have had a strong start to the year. This dynamic is driven by macro, fundamental and technical factors. On the macro side, even as the Fed continues to raise rates, the U.S. economy has demonstrated to be much more resilient than anticipated. Additionally, inflation levels have come down, proving the positive impacts of the Fed's actions. Investors are interpreting this as a positive sign that even though the cost of capital has been raised, the U.S. economy has held up and the Fed has done their job by lowering inflation while not impeding U.S. economic and job growth.

On the technical side, we believe the market for credit assets is under-supplied. Through the first 6 months of the year, we have seen historic low issuance within the leveraged credit market, with just \$96bn and \$133bn in new issuance in the high yield and bank loan markets, respectively. By our estimates, this leaves the market ~\$69bn & ~\$22bn under-supplied of high yield bonds and bank loans, respectively. This is a continuation of the material drop in issuance we saw in 2022 and is a supportive factor for investors. New money from net flows, coupons and maturities, has to purchase the available product, pushing valuations up. As a result of these macro and technical factors, risk asset have performed positively with the S&P returning +16.9%, followed by Leveraged Loans (+6.5%), High Yield Bonds (+5.4%), and Investment Grade Bonds (+3.2%) on a year-to-date basis through 30 June 2023.

* Source: Bloomberg, KKR Credit.

** Source: Bloomberg, LSTA, BAML. Leveraged Loans are represented by the LSTA Leveraged Loan Total Return index, U.S. High Yield Bonds are represented by the ICE BofA ML High Yield Index, Investment Grade Bonds are represented by the ICE BofA ML U.S. Corporate Index, and the S&P Index is represented by the S&P Total Return Index.

Looking across the ~1,700 issuers that KKR credit covers, we have seen fundamentals hold up well and do not expect a large wave of defaults. Nonetheless, KKR is focused on finding opportunities in sectors and companies less exposed to macro and fundamental credit risks, as well as on leveraging its wide investment toolset.

A key theme we are expressing in this portfolio and across the firm is the idea of keeping it simple. In other words, focusing on companies that will provide consistent and durable cash flows in the event of a recession. This is not the time to be reaching for stressed or distressed assets. Furthermore, we believe that the dynamic allocation ability of the KKR Opportunistic Credit strategy will allow us to quickly capitalize on market dislocations caused by exacerbated fears, forced selling and volatility to deliver strong returns as markets normalize in the coming quarters.

In June 2023, KKC announced that it would be ceasing its repurchase of units in the secondary market at 27 June 2023. Over the life of the Fund, it has repurchased ~\$100mm of units at a discount to the prevailing NTA. KKR believes that the return opportunity of the current portfolio of assets is compelling and increasing the distribution to investors is a better use of income. As a result, the targeted distribution for FY 2024 has been increased to 1.67 cents per month or 20.0 cents per annum per unit. This represents a 52% increase from the current 2023 dividend. We believe this dividend increase will be fully supported by the income generated by the underlying portfolio – the current yield of the Fund is 10.2% with a yield-to-maturity of 12.6%.

Climate Risk

The Investment Manager maintains that the thoughtful management of environmental, social, and governance (“ESG”), regulatory, geopolitical, and reputational issues is an essential part of long-term business success in a rapidly changing world. Companies that carefully manage ESG and stakeholder risk and opportunity today should be better positioned in the future as diminishing resources, changing consumer demands, evolving norms, and increased regulation are expected to pose greater challenges and opportunities for companies around the world. The Investment Manager seeks to reduce risk and enhance value by building a proactive focus on these issues across the investment life cycle, wherever possible.

For personal use only

CORPORATE GOVERNANCE STATEMENT

KKR CREDIT INCOME FUND ARSN 634 082 107

As at 30 June 2023

BACKGROUND

The Trust Company (RE Services) Limited (**Responsible Entity**) is the responsible entity for the KKR Credit Income Fund (**Trust**), a registered managed investment scheme that is listed on the Australian Securities Exchange (**ASX**).

The Responsible Entity is a wholly owned subsidiary of Perpetual Limited (ASX: PPT) (**Perpetual**).

The Responsible Entity is reliant on Perpetual for access to adequate resources including directors, management, staff, functional support (such as company secretarial, responsible managers, legal, compliance, risk and finance) and financial resources. As at the date of this Corporate Governance Statement, Perpetual has at all times made such resources available to the Responsible Entity.

In operating the Trust, the Responsible Entity's overarching principle is to always act in good faith and in the best interests of the Trust's unitholders, in accordance with our fiduciary duty. The Responsible Entity's duties and obligations in relation to the Trust principally arise from: the Constitution of the Trust; the Compliance Plan for the Trust; the Corporations Act 2001 (**Act**); the ASX Listing Rules; the Responsible Entity's Australian Financial Services Licence; relevant regulatory guidance; relevant contractual arrangements; and other applicable laws and regulations.

CORPORATE GOVERNANCE

At Perpetual, good corporate governance includes a genuine commitment to the ASX Corporate Governance Council Corporate Governance Principles and Recommendations (4th Edition) (**Principles**).

The directors of the Responsible Entity are committed to implementing high standards of corporate governance in operating the Trust and, to the extent applicable to registered managed investment

schemes, are guided by the values and principles set out in Perpetual Limited's Corporate Governance Statement and lodged with the ASX each year. The Responsible Entity is pleased to advise that, to the extent the Principles are applicable to registered managed investment schemes, its practices are largely consistent with the Principles.

As a leading responsible entity, the Responsible Entity operates a number of registered managed investment schemes (**Schemes**). The Schemes include the Trust as well as other schemes that are listed on the ASX. The Responsible Entity's approach in relation to corporate governance in operating the Trust is consistent with its approach in relation to the Schemes generally.

The Responsible Entity addresses each of the Principles that are applicable to externally managed listed entities in relation to the Schemes, including the Trust, as at the date of this Corporate Governance Statement.

PRINCIPLE 1 – LAY SOLID FOUNDATIONS FOR MANAGEMENT AND OVERSIGHT

The role of the Responsible Entity's Board is generally to set objectives and goals for the operation of the Responsible Entity and the Schemes, to oversee the Responsible Entity's management, to regularly review performance and to monitor the Responsible Entity's affairs and act in the best interests of the unitholders of the Trust. The Responsible Entity's Board is accountable to the unitholders of the Trust, and is responsible for approving the Responsible Entity's overall objectives and overseeing their implementation in discharging their duties and obligations and operating the Trust.

Directors, management and staff are guided by Perpetual's Code of Conduct and Perpetual's Risk Appetite Statement which is designed to assist them in making ethical business decisions.

The role of the Responsible Entity's management is to manage the business of the Responsible Entity in operating the Trust. The Responsible Entity Board delegates to management all matters not reserved to the Responsible Entity's Board, including the day-to-day management of the Responsible Entity and the operation of the Trust.

The Responsible Entity appoints agents (Service Providers) to manage the key operations of the Trust which include investment management, administration, custody and other specialist services and functions as required depending on the nature of the Trust. The Responsible Entity obtains relevant services from third party service providers under outsourcing agreements.

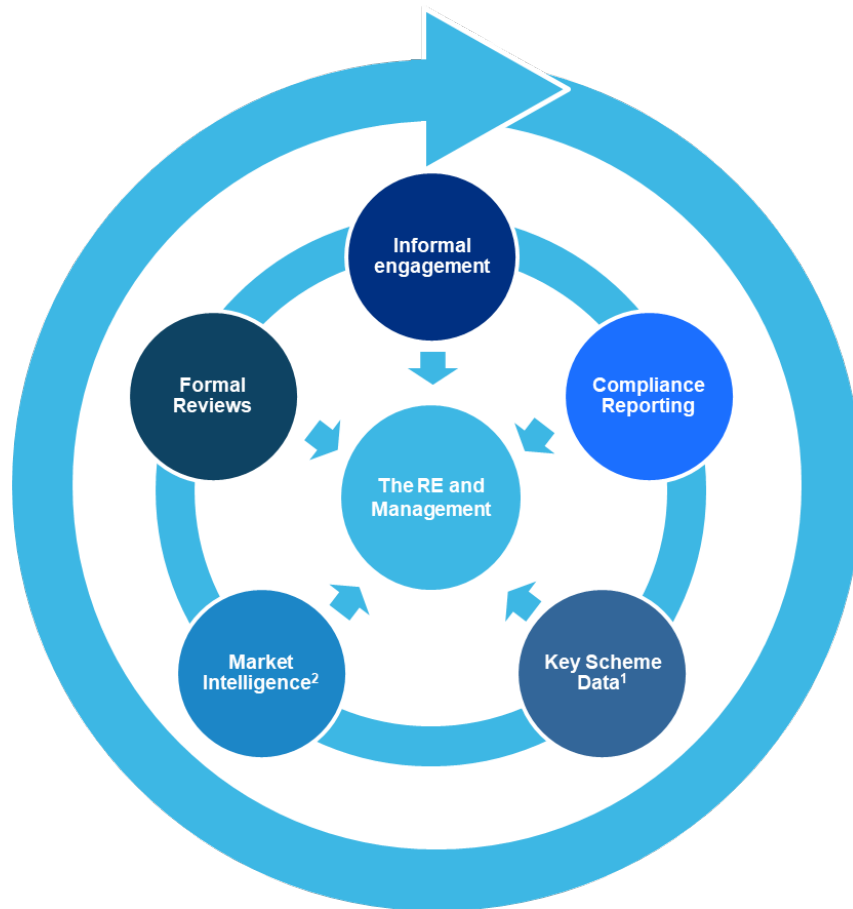
Effective processes for monitoring Service Providers are integral to the Responsible Entity's operations, given that substantial operational activities are outsourced to third parties. The Management of the Responsible Entity ensure a systematic and rigorous approach is applied with respect to monitoring the performance of outsourced Service Providers to the Trust.

The Responsible Entity views all interactions with Service Providers as a monitoring opportunity, from the informal discussions that regularly occur with Service Providers, to more formalised monitoring reviews. The outcomes of all interactions with Service Providers inform the Responsible Entity's view as to the extent to which the Service Provider is complying with their operational obligations to the Responsible Entity.

Prior to appointment, all Service Providers are subject to operational due diligence, to verify that the Service Provider can deliver the outsourced services in an efficient, effective and compliant manner. All Service Providers are assigned an initial operational risk rating.

The Responsible Entity's approach to Service Provider monitoring is outlined in the diagram below. In addition to the continuous monitoring that occurs through day to day interactions with Service Providers in the regular course of business, all Service Providers are required to periodically report to the

Responsible Entity as to the extent to which they have met their obligations. Periodically, the Service Provider’s risk rating is reviewed by the stakeholders within the business, based on the outcomes of all interactions that have occurred with the Service Provider during the review period.



1. Includes information regarding investment performance, actual versus strategic asset allocation, liquidity where applicable and complaints, incidents and issues arising with respect to the operation of the Trust
2. Information from secondary sources, including the media and analysts and rating house reports.

The Responsible Entity maintains policy, procedure and program documents that determine the nature and frequency of formal service provider monitoring reviews. Service providers are typically subject to reviews every 2 years.

The Service Provider risk rating dictates any additional monitoring measures required to be put in place – for example a Service Provider assessed as ‘low to medium risk’ will be subject to the standard monitoring measures the Responsible Entity utilises under the Service Provider Monitoring Framework. Service Providers risk rated ‘high to very high’ may be subject to additional oversight measures to deal with the factors that caused the Service Providers risk rating to be high or very high. In addition, management and stakeholders utilise the risk assessment rating in determining if any action is required when considering information and the outcomes of all interactions that have occurred with the Service Provider during the review period.

PRINCIPLE 2 – STRUCTURE THE BOARD TO BE EFFECTIVE AND ADD VALUE

At present the Responsible Entity Board consists of two executive directors, one non-executive director and one alternate director. The names of the current directors and year of appointment is provided below:

The Trust Company (RE Services) Limited

Name of Director	Year of Appointment
Glenn Foster	2021
Vicki Riggio	2018
Christopher Green	2023 (Appointed 23 January 2023)
Simone Mosse	2019 (Resigned 23 January 2023)
Phillip Blackmore (Alternate for Vicki Riggio)	2018

As the Responsible Entity's Board consists of a majority of executive directors, a Compliance Committee is appointed in relation to the Trust (refer to Principle 7). None of the directors of the Responsible Entity are independent and they are not remunerated by the Responsible Entity. The Compliance Committee comprises a majority of external members and is chaired by an external member who is not the chair of the Responsible Entity Board.

PRINCIPLE 3 – INSTIL A CULTURE OF ACTING LAWFULLY, ETHICALLY AND RESPONSIBLY

The Responsible Entity relies on a variety of mechanisms to monitor and maintain a culture of acting lawfully, ethically and responsible:

- policies and procedures: a Code of Conduct which articulates and discloses Perpetual's values, cyclical mandatory training, a Whistleblowing Policy and a Gifts, Political Donations, Bribery and Corrupt Practices Policy (further details noted below);
- Perpetual's Enterprise Behaviours framework, and risk ratings that are intertwined into its annual performance, remuneration and hiring processes; and
- a regular feedback mechanism in place to assess employee sentiment, with actions implemented in response to results.

These apply to all directors and employees of Perpetual, and the Responsible Entity. The Code of Conduct, Perpetual's Enterprise Behaviours and core values supports all aspects of the way the Responsible Entity conducts its business and is embedded into Perpetual's performance management process.

The Code of Conduct draws from and expands on Perpetual's Core Values of integrity, partnership and excellence. The Code of Conduct underpins Perpetual's culture. The Responsible Entity Board and the Compliance Committee are informed of material breaches of the Code of Conduct which relate to the Schemes and the Responsible Entity.

Additional policies deal with a range of issues such as the obligation to maintain client confidentiality and to protect confidential information, the need to make full and timely disclosure of any price sensitive information and to provide a safe workplace for employees, which is free from discrimination.

Compliance with Perpetual's Code of Conduct is mandatory for all employees. A breach is considered to be a serious matter that may impact an employee's performance and reward outcomes and may result in disciplinary action, including dismissal.

A full copy of the Code of Conduct is available on Perpetual's website ;
(<https://www.perpetual.com.au/about/corporate-governance/code-of-conduct>).

Perpetual also has a Whistleblowing Policy to protect directors, executives, employees (including current and former), contractors and suppliers (and relatives and dependants of any of these people) who report misconduct, including:

- conduct that breaches any law, regulation, regulatory licence or code that applies to Perpetual;
- fraud, corrupt practices or unethical behaviour;
- bribery;
- unethical behaviour which breaches Perpetual's Code of Conduct or policies;
- inappropriate accounting, control or audit activity; including the irregular use of Perpetual or client monies;
- any conduct that amounts to modern slavery, such as debt bondage and human trafficking of employees; and
- any other conduct which could cause loss to, or be detrimental to the interests or reputation of, Perpetual or its clients.

As part of Perpetual's Whistleblowing Policy, a third party has been engaged to provide an independent and confidential hotline for whistle-blowers who prefer to raise their concern with an external organisation.

A full copy of the Whistleblowing Policy is available on Perpetual's website
(<https://www.perpetual.com.au/about/corporate-governance/code-of-conduct>).

As part of Perpetual's commitment to promoting good corporate conduct and to conducting business in accordance with the highest ethical and legal standards, bribery and corrupt practices will not be tolerated by Perpetual under any circumstances. Perpetual's Gifts, Political Donations, Bribery and Corrupt Practices Policy supports Perpetual's commitment by:

- prohibiting the payment of political donations;
- instituting proper procedures regarding the exchange of gifts;
- clearly outlining Perpetual's zero tolerance for bribery and corruption; and
- including avenues where concerns may be raised.

Material breaches of the Code of Conduct or the Gifts, Political Donations, Bribery and Corrupt Practice policy are managed in accordance with Perpetual's usual issues management process which would include reporting to the Responsible Entity Board and Compliance Committee where the breach relates to a product or service offered by the Responsible Entity.

A full copy of the Gifts, Political Donations, Bribery and Corrupt Practices Policy is available on Perpetual's website (<https://www.perpetual.com.au/about/corporate-governance/code-of-conduct>).

Mechanisms are in place to ensure the Responsible Entity Board and the Compliance Committee are informed of material breaches which impact the Trust and the Responsible Entity which would include material breaches of the Code of Conduct and material incidences reported under the Whistleblowing Policy.

PRINCIPLE 4 – SAFEGUARD THE INTEGRITY OF CORPORATE REPORTS

The functions of an audit committee are undertaken by the full Responsible Entity Board with assistance from management. The Responsible Entity has policies and procedures designed to ensure that the Trust's:

- financial reports are true and fair and meet high standards of disclosure and audit integrity; and
- other reports released on ASX are materially accurate and balanced.

This includes policies relating to the preparation, review and sign off process required for the Trust's financial reports, the engagement of the Trust's independent auditors and the review and release of certain reports on the ASX.

The declarations under section 295A of the *Corporations Act 2001* provide formal statements to the Responsible Entity Board in relation to the Trust (refer to Principle 7). The declarations confirm the matters required by the Corporations Act in connection with financial reporting. The Responsible Entity receives confirmations from the service providers involved in financial reporting and management of the Trust, including the Investment Manager. These confirmations together with the Responsible Entity's Risk and Compliance Framework which includes the service provider oversight framework, assist its staff in making the declarations provided under section 295A of the Corporations Act. The Responsible Entity manages the engagement and monitoring of independent 'external' auditors for the Trust. The Responsible Entity Board receives periodic reports from the external auditors in relation to financial reporting and the compliance plans for the Trust.

PRINCIPLE 5 – MAKE TIMELY AND BALANCED DISCLOSURE

The Responsible Entity has a continuous disclosure policy to ensure compliance with the continuous disclosure requirements of the Corporations Act and the ASX Listing Rules in relation to the Trust. This policy sets out the processes to review and authorise market announcements and is periodically reviewed to ensure that it is operating effectively. The Responsible Entity requires service providers, including the Investment Manager, to comply with its policy in relation to continuous disclosure for the Trust.

The Responsible Entity board has appointed a Continuous Disclosure Committee to assist in meeting its continuous disclosure obligations. The Committee is comprised of the Company Secretary (who is also the Continuous Disclosure Officer), General Manager Managed Fund Services Perpetual Corporate Trust, and Global Head of Corporate Affairs & Sustainability. The Responsible Entity's management is required to notify the Continuous Disclosure Officer or Continuous Disclosure Committee of any information a reasonable person would expect to have a material effect on the unit price or would influence an investment decision in relation to the Trust, to determine if immediate disclosure to ASX is required.

The Responsible Entity board also considers its continuous disclosure obligations as a standing item at each scheduled board meeting.

PRINCIPLE 6 – RESPECT THE RIGHTS OF UNITHOLDERS

The Responsible Entity is committed to ensuring timely and accurate information about the Trust is available to security holders via the Trust's website. All ASX announcements are promptly posted on the Trust's website: <https://kkcaustralia.com.au/site/content/>. The annual and half year results financial statements and other communication materials are also published on the website.

In addition to the continuous disclosure obligations, the Responsible Entity receives and responds to formal and informal communications from unitholders and convenes formal and informal meetings of unitholders as requested or required. The meetings are held in accordance with the requirements of the Corporations Act that apply to a registered managed investment scheme. The Responsible Entity has an active program for effective communication with the unitholders and other stakeholders in relation to Trust.

The Responsible Entity is ultimately responsible for ensuring that any complaints received from unitholders are handled in accordance with its policy settings and regulatory requirements. The Responsible Entity has adopted Perpetual's Complaints Handling Policy, which is available at [Making a complaint | Perpetual](#).

The Responsible Entity is a member of the Australian Financial Complaints Authority (**AFCA**) external dispute resolution scheme. If unitholders are dissatisfied with the Responsible Entity's handling of their complaint, AFCA may be able to assist unitholders achieve resolution to their complaint.

The Responsible Entity is also committed to communicating with shareholders electronically in relation to communications from the unit registry. Shareholders may elect to receive information from the Company's share registry electronically.

PRINCIPLE 7 – RECOGNISE AND MANAGE RISK

The Responsible Entity has established a Compliance Committee, comprised of Johanna Turner (**Chair**), Penni James and Vicki Riggio. A majority of the Responsible Entity Compliance Committee is comprised of external members, including an external independent Chair.

The Compliance Committee meets at least quarterly. The Compliance Committee Terms of Reference sets out its role and responsibilities, which is available upon request. The Compliance Committee is responsible for monitoring compliance by the Responsible Entity of the Compliance Plan for the Trust, Trust Constitution and the Corporations Act. It is also responsible for assessing the adequacy of the Compliance Plan for the Trust and making recommendations to the Responsible Entity board.

The Responsible Entity values the importance of robust risk and compliance management. The Responsible Entity operates under the Perpetual Limited (**Perpetual**) Risk Management Framework (**RMF**) which applies to all the activities Perpetual undertakes as Responsible Entity. The RMF aligns to International Standard ISO 31000:2018 'Risk Management Guidelines' and consists of supporting frameworks, programs and policies which have been developed, implemented and are regularly assessed for effectiveness to support the management of specific risks considered material to Perpetual defined within the following risk categories: Strategic, People, Financial, Investment, Operational, Information Technology, Cyber Security, Outsourcing, Environmental, Social & Governance, Compliance & Legal and Conduct Risk.

At Perpetual a current risk register is maintained as part of our formal risk management program. The systems supporting the business have been designed to ensure risks are managed within the boundaries of the Perpetual Risk Appetite Statement (**RAS**) which articulates the expected behaviours,

measures and tolerances that management are to take into account when setting and implementing strategy and running their day-day areas of responsibility.

Perpetual's RMF is reviewed at least annually and was last updated and approved by the Perpetual Board on 19 April 2023. Additionally, other programs and policies supporting the RMF regularly reviewed to ensure they remain fit-for purpose and effective.

The Perpetual Board sets a clear tone from the top regarding its commitment to effective risk management by promoting an effective risk culture where all Group Executives are accountable for managing risk, embedding risk management into business processes within their area of responsibility and creating an environment of risk awareness, ownership and responsiveness by all Perpetual employees. The Board's commitment is reflected through the establishment of, and investment in the Perpetual Risk, Compliance and Internal Audit functions, led by the Chief Risk and Sustainability Officer (**CRSO**).

The RMF is underpinned by the "Three Lines of Accountability" model to implement best practice risk management. This model sees the first line, being business unit management, accountable for the day to day identification, ownership and management of risks. Perpetual's Risk, Compliance and Client Advocacy functions represent the second line who provide the risk and compliance governing documents, systems, tools, advice and assistance to enable management to effectively identify, assess, manage and monitor risk and meet their compliance obligations, and are responsible for reviewing and challenging first line activities. Internal Audit provides independent assurance, representing the third line, and reports to the Audit, Risk and Compliance Committee (**ARCC**).

Internal Audit is an integral part of Perpetual's governance and risk management culture and aims to protect Perpetual's earnings, reputation and customers. Perpetual's Internal Audit function reports functionality to the Perpetual Limited ARCC, and for administrative purposes, through the Perpetual CRSO and is independent from the External Auditor and from Perpetual Executive Management. Internal Audit provides independent and objective assurance, a disciplined approach to the assessment and improvement of risk management and monitoring and reporting on audit findings and recommendations. The Internal Audit Plan (**Plan**) is approved formally by the ARCC each year and re-assessed quarterly to ensure it is dynamic and continues to address the key risks faced by the Group. Progress against the Plan, changes to the Plan and results of audit activity are reported quarterly to the ARCC.

Perpetual's ARCC is responsible for oversight and monitoring of the Perpetual's RAS, Compliance and Risk Management Frameworks and internal control systems, and risk culture. The ARCC is also responsible for monitoring overall legal and regulatory compliance across Perpetual including the Responsible Entity. The ARCC is comprised of Ian Hammond (Chair), Nancy Fox, Kathryn Matthews and Gregory Cooper. The ARCC Terms of Reference sets out its role and responsibilities. This can be obtained on the Perpetual website.

In respect of social and ethical considerations, the Investment Manager maintains that the management of environmental, social, and governance ("ESG"), regulatory, geopolitical, and reputational issues is an essential part of long-term business success in a rapidly changing world. Companies that carefully manage ESG and stakeholder risk and opportunity today should be better positioned in the future as diminishing resources, changing consumer demands, evolving norms, and increased regulation are expected to pose greater challenges and opportunities for companies around the world. The Investment Manager seeks to reduce risk and enhance value by building a proactive focus on these issues across the investment life cycle, wherever possible.

The Investment Manager's ESG process consists of the following steps as described in the Responsible Investment policy (available here: <https://www.kkr.com/files/pdf/responsible-investment-policy.pdf>):

- Review “Gating Issues” for example biological weapons, tobacco, consumer vaporisers (versus medical), and e-cigarettes, to determine whether there are any critical ESG or reputational concerns with regards to target companies, operators, issuers, and, where relevant, sponsors
- Conduct a RepRisk ¹Screen to review potential ESG controversies.
- Evaluate material ESG risks and opportunities applicable for the industry or asset type(s) with regards to the issuer or target company, including climate change risks and other portfolio-wide considerations and opportunities where relevant. As one input to assessing what is a material ESG issue for each investment, KKR utilizes the industry-specific issue topics identified by the SASB Standards.
- Document and review findings, including key risks and opportunities, as they relate to the issuer or target company
- Track relevant findings, even when no additional actions are needed
- Monitor and manage key ESG risks post-investment

PRINCIPLE 8 - REMUNERATE FAIRLY AND RESPONSIBLY

The RE does not have a Remuneration Committee. The fees and expenses which the Responsible Entity is permitted to pay out of the assets of the Trust are set out in the Trust constitution. The Trust financial statements provide details of all fees and expenses paid by the Trust during a financial period.

¹ RepRisk is a web based third party software that provides insights on corporate governance, environmental, and social issues that present potential financial and reputational risks to companies

30 August 2023

The Board of Directors
The Trust Company (RE Services) Limited
As the Responsible Entity of KKR Credit Income Fund
Level 18, 123 Pitt Street
Sydney NSW 2000

Dear Board Members,

Auditor's Independence Declaration to KKR Credit Income Fund

In accordance with section 307C of the *Corporations Act 2001*, I am pleased to provide the following declaration of independence to the directors of The Trust Company (RE Services) Limited as the Responsible Entity of KKR Credit Income Fund.

As lead audit partner for the audit of the financial statements of KKR Credit Income Fund for the year ended 30 June 2023, I declare that to the best of my knowledge and belief, there have been no contraventions of:

- (i) the auditor independence requirements of the *Corporations Act 2001* in relation to the audit; and
- (ii) any applicable code of professional conduct in relation to the audit.

Yours sincerely,



DELOITTE TOUCHE TOHMATSU



Declan O'Callaghan
Partner
Chartered Accountants

KKR Credit Income Fund
Statement of profit or loss and other comprehensive income
For the year ended 30 June 2023

Statement of Profit or Loss and Other Comprehensive Income

		Year ended	
		30 June 2023	30 June 2022
	Notes	\$'000	\$'000
Investment income			
Investment income from financial assets at FVTPL		37,972	81,830
Net unrealised/realised gains/(losses) on financial assets at FVTPL	6	<u>59,065</u>	<u>(137,038)</u>
Total investment income/(loss)		<u>97,037</u>	<u>(55,208)</u>
Expenses			
Management fees	11	6,511	7,655
Performance fees	11	1,143	-
Insurance expense		762	824
Remuneration to auditors	12	578	419
Custody and administration fees		276	250
Responsible Entity fees	11	233	249
Legal expenses		180	108
Other expenses		<u>781</u>	<u>825</u>
Total expenses		<u>10,464</u>	<u>10,330</u>
Operating profit/(loss) for the year		<u>86,573</u>	<u>(65,538)</u>
Other comprehensive income		-	-
Total comprehensive income/(loss) for the year		<u>86,573</u>	<u>(65,538)</u>
Earnings/(loss) per unit for profit attributable to unitholders of the Fund			
Basic and diluted earnings/(loss) per unit in cents	10	26.53	(18.73)

The above Statement of Profit or Loss and Other Comprehensive Income should be read in conjunction with the accompanying notes.

For personal use only

Statement of Financial Position

		As at	
		30 June 2023	30 June 2022
	Notes	\$'000	\$'000
Assets			
Cash and cash equivalents		6,769	19,563
GST receivable		232	172
Other Assets		401	395
Financial assets at FVTPL	5	<u>781,021</u>	<u>746,184</u>
Total assets		<u>788,423</u>	<u>766,314</u>
Liabilities			
Management fees payable	11	377	416
Responsible Entity fees payable	11	63	114
Performance fees payable	11	1,143	-
Distributions payable	9	3,528	5,078
Other payables		386	450
Financial liabilities at FVTPL	5,7	<u>21,058</u>	20,919
Unit buyback payable		-	837
Due to brokers		<u>-</u>	<u>377</u>
Total liabilities		<u>26,555</u>	<u>28,191</u>
Net assets attributable to unitholders - equity	8	<u>761,868</u>	<u>738,123</u>

The above Statement of Financial Position should be read in conjunction with the accompanying notes.

For personal use only

Statement of Changes in Equity

	Year ended	
	30 June	30 June
	2023	2022
Notes	\$'000	\$'000
Total equity at the beginning of the financial year	738,123	905,681
Comprehensive income/(loss) for the year		
Profit/(loss) for the year	<u>86,573</u>	<u>(65,538)</u>
Total comprehensive income/(loss) for the year	<u>86,573</u>	<u>(65,538)</u>
Transactions with unitholders		
Distributions paid and payable	9 (42,837)	(43,748)
Unit buyback	8 (19,991)	(58,272)
Total transactions with unitholders	<u>(62,828)</u>	<u>(102,020)</u>
Total equity at the end of the year	<u>761,868</u>	<u>738,123</u>

The above Statement of Changes in Equity should be read in conjunction with the accompanying notes.

For personal use only

Statement of Cash Flows

		Year ended	
		30 June 2023	30 June 2022
	Notes	\$'000	\$'000
Cash flows from operating activities			
Proceeds from sale of financial instruments at FVTPL		80,709	154,254
Purchase of financial instruments at FVTPL		(57,281)	(101,377)
Investment income received		37,972	81,853
Management fees paid		(6,550)	(7,913)
Other expenses paid		(2,990)	(2,683)
Performance fees paid		-	(2,714)
Other income received		<u>-</u>	<u>28</u>
Net cash inflow from operating activities	13	<u>51,860</u>	<u>121,448</u>
Cash flows from financing activities			
Distributions paid	9	(44,387)	(47,680)
Payments on unit buyback	8	<u>(20,828)</u>	<u>(58,403)</u>
Net cash outflow from financing activities		<u>(65,215)</u>	<u>(106,083)</u>
Net (decrease)/increase in cash and cash equivalents		(13,355)	15,365
Cash and cash equivalents at the beginning of the year		19,563	4,178
Effects of foreign currency exchange rate changes on cash and cash equivalents		<u>561</u>	<u>20</u>
Cash and cash equivalents at the end of the year		<u>6,769</u>	<u>19,563</u>

The above Statement of Cash Flows should be read in conjunction with the accompanying notes.

For personal use only

Notes to the annual financial statements

Contents

- 1 General information
- 2 Summary of significant accounting policies
- 3 Financial risk management
- 4 Offsetting financial assets and financial liabilities
- 5 Fair value measurement
- 6 Net gains/(losses) on financial instruments at fair value through profit or loss
- 7 Derivative financial instruments
- 8 Net assets attributable to unitholders/equity
- 9 Distributions to unitholders
- 10 Earnings/(losses) per unit
- 11 Related party transactions
- 12 Auditor's remuneration
- 13 Reconciliation of profit/(loss) to net cash inflow from operating activities
- 14 Operating segments
- 15 Significant events during the year
- 16 Events occurring after the reporting period
- 17 Contingent assets and liabilities and commitments

For personal use only

1 General information

These financial statements cover KKR Credit Income Fund (the "Fund") as an individual entity. The Fund is an Australian registered managed investment scheme, which was constituted on 12 June 2019, registered with the Australian Securities and Investments Commission on 19 September 2019 and commenced operation on 15 November 2019. The Fund will terminate in accordance with the provisions of the Fund's constitution or by law.

The Fund was listed on the Australian Securities Exchange on 19 November 2019 and is quoted under ticker code: KKC.

The Trust Company (RE Services) Limited (ABN 45 003 278 831) is the responsible entity of the Fund (the "Responsible Entity"). The Responsible Entity has contracted services to KKR Australia Investment Management Pty Ltd (ABN 42 146 164 454) (the "Investment Manager"). The Investment Manager is an affiliate of Kohlberg Kravis Roberts & Co. L.P., a global alternative asset manager (together with its affiliates as applicable, "KKR"). The contracts are on normal commercial terms and conditions.

The investment objective is to provide unitholders with an income stream as well as to achieve attractive long term capital appreciation over a full market cycle by providing investors with exposure to underlying credit investments that are diversified by a number of investments and across geographies and asset classes.

The Fund invests in income generating alternative credit investments managed by KKR's credit investment teams in accordance with the product disclosure statement and the provisions of the Fund's constitution. The Fund has invested in a profit participating note (the "Access Fund PPN") issued by the KKR Global Credit Opportunities Access Fund L.P. (the "Access Fund"). The Access Fund invests in loans and bonds through its ownership in KKR GCOF Access Fund Funding L.P. ("Funding L.P."), and invests in credit assets and certain other assets through its ownership in KKR GCOF Access Fund Holding L.P. ("Holding L.P."). Funding L.P. and Holding L.P. are collectively referred to as the "Access Fund SPVs."

On 9 December 2022, the Fund has committed to invest €200.0 million in the KKR Lending Partners Europe III (Euro) SCSp (the "EDL III Euro Fund"). As at 30 June 2023, the Fund has not contributed capital to the EDL III Euro Fund and the full commitment remains outstanding. Capital calls are expected to begin in late fiscal year 2024. The EDL III Euro Fund has commenced operations as at 30 June 2023 and has exposure to investments acquired through the use of a credit facility.

The Fund also has invested €190.1 million of its total commitment to invest €234.0 million into KKR Lending Partners Europe II (Euro) Unlevered SCSp (the "EDL Euro Fund"). Together, the Access Fund, the EDL Euro Fund and the EDL III Euro Fund are referred to as the KKR Managed Funds.

The annual financial statements were authorised for issue by the directors of the Responsible Entity (the "Directors of the Responsible Entity") on 30 August 2023. The directors of the Responsible Entity have the power to amend and reissue the financial statements.

2 Summary of significant accounting policies

The principal accounting policies applied in the preparation of these financial statements are set out below. These policies have been consistently applied to all years presented, unless otherwise stated in the following text.

(a) Basis of preparation

These general purpose financial statements have been prepared in accordance with Australian Accounting Standards ("AAS") and Interpretations issued by the Australian Accounting Standards Board ("AASB") and the *Corporations Act 2001* in Australia. The Fund is a for profit entity for the purpose of preparing the financial statements.

The Statement of financial position is presented on a liquidity basis. Assets and liabilities are presented in decreasing order of liquidity and are not distinguished between current and non-current. All balances are expected to be recovered or settled within twelve months, except for investments in financial assets and financial liabilities at fair value through profit or loss ("FVTPL") and net assets attributable to unitholders.

Compliance with International Financial Reporting Standards (IFRS)

The financial statements of the Fund also comply with IFRS as issued by the International Accounting Standards Board.

New and amended standards adopted by the Fund

There are no standards, interpretations or amendments to existing standards that are effective for the first time for the financial year beginning 1 July 2022 that have a material impact on the amounts recognised in prior periods or will affect the current or future periods.

For personal use only

2 Summary of significant accounting policies (continued)

(a) Basis of preparation (continued)

New standards, amendments and interpretations effective after 1 July 2023 and have not been early adopted

A number of new standards, amendments to standards and interpretations are effective for annual periods beginning after 1 July 2023, and have not been early adopted in preparing these financial statements. None of these are expected to have a material effect on the financial statements of the Fund.

Investment entity

The Fund is considered to meet the definition of an 'Investment Entity' as described in AASB 10 'Consolidated Financial Statements'. Under AASB 10, an Investment Entity is required to hold its subsidiaries at FVTPL rather than consolidation. Subsidiaries are entities over which control is exercised. Control exists when the entity is exposed to, or has rights to, variable returns from its involvement with the entity and has the ability to affect those returns through its power over the entity. The Fund has determined that it exercises control over the Access Fund, however the Fund applies the investment entity exception available under AASB 10 and measures its subsidiaries at FVTPL.

Under the definition of an Investment Entity, as set out in AASB 10, an entity must satisfy all of the following three tests:

- Obtains funds from one or more investors for the purpose of providing those investors with investment management services; and
- Commits to its investors that its business purpose is to invest funds solely for returns from capital appreciation, investment income, or both; and
- Measures and evaluates the performance of substantially all of its investments on a fair value basis.

The Fund satisfies the above three tests in consideration of the following factors:

- The Fund has multiple investors, having obtained funds from a diverse group of investors through its Initial Public Offering;
- The business purpose of the Fund is to provide unitholders with an income stream as well as to achieve attractive long term capital appreciation over a full market cycle by providing investors with exposure to underlying credit investments that are diversified by a number of investments and across geographies and asset classes; and
- The Fund measures and evaluates the performance of its investments on a fair value basis which is most relevant for its unitholders.

The Fund's annual accounts clearly state its objective of investing directly into portfolio investments and providing investment management services to investors for the purpose of generating returns in the form of investment income and capital appreciation. The Fund has reported its investments in EDL Euro Fund and the Access Fund PPN at fair value. The EDL Euro Fund has a stated term of six years. The Access Fund PPN matures in 2069 and can also be redeemed by giving notice at least 60 days before the end of the relevant quarter, and therefore has an identifiable exit date. Based on the above, the Investment Manager concludes that the Fund meets the characteristics of an investment entity. This will be reassessed on an annual basis for changes in any of these criteria or characteristics.

(b) Financial instruments

(i) Classification

- Financial assets

The Fund classifies its financial assets in the following measurement categories:

- those to be measured subsequently at FVTPL; and
- those to be measured at amortised cost.

The Fund classifies its investments based on its business model for managing those financial assets and the contractual cash flow characteristics of the financial assets. The Fund's portfolio of financial assets, comprised of its investments in the KKR Managed Funds, is managed and performance is evaluated on a fair value basis in accordance with the Fund's documented investment strategy. Consequently, these investments are measured at FVTPL.

For derivatives, the contractual cash flows held by the Fund are not solely principal and interest. Consequently, these investments are measured at FVTPL.

2 Summary of significant accounting policies (continued)

(b) Financial instruments (continued)

(i) Classification (continued)

For cash and cash equivalents and receivables, these assets are held in order to collect the contractual cash flows and the contractual terms of these assets give rise on specified dates to cash flows that are solely payments of principal and interest on the principal amount outstanding. Consequently, these are measured at amortised cost.

(ii) Recognition/derecognition

The Fund recognises financial assets and financial liabilities on the date it becomes party to the contractual agreement (trade date) and recognises changes in fair value of the financial assets or financial liabilities from this date.

Investments are derecognised when the right to receive cash flows from the investments have expired or have been transferred and the Fund has transferred substantially all risks and rewards of ownership.

The Fund derecognises a financial liability when the obligation in the contract is discharged, cancelled or expired.

(iii) Measurement

Financial assets and liabilities at FVTPL

At initial recognition, the Fund measures a financial asset at its fair value. Transaction costs of financial assets carried at FVTPL are expensed in the Statement of profit or loss and other comprehensive income.

Subsequent to initial recognition, all financial assets and liabilities at FVTPL are measured at fair value. Gains and losses arising from changes in the fair value of financial assets or liabilities at FVTPL category are presented in the Statement of profit or loss and other comprehensive income within net unrealised/realised (losses)/gains on financial assets at FVTPL (including foreign currency movements) in the period in which they arise.

For further details on how the fair values of financial instruments are determined please see note 5 to the financial statements.

Financial instruments measured at amortised cost

For financial assets and financial liabilities at amortised cost, they are initially measured at fair value, including directly attributable costs, and are subsequently measured at amortised cost using the effective interest method.

(iv) Derivatives

The Fund hedges its foreign currency risk with certain derivative instruments that are designated as fair value hedges.

At the inception of the hedge relationship, the Fund documents the relationship between the hedging instrument and the hedged item, along with its risk management objectives and its strategy for undertaking various hedge transactions. Furthermore, at the inception of the hedge and on an ongoing basis, the Fund documents whether the hedging instrument is effective in offsetting changes in fair values of the hedged item attributable to the hedged risk, which is when the hedging relationship meets all of the following hedge effectiveness requirements:

- there is an economic relationship between the hedged item and the hedging instrument;
- the effect of credit risk does not dominate the value changes that result from that economic relationship; and
- the hedge ratio of the hedging relationship is the same as that resulting from the quantity of the hedged item that the Fund actually hedges and the quantity of the hedging instrument that the Fund actually uses to hedge that quantity of the hedged item.

Note 7 sets out details of the fair values of the derivative instruments used for hedging purposes.

For personal use only

2 Summary of significant accounting policies (continued)

(b) Financial instruments (continued)

Fair value hedges

The Fund applies fair value hedge accounting to its derivative instruments and performs a hedge effectiveness assessment at each reporting period to determine whether the hedge will be highly effective over the term of the hedge relationship. The Fund designates the changes in value of the spot element of a forward contract (i.e. excluding the forward elements) as the hedging instrument for all of its hedging relationships involving forward contracts. A qualitative assessment is made to determine whether an economic relationship exists between the hedged item and the hedging instrument. The effect of credit risk is assessed to determine whether it dominates the value changes that result from the economic relationship. The hedge ratio is assessed to be 1:1 as there is no basis risk between the hedging instrument and the underlying hedged item. Where the terms of the hedging instrument and hedged item do not match, the source of ineffectiveness in the hedge relationship is identified. Any potential ineffectiveness will be measured using a quantitative assessment at each hedge testing date and accounted for in profit or loss. Potential sources of ineffectiveness identified by the Fund with respect to the foreign exchange exposures include:

- The amount of the currency exposure being hedged changes due to a change in the fair value of the underlying asset; or
- The impact of credit/debit valuation adjustments on the hedging instrument.

Changes in the fair value of derivatives that are designated and qualify as fair value hedges are recognised in the Statement of profit or loss and other comprehensive income immediately, together with any changes in the fair value of the hedged asset or liability that are attributable to the hedged risk.

The carrying value of the hedged investment is adjusted for fair value changes attributable to the risk being hedged, and those fair value changes are recognised in the Statement of profit or loss and other comprehensive income. The hedging instrument is measured at fair value, with changes in fair value also recognised in Statement of profit or loss and other comprehensive income.

Hedge accounting is discontinued when the hedging instrument expires or is sold, terminated, exercised, or when it no longer qualifies for hedge accounting.

(v) Offsetting financial instruments

Financial assets and financial liabilities are offset and the net amount reported in the Statement of financial position when there is a legally enforceable right to offset the recognised amounts and there is an intention to settle on a net basis, or realise the asset and settle the liability simultaneously. As at the end of the reporting period, there are no financial assets or liabilities offset or which could be offset in the Statement of financial position.

(c) Net assets attributable to unitholders/equity

Units in the Fund are listed on the ASX and traded by unitholders. The units can be traded on the ASX at any time for cash based on the listed price. While the Fund is a listed investment and liquidity is generally expected to exist in the secondary market (ASX), there are no guarantees that an active trading market with sufficient liquidity will be available. The units issued by the Fund meet the requirement of AASB 132 for classification as equity. Incremental costs directly attributable to the issue of units are recognised as a deduction from equity.

(d) Cash and cash equivalents

For the purpose of presentation in the Statement of cash flows, cash and cash equivalents includes cash on hand, deposits held at call with financial institutions, other short term, highly liquid investments with original maturities of 3 months or less from the date of acquisition that are readily convertible to known amounts of cash and which are subject to an insignificant risk of changes in value. The Fund's cash and cash equivalents are held in non-interest bearing accounts.

Payments and receipts relating to the purchase and sale of investment securities are classified as cash flows from operating activities, as movements in the fair value of these securities represent the Fund's main income generating activity.

For personal use only

2 Summary of significant accounting policies (continued)

(e) Investment income

Interest does not accrue on the Access Fund PPN at a stated rate but rather is made up of available proceeds of the Access Fund, as defined in the Access Fund PPN agreement. This interest income on the Access Fund PPN is recognised as investment income in the Statement of profit or loss and comprehensive income when the Fund's right to receive payment is established.

Distribution income from the EDL Euro Fund is recognised as investment income in the Statement of profit or loss and comprehensive income when the Fund's right to receive payment is established.

(f) Expenses

All expenses are recognised in the Statement of profit or loss and other comprehensive income on an accrual basis.

(g) Income tax

Under current legislation, the Fund is not subject to income tax provided the taxable income of the Fund is attributed either by way of cash distributions to unitholders or reinvestment (i.e. unitholders are presently entitled to the income of the Fund).

(h) Distributions

In accordance with the Fund's constitution, the Fund may, at its discretion, attribute its taxable income, and any other amounts determined by the Responsible Entity, to unitholders by cash or reinvestment. Distributions are recognised in the Statement of changes in equity as distributions paid and payable.

(i) Foreign currency translation

(i) Functional and presentation currency

Items included in the Fund's financial statements are measured using the currency of the primary economic environment in which it operates (the "functional currency"). This is the Australian dollar, which reflects the currency of the economy in which the Fund competes for funds and is regulated. The Australian dollar is also the Fund's presentation currency.

(ii) Transactions and balances

Foreign currency transactions are translated into the functional currency using the exchange rates prevailing at the dates of the transactions. Foreign exchange gains and losses resulting from the settlement of such transactions and from the translations at period end exchange rates of monetary assets and liabilities denominated in foreign currencies are recognised in the Statement of profit or loss and other comprehensive income.

Non-monetary items that are measured at fair value in a foreign currency are translated using the exchange rates at the date when the fair value was determined. Translation differences on assets and liabilities carried at fair value are reported in the Statement of profit or loss and other comprehensive income on a net basis within net unrealised/realised (losses)/gains on financial assets at FVTPL.

(j) Payables

Payables include liabilities and accrued expenses owed by the Fund which are unpaid as at the end of the reporting period. Payables are measured at amortised cost.

(k) Goods and Services Tax ("GST")

The GST incurred on the costs of various services provided to the Fund by third parties such as custodial services and investment management fees have been passed onto the Fund. The Fund qualifies for Reduced Input Tax Credits at a rate of 55.0% or 75.0%. Expenses have been recognised in the Statement of profit or loss and other comprehensive income net of the amount of GST recoverable from the Australian Taxation Office ("ATO"). Accounts payable are inclusive of GST. The net amount of GST recoverable from the ATO ('if any') is included in receivables in the Statement of financial position. Cash flows relating to GST are included in the Statement of cash flows on a gross basis.

For personal use only

2 Summary of significant accounting policies (continued)

(l) Critical accounting judgements and key sources of estimation uncertainty

The Fund makes estimates and assumptions that affect the reported amounts of assets and liabilities within the next financial year. Estimates are continually evaluated and based on historical experience and other factors, including expectations of future events that are believed to be reasonable under the circumstances.

The Fund also makes judgements that affect the classification and treatment of assets and liabilities. Significant judgements include those made in the determination that the Fund exercises control over the Access Fund, and those made to reach the conclusion that the investment entity exemption to consolidation applies, as further discussed in (a) Basis of presentation.

For fair value information of specific instruments, please see note 5.

(m) Rounding of amounts

The Fund is an entity of a kind referred to in *ASIC Corporations (Rounding in Financial/Directors' Reports) Instrument 2016/191*, relating to the "rounding off" of amounts in the financial statements. Amounts in the financial statements have been rounded off to the nearest thousand dollars unless otherwise indicated.

3 Financial risk management

The Fund's activities expose it to a variety of financial risks. The management of these risks is undertaken by the Fund's Investment Manager who has been appointed by the Responsible Entity under an Investment Management Agreement to manage the Fund's assets in accordance with the Investment Objective and Strategy.

The Responsible Entity has a framework in place which includes:

- The Investment Manager providing the Responsible Entity with regular reports on their compliance with the Investment Management Agreement;
- Completion of regular reviews on the Investment Manager which may include a review of the Investment Manager's risk management framework to manage the financial risks of the Fund; and
- Regular reporting on the liquidity of the Fund in accordance with the Fund's liquidity risk management statement.

The Fund's Investment Manager has in place a framework to identify and manage the financial risks in accordance with the investment objective and strategy. This includes an investment due diligence process and on-going monitoring of the investments in the Fund. Specific controls the Investment Manager applies to manage the financial risks are detailed under each risk specified below.

(a) Market risk

(i) Price risk

Market price risk is the risk that the value of a financial instrument will fluctuate as a result of changes in market prices, whether those changes are caused by factors specific to the individual instrument or factors affecting all instruments in the market.

As at 30 June 2023, the Fund is invested in the Access Fund PPN and the EDL Euro Fund and committed to the EDL III Euro Fund. The value of the Access Fund PPN is primarily based on the Access Fund's investment in the Access Fund SPVs, which value in turn is based primarily on the value of the Access Fund portfolios of bank loans, high yield bonds and other securities. The value of the EDL Euro Fund is primarily based on its portfolio of corporate bonds and loans. As a result, the price risk arising from the Fund's investments is impacted by changes in the value of the KKR Managed Funds' investment portfolios. The KKR manager of each of the KKR Managed Funds manages this risk by valuing the underlying investments based on quotations from third party pricing services, unless such a quotation is unavailable or is determined to be unreliable or inadequately representing the fair value of the particular assets. In that case, valuations are based on either valuation data obtained from one or more other third party pricing sources, including broker dealers, or will reflect the valuation committee's good faith determination of estimated fair value based on other factors considered relevant. Any adjustment to the fair value of the investment is reflected through profit or loss.

3 Financial risk management (continued)

(a) Market risk (continued)

(i) Price risk (continued)

As at 30 June 2023 and 30 June 2022, the Fund's investments exposed to price risk are detailed below:

	As at	
	30 June 2023	30 June 2022
	\$'000	\$'000
Financial assets		
Access Fund PPN	454,742	500,788
EDL Euro Fund	<u>320,786</u>	<u>240,521</u>
Total	<u>775,528</u>	<u>741,309</u>

The Investment Manager monitors and manages the economic risks taken by the Fund through an investment committee established to oversee the Fund's investments in the KKR Managed Funds. The investment committee will review the Fund's positions quarterly and determine allocations and reallocations of the Fund's assets across the KKR Managed Funds as the Fund receives distributions from the KKR Managed Funds or as it otherwise determines is appropriate in light of the Fund's target distributions and target total return. Risks in the KKR Managed Funds are managed through active portfolio management, comprised of the continuous integration of fundamental and relative value analysis across capital structures and asset classes combined with opportunistic management of the portfolio.

The table in note 3(b) summarises the impact of an increase/decrease of underlying investment prices on the Fund's operating profit and net assets attributable to unitholders. The analysis is based on the assumption that the underlying investment prices changed by +/- 15.0% (30 June 2022: +/- 15.0%) from the year end prices with all other variables held constant.

(ii) Currency risk

Currency risk is the risk that the value of financial instruments will fluctuate due to changes in foreign exchange rates.

The Fund has assets and liabilities denominated in currencies other than Australian dollars, the Fund's functional and presentation currency. The Fund is therefore exposed to currency risk, as the value of the assets and liabilities denominated in other currencies will fluctuate due to changes in exchange rates.

The Fund uses forward foreign currency exchange contracts for hedging the foreign exchange exposure in order to implement the investment strategy of the Fund and to manage the risk associated with the fair value of certain investments. The Fund manages currency risk by establishing limits as to the types and degrees of risk that may be undertaken. Additionally, the Investment Manager monitors the fluctuation in its value and compares these fluctuations to its risk objective.

The table below summarises the Fund's net exposure to different major currencies, including the notional value of forward foreign currency exchange contracts:

30 June 2023*	Gross exposure \$'000	Impact of hedging \$'000	Net exposure \$'000
United States Dollar	454,911	(424,124)	30,787
Euro Currency	325,931	(300,124)	25,807
30 June 2022*	Gross exposure \$'000	Impact of hedging \$'000	Net exposure \$'000
United States Dollar	506,157	(529,235)	(23,078)
Euro Currency	240,648	(231,566)	9,082

* The amount in the table above are calculated based on the year end spot rate.

3 Financial risk management (continued)

(a) Market risk (continued)

(ii) Foreign exchange risk (continued)

The table at note 3(b) summarises the sensitivities of the Fund's monetary assets and liabilities to foreign exchange risk. The analysis is based on the reasonably possible shift that the Australian dollar weakened and strengthened by +/- 15.0% (30 June 2022: +/- 15.0%) against the material foreign currencies to which the Fund is exposed.

(iii) Cash flow and fair value interest rate risk

Interest rate risk is the risk that the fair value of future cash flows of a financial instrument will fluctuate because of changes in market interest rates.

As at 30 June 2023, the Fund primarily invests (indirectly through its investment in the KKR Managed Funds in both floating rate and fixed rate loans and high-yield bonds. Floating rate loans means that income will be impacted as the underlying base rate rises and falls and therefore the relative attractiveness to other instruments may change. Changes in interest rates generally will cause the value of debt investments to vary inversely to such changes.

The Fund's exposure to cash flow interest rate risk is limited to its cash and cash equivalents which are non-interest bearing investments.

(b) Summarised sensitivity analysis

The following table summarises the sensitivity of the Fund's profit and net assets attributable to unitholders to price risk and foreign exchange risk. The reasonably possible movements in the risk variables have been determined based on management's best estimate, with consideration given to historical movements experienced during the year ended 30 June 2023. The reasonably possible movement in the price risk variable is based on the monthly variations in the Fund's investment values. The reasonably possible movement in the foreign exchange risk variable is based on a peak-to-trough movement observed in the daily exchange rate over the reporting period.

		Impact on profit and net assets attributable to unitholders			
		As at			
		30 June 2023		30 June 2022	
		-15%	+15%	-15%	+15%
		\$'000	\$'000	\$'000	\$'000
Price risk		(116,329)	116,329	(111,196)	111,196
As at 30 June 2023					
Foreign exchange risk		Change in currency rate		Impact on profit and net assets attributable to unitholders	
		Increase	Decrease	Increase	Decrease
		%	%	\$'000	\$'000
USD		+15	-15	4,618	(4,618)
EUR		+15	-15	3,871	(3,871)

3 Financial risk management (continued)

(b) Summarised sensitivity analysis (continued)

As at 30 June 2022

Foreign exchange risk	Change in currency rate		Impact on profit and net assets attributable to unitholders	
	Increase	Decrease	Increase	Decrease
	%	%	\$'000	\$'000
USD	+15	-15	3,462	(3,462)
EUR	+15	-15	1,362	(1,362)

(c) Credit risk

The Fund is exposed to credit risk, which is the risk that a counterparty will be unable to pay amounts in full when they fall due. The main concentration of credit risk to which the Fund is exposed arises from the Fund's investments in the Access Fund PPN and the EDL Euro Fund. This credit risk arising from the Fund's investment in the Access Fund PPN is impacted by the Access Fund's credit risk exposure from the investments in the Access Fund SPVs.

The Fund is also exposed to counterparty credit risk on derivative financial instruments and cash and cash equivalents. The Fund attempts to limit counterparty risk by only dealing with reputable counterparties.

All exchange traded derivatives are executed through brokers, and cleared through a clearing broker. Over the counter derivative transactions are conducted only with approved counterparties, who meet the applicable specific Fund requirements and where trading documentation is in place. The counterparties to the Fund's forward currency contracts all have a credit rating of BBB+ or higher, as issued by Standard & Poor's.

The Fund measures credit risk and expected credit losses for financial assets measured at amortised cost using probability of default, exposure at default and loss given default. Management considers both historical analysis and forward looking information in determining any expected credit loss. Management considers the probability of default to be close to zero as these instruments have a low risk of default and the counterparties have a strong capacity to meet their contractual obligations in the near term. As a result, no loss allowance has been recognised based on 12 month expected credit losses as any such impairment would be wholly insignificant to the Fund.

The Access Fund SPVs are exposed to credit risk in its portfolio of investments in bank loans, high yield bonds and other securities. The EDL Euro Fund is exposed to credit risk in its portfolio of investments in corporate bonds and loans. The KKR manager of the underlying investments in the Access Fund SPVs and the EDL Euro Fund manages this risk by performing a detailed credit analysis, including the following:

- business analysis, which involves a comprehensive fundamental evaluation of a company and includes historical and projected financial modelling;
- capital structure analysis, which evaluates the terms and structure of a company's debt and equity securities relative to the company's business risk;
- valuation analysis, which considers the enterprise value of a company in both the public and private markets;
- robust research and data systems which provide real-time portfolio-level information.

(d) Liquidity risk

Liquidity risk is the risk that the Fund may not be able to generate sufficient cash resources to settle its obligations in full as they fall due or can only do so on terms that are materially disadvantageous.

The Fund maintains a prudent approach to managing liquidity risk exposure by maintaining sufficient liquid assets and an ability to access a committed line of credit through its investment in the Access Fund.

For personal use only

3 Financial risk management (continued)

(d) Liquidity risk (continued)

The table below analyses the Fund's financial liabilities into relevant maturity groupings based on the remaining period at the end of the year end. The amounts in the table are contractual undiscounted cash flows.

30 June 2023	Less than 1 month \$'000	1 - 6 months \$'000	7 - 12 months \$'000	1-2 years \$'000	Over 2 years \$'000	Total \$'000
Forward currency contracts**	-	-	(3,084)	(12,508)	(5,466)	(21,058)
Distribution payable	(3,528)	-	-	-	-	(3,528)
Payables	(1,969)	-	-	-	-	(1,969)
Total	(5,497)	-	(3,084)	(12,508)	(5,466)	(26,555)
30 June 2022						
Forward currency contracts**	-	(9,745)	(940)	(1,742)	(8,492)	(20,919)
Distribution payable	(5,078)	-	-	-	-	(5,078)
Due to brokers - payable for securities purchased	(377)	-	-	-	-	(377)
Payables	(1,817)	-	-	-	-	(1,817)
Total	(7,272)	(9,745)	(940)	(1,742)	(8,492)	(28,191)

**The amount for forward currency contracts is determined by reference to the forward rate that existed at the end of the year.

As at 30 June 2023, the average strike rate of foreign currency contracts with a U.S. Dollar and Euro notional is \$1.46 and €0.61 respectively.

4 Offsetting financial assets and financial liabilities

As at 30 June 2023 and 30 June 2022, the Fund has not offset any financial assets and financial liabilities in the Statement of financial position.

The disclosures set out in the table below include all of the Fund's derivative financial assets and derivative financial liabilities that are subject to an enforceable master netting or similar agreement that covers similar financial instruments.

The similar agreements include derivative clearing agreements and similar financial instruments include derivatives financial instruments such as foreign currency contracts.

For personal use only

4 Offsetting financial assets and financial liabilities (continued)

The ISDA and similar master netting agreements do not meet the criteria for offsetting in the Statement of financial position. This is because the Fund does not have any currently legally enforceable right to set off recognised amounts because the right to set off is enforceable only on the occurrence of future events such as a default of the Fund or the counterparties or other credit events. Accordingly, all derivative financial instruments are recorded gross on the Statement of financial position.

As at 30 June 2023	Note	Gross amounts recognised offset in the Statement of financial position \$'000	Amounts set off in the Statement of financial position \$'000	Net amounts presented in the Statement of financial position \$'000	Amounts subject to an enforceable master netting arrangement and not currently offset in the Statement of financial position \$'000	Net amount \$'000
Types of financial assets						
Forward Currency Contracts	5,7	5,493	-	5,493	(74)	5,419
Types of financial liabilities						
Forward currency contracts	5,7	21,058	-	21,058	(74)	20,984
As at 30 June 2022						
Types of financial assets						
Forward currency contracts	5,7	4,875	-	4,875	(1,510)	3,365
Types of financial liabilities						
Forward currency contracts	5,7	20,919	-	20,919	(1,510)	19,409

The gross amounts of recognised financial assets and financial liabilities and their net amounts presented in the statement of financial position disclosed in the above tables have been measured in the statement of financial position at fair value.

For personal use only

5 Fair value measurement

The Fund measures and recognises the following assets and liabilities at fair value on a recurring basis:

- Access Fund PPN
- EDL Euro Fund
- Derivative financial instruments (see note 7)

The Fund has no assets or liabilities measured at fair value on a non-recurring basis in the current reporting period.

AASB 13 *Fair Value Measurement* requires disclosure of fair value measurements by level of the following fair value hierarchy:

- (a) quoted prices (unadjusted) in active markets for identical assets or liabilities (level 1);
- (b) inputs other than quoted prices included within level 1 that are observable for the asset or liability, either directly or indirectly (level 2); and
- (c) inputs for the asset or liability that are not based on observable market data (unobservable inputs) (level 3)

The fair value of financial assets and liabilities that are not traded in an active market is determined using valuation techniques. These include the use of recent arm's length market transactions, reference to the current fair value of a substantially similar other instrument, discounted cash flow techniques, option pricing models or any other valuation technique that provides a reliable estimate of prices obtained in actual market transactions. If all significant inputs required to fair value an instrument are observable, the instrument is included in level 2. If one or more of the significant inputs is not based on observable market data, the instrument is included in level 3. This may be the case for certain unlisted shares, certain corporate debt securities and unlisted unit trusts with suspended applications and withdrawals.

The output of a model is always an estimate or approximation of a value that cannot be determined with certainty, and valuation techniques employed may not fully reflect all factors relevant to the positions the Fund holds. Valuations are therefore adjusted, where appropriate, to allow for additional factors including liquidity risk and counterparty risk.

The determination of what constitutes 'observable' requires significant judgement by the Investment Manager. The Investment Manager considers observable data to be that market data that is readily available, regularly distributed or updated, reliable and verifiable, not proprietary and provided by independent sources that are actively involved in the relevant market.

The Fund's investments in the Access Fund PPN and the EDL Euro Fund are recorded at fair value as provided by the investment managers of the respective funds.

The Fund has economic exposure to the Access Fund via its investment in the Access Fund PPN. The Access Fund used funds received from the issuance of the Access Fund PPN to make investments in the Access Fund SPVs and distributes income to the Fund as interest on the Access Fund PPN. The value of the Access Fund PPN will equal the fair value of the Access Fund's investment in the Access Fund SPVs, less any liabilities of the Access Fund. The Access Fund carries its investment in the Access Fund SPVs at fair value based on the Access Fund's proportionate interest in the partners' capital of the Access Fund SPVs. The Access Fund SPVs' portfolios are comprised primarily of bank loans and high yield bonds, the majority of which are classified as Level 2 investments and are valued daily using independent pricing services. For the remaining assets which are classified as Level 3, such assets are valued using independent valuation firms, who apply the appropriate valuation model depending on whether the asset is debt (generally, synthetic credit or re-underwriting analysis) or equity (generally, waterfall). As at 30 June 2023, approximately 90.0% of the Access Fund SPVs' investment portfolio consisted of bank loans and high yield bonds.

The Fund's fair value of the EDL Euro Fund as at 30 June 2023 is based on the Fund's proportionate interest in the net asset value of the EDL Euro Fund. The EDL Euro Fund invests primarily in originated senior loans to European corporate entities. The majority of these investments are classified as Level 3 investments and are valued using independent valuation firms, who apply the appropriate valuation model depending on whether the asset is debt (generally, synthetic credit or re-underwriting analysis) or equity (generally, waterfall).

The carrying value of other receivables and payables are assumed to approximate their fair values due to the short term nature of these financial instruments.

The fair value of the forward contracts is determined using quoted forward exchange rates at the period ended.

5 Fair value measurement (continued)

Recognised fair value measurement

The following table presents the Fund's financial assets and liabilities measured and recognised at fair value as at 30 June 2023 and 30 June 2022.

As at 30 June 2023	Level 1	Level 2	Level 3	Total
	\$'000	\$'000	\$'000	\$'000
Financial assets at FVTPL				
Forward currency contracts	-	5,493	-	5,493
Access Fund PPN	-	-	454,742	454,742
EDL Euro Fund	-	-	320,786	320,786
Total financial assets at FVTPL	-	5,493	775,528	781,021
Financial liabilities at FVTPL				
Forward currency contracts	-	21,058	-	21,058
Total financial liabilities at FVTPL	-	21,058	-	21,058
As at 30 June 2022	Level 1	Level 2	Level 3	Total
	\$'000	\$'000	\$'000	\$'000
Financial assets at FVTPL				
Forward currency contracts	-	4,875	-	4,875
Access Fund PPN	-	-	500,788	500,788
EDL Euro Fund	-	-	240,521	240,521
Total financial assets at FVTPL	-	4,875	741,309	746,184
Financial liabilities at FVTPL				
Forward currency contracts	-	20,919	-	20,919
Total financial liabilities at FVTPL	-	20,919	-	20,919

(i) Transfers between levels

The Fund's policy is to recognise transfers into and transfers out of fair value hierarchy levels as at the end of the reporting period.

There were no transfers between the levels of the fair value hierarchy during the years ended 30 June 2023 and 30 June 2022.

For personal use only

5 Fair value measurement (continued)

(ii) Fair value measurement using significant unobservable inputs (level 3)

The following table presents the movement in level 3 financial instruments for the years ended 30 June 2023 and 30 June 2022.

30 June 2023	Access Fund	
	PPN \$'000	EDL Euro Fund \$'000
Opening balance	500,788	240,521
Purchases	5,321	51,960
Sales	(107,367)	-
Deemed distribution*	-	(18,200)
Non-cash capital contribution*	-	18,200
Realised gains	1,512	-
Net unrealised gains	<u>54,488</u>	<u>28,305</u>
Closing balance	<u>454,742</u>	<u>320,786</u>
Total unrealised (losses)/gains for the year included in the Statement of profit or loss and other comprehensive income for level 3 financial assets held at the end of the year	<u>(16,897)</u>	<u>24,077</u>
30 June 2022	Access Fund	
	PPN \$'000	EDL Euro Fund \$'000
Opening balance	741,574	160,794
Purchases	17,731	84,023
Sales	(180,065)	-
Deemed distribution**	-	(39,500)
Non-cash capital contribution**	-	39,500
Realised losses	(8,214)	-
Net unrealised losses	<u>(70,238)</u>	<u>(4,296)</u>
Closing balance	<u>500,788</u>	<u>240,521</u>
Total unrealised losses for the year included in the Statement of profit or loss and other comprehensive income for level 3 financial assets held at the end of the year	<u>(71,385)</u>	<u>(4,228)</u>

* During the year ended 30 June 2023, the EDL Euro Fund made a deemed distribution of \$18.2 million (€11.7 million) to the Fund and this amount was immediately reinvested as a capital contribution to the EDL Euro Fund from the Fund.

** During the year ended 30 June 2022, the EDL Euro Fund made a deemed distribution of \$39.5 million (€25.1 million) to the Fund and this amount was immediately reinvested as a capital contribution to the EDL Euro Fund from the Fund.

For personal use only

5 Fair value measurement (continued)

(iii) Valuation inputs and relationship to fair value

The level 3 financial instrument noted above were acquired during the year and in the absence of a market observable price for the securities. The cost of acquisition is considered to be the best estimate of the fair value at the acquisition date.

The following table summarises the quantitative information about the significant unobservable inputs used in the level 3 fair value measurements. See (i) and (ii) above for the valuation techniques adopted.

Description	Fair value \$'000	Unobservable inputs	Relationship of unobservable inputs to fair value
As at 30 June 2023			
Access Fund PPN	454,742	Net asset value of the fund	Higher the net asset value, higher the value of investment
EDL Euro Fund	320,786	Net asset value of the fund	Higher the net asset value, higher the value of investment
Description	Fair value \$'000	Unobservable inputs	Relationship of unobservable inputs to fair value
As at 30 June 2022			
Access Fund PPN	500,788	Net asset value of the fund	Higher the net asset value, higher the value of investment
EDL Euro Fund	240,521	Net asset value of the fund	Higher the net asset value, higher the value of investment

6 Net gains/(losses) on financial instruments at fair value through profit or loss

Net gains/(losses) recognised in relation to financial assets and financial liabilities at FVTPL:

	Year ended 30 June 2023 \$'000	Year ended 30 June 2022 \$'000
Financial assets		
Net realised losses on financial assets at FVTPL (including foreign currency movements)	(24,611)	(33,627)
Net unrealised gains/(losses) on financial assets at FVTPL (including foreign currency movements)	83,676	(103,411)
Total net gains/(losses) on financial instruments at FVTPL	59,065	(137,038)

Net realised losses on forward currency contracts for the year ended 30 June 2023 was \$26.4 million (30 June 2022 : \$25.4 million).

7 Derivative financial instruments

In the normal course of business, the Fund enters into transactions in various derivative financial instruments which have certain risks. A derivative is a financial instrument or other contract which is settled at a future date whose value changes in response to a change in a specified interest rate, financial instrument price, commodity price, foreign exchange rate, index of prices or rates, credit rating or credit index or other variable.

Derivative financial instruments require no initial net investment or an initial net investment that is smaller than would be required for other types of contracts that would be expected to have a similar response to changes in market factors.

Derivative transactions include many different instruments such as forwards, futures and options. Derivatives are considered to be part of the investment process and the use of derivatives is an essential part of the Fund's portfolio management. Derivatives are not managed in isolation. Consequently, the use of derivatives is multifaceted and may include:

- Hedging to protect investments of the Fund against a fluctuation in foreign currency exchange rates.
- Hedging to protect other assets and liabilities of the Fund against a fluctuation in foreign currency exchange rates.
- Hedging to protect income generated by the Fund's investments against a fluctuation in foreign currency exchange rates.

The Fund holds the following derivative financial instruments:

Forward currency contracts

Forward currency contracts are primarily used by the Fund to manage against foreign currency risks on its investment in the Access Fund PPN, which is denominated in US dollars, and its investment in the EDL Euro Fund, which is denominated in Euro. The Fund agrees to receive or deliver a fixed quantity of foreign currency for an agreed upon price on an agreed future date. Forward currency contracts are valued at the prevailing bid price at the end of each reporting period. The Fund recognises a gain or loss equal to the change in fair value at the end of each reporting period.

The Fund's derivative financial instruments at year end are detailed below:

	As at 30 June 2023			
	Fair values			
	Contract/ Notional Sell '000	Contract/ Notional Buy '000	Assets \$'000	Liabilities \$'000
Forward currency contracts (Expiry Jan 2024- May 2026)	US\$ (282,318)	A\$ 412,946	3,664	(12,863)
(Expiry Nov 2024- Nov 2026)	€ (183,114)	A\$ 302,448	<u>1,829</u>	<u>(8,195)</u>
			<u>5,493</u>	<u>(21,058)</u>

	As at 30 June 2022			
	Fair values			
	Contract/ Notional Sell '000	Contract/ Notional Buy '000	Assets \$'000	Liabilities \$'000
Forward currency contracts (Expiry Nov 2022- Jan 2025)	US\$ (363,928)	A\$ 513,142	-	(19,253)
(Expiry Nov 2024- May 2026)	€ (152,314)	A\$ 253,275	<u>4,875</u>	<u>(1,666)</u>
			<u>4,875</u>	<u>(20,919)</u>

7 Derivative financial instruments (continued)

Derivatives Designated as Hedging Instruments	Location in Statement of Financial Position	Fair Value of Derivatives	
		30 June 2023 (\$'000)	30 June 2022 (\$'000)
Foreign currency forwards	Financial assets at FVTPL	5,437	4,875
Foreign currency forwards	Financial liabilities at FVTPL	(20,481)	(20,919)
Derivatives Not Designated as Hedging Instruments			
Foreign currency forwards	Financial assets at FVTPL	56	-
Foreign currency forwards	Financial liabilities at FVTPL	<u>(577)</u>	<u>-</u>
		(15,565)	(16,044)

The following table presents the Fund's ratio of hedging instruments and hedged items:

30 June 2023

Derivatives Designated as Hedging Instruments	Notional Amounts of Hedging Instrument '000	Fair Value of Hedged Item '000
Foreign currency forwards - USD	US\$ 271,545	US\$ 302,699
Foreign currency forwards - EUR	€ 183,114	€ 195,720

30 June 2022

Derivatives Designated as Hedging Instruments	Notional Amounts of Hedging Instrument '000	Fair Value of Hedged Item '000
Foreign currency forwards - USD	US\$ 337,388	US\$ 344,366
Foreign currency forwards - EUR	€ 152,314	€ 158,204

The following table presents the impact of hedging instruments in the Fund's Statement of profit or loss and other comprehensive income life to date:

Derivatives Designated as Hedging Instruments	Location in Statement of Comprehensive Income	Amount of Gain/(Loss) Recognised	
		30 June 2023 \$'000	30 June 2022 \$'000
Foreign currency forwards - USD	Net unrealised/realised losses on financial assets at FVTPL	(8,677)	(17,684)
Foreign currency forwards - EUR	Net unrealised/realised (losses)/gains on financial assets at FVTPL	(6,366)	3,209
Derivatives Not Designated as Hedging Instruments			
Foreign currency forwards - USD	Net unrealised/realised gains/(losses) on financial assets at FVTPL	<u>(522)</u>	<u>(1,569)</u>
		(15,565)	(16,044)

7 Derivative financial instruments (continued)

The Fund applies fair value hedge accounting to the forward currency contracts. See note 2(b)(iv) for more details on the application of fair value hedge accounting. The following tables summarise the foreign currency forward contracts outstanding at the end of the reporting period.

	Cumulative changes in value of Hedging Instrument used for calculating hedge ineffectiveness for 30 June 2023 (\$'000)	Cumulative changes in value of Hedged Item used for calculating hedge ineffectiveness for 30 June 2023 (\$'000)	Hedge ineffectiveness recognised in profit or loss (\$'000)	Line item in profit or loss (that includes hedge ineffectiveness)
Fair Value Hedges				
USD	(437)	437	-	Net unrealised/realised (losses)/gains on financial assets at FVTPL
EUR	(9,574)	9,574	-	Net unrealised/realised (losses)/gains on financial assets at FVTPL
Total	(10,011)	10,011	-	

	Cumulative changes in value of Hedging Instrument used for calculating hedge ineffectiveness for 30 June 2022 (\$'000)	Cumulative changes in value of Hedged Item used for calculating hedge ineffectiveness for 30 June 2022 (\$'000)	Hedge ineffectiveness recognised in profit or loss (\$'000)	Line item in profit or loss (that includes hedge ineffectiveness)
Fair Value Hedges				
USD	(86,095)	86,095	-	Net unrealised/realised (losses)/gains on financial assets at FVTPL
EUR	1,796	(1,796)	-	Net unrealised/realised (losses)/gains on financial assets at FVTPL
Total	(84,299)	84,299	-	

For personal use only

8 Net assets attributable to unitholders/equity

Movements in the number of units and net assets attributable to unitholders during the year were as follows:

	Year ended 30 June 2023		Year ended 30 June 2022	
	No.'000	\$'000	No.'000	\$'000
Opening balance	333,078	738,123	359,975	905,681
Unit buyback	(10,544)	(19,991)	(26,897)	(58,272)
Distributions paid and payable	-	(42,837)	-	(43,748)
Profit/(loss) for the year	-	86,573	-	(65,538)
Closing balance	<u>322,534</u>	<u>761,868</u>	<u>333,078</u>	<u>738,123</u>

As stipulated within the Fund's constitution, each unit represents a right to an individual share in the Fund and does not extend to a right to the underlying assets of the Fund. There are no separate classes of units and each unit has the same rights attaching to it as all other units of the Fund.

Capital risk management

The Fund manages its capital to ensure that it will be able to continue as a going concern, while maximising the return to unitholders. The Fund's principal use of cash raised is to fund investments as well as ongoing operational expenses.

The Directors monitor and review the broad structure of the Fund's capital on an ongoing basis. As at 30 June 2023 and 30 June 2022, the capital structure consists of net assets attributable to unitholders - equity only. There are no externally imposed capital requirements.

9 Distributions to unitholders

The distributions during the year were as follows:

	As at			
	30 June 2023		30 June 2022	
	\$'000	CPU*	\$'000	CPU
Distributions paid - July	3,643	1.0938	3,600	1.0000
Distributions paid - August	3,626	1.0938	3,600	1.0000
Distributions paid - September	3,609	1.0938	3,599	1.0000
Distributions paid - October	3,592	1.0938	3,578	1.0000
Distributions paid - November	3,573	1.0938	3,550	1.0000
Distributions paid - December	3,558	1.0938	3,530	1.0000
Distributions paid - January	3,553	1.0938	3,502	1.0000
Distributions paid - February	3,548	1.0938	3,480	1.0000
Distributions paid - March	3,541	1.0938	3,446	1.0000
Distributions paid - April	3,536	1.0938	3,413	1.0000
Distributions paid - May	3,530	1.0938	3,372	1.0000
Distribution payable - June	3,528	1.0938	5,078	1.5225
	<u>42,837</u>		<u>43,748</u>	

* Distribution is expressed as cents per unit in Australian Dollars.

For personal use only

10 Earnings/(losses) per unit

Basic earnings/(loss) per unit amounts are calculated by dividing operating profit/(loss) before distributions by the weighted average number of units outstanding during the year.

Diluted earnings per unit are the same as basic earnings/(loss) per unit.

	Year ended	
	30 June 2023	30 June 2022
Operating profit/(loss) for the year \$'000	86,573	(65,538)
Weighted average number of units in issue '000	<u>326,340</u>	<u>349,938</u>
Basic and diluted earnings/(loss) per unit in cents	<u>26.53</u>	<u>(18.73)</u>

11 Related party transactions

For the purpose of these financial statements, parties are considered to be related to the Fund if they have the ability, directly or indirectly, to control or exercise significant influence over the Fund in making financial and operating disclosures. Related parties may be individuals or other entities.

Responsible Entity

The Responsible Entity of the Fund is The Trust Company (RE Services) Limited (ABN 45 003 278 831) (AFSL 235150).

Key management personnel

Key management personnel includes persons who were Directors of the Responsible Entity during the financial year and up to the date of this report. The Directors were in office for this entire year except where stated otherwise:

Glenn Foster	
Simone Mosse	Resigned as Director on January 23, 2023
Vicki Riggio	
Phillip Blackmore	Alternate Director for Vicki Riggio
Christopher Green	Appointed as Director on January 23, 2023

Transactions with key management personnel

No transactions occurred with key management personnel during the financial year (30 June 2022: Nil).

Other transactions with the Fund

Apart from those details disclosed in this note, no Director's interests have entered into a material contract with the Fund since the end of the previous financial year and there were no material contracts involving Director's interests existing at year end.

Key management personnel unitholdings

During or since the end of the year, none of the Directors or Director related entities held units in the Fund, either directly, indirectly or beneficially.

Neither the Responsible Entity nor its affiliates held units in the Fund at the end of the year (30 June 2022: Nil).

Key management personnel compensation

Key management personnel do not receive any remuneration directly from the Fund. They receive remuneration from a related party of the Responsible Entity in their capacity as Directors or employees of the Responsible Entity or its related parties. Consequently, the Fund does not pay any compensation to its key management personnel. Payments made from the Fund to the Responsible Entity do not include any amounts attributable to the compensation of key management personnel.

For personal use only

11 Related party transactions (continued)

Key management personnel loan disclosures

The Fund has not made, guaranteed or secured, directly or indirectly, any loans to the key management personnel or their personally related entities at any time during the reporting period.

Responsible Entity's/Investment Manager's fees and other transactions

Under the terms of the Fund's constitution, the Responsible Entity is entitled to receive a fee per annum calculated as a percentage of the net asset value of the Fund and is also entitled to be paid remuneration for additional fund administration services in the manner and at the time as set out in the Investment Management Agreement. The Responsible Entity's fees are calculated and accrued monthly and paid quarterly in arrears.

The investment manager of the Fund is KKR Australia Investment Management Pty Limited.

The Investment Manager is entitled to receive a management fee at the rates stipulated in the Fund's governing documents.

All related party transactions are conducted on normal commercial terms and conditions. The transactions during the reporting year and amounts payable at year end between the Fund, and the Responsible Entity and the Investment Manager were as follows:

	Year ended	
	30 June 2023	30 June 2022
	\$	\$
Investment management fees for the year	6,510,942	7,654,991
Total fees payable to the Investment Manager at year end	377,343	415,827
Performance fees for the year	1,142,759	-
Performance fees payable at year end	1,142,759	-
Responsible Entity fees for the year	232,626	249,332
Fees payable to the Responsible Entity at year end	62,625	114,450

The Investment Manager receives management fees of 0.88% per annum (plus GST) of the net asset value of the Fund. In accordance with the Fund's PDS dated 19 September 2019, the net asset value of the Fund means deducting from the total value of assets of the Fund all liabilities, which includes declared but unpaid distributions, calculated in accordance with the Responsible Entity's unit pricing and valuation policy and AAS. The management fees are calculated and accrued daily and paid monthly in arrears.

The Investment Manager is also entitled to receive a performance fee, which is dependent on the Fund exceeding a return hurdle and high water mark over a given calculation period. The first calculation period began on the date of allotment of units and ended on 30 June 2020. Each successive calculation period will begin on the day after the end of the preceding calculation period, and continue until the earlier of the next June 30 or the date immediately before the date on which there is a further issuance of new units or redemption of units. As at 30 June 2023, a performance fee of \$1.1 million is payable to the Investment Manager (30 June 2022: Nil).

Related party unitholdings

Parties related to the Fund (including The Trust Company (RE Services) Limited, its related parties and other schemes managed by The Trust Company (RE Services) Limited), held no units in the Fund as at 30 June 2023 and 30 June 2022.

Related party investments

The Fund's investment in the KKR Managed Funds are managed by the Investment Manager.

For personal use only

11 Related party transactions (continued)

Related party investments (continued)

30 June 2023 Investment	Face Value \$	Interest Held %	Fair Value \$
Access Fund PPN	US\$326,885,442	100% ¹	454,742,469
EDL Euro Fund	€190,050,061	62.8% ²	320,785,646
EDL III Euro Fund	-	40.0% ³	-
30 June 2022 Investment	Face Value \$	Interest Held %	Fair value \$
Access Fund PPN	US\$395,065,942	100% ¹	500,787,231
EDL Euro Fund	€154,950,061	62.8% ²	240,521,343

¹The Fund holds 100% of the Access Fund PPN.

²The Fund holds a 62.8% interest in the EDL Euro Fund on a committed basis as at 30 June 2023 and 30 June 2022.

³The Fund holds a 40.0% interest in the EDL III Euro Fund on a committed basis as at 30 June 2023.

12 Auditor's remuneration

During the year the following fees were paid or payable for services provided by the auditors of the Fund:

	Year ended	
	30 June 2023 \$	30 June 2022 \$
Deloitte Touche Tohmatsu and related network firms		
Audit or review of financial reports		
Audit and review of financial statements	<u>578,000</u>	<u>419,000</u>
Other services		
Tax compliance services*	100,000	80,000
Tax advisory services *	<u>17,000</u>	<u>9,200</u>
	<u>117,000</u>	<u>89,200</u>
Total	<u>695,000</u>	<u>508,200</u>
PricewaterhouseCoopers		
Compliance plan audit*	<u>2,690</u>	<u>2,400</u>
Total	<u>2,690</u>	<u>2,400</u>

* Engaged by the Responsible Entity and paid for by the Fund

13 Reconciliation of profit/(loss) to net cash inflow from operating activities

	Year ended	
	30 June 2023	30 June 2022
	\$'000	\$'000
Reconciliation of operating profit/ (loss) to net cash inflow from operating activities		
Operating profit/(loss) for the year	86,573	(65,538)
Net (gains)/losses on financial instruments at FVTPL (including FX (gains)/losses)	(59,065)	137,038
Proceeds from sale of financial instruments at FVTPL	80,709	154,254
Purchases of financial instruments at FVTPL	(57,280)	(101,377)
Net change in receivables and other assets	(66)	(6)
Net change in accounts payables and accrued liabilities	989	(2,923)
Net cash inflow from operating activities	51,860	121,448

The Fund's entire cash and cash equivalents are comprised of cash held at banks as at 30 June 2023 and 30 June 2022.

14 Operating segments

The Fund is organised into one main operating segment with only one key function, being the investment of funds in income generating alternative credit investments. The Fund has access to global credit opportunities sourced through proprietary KKR channels and invests into KKR Managed Funds, which are generally open to institutional investors. It expects to earn revenue through investment income distributions from the KKR Managed Funds.

15 Significant events during the year

On 9 August 2022, the EDL Euro Fund issued a capital call notice to the Fund in the amount of €23.4 million. The Fund redeemed \$22.0 million (US Dollars) of its investment in the Access Fund PPN and funded the capital call on 22 August 2022.

On 25 October 2022, the EDL Euro Fund issued a capital call notice to the fund in the amount of €11.7 million. The Fund redeemed \$11.5 million (US Dollars) of its investment in the Access Fund PPN and funded the capital call on 8 November 2022.

On 9 December 2022, the Fund has committed to invest €200.0 million in the KKR Lending Partners Europe III (Euro) SCSp (the "EDL III Euro Fund"). As at 30 June 2023, the Fund has not contributed capital to the EDL III Euro Fund and the full commitment remains outstanding.

On 14 December 2022, the EDL Euro Fund made a recallable distribution of €11.7 million that was immediately recalled and reinvested into the EDL Euro Fund by the Fund.

On January 23, 2023, Simone Mosse resigned as Director and Christopher Green was appointed as Director.

The DRP was suspended for the distributions declared during the year ended 30 June 2023 and 2022 until further notice.

During the year, the Fund bought back 10.5 million shares for a total of \$20.0 million.

There were no other significant events during the year.

16 Events occurring after the reporting period

The Directors are not aware of any event or circumstance since the end of the financial year not otherwise addressed within this report that has affected or may significantly affect the operations of the Fund, the results of those operations or the state of affairs of the Fund in subsequent years. The Fund continues to operate as a going concern.

17 Contingent assets and liabilities and commitments

There are no outstanding contingent assets or liabilities as at 30 June 2023. As at 30 June 2023, the remaining unfunded commitment to the EDL Euro Fund is €43.9 million (30 June 2022: €79.1 million) and the full commitment to the EDL III Euro Fund remains outstanding.

Directors' declaration

In the opinion of the Directors of The Trust Company (RE Services) Limited, the Responsible Entity of KKR Credit Income Fund:

- (a) the annual financial report and notes set out on pages 18 to 45 are in accordance with the *Corporations Act 2001*, including:
 - (i) complying with Australian Accounting Standards and Interpretations issued by the Australian Accounting Standards Board, the *Corporations Regulations 2001* and other mandatory professional reporting requirements; and
 - (ii) giving a true and fair view of the Fund's financial position as at 30 June 2023 and of its performance for the financial period ended on that date; and
- (b) there are reasonable grounds to believe that the Fund will be able to pay its debts as and when they become due and payable.
- (c) note 2(a) confirms that the financial statements comply with International Financial Reporting Standards as issued by the International Accounting Standards Board.
- (d) the directors have been given the declarations required by s.295A of the *Corporations Act 2001*.

This declaration is made in accordance with a resolution of the Directors of The Trust Company (RE Services) Limited.



Director

The Trust Company (RE Services) Limited

Sydney

30 August 2023

For personal use only

Independent Auditor's Report to the members of KKR Credit Income Fund

Report on the Audit of the Financial Report

Opinion

We have audited the financial report of KKR Credit Income Fund (the "Fund"), which comprises the statement of financial position as at 30 June 2023, the statement of profit or loss and other comprehensive income, the statement of cash flows and the statement of changes in equity for the year then ended, and notes to the financial statements, including a summary of significant accounting policies and other explanatory information, and the directors' declaration.

In our opinion, the accompanying financial report of the KKR Credit Income Fund is in accordance with the *Corporations Act 2001*, including:

- (i) giving a true and fair view of the Fund's financial position as at 30 June 2023 and of its financial performance for the year then ended; and
- (ii) complying with Australian Accounting Standards and the *Corporations Regulations 2001*.

Basis for Opinion

We conducted our audit in accordance with Australian Auditing Standards. Our responsibilities under those standards are further described in the *Auditor's Responsibilities for the Audit of the Financial Report* section of our report. We are independent of the KKR Credit Income Fund in accordance with the auditor independence requirements of the *Corporations Act 2001* and the ethical requirements of the Accounting Professional and Ethical Standards Board's APES 110 *Code of Ethics for Professional Accountants (including Independence Standards)* (the "Code") that are relevant to our audit of the financial report in Australia. We have also fulfilled our other ethical responsibilities in accordance with the Code.

We confirm that the independence declaration required by the *Corporations Act 2001*, which has been given to the directors of The Trust Company (RE Services) Limited (the "Responsible Entity"), would be in the same terms if given to the directors as at the time of this auditor's report.

We believe that the audit evidence we have obtained is sufficient and appropriate to provide a basis for our opinion.

Key Audit Matters

Key audit matters are those matters that, in our professional judgement, were of most significance in our audit of the financial report for the current period. These matters were addressed in the context of our audit of the financial report as a whole, and in forming our opinion thereon, and we do not provide a separate opinion on these matters.

Key Audit Matter	How the scope of our audit responded to the Key Audit Matter
<p>KKR Credit Income Fund's ("KKC") investment in Profit Participating Note ("Access Fund PPN") and KKR Lending Partners Europe II (Euro) Unlevered SCSp ("EDL Euro Fund")</p> <p>As disclosed in Note 2 and 5, the Fund's investments in the Access Fund PPN and EDL Euro Fund are recognised as financial assets at fair value through profit or loss at amounts of \$454.7m and \$320.8m, respectively.</p> <p>The Fund has exposure to the KKR Global Credit Opportunities Access Fund L.P. (the "Access Fund") via its investment in the Access Fund PPN. The Access Fund further invests in two special purpose vehicles:</p> <ul style="list-style-type: none"> - KKR GCOF Access Fund Funding L.P. ("Funding L.P.") which holds loans and bonds; and - KKR GCOF Access Fund Holding L.P. ("Holding L.P.") which holds structured credit assets and certain other assets. <p>Funding L.P. and Holding L.P. are collectively referred to as the "Access Fund SPVs".</p> <p>Further, the Fund is also invested in the EDL Euro Fund. The EDL Euro Fund invests primarily in originated senior loans to European corporate entities.</p> <p>The fair value of the Fund's investments in the Access Fund PPN and EDL Fund is based on the Access Fund's proportionate share of the net asset value(s) ("NAVs") of the Access Fund SPVs and EDL Euro Fund, respectively.</p> <p>Together, the Fund's investment in the Access Fund PPN and EDL Euro Fund represents 101.80% of the net asset value of KKC.</p> <p>The Access Fund SPVs and the EDL Euro Fund underlying investment portfolios represent the most significant driver of their respective NAVs.</p>	<p>Our procedures included, but were not limited to:</p> <ul style="list-style-type: none"> • obtaining and evaluating the independent reasonable assurance control reports provided by the Fund's administrator; • assessing relevant controls in place at the Fund's administrator in relation to the valuation of the Access Fund PPN and EDL Euro Fund, including assessing the impact of any deviations noted within the independent reasonable assurance control reports; • obtaining an understanding of the terms of the Access Fund PPN 'Issuing and Purchase Agreement' and assessing whether the fair value methodology is consistent with these terms; • confirming that there have been no changes to the terms of the Limited Partnership Agreement of KKR Lending Partners Europe II (Euro) Unlevered SCSp; • recalculating the fair value of Fund's investment in the Access Fund PPN based on the Access Fund's proportionate share of the net asset value(s) of the Access Fund SPVs; • recalculating the fair value of Fund's investment in the EDL Euro Fund based on the Fund's proportionate interest in the net asset value of the EDL Euro Fund; • reperforming a reconciliation of the investment balances, for both Access Fund PPN and EDL Euro Fund investment, for the year ended 30 June 2023, including purchases, sales, other relevant transactions; • confirming the PPN's face value at 30 June 2023, as recorded in the Fund's accounting records reconciles to an independent confirmation from the Fund's custodian; • confirming the Fund's interest in EDL Euro Fund at 30 June 2023, as recorded in the Fund's accounting records reconciles to an independent confirmation from the EDL Euro Fund's custodian; and • in respect of the Access Fund SPVs and EDL Euro Fund investments: <ul style="list-style-type: none"> - on a sample basis, agreeing the fair value of their underlying investments to an independent pricing source(s) or where an internal valuation is performed, engaging valuation specialists to review management's valuation work; and - on a sample basis, confirming the existence of their underlying investments through counterparty confirmations or performing alternative procedures where required. <p>We also assessed the appropriateness of the disclosures in relation to the investment in the Access Fund PPN and EDL Euro Fund as disclosed in Notes 3 and 5 to the Fund's financial statements.</p>

For personal use only

Other Information

The directors of the Responsible Entity (the “Directors”) are responsible for the other information. The other information comprises the information included in the KKR Credit Income Fund annual report for the year ended 30 June 2023 but does not include the financial report and our auditor’s report thereon.

Our opinion on the financial report does not cover the other information and we do not express any form of assurance conclusion thereon.

In connection with our audit of the financial report, our responsibility is to read the other information and, in doing so, consider whether the other information is materially inconsistent with the financial report or our knowledge obtained in the audit, or otherwise appears to be materially misstated. If, based on the work we have performed, we conclude that there is a material misstatement of this other information, we are required to report that fact. We have nothing to report in this regard.

Responsibilities of the Directors for the Financial Report

The directors of the Responsible Entity are responsible for the preparation of the financial report that gives a true and fair view in accordance with Australian Accounting Standards and the *Corporations Act 2001* and for such internal control as the directors determine is necessary to enable the preparation of the financial report that gives a true and fair view and is free from material misstatement, whether due to fraud or error.

In preparing the financial report, the directors are responsible for assessing the ability of KKR Credit Income Fund to continue as a going concern, disclosing, as applicable, matters related to going concern and using the going concern basis of accounting unless the directors either intend to liquidate KKR Credit Income Fund or to cease operations, or has no realistic alternative but to do so.

Auditor’s Responsibilities for the Audit of the Financial Report

Our objectives are to obtain reasonable assurance about whether the financial report as a whole is free from material misstatement, whether due to fraud or error, and to issue an auditor’s report that includes our opinion. Reasonable assurance is a high level of assurance but is not a guarantee that an audit conducted in accordance with the Australian Auditing Standards will always detect a material misstatement when it exists. Misstatements can arise from fraud or error and are considered material if, individually or in the aggregate, they could reasonably be expected to influence the economic decisions of users taken on the basis of this financial report.

As part of an audit in accordance with the Australian Auditing Standards, we exercise professional judgement and maintain professional scepticism throughout the audit. We also:

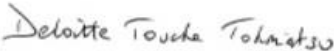
- Identify and assess the risks of material misstatement of the financial report, whether due to fraud or error, design and perform audit procedures responsive to those risks, and obtain audit evidence that is sufficient and appropriate to provide a basis for our opinion. The risk of not detecting a material misstatement resulting from fraud is higher than for one resulting from error, as fraud may involve collusion, forgery, intentional omissions, misrepresentations, or the override of internal control.
- Obtain an understanding of internal control relevant to the audit in order to design audit procedures that are appropriate in the circumstances, but not for the purpose of expressing an opinion on the effectiveness of KKR Credit Income Fund’s internal control.
- Evaluate the appropriateness of accounting policies used and the reasonableness of accounting estimates and related disclosures made by the directors.
- Conclude on the appropriateness of the directors’ use of the going concern basis of accounting and, based on the audit evidence obtained, whether a material uncertainty exists related to events or conditions that may cast significant doubt on KKR Credit Income Fund’s ability to continue as a going concern. If we conclude that a material uncertainty exists, we are required to draw attention in our auditor’s report to the related disclosures in the financial report or, if such disclosures are inadequate, to modify our opinion. Our conclusions are based on the audit evidence obtained up to the date of our auditor’s report. However, future events or conditions may cause KKR Credit Income Fund to cease to continue as a going concern.

- Evaluate the overall presentation, structure and content of the financial report, including the disclosures, and whether the financial report represents the underlying transactions and events in a manner that achieves fair presentation.

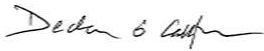
We communicate with the directors regarding, among other matters, the planned scope and timing of the audit and significant audit findings, including any significant deficiencies in internal control that we identify during our audit.

We also provide the directors with a statement that we have complied with relevant ethical requirements regarding independence, and to communicate with them all relationships and other matters that may reasonably be thought to bear on our independence, and where applicable, actions taken to eliminate threats or safeguards applied.

From the matters communicated with the directors, we determine those matters that were of most significance in the audit of the financial report of the current period and are therefore the key audit matters. We describe these matters in our auditor’s report unless law or regulation precludes public disclosure about the matter or when, in extremely rare circumstances, we determine that a matter should not be communicated in our report because the adverse consequences of doing so would reasonably be expected to outweigh the public interest benefits of such communication.



DELOITTE TOUCHE TOHMATSU



Declan O'Callaghan
Partner
Chartered Accountants
Sydney, 30 August 2023

For personal use only

KKR Credit Income Fund

ARSN 634 082 107

ASX Additional information

Additional information required by the Australian Stock Exchange Limited Listing Rules and not disclosed elsewhere in this report is as follows. The information is correct as at 31 July 2023 unless otherwise indicated.

A. Corporate Governance Statement

Refer to the Annual Report, page 8.

B. Substantial unitholders

There are no substantial unitholders.

C. Classes of units

Refer to the Annual Report, note 8, page 41.

D. Voting rights

Voting rights which may attach to or be imposed on any unit or class of units is as follows:

- (a) on a show of hands each unitholder has one vote; and
- (b) on a poll, each unitholder has one vote for each other of the value of the total interests they have in the Fund.

E. Distribution of units

Analysis of numbers of unitholders by size of holdings:

Holdings Ranges	Number of holders	Total units	Percentage
1-1,000	165	81,345	0.03
1,001-5,000	1,199	4,038,255	1.25
5,001-10,000	1,817	14,182,780	4.40
10,001-100,000	4,456	125,289,856	38.85
100,001 and 999,999,999	274	178,941,645	55.47
Totals	7,911	322,533,881	100.00

The number of unitholders holding less than a marketable parcel is 38 and they hold 1,446 units.

F. Twenty largest unitholders

The names of the twenty largest unitholders are listed below:

Unitholder	Number of units	Percentage
HSBC Custody Nominees (Australia) Limited	36,984,504	11.467
BNP Paribas Nominees PTY Limited <Hub24 Custodial Services Limited>	22,211,358	6.887
J P Morgan Nominees Australia	13,122,339	4.069
Netwealth Investments Limited <Wrap Services A/C>	9,845,351	3.053
CITICORP Nominees PTY LIMITED (GPO BOX 764G)	9,382,228	2.909
HSBC Custody Nominees (Australia) Limited - A/C 2	7,261,202	2.251
Global Value Fund Limited	5,407,110	1.676
Netwealth Investments Limited <Super Services A/C>	4,699,444	1.457
National Nominees Limited	3,490,177	1.082
CITICORP Nominees PTY Limited (DPSL A/c)	3,122,304	0.968
Mr David James Kelleher & Mrs Donna Gaye Kelleher	2,000,000	0.620
Safecorp Group Limited	1,625,624	0.504
Corp of The Tstees of The Roman Cath Arc	1,316,000	0.408
Tripel PTY LTD	1,298,760	0.403
Kanandah Retirement Limited	1,278,839	0.396
HSBC Custody Nominees (GPO BOX 5302)	1,151,784	0.357

For personal use only

Unitholder	Number of units	Percentage
Tatau Tatau Commercial Limited	1,103,240	0.342
BNP Paribas Nominees PTY Limited <IB AU Noms Retail Clients DRP>	959,062	0.297
Geat Incorporated <Geat-Preservation Fund A/C>	938,400	0.291
CTE Investmente PTY Limited	840,351	0.261
Total Securities of Top 20 Holdings	<u>128,038,077</u>	<u>39.698</u>

G. Stock Exchange Listing

The Fund's units are listed on the Australian Stock Exchange and are traded under the code KKC.

H. Voluntary escrow

There are no restricted units in the Fund or units subject to voluntary escrow.

I. Unquoted units

There are no unquoted units on issue.

J. Review of operations and activities for the Reporting Period

Refer to Directors' report at page 2 of the Annual Report.

K. On-market buyback

There was no buyback post year ended 30 June 2023.

L. Cash and Assets used

During the Reporting Period, the Fund invested in accordance with the investment objective and guidelines as set out in the latest Product Disclosure Statement of the Fund dated 19 September 2019 (as amended by the Supplementary Product Disclosure Statement dated 9 October 2019) and in accordance with the Fund's constitution dated 12 June 2019.

M. List of all investments held by the Fund at the balance date

Unlisted unit trust	Fair Value \$'000
KKR Global Credit Opportunities Access Fund L.P.	454,742,469
KKR Lending Partners Europe II (Euro) Unlevered SCSp	<u>320,785,646</u>
Total Unlisted unit trust	<u>775,528,115</u>

N. Investment transactions

There are no investment transactions post 30 June 2023 till 31 July 2023. There was no brokerage paid or accrued.

O. Total Management Fees paid or accrued during the Reporting Period

Refer to the Annual report, note 11, page 43.

For personal use only

DIRECTORY

RESPONSIBLE ENTITY

The Trust Company (RE Services) Limited

ABN 45 003 278 831

REGISTERED OFFICE

Level 18, Angel Place

123 Pitt Street

Sydney NSW 2000

DIRECTORS

Glenn Foster

Vicki Riggio

Phillip Blackmore (Alternate)

Christopher Green

COMPANY SECRETARIES

Gananatha Minithantri

Sylvie Dimarco

Claudia Rososinski

AUSTRALIAN SECURITIES EXCHANGE CODE

ASX:KKC

UNIT REGISTRY

Boardroom Pty Limited

Grosvenor Place

Level 12, 225 George Street

Sydney, NSW 2000

Australia

WEBSITE

www.kkcaustralia.com.au