



Level 36, 25 Martin Place  
Sydney NSW 2000 AUSTRALIA

General: +61 2 9235 4888  
Facsimile: +61 2 9235 4800  
Website: [www.magellangroup.com.au](http://www.magellangroup.com.au)  
ABN: 31 120 593 946  
AFSL: 304 401

28 August 2023

Company Announcements Office  
Australian Securities Exchange Limited  
Level 4, Exchange Centre  
20 Bridge Street  
Sydney NSW 2000

**ANNUAL REPORT  
FOR THE YEAR ENDED 30 JUNE 2023**

Magellan Global Fund ("MGOC" and "MGF") hereby lodges the following documents relating to the year ended 30 June 2023:

- Appendix 4E; and
- Annual Report incorporating the Chairman's Report, Responsible Entity's Report and Financial Statements.

Yours sincerely,

*Authorised by*  
**Marcia Venegas / Company Secretary**

For personal use only

# Appendix 4E

## Magellan Global Fund

ABN 18 387 878 844

### Annual Report

#### Results for Announcement to the Market for the year ended 30 June 2023

				30 Jun 2023 \$'000	30 Jun 2022 \$'000
Total Net Investment Income/(Loss)	Up by	247%	to	<b>2,116,495</b>	(1,443,486)
Operating Profit/(Loss)	Up by	214%	to	<b>1,936,574</b>	(1,695,118)

				30 Jun 2023 \$'000	30 Jun 2022 \$'000
Net Assets Attributable to Unitholders - Liability	Down by	(17%)	to	<b>9,780,821</b>	11,756,228

#### Net Asset Value ("NAV") Per Unit

				30 Jun 2023	30 Jun 2022
NAV per unit:	MGOC			<b>\$2.6376</b>	\$2.2786
NAV per unit:	MGF			<b>\$1.9335</b>	\$1.6588

#### Distributions

				Cents per unit
Interim distribution (paid 18 January 2023)	MGOC			<b>5.1000</b>
Interim distribution (paid 18 January 2023)	MGF			<b>3.6600</b>
Final distribution payable (paid 21 July 2023)	MGOC			<b>5.1100</b>
Final distribution payable (paid 21 July 2023)	MGF			<b>3.6900</b>

#### Final distribution dates:

Ex-distribution date:	3 July 2023
Record date:	4 July 2023

The Distribution Reinvestment Plan ("DRP") operated in respect of the MGOC distribution only. On 10 January 2022, MAM announced the suspension of the MGF DRP for distributions paid from taxable income with immediate effect. All MGF unit holders were paid distributions in cash on 18 January 2023 and 21 July 2023.

On 1 July 2022, MAM as Responsible Entity and sole unitholder terminated Magellan Global Equities Fund ("MGE"). From this date, MGE ceased to be a structured entity of the Fund.

Further details on the results are included in the Annual Report.

This report is based on the 30 June 2023 Annual Report which has been audited by Ernst & Young.



For personal use only

# Magellan Global Fund

---

## Annual Report

For the year ended 30 June 2023

ABN 18 387 878 844

# Contents

<b>Chairman's Report</b>	<b>3</b>
<b>Responsible Entity's Report</b>	<b>5</b>
<b>Auditor's Independence Declaration</b>	<b>9</b>
<b>Financial Statements</b>	
Statement of Profit or Loss and Comprehensive Income	10
Statement of Financial Position	11
Statement of Changes in Equity	12
Statement of Cash Flows	13
Notes to the Financial Statements	14
1. Basis of Preparation	14
2. Distributions to Unitholders	16
3. Cash and Cash Equivalents	17
4. Statement of Cash Flows Reconciliation	17
5. Receivables	17
6. Investments and Derivatives	18
7. Payables	21
8. Net Assets Attributable to Unitholders - Liability	22
9. Net Asset Value per Unit	24
10. Related Parties	25
11. Capital and Financial Risk Management	27
12. Segment Information	30
13. Structured Entities	30
14. Auditor's Remuneration	30
15. Contingent Assets, Contingent Liabilities and Commitments	31
16. Subsequent Events	31
<b>Directors' Declaration</b>	<b>32</b>
<b>Independent Auditor's Report</b>	<b>33</b>
<b>Unit and Option Holder Information</b>	<b>37</b>
<b>Corporate Information</b>	<b>40</b>

For personal use only

# Chairman's Report

for the year ended 30 June 2023

Dear Unitholders,

We are pleased to present the Annual Report for Magellan Global Fund (the "Fund"). The Fund is a managed investment scheme for which Magellan Asset Management Limited ("MAM") acts as both Responsible Entity and Investment Manager.

The Fund has two unit classes – an open-ended unit class (ASX: MGOC / APIR: MGE0001AU) and a closed-ended unit class (ASX: MGF). As at 30 June 2023, the Fund has total net assets of \$9.8 billion comprising \$7.0 billion in MGOC and \$2.8 billion in MGF.

Consistent with the Responsible Entity's stated intention to target a cash distribution yield of 4% per annum<sup>1</sup>, the Fund paid a cash distribution of 5.11 cents per MGOC unit (June 2022: 5.10 cents per unit) and 3.69 cents per MGF unit (June 2022: 3.66 cents per unit) in respect of the six months to 30 June 2023. The Fund paid total distributions of 10.21 cents per MGOC unit (June 2022: 10.20 cents per unit) and 7.35 cents per MGF unit (June 2022: 7.32 cents per unit) for the year ended 30 June 2023.

The Fund's portfolio is actively managed by MAM and aims to achieve attractive risk-adjusted returns over the medium to long term for unitholders, while reducing the risk of permanent capital loss. To achieve this objective, the Fund invests in a portfolio of between 20 and 40 high-quality global equity stocks, as assessed by MAM, and has the ability to manage equity market risk by holding up to 20% of its net assets in cash. The portfolio is currency unhedged.

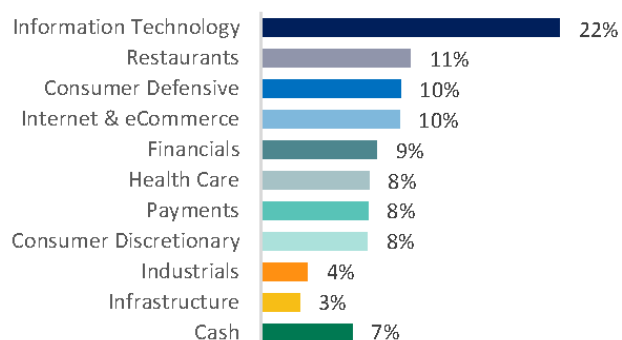
For the 12 months to 30 June 2023, the Fund returned for MGOC 20.6% and MGF 21.4%, net of fees. This compares with the return of the benchmark index (MSCI World Net Total Return Index (Australian Dollars)) of 22.4% over the same period. MGOC has delivered a return of 10.8% per annum net of fees since inception, compared with the benchmark index return of 7.6% per annum.

We take this opportunity to address holders of MGF Units and reiterate the Board's focus on the trading price of the closed class units and the discount to Net Asset Value ("NAV") per unit. I encourage you to read the recent 'Investor Update' letter from Magellan's CEO, David George, which touches on strategies in further detail. You can find this letter, released on 17 August 2023, on the ASX announcements platform at: <https://www.asx.com.au/markets/trade-our-cash-market/announcements.mgf>.

We encourage you to read Magellan's Year InReview 2023, our annual investor communication published in July each year, which shares a collection of thought-provoking investment perspectives from across the Magellan investment teams. You can access Year InReview 2023 at: <https://www.magellangroup.com.au/year-inreview-2023>. We also encourage you to read our monthly and quarterly Fund Reports which provide valuable insight into our investment strategies and portfolio managers' thoughts. These are released on ASX and can also be found on our website at: [www.magellangroup.com.au](http://www.magellangroup.com.au).

As per the 30 June 2023 Fund Update, the Fund consisted of investments in 30 companies, with the top 10 investments (listed below) representing 43.9% of the Fund. The Fund's cash position was 7% and was predominantly held in US Dollars. The Fund's industry exposure by source of revenues is highlighted below.

STOCK	SECTOR	%
Microsoft Corporation	Information Technology	6.0
Amazon.com Inc	Internet & eCommerce	5.5
Lowe's Co Inc	Consumer Discretionary	4.3
Apple Inc	Information Technology	4.1
SAP SE	Information Technology	4.1
Visa Inc	Payments	4.1
ASML Holding NV	Information Technology	4.0
Intuit Inc	Information Technology	4.0
Intercontinental Exchange Inc	Financials	3.9
Yum! Brands Inc	Restaurants	3.9
<b>TOTAL:</b>		<b>43.9</b>



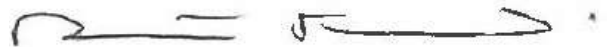
<sup>1</sup> 4% per annum of the average of the month-end NAV per unit over the two year rolling period ending on the last business day of the prior distribution period.

# Chairman's Report

for the year ended 30 June 2023

The following report contains relevant financial statements and information which we recommend you read carefully.

Yours sincerely,



**Robert Fraser**

Chairman

Sydney, 28 August 2023

For personal use only

# Responsible Entity's Report

for the year ended 30 June 2023

The Directors of Magellan Asset Management Limited (ABN 31 120 593 946) ("MAM"), the Responsible Entity of Magellan Global Fund (the "Fund") present their annual report on the Fund for the period ended 30 June 2023.

## 1. Directors

The following persons were Directors of MAM during the period and up to the date of this report:

		Appointed	Resigned
Robert Fraser	Chairman	23 April 2014	
David Dixon	Deputy Chairman and Non-Executive Director <sup>1</sup>	1 November 2022	
John Eales	Non-Executive Director	1 July 2017	
Andrew Formica	Non-Executive Director <sup>2</sup>	26 July 2023	
Colette Garnsey	Non-Executive Director	30 November 2020	
David George	Managing Director and Chief Executive Officer <sup>3</sup>	19 July 2022	
Hamish McLennan	Non-Executive Director	1 March 2016	
Kirsten Morton	Chief Operating Officer and Chief Financial Officer <sup>4</sup>	5 October 2018	3 July 2023
Karen Phin	Non-Executive Director	23 April 2014	20 October 2022

<sup>1</sup> Mr Dixon was appointed Deputy Chairman and Non-Executive Director on 1 November 2022.

<sup>2</sup> Mr Formica was appointed Non-Executive Director on 26 July 2023.

<sup>3</sup> Mr George was appointed Managing Director and Chief Executive Officer on 19 July 2022. Mr George was Chief Investment Officer from 17 October 2022 to 18 August 2023.

<sup>4</sup> Ms Morton resigned as Director on 3 July 2023.

## 2. Principal Activity

The Fund is a registered managed investment scheme, domiciled in Australia, with the principal place of business at Level 36, 25 Martin Place, Sydney, New South Wales 2000. MAM is both the Responsible Entity and the Investment Manager of the Fund.

The Fund is a single trust with two unit classes:

- an Open Class ("MGOC") whose units ("MGOC Units") are quoted on Australian Securities Exchange ("ASX") (ticker code: MGOC) under the AQUA Rules and provide investors with the ability to buy and sell units on the ASX or apply and redeem their investment directly with the Fund on a daily basis; and
- a Closed Class ("MGF") whose units ("MGF Units") are quoted on the ASX (ticker code: MGF) under the ASX Listing Rules.

MGF Options ("MGFO") ASX (ticker code: MGFO) were issued to eligible MGF unitholders on 1 March 2021 and can be exercised on business days between 10.00am (Sydney time) and 4.00pm (Sydney time) until 1 March 2024, at which time any unexercised MGFO will expire.

MAM, as Responsible Entity, is responsible for overseeing the operations of the Fund. As Investment Manager, MAM is responsible for selecting and managing the assets of the Fund. In addition, the Responsible Entity, on behalf of the Fund, may also provide trading liquidity on the ASX under the AQUA Rules by acting as a buyer and a seller of MGOC Units in the Fund. MAM has appointed an independent market participant to act as its agent to execute its market making activities.

The Fund invests in a portfolio of between 20 and 40 high quality global equity stocks. To achieve this MAM undertakes rigorous company research to identify what it assesses to be very high quality companies, with an evaluation of the macro-economic environment and a disciplined, risk controlled approach to portfolio construction. The Fund has utilised its cash and assets that it had at the time of admission in a way consistent with its investment objective to achieve attractive risk-adjusted returns over the medium to long term, while reducing the risk of permanent capital loss, as well as in accordance with its investment strategy detailed in the Explanatory Memorandum issued 21 October 2020 and Product Disclosure Statement ("PDS"), issued 16 December 2022.

## 3. Significant Changes in State of Affairs

There were no significant changes in the state of affairs of the Fund during the period.

# Responsible Entity's Report

for the year ended 30 June 2023

## 4. Review of Financial Results and Operations

### 4.1. Financial Results for the Period

The performance of the Fund, as represented by the results of its operations for the periods ended 30 June, was as follows:

	30 Jun 2023	30 Jun 2022
<b>Results</b>		
Total net investment income/(loss) (\$'000)	<b>2,116,495</b>	(1,443,486)
Total expenses (\$'000)	<b>(179,921)</b>	(251,632)
<b>Operating Profit/(Loss) (\$'000)</b>	<b>1,936,574</b>	(1,695,118)
<b>Finance Costs Attributable to Unitholders</b>		
Distributions to unitholders (\$'000)	<b>(407,055)</b>	(572,380)
(Increase)/decrease in net assets attributable to unitholders (\$'000)	<b>(1,529,519)</b>	2,267,498
<b>Profit/(Loss) (\$'000)</b>	<b>-</b>	<b>-</b>
<b>Distributions</b>		
MGOC distribution paid and payable (\$'000)	<b>299,603</b>	459,332
MGOC distribution paid and payable (CPU) <sup>1</sup>	<b>10.21</b>	10.20
MGF distribution paid and payable (\$'000)	<b>107,452</b>	113,048
MGF distribution paid and payable (CPU) <sup>1</sup>	<b>7.35</b>	7.32
<b>Unit Price (NAV Per Unit) MGOC (\$)<sup>2</sup></b>	<b>2.6376</b>	2.2786
<b>ASX Reported NAV Per Unit MGOC (\$)<sup>3</sup></b>	<b>2.6886</b>	2.3295
<b>Unit Price (NAV Per Unit) MGF (\$)<sup>2</sup></b>	<b>1.9335</b>	1.6588
<b>ASX Reported NAV Per Unit MGF (\$)<sup>3</sup></b>	<b>1.9704</b>	1.6954

<sup>1</sup> Cents per unit.

<sup>2</sup> The Net Asset Value ("NAV") per unit represents the net assets of each class of unit divided by the number of units on issue in that class at balance date (refer Note 9 to the Financial Statements).

<sup>3</sup> The NAV per unit reported to the ASX differs to the NAV per unit at balance date due to distributions payable and fee accruals.

Whilst the Fund's Distribution Reinvestment Plan ("DRP") was available to eligible unitholders of MGOC for the year ended 30 June 2023, the Responsible Entity suspended the DRP of MGF for the period ended 31 December 2021 onwards having regard to the best interests of DRP participants when considering the DRP price relative to the current market price of the Fund.

### Distribution Components

The Fund may attribute an estimate of net capital gains generated as a result of redemptions of MGOC Units and buy-backs of MGF Units to the unitholders of the relevant class. Net capital gains that are otherwise generated in the ordinary operations of the Fund, including as a result of portfolio management will be attributed between unit classes and unitholders on a proportionate basis.

Distribution components which can be found in the 'Our Funds' section of the Magellan Financial Group Limited ("MFG") website [www.magellangroup.com.au](http://www.magellangroup.com.au), are as follows:

	MGOC 31 Dec 2022 CPU	MGOC 30 Jun 2023 CPU	MGF 31 Dec 2022 CPU	MGF 30 Jun 2023 CPU	MGOC 31 Dec 2021 CPU	MGOC 30 Jun 2022 CPU	MGF 31 Dec 2021 CPU	MGF 30 Jun 2022 CPU
<b>Domestic Income</b>								
Interest	0.0002	0.0040	0.0001	0.0029	-	-	-	-
<b>Foreign Sourced Income</b>	0.0310	0.5658	0.0225	0.4147	0.2794	0.8602	0.4022	0.4723
Foreign income tax offsets	0.0082	0.5269	0.0058	0.3918	0.1220	0.3757	0.1756	0.2063
<b>Capital Gains</b>								
Discounted	5.0844	12.6714	3.6487	8.7697	2.4103	3.6578	1.6289	1.9133
AMIT CGT gross up amount	5.0844	12.6714	3.6487	8.7697	2.4103	3.6578	1.6289	1.9133
<b>Attribution Amount</b>	10.2082	26.4395	7.3258	18.3488	5.2220	8.5515	3.8356	4.5052
AMIT cost base net increase	(5.1000)	(20.8026)	(3.6600)	(14.2670)	-	(3.0758)	-	(0.6389)
<b>Tax Offsets</b>								
Foreign income tax offsets	(0.0082)	(0.5269)	(0.0058)	(0.3918)	(0.1220)	(0.3757)	(0.1756)	(0.2063)
<b>Cash Distribution</b>	5.1000	5.1100	3.6600	3.6900	5.1000	5.1000	3.6600	3.6600



# Responsible Entity's Report

for the year ended 30 June 2023

## 4.2. Total Indirect Cost Ratio

The ICR is the ratio of the Fund's actual management costs over the average portfolio value expressed as a percentage. Management costs, accrued within the Fund's unit prices on a daily basis, include management and performance fees but do not include transactional and operational costs such as brokerage or foreign withholding tax.

	MGOC 30 Jun 2023 %	MGF 30 Jun 2023 %	MGOC 30 Jun 2022 %	MGF 30 Jun 2022 %
Management fee	1.35	1.35	1.35	1.35
Performance fee <sup>1</sup>	0.09	0.14	-	-
<b>Total Indirect Cost Ratio</b>	<b>1.44</b>	<b>1.49</b>	1.35	1.35

<sup>1</sup> Performance fees are calculated on six monthly measurement periods ending on 30 June and 31 December of each calendar year. The performance fees component of the ICR is calculated on an accrual basis for each measurement period.

## 4.3. Performance Returns

The performance returns have been calculated using the redemption unit price for MGOC Units and NAV per unit for MGF Units, which are after fees and expenses, assuming the reinvestment of distributions. The returns are calculated daily, compounded to produce longer period returns.

	MGOC 30 Jun 2023 %	MGF 30 Jun 2023 %	MGOC 30 Jun 2022 %	MGF 30 Jun 2022 %
Growth return	15.8 <sup>1</sup>	16.6 <sup>2</sup>	(15.3) <sup>1</sup>	(14.1) <sup>2</sup>
Distribution return <sup>3</sup>	4.8	4.8	3.5	3.5
<b>Total Return</b>	<b>20.6<sup>4</sup></b>	<b>21.4<sup>5</sup></b>	(11.8) <sup>4</sup>	(10.6) <sup>5</sup>

<sup>1</sup> The Growth return is calculated daily as a percentage by dividing the unit price (ex-distribution) by the previous day's unit price (ex-distribution) minus 1; the daily Growth returns are then compounded to produce longer period returns.

<sup>2</sup> The Growth return is calculated daily as a percentage by dividing the NAV per unit (ex-distribution) by the previous day's NAV per unit (ex-distribution) minus 1; the daily Growth returns are then compounded to produce longer period returns.

<sup>3</sup> The Distribution return is calculated as a percentage by subtracting the Growth return from the Total return.

<sup>4</sup> The Total Return is calculated daily as a percentage by dividing the unit price (cum-distribution) by the previous day's unit price (ex-distribution) minus 1; the daily Total Returns are then compounded to produce longer period returns.

<sup>5</sup> The Total Return is calculated daily as a percentage by dividing the NAV per unit (cum-distribution) by the previous day's NAV per unit (ex-distribution) minus 1; the daily Total Returns are then compounded to produce longer period returns.

## 5. Strategy and Future Outlook

The Fund's investment objective is unchanged. The results of the Fund's operations will be affected by a number of factors, including the performance of investment markets in which the Fund invests. Therefore, investment performance is not guaranteed and future returns may differ from past returns. As investment conditions change over time, past returns should not be used to predict future returns.

The Fund provides daily unit prices, monthly Fund updates, quarterly portfolio disclosures and annual investor reports which can be found in the 'Our Funds' section of the MFG website, [www.magellangroup.com.au](http://www.magellangroup.com.au). Fund updates and investor reports include detailed discussions in relation to some investee companies from time to time along with general outlook commentary.

## 6. Interests in the Fund

The movement in units on issue in the Fund is disclosed in Note 8 to the Financial Statements.

## 7. Likely Developments and Expected Results of Operations

The Fund will continue to invest in companies and businesses in accordance with the investment strategies as set out in the Explanatory Memorandum and PDS.

The method of operating the Fund is not expected to change in the foreseeable future. However the results of the Fund's operations may be affected by a number of factors, including the performance of investment markets in which the Fund invests.

# Responsible Entity's Report

for the year ended 30 June 2023

## 8. Subsequent Events

On 25 July 2023, it was announced that Mr Andrew Formica was appointed as a Non-Executive Director with effect from 26 July 2023.

On 17 August 2023, it was announced that Mrs Deborah Page AM will be appointed as a Non-Executive Director with effect from 3 October 2023.

NAV moves as a result of a number of factors including movements in asset prices, exchange rates, options exercised, units bought back and unitholder subscriptions and redemptions. Asset prices move daily and daily unit prices are available on the MFG and ASX websites. Subsequent to balance date, as at 24 August 2023, the relevant information is as follows:

	MGOC	MGF
NAV per unit (\$)	2.6488	1.9444
Net asset value (\$'000)	6,698,708	2,779,934
Units ('000)	2,528,935	1,429,717

Subsequent to balance date and up until 24 August 2023:

- 38,000 MGFO have been exercised resulting in an additional 38,000 MGF Units being issued: and
- the Fund purchased on-market, and cancelled, 14,456,000 MGF Units, at a total cost of \$24,420,000.

Other than the above and items disclosed throughout this Responsible Entity's Report, there have been no matters or circumstances arising after the end of the period that have significantly affected, or may significantly affect, the Fund's operations, the results of its operations, or the Fund's state of affairs in future financial periods.

## 9. Indemnification and Insurance of Directors and Officers

The Directors and Officers of the Responsible Entity in office are insured to the extent permitted by law for losses, liabilities, costs and charges in defending any legal proceedings arising out of their conduct while acting in their capacity as Directors and Officers of the Responsible Entity, other than for conduct involving a wilful breach of duty in relation to the Responsible Entity.

During the period, MAM paid an insurance premium to insure the Directors and Officers of the Responsible Entity. The terms of the contract prohibit the disclosure of the premiums paid.

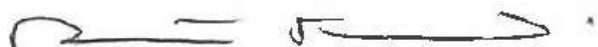
## 10. Rounding of Amounts

The Fund is of a kind referred to in the *ASIC Corporations (Rounding in Financial/Directors' Reports) Instrument 2016/191* and consequently amounts in the Responsible Entity's Report have been rounded to the nearest thousand dollars in accordance with that Legislative Instrument, or in certain cases, the nearest dollar.

## 11. Auditor's Independence Declaration

A copy of the Auditor's Independence Declaration as required under section 307C of the *Corporations Act 2001* is set out on page 9.

This report is made in accordance with a resolution of the Directors of the Responsible Entity.



**Robert Fraser**

Chairman

Sydney, 28 August 2023

For personal use only



Ernst & Young  
200 George Street  
Sydney NSW 2000 Australia  
GPO Box 2646 Sydney NSW 2001

Tel: +61 2 9248 5555  
Fax: +61 2 9248 5959  
ey.com/au

## Auditor's Independence Declaration to the Directors of Magellan Asset Management Limited as Responsible Entity for Magellan Global Fund

As lead auditor for the audit of Magellan Global Fund for the financial year ended 30 June 2023, I declare to the best of my knowledge and belief, there have been:

- a. No contraventions of the auditor independence requirements of the *Corporations Act 2001* in relation to the audit;
- b. No contraventions of any applicable code of professional conduct in relation to the audit; and
- c. No non-audit services provided that contravene any applicable code of professional conduct in relation to the audit.

For personal use only

**Ernst & Young**

**Clare Sporle**

Partner

Sydney, 28 August 2023

# Statement of Profit or Loss and Comprehensive Income

for the year ended 30 June 2023

	Note	30 Jun 2023 \$'000	30 Jun 2022 \$'000
<b>Investment Income</b>			
Dividend and distribution income		157,594	200,403
Interest income		20,886	863
Net change in fair value of investments		1,931,024	(1,717,791)
Net gain/(loss) on foreign exchange settlements, derivative contracts and cash		5,769	72,721
Other income		1,222	318
<b>Total Net Investment Income/(Loss)</b>		<b>2,116,495</b>	<b>(1,443,486)</b>
<b>Expenses</b>			
Management fees	10	143,454	215,850
Performance fees	10	10,927	104
Transaction costs		2,429	8,202
Withholding tax on dividends and distributions		23,111	27,476
<b>Total Operating Expenses</b>		<b>179,921</b>	<b>251,632</b>
<b>Operating Profit/(Loss)</b>		<b>1,936,574</b>	<b>(1,695,118)</b>
<b>Finance Costs Attributable to Unitholders</b>			
Distributions to unitholders	2	(407,055)	(572,380)
(Increase)/decrease in net assets attributable to unitholders	8	(1,529,519)	2,267,498
<b>Profit/(Loss)</b>		<b>-</b>	<b>-</b>
Other comprehensive income		-	-
<b>Total Comprehensive Income/(Loss)</b>		<b>-</b>	<b>-</b>

The above Statement of Profit or Loss and Comprehensive Income should be read in conjunction with the accompanying Notes to the Financial Statements.

For personal use only

# Statement of Financial Position

as at 30 June 2023

	Note	30 Jun 2023 \$'000	30 Jun 2022 \$'000
<b>Assets</b>			
Cash and cash equivalents	3	664,279	841,260
Receivables	5	33,940	58,552
Investments	6	9,311,621	11,179,975
<b>Total Assets</b>		<b>10,009,840</b>	12,079,787
<b>Liabilities</b>			
Distributions payable	2	188,684	262,342
Payables	7	40,335	61,217
<b>Total Liabilities</b>		<b>229,019</b>	323,559
<b>Net Assets Attributable to Unitholders - Liability</b>	8	<b>9,780,821</b>	11,756,228

The above Statement of Financial Position should be read in conjunction with the accompanying Notes to the Financial Statements.

For personal use only

# Statement of Changes in Equity

for the year ended 30 June 2023

Under Australian Accounting Standards, the Fund's net assets attributable to unitholders are classified as a liability. As a result the Fund has no equity for financial reporting purposes and there were no changes in equity at the start or end of the current or prior periods.

For personal use only

# Statement of Cash Flows

for the year ended 30 June 2023

	Note	30 Jun 2023 \$'000	30 Jun 2022 \$'000
<b>Cash Flows from Operating Activities</b>			
Dividends and distributions received (net of withholding tax)		142,355	162,481
Interest received		18,963	662
Other income received		1,226	318
Management and performance fees paid		(143,618)	(218,091)
Transaction costs paid		(2,429)	(8,202)
<b>Net Cash Inflow/(Outflow) from Operating Activities</b>	4	<b>16,497</b>	<b>(62,832)</b>
<b>Cash Flows from Investing Activities</b>			
Purchase of investments		(4,125,555)	(4,890,482)
Proceeds from sale of investments		7,916,703	8,861,802
Net foreign exchange gain/(loss)		23,284	77,615
<b>Net Cash Inflow/(Outflow) from Investing Activities</b>		<b>3,814,432</b>	<b>4,048,935</b>
<b>Cash Flows from Financing Activities</b>			
Receipts from issue of units		310,172	1,073,305
Payments for redemption of units		(3,865,022)	(4,614,206)
Distributions paid		(441,012)	(574,667)
<b>Net Cash Inflow/(Outflow) from Financing Activities</b>		<b>(3,995,862)</b>	<b>(4,115,568)</b>
<b>Net Increase/(Decrease) in Cash and Cash Equivalents</b>			
Cash and cash equivalents at the beginning of the period		841,260	960,771
Effect of exchange rate fluctuations on cash and cash equivalents		(12,048)	9,954
<b>Cash and Cash Equivalents at the end of the Period</b>	3	<b>664,279</b>	<b>841,260</b>

The above Statement of Cash Flows should be read in conjunction with the accompanying Notes to the Financial Statements.

For personal use only

# Notes to the Financial Statements

for the year ended 30 June 2023

## Overview

The Fund is a registered managed investment scheme. The Fund has two class of units: an Open Class ("MGOC") and a Closed Class ("MGF"). MGOC Units are quoted on the ASX (ticker code: MGOC) under the AQUA Rules; and MGF Units are listed on ASX (ticker code: MGF) under ASX Listing Rules (refer to Note 8).

The Fund was registered on 17 July 2007 and in accordance with the Fund's Constitution, commenced on the date that the first unit was issued, which was 1 July 2007. The Fund terminates on the earlier of the time provided by the Fund's Constitution or by law.

MAM (ABN 31 120 593 946) is the Responsible Entity of the Fund.

This financial report was authorised for issue by the Directors of the Responsible Entity on 28 August 2023. The Directors have the power to amend and reissue this financial report.

The Fund is considered a for-profit unit trust for the purpose of this financial report.

## 1. Basis of Preparation

This general purpose financial report is presented in Australian Dollars and has been prepared in accordance with the *Corporations Act 2001*, Australian Accounting Standards ("AASB") and Interpretations issued by the Australian Accounting Standards Board, other mandatory professional reporting requirements and the Fund's Constitution. The financial report also complies with International Financial Reporting Standards ("IFRS") as issued by the International Accounting Standards Board.

The Statement of Financial Position is presented on a liquidity basis. Assets and liabilities are presented in decreasing order of liquidity and are not distinguished between current and non-current. All material balances are expected to be recovered or settled within 12 months, except for financial assets and liabilities at fair value through profit or loss. These fair value assets and liabilities comprise mainly investments that are managed based on the economic circumstances at any given point in time as well as to meet any liquidity requirements. Consequently, the investments that may be realised within 12 months cannot be determined at balance date.

All amounts in the financial statements are rounded to the nearest thousand dollars (\$'000) or in certain cases, the nearest dollar, unless otherwise stated in accordance with the *ASIC Corporations (Rounding in Financial/Directors' Reports) Instrument 2016/191*.

### 1.1. Accounting Policies

The accounting policies adopted in the preparation of this financial report are contained within the notes to which they relate. The accounting policies adopted are consistent with those of the previous financial period. The Fund has not early adopted any accounting standard, interpretation or amendment that has been issued but is not yet effective at balance date.

### 1.2. Foreign Currency Translation

The functional and presentation currency of the Fund is the Australian Dollar, as determined in accordance with AASB 121 *The Effects of Changes in Foreign Exchange Rates*. Transactions denominated in foreign currencies are translated into Australian Dollars at the foreign currency exchange rate at the date of the transaction. Monetary assets and liabilities denominated in foreign currencies are translated to Australian Dollars at the foreign currency closing exchange rate at balance date.

Foreign currency exchange differences arising on translation, and realised gains and losses on disposals or settlements of monetary assets and liabilities are recognised in profit or loss. Non-monetary assets and liabilities denominated in foreign currencies that are measured at fair value are translated to Australian Dollars at the foreign currency closing exchange rates at the dates that the values were determined. Foreign currency exchange differences relating to monetary items, including cash and cash equivalents, are presented separately in profit or loss.



# Notes to the Financial Statements

for the year ended 30 June 2023

## 1.3. Investment Income

### *Dividend and Distribution Income*

Dividend and distribution income is recognised on the applicable ex-dividend/distribution date gross of withholding tax, which is recorded as an expense in profit or loss. Dividends and distributions received are presented net of withholding tax in the Statement of Cash Flows.

### *Net Change in Fair Value of Investments*

Realised and unrealised gains and losses on investments measured at fair value through profit or loss are recognised in the Statement of Profit or Loss and Comprehensive Income. The net change in fair value does not include dividend and distribution income.

### *Interest Income*

Interest income is recognised on an accrual basis using the effective interest rate method.

## 1.4. Expenses

All expenses are recognised in profit or loss on an accruals basis.

## 1.5. Income Tax

On 5 May 2016, the Attribution Managed Investment Trust ("AMIT") regime was established under the *Tax Laws Amendment (New Tax System for Managed Investment Trusts) Act 2016*. The AMIT regime allows Managed Investment Trusts that meet certain requirements to make an irrevocable choice to be an AMIT. The Fund elected into the AMIT regime effective 30 June 2018.

Under current income tax legislation, the Fund is not subject to income tax provided the Fund attributes the entirety of its taxable income to unitholders.

The Fund currently incurs withholding tax imposed by certain countries on investment income. Such income is recorded gross of withholding tax in profit or loss. The benefits of foreign withholding tax paid, and of imputation credits attaching to Australian franked dividends, are passed onto unitholders.

## 1.6. Goods and Services Tax

The Goods and Services Tax ("GST") incurred on the costs of various services provided to the Fund by third parties, such as custodial services and management fees, have been passed onto the Fund. The Fund qualifies for Reduced Input Tax Credits at a rate of 55%-75% and is also eligible to recover GST on offshore transactions. Management and performance fees and other expenses have been recognised in profit or loss net of the amount of GST recoverable from the Australian Taxation Office. Receivables and payables are stated inclusive of GST. The net amount of GST recoverable from, or payable to, the taxation authority is included in the Statement of Financial Position as a receivable or payable. Cash flows are included in the Statement of Cash Flows on a gross basis.

## 1.7. Critical Accounting Estimates and Judgements

The preparation of the Fund's financial statements required the Directors to make judgements, estimates and assumptions that affect the amounts reported in the financial statements. The Directors base their judgements and estimates on historical experience and various other factors they believe to be reasonable under the circumstances, but which are inherently uncertain and unpredictable. As a result, actual results could differ from those estimates.

Where listed equities have no active market the Directors determine fair value with reference to external observable information and conditions existing at balance date. Fair values may however move materially with movements in market prices (refer Note 11). As all investments for the period ended 30 June 2023 are valued with reference to the listed quoted prices and the Fund's cash is held at strongly rated financial institutions, the Fund's financial assets and liabilities are not subject to significant judgement or complexity.

For personal use only

# Notes to the Financial Statements

for the year ended 30 June 2023

## 2. Distributions to Unitholders

Distributions are determined by the Responsible Entity of the Fund and are payable as set out in the Fund's PDS. Distributable income includes capital gains arising from the disposal of financial assets and liabilities. Unrealised gains and losses on financial assets and liabilities that are recognised as income are transferred to net assets attributable to unitholders and are not assessable or distributable until realised. Net realised capital losses and tax losses are not distributed to unitholders but are retained to be offset against any realised capital gains and future assessable income respectively. The Responsible Entity may attribute an amount to a unitholder on redemption.

The distribution policy targets a cash distribution yield of 4% per annum, paid semi-annually each June and December. The Target Cash Distribution ("TCD") for each period will be determined by using the average of the month-end NAV per unit class over a two year rolling period ending on the last business day of the prior distribution period.

A distribution payable is recognised in the Statement of Financial Position where the distribution has been declared but remains unpaid at balance date.

Distributions for the periods ended 30 June are as follows:

	MGOC		MGF		Date Paid
	\$'000	CPU	\$'000	CPU	
<b>Period ended 30 June 2023</b>					
Interim distribution paid	<b>164,207</b>	<b>5.10</b>	<b>54,164</b>	<b>3.66</b>	<b>18 Jan 2023</b>
Final distribution payable	<b>135,396</b>	<b>5.11</b>	<b>53,288</b>	<b>3.69</b>	<b>21 Jul 2023</b>

	MGOC		MGF		Date Paid
	\$'000	CPU	\$'000	CPU	
<b>Period ended 30 June 2022</b>					
Interim distribution paid	251,948	5.10	58,090	3.66	19 Jan 2022
Final distribution payable	207,384	5.10	54,958	3.66	21 Jul 2022

On 6 July 2023, the Responsible Entity announced the TCD for the six month period ended 31 December 2023 will be 5.08 CPU for MGOC and 3.69 CPU for MGF.

### Distribution Reinvestment Plan

The Fund's DRP was available to eligible unitholders of MGOC during the period. Under the terms of the DRP, eligible unitholders of MGOC are able to elect to reinvest all or part of their cash distributions in additional MGOC Units, free of any brokerage or other transaction costs. MGOC units are issued and/or transferred to DRP participants at a price that is determined by MAM in accordance with the DRP Rules:

	MGOC		MGF <sup>1</sup>	
	31 Dec 2022	30 Jun 2023	31 Dec 2022	30 Jun 2023
DRP issue price (\$)	<b>2.2759</b>	<b>2.6375</b>	-	-
DRP unitholder participation rate (%)	<b>10.06</b>	<b>10.38</b>	-	-
Number of units issued under DRP ('000)	<b>7,251</b>	<b>5,322</b>	-	-
Value of units issued under DRP (\$'000)	<b>16,502</b>	<b>14,037</b>	-	-
DRP issue date	<b>18 Jan 2023</b>	<b>21 Jul 2023</b>	-	-

<sup>1</sup> On 10 January 2022, MAM announced the suspension of the MGF DRP with immediate effect. As such the December 2022 and June 2023 distributions were paid in cash only.

# Notes to the Financial Statements

for the year ended 30 June 2023

## 3. Cash and Cash Equivalents

	30 Jun 2023 \$'000	30 Jun 2022 \$'000
Cash at bank - denominated in Australian Dollars	28,274	39,619
Cash at bank - denominated in foreign currency:		
United States Dollars	635,346	801,479
Canadian Dollars	532	-
British Pounds	40	54
Euro	34	47
Swiss Francs	34	42
Hong Kong Dollars	19	19
<b>Total Cash and Cash Equivalents</b>	<b>664,279</b>	<b>841,260</b>

Cash comprises cash at bank. Cash equivalents are short-term highly liquid investments that are readily convertible to known amounts of cash and are subject to an insignificant risk of changes in value.

## 4. Statement of Cash Flows Reconciliation

	30 Jun 2023 \$'000	30 Jun 2022 \$'000
<b>Reconciliation of Cash Flows from Operating Activities</b>		
Net operating profit/(loss)	1,936,574	(1,695,118)
Net change in fair value of investments	(1,931,024)	1,717,791
Net (gain)/loss on foreign exchange settlements, derivative contracts and cash	(4,713)	(72,659)
Fee rebates reinvested into units in the Funds	1,393	2,599
Net (increase)/decrease in receivables and other assets	5,304	(8,971)
Net increase/(decrease) in payables and other liabilities	8,963	(6,474)
<b>Net Cash Inflow/(Outflow) from Operating Activities</b>	<b>16,497</b>	<b>(62,832)</b>
<b>Non-Cash Investing and Financing Activities</b>		
Fee rebates reinvested into units in the Fund	1,393	2,599
Distribution reinvested into units in the Fund	39,701	67,365

## 5. Receivables

	30 Jun 2023 \$'000	30 Jun 2022 \$'000
Recoverable GST and foreign withholding tax	24,618	28,737
Due from brokers - receivable for securities sold	5,456	24,295
Interest receivable	2,120	201
Dividend and distribution receivable	918	4,000
Applications receivable	688	1,083
Other receivable	140	236
<b>Total Receivables</b>	<b>33,940</b>	<b>58,552</b>

Receivables comprise amounts due from brokers for sales of assets unsettled at balance date, dividends and trust distributions declared but not yet received, and reclaimable taxes. They are recognised and carried at amortised cost using the effective interest rate method and adjusted for changes in foreign exchange rates where applicable. A provision is deducted from receivables for uncollectible amounts based on expected credit losses, if applicable. Expected credit losses are calculated as the difference between the contractual cash flows due in accordance with the contract and all the cash flows that the Fund expects to receive, discounted at an approximation of the original effective interest rate. The Fund applies the simplified approach for receivables whereby the loss allowance is based on lifetime expected credit losses at each balance date.

# Notes to the Financial Statements

for the year ended 30 June 2023

At balance date, the Fund's receivables, excluding recoverable GST and foreign withholding tax, were due within 0 to 30 days (June 2022: 0 to 30 days). Recoverable GST is due within 30 to 90 days (June 2022: 30 to 90 days). Foreign withholding tax is due within 2 to 4 years (June 2022: 2 to 4 years) depending on the jurisdiction. No amounts are impaired or past due at 30 June 2023 or 30 June 2022.

## 6. Investments and Derivatives

The Fund classifies its equity securities, derivative assets and derivative liabilities as financial assets and liabilities at fair value through profit or loss.

The Fund discloses the fair value measurements of financial assets and financial liabilities using a three-level fair value hierarchy to reflect the source of valuation inputs used when determining the fair value as follows:

- Level 1: quoted (unadjusted) prices in active markets for identical assets or liabilities. The fair value of these securities is based on the closing price for the security as quoted on the relevant exchange.
- Level 2: valuation techniques using observable inputs either directly (as prices) or indirectly (derived from prices). The fair value of derivatives is based on a discounted cash flow analysis using quoted market inputs (spot and forward rates, volatility) adjusted for specific features of the instruments and applied debit and credit valuation adjustments based on the Fund's, or the derivative counterparties' current credit worthiness.
- Level 3: valuation techniques using non-market observable inputs.

The Fund met the investment entity definition under AASB 10 Consolidated Financial Statements and as a result, units held in Magellan Global Trust ("MGG") and Magellan Global Equities Fund ("MGE") until termination on 10 June 2022 and 1 July 2022 respectively, were classified as financial assets at fair value through profit or loss. These units were categorised as level 2 and valued at NAV, the inputs of which were directly observable from published price quotations.

The Fund does not hold any level 3 assets. There have been no transfers between any of the three levels in the hierarchy during the period and the Fund's policy is to recognise transfers into and out of fair value hierarchy levels as at balance date.

	30 Jun 2023 \$'000	30 Jun 2022 \$'000
<b>Listed Equity Securities (Level 1)</b>		
United States	6,419,365	7,642,116
France	583,224	454,115
Switzerland	529,118	949,839
United Kingdom	497,865	1,021,579
Germany	409,387	320,290
Netherlands	401,807	362,787
Canada	281,714	-
Hong Kong	189,141	-
Spain	-	195,229
<b>Total Listed Equity Securities</b>	<b>9,311,621</b>	<b>10,945,955</b>
<b>Unlisted Investments (Level 2)</b>		
Units held in MGE and MGG <sup>1</sup>	-	234,020
<b>Total Unlisted Investments</b>	<b>-</b>	<b>234,020</b>
<b>Total Investments</b>	<b>9,311,621</b>	<b>11,179,975</b>

<sup>1</sup> MGG and MGE were terminated on 10 June 2022 and 1 July 2022 respectively (refer Note 13).

Financial assets and liabilities held at fair value through profit or loss are measured initially at fair value, which in the case of the Fund is the transaction price. Brokerage costs are expensed immediately in the profit or loss. Subsequent to initial recognition, all financial assets and liabilities classified at fair value through profit or loss are measured at fair value. Changes in fair value are recognised in profit or loss. The net change in fair value does not include dividend or distribution income.

Purchases and sales are recognised on trade date, being the date the Fund commits to purchase or sell the asset. Financial assets are derecognised when the contractual rights to the cash flows from the assets expire or are transferred. A transfer occurs when substantially all the risks and rewards of ownership are passed to a third party. Financial liabilities are derecognised when the obligation specified in the contract is discharged, cancelled or expired.

# Notes to the Financial Statements

for the year ended 30 June 2023

The fair value of equity securities traded in active markets is based on their quoted market prices at balance date without any deduction for estimated future selling costs. The quoted market price used for securities held by the Fund is the closing price for the security as quoted on the relevant stock exchange. If a quoted market price is not available on a recognised stock exchange or from a broker/dealer for non-exchange-traded financial instruments, the fair value of the instrument is estimated using valuation techniques including recent arm's length market transactions, reference to the current fair value of other instruments that are substantially the same, discounted cash flow techniques, option pricing models or any other valuation techniques commonly used by market participants.

Derivatives are contracts whose value is derived from one or more underlying price, index or other variable. Derivatives are included in the Statement of Financial Position as an asset when the fair value at balance date is positive and classified as a liability when the fair value at balance date is negative.

For personal use only

# Notes to the Financial Statements

for the year ended 30 June 2023

The equity securities, including stock exchange domicile, held by the Fund are:

	Domicile	30 Jun 2023 Holding	30 Jun 2022 Holding	30 Jun 2023 \$'000	30 Jun 2022 \$'000
Microsoft	United States	1,172,961	2,505,198	600,075	935,668
Amazon.com	United States	2,831,368	1,738,434	554,491	268,507
Lowe's	United States	1,259,673	1,311,063	427,114	333,023
Apple	United States	1,408,959	-	410,570	-
SAP	Germany	1,995,994	2,423,473	409,387	320,290
Visa Inc - Class A	United States	1,144,858	2,538,247	408,444	726,758
ASML Holdings NV	Netherlands	369,764	523,472	401,807	362,787
Intuit	United States	575,678	-	396,259	-
Intercontinental Exchange	United States	2,318,846	3,413,040	393,923	466,752
Yum! Brands	United States	1,891,815	3,170,586	393,767	523,367
MasterCard	United States	662,928	1,341,261	391,692	615,344
Chipotle Mexican Grill	United States	118,418	153,261	380,524	291,357
LVMH Moët Hennessy Louis Vuitton	France	259,023	180,245	366,377	159,404
McDonald's	United States	754,643	1,500,293	338,305	538,635
United Health Group	United States	421,007	-	303,993	-
Nestle	Switzerland	1,652,079	2,570,975	298,500	435,212
Brookfield	Canada	5,563,669	-	281,714	-
HCA Healthcare	United States	599,244	1,016,787	273,204	248,500
Diageo	United Kingdom	3,926,095	6,871,841	253,378	428,471
Reckitt Benckiser	United Kingdom	2,165,221	4,468,022	244,487	486,870
Trane Technologies	United States	828,378	-	238,016	-
Novartis	Switzerland	1,525,984	4,190,358	230,618	514,627
AIA Group	Hong Kong	12,473,362	-	189,141	-
Netflix	United States	263,813	-	174,577	-
WEC Energy	United States	1,294,131	1,378,395	171,553	201,733
Alphabet - Class C	United States	917,328	158,786	166,708	505,106
Pepsico	United States	498,701	828,036	138,766	200,684
Alphabet Class A	United States	757,806	54,054	136,272	171,305
Eversource Energy	United States	1,136,745	1,422,518	121,112	174,740
Safran	France	479,954	1,165,649	112,852	166,955
L'Oreal	France	148,560	255,185	103,995	127,756
US Bancorp	United States	-	5,116,926	-	342,443
Procter & Gamble	United States	-	1,610,266	-	336,712
Crown Castle International	United States	-	1,336,339	-	327,220
Meta Platforms - Class A	United States	-	1,076,993	-	252,549
Magellan Global Equities Fund	Australia	-	52,542,812	-	234,020 <sup>1</sup>
Amadeus IT Group	Spain	-	2,415,588	-	195,229
Xcel Energy	United States	-	1,765,895	-	181,713
Lloyds Banking Group	United Kingdom	-	142,175,580	-	106,238
<b>Total Investments</b>				<b>9,311,621</b>	<b>11,179,975</b>

<sup>1</sup> Investment in MGE consists of cash and receivables only.

During the period 5,543 listed security transactions were made, incurring brokerage costs of \$985,000.

# Notes to the Financial Statements

for the year ended 30 June 2023

## 7. Payables

	Note	30 Jun 2023 \$'000	30 Jun 2022 \$'000
Redemptions payable		<b>15,433</b>	24,755
Management fees payable	10	<b>11,950</b>	14,873
Performance fees payable	10	<b>11,886</b>	-
Due to brokers - payable for securities purchases		<b>1,062</b>	21,569
Other payables		<b>4</b>	20
<b>Total Payables</b>		<b>40,335</b>	61,217

Payables comprise trade creditors and accrued expenses owing by the Fund at balance date. Amounts due to brokers relating to the purchase of investments are usually settled between two and five days after trade date. Payables and accruals are recognised at amortised cost, using the effective interest rate method, at the point where the Fund becomes obliged to make payments in respect of the purchase of these goods and services.

At balance date, all payables mature in 0 to 90 days (June 2022: 0 to 90 days).

For personal use only

# Notes to the Financial Statements

for the year ended 30 June 2023

## 8. Net Assets Attributable to Unitholders - Liability

	Note	MGOC 30 Jun 2023 No. of Units '000	MGF 30 Jun 2023 No. of Units '000	MGOC 30 Jun 2022 No. of Units '000	MGF 30 Jun 2022 No. of Units '000
<b>Units on Issue</b>					
Opening balance		4,066,356	1,501,574	5,322,362	1,654,335
Units issued		631,382	-	1,245,248	-
Units issued on exercise of options	8.3	-	523	-	5,268
Units issued under DRP and management fee rebates		18,019	-	22,280	4,858
Units redeemed		(2,066,137)	-	(2,523,534)	-
Units bought back on-market and cancelled	8.5	-	(57,963)	-	(162,887)
<b>Units on Issue at the end of the Period</b>		<b>2,649,620</b>	<b>1,444,134</b>	<b>4,066,356</b>	<b>1,501,574</b>
<b>MGFO 2024 Options</b>					
Opening balance		-	1,063,389	-	1,068,657
Units issued from exercise of options		-	(523)	-	(5,268)
<b>Total MGFO 2024 Options at the end of the Period</b>		<b>-</b>	<b>1,062,866</b>	<b>-</b>	<b>1,063,389</b>

	Note	MGOC 30 Jun 2023 \$'000	MGF 30 Jun 2023 \$'000	MGOC 30 Jun 2022 \$'000	MGF 30 Jun 2022 \$'000
<b>Changes in Net Assets Attributable to Unitholders - Liability</b>					
Opening balance		9,265,437	2,490,791	14,314,543	3,193,435
Units Issued		308,849	-	1,056,947	-
Units issued on exercise of options	8.3	-	859	-	9,655
MFG contribution to offset dilutionary impact of options exercised		-	69	-	782
Units issued under DRP and management fee rebates		40,997	-	61,290	8,674
MFG contribution to offset dilutionary impact of MGF DRP Units issued		-	-	-	703
Units redeemed		(3,770,871)	-	(4,354,459)	-
Units bought back on-market and cancelled	8.5	-	(84,829)	-	(267,844)
Increase/(decrease) in net assets attributable to unitholders		1,144,147	385,372	(1,812,884)	(454,614)
<b>Net Assets Attributable to Unitholders at the end of the Period</b>		<b>6,988,559</b>	<b>2,792,262</b>	<b>9,265,437</b>	<b>2,490,791</b>

### 8.1. MGOC Units

#### *Entering and exiting the Fund*

Investors can enter or exit the Fund via buying/selling units on the ASX or by applications/withdrawals direct to/from the Responsible Entity. The method of entry into the Fund does not affect the method of exit from the Fund. The entry and exit price received and investment minimums are set out in the Fund's PDS that can be found in the 'Our Funds' section of the MFG website, [www.magellangroup.com.au](http://www.magellangroup.com.au).

Applications received for MGOC Units in the Fund are recorded net of entry fees. Redemptions from the Fund are recorded gross of exit fees. The Fund recognises MGOC Units issued or redeemed when settled, which is trade date.

Each MGOC Unit confers upon the unitholder an equal interest in the Fund and is of equal value to other units in the Open Class. An MGOC Unit does not confer upon the holder any interest in any particular asset or investment of the Fund.

For personal use only



# Notes to the Financial Statements

for the year ended 30 June 2023

The rights of MGOC unitholders are contained in the Fund's Constitution and include:

- the right to receive a distribution determined in accordance with the provisions of the Fund's Constitution;
- the right to attend and vote at meetings of unitholders;
- the right to participate in the termination and winding up of the Fund; and
- the right to redeem units, subject to restrictions disclosed in the Fund's PDS. Those restrictions may include where trading in units on the ASX are suspended for five consecutive business days. In this case, unitholders may apply to the Responsible Entity to make an off-market withdrawal of their investment from the Fund when the Fund is liquid. Where the Fund ceases to be liquid, units may only be withdrawn once an offer is made to all investors in the Fund in accordance with the Fund's Constitution.

There may be other circumstances where off-market withdrawals from the Fund are suspended for up to 28 days, including where:

- it is impracticable for the Responsible Entity, or the Responsible Entity is unable, to calculate the NAV of the Fund;
- the payment of withdrawal proceeds involves realising a significant portion of the Fund's assets which would, in the Responsible Entity's opinion, result in remaining investors bearing a disproportionate amount of capital gains tax or expenses, or suffering any other disadvantage or diminution of the value of units held;
- the Responsible Entity reasonably considers it would be in the interests of investors, or it is otherwise permitted by law; or
- the Responsible Entity receives withdrawal requests of an aggregate value that in its reasonable estimate exceeds 5% of the Fund's assets.

## 8.2. MGF Units

MGF Units are listed on the ASX. Each MGF Unit confers upon the unitholder an equal interest in the Fund and is of equal value to other units in the Closed Class. An MGF Unit does not confer upon the holder any interest in any particular asset or investment of the Fund. The rights of MGF unitholders are contained in the Fund's Constitution and include:

- the right to receive a distribution determined in accordance with the provisions of the Fund's Constitution;
- the right to attend and vote at meetings of unitholders; and
- the right to participate in the termination and winding up of the Fund.

Redemption of MGF Units is not permitted while the Fund is listed on the ASX.

## 8.3. MGF Options

Each MGFO was granted for no consideration and allotted on 1 March 2021. MGFO are listed on the ASX.

Each MGFO has an exercise price of 92.5% of the estimated NAV per MGF Unit, for the previous day, that is published by MAM, on the website, prior to commencement of ASX trading on the date that the MGFO is exercised. In accordance with the terms of the MFG Equity Commitment Deed, MFG will bear the economic cost associated with the 7.5% discount each time an MGFO is exercised. MGF Units issued on exercise of MGFO are ranked equally with all other MGF Units.

MGFO have a three year term. Each MGFO can be exercised on business days between 10.00am (Sydney time) on 1 June 2021 and 4.00pm (Sydney time) until 1 March 2024, at which time any unexercised MGFO will expire.

MGFO holders do not have the right to participate in offers made to MGF Unitholders until the MGFO are exercised and are not entitled to distributions unless exercised before the relevant distribution record date.

Amounts recoverable from MFG in respect of future MGFO exercised are contingent assets that are not recognised at balance date. It is not practical to estimate the future amount receivable by the Fund as there is uncertainty to the number of MGFO conversions and the MGF NAV per unit at the time of each conversion.

During the period 523,000 MGFO have been exercised resulting in an additional 523,000 MGF Units being issued.

Subsequent to balance date and up until 24 August 2023, 38,000 MGFO have been exercised resulting in an additional 38,000 MGF Units being issued.

## 8.4. Distribution Reinvestment Plan

Refer to Note 2 for details on the DRP.

# Notes to the Financial Statements

for the year ended 30 June 2023

## 8.5. MGF Unit On-Market Buy-back

On 19 October 2021, MAM announced its intention to undertake an on-market buy-back of MGF Units for a 12 month period which was extended, on 29 November 2022, to 29 November 2023. During the period ended 30 June 2023, the Fund purchased on-market, and cancelled, 57,963,000 MGF Units, at a total cost of \$84,829,000 representing an average price of \$1.46 per MGF Unit. Subsequent to balance date and up until 24 August 2023, the Fund purchased on-market, and cancelled, 14,456,000 MGF Units, at a total cost of \$24,420,000.

## 9. Net Asset Value per Unit

The NAVs per unit represent the net assets of each class of unit, presented in aggregate in the Statement of Financial Position, at balance date divided by the number of units on issue in that class at balance date (refer Note 8).

	30 Jun 2023	30 Jun 2022
	\$	\$
NAV per unit MGOc	<b>2.6376</b>	2.2786
NAV per unit MGF	<b>1.9335</b>	1.6588

The NAV per unit at balance date may differ from the NAV per unit reported to the ASX due to distributions payable and fee accruals.

NAV moves as a result of a number of factors including movements in asset prices, exchange rates, options exercised, units bought back and unitholder subscriptions and redemptions. Asset prices move daily and daily unit prices are available on the MFG and ASX websites. Subsequent to balance date, as at 24 August 2023, the relevant information is as follows:

	MGOc	MGF
NAV per unit (\$)	<b>2.6488</b>	<b>1.9444</b>
Net asset value (\$'000)	<b>6,698,708</b>	<b>2,779,934</b>
Units ('000)	<b>2,528,935</b>	<b>1,429,717</b>

For personal use only

# Notes to the Financial Statements

for the year ended 30 June 2023

## 10. Related Parties

### Responsible Entity

The Responsible Entity of the Fund is MAM. MAM is a wholly-owned subsidiary of MFG (ASX code: MFG), the immediate and ultimate parent entity of the Responsible Entity and both are considered to be related parties of the Fund.

### Key Management Personnel

Key management personnel ("KMP") are those persons or corporate entities who have authority and responsibility for planning, directing and controlling the activities of the Fund. The Responsible Entity is responsible for managing the activities of the Fund and is considered to be a KMP. The Fund does not employ personnel in its own right.

The Directors of MAM are considered to be KMP. The Directors of MAM during the period and up to the date of this report are: Mr David Dixon (appointed 1 November 2022), Mr John Eales, Mr Andrew Formica (appointed 26 July 2023), Mr Robert Fraser, Ms Colette Garnsey, Mr David George (appointed 19 July 2022), Mr Hamish McLennan, Ms Kirsten Morton (resigned 3 July 2023) and Ms Karen Phin (resigned 20 October 2022). The Fund did not pay any compensation to the Directors of the Responsible Entity.

### Responsible Entity Fees

Compensation is paid to the Responsible Entity in the form of fees as follows:

#### Management Fees

The Responsible Entity is entitled to receive management fees from the Fund for managing the assets of the Fund. The management fee is 1.35% per annum (excluding GST) of the value of the Fund, calculated daily. The Responsible Entity pays operating expenses of the Fund, such as audit and tax compliance fees, distribution costs, investor reporting, custody and fund administration costs. Management fees are calculated daily based on the NAV of each class of unit, before fees. Management fees are payable in arrears at the end of each month. Estimated fees are reflected in the NAV of each unit class of the Fund.

#### Performance Fees

Performance fees are calculated on six monthly calculation periods ending on 30 June and 31 December of each year. The Responsible Entity is entitled to Performance fees of 10% of excess return of the Fund above the higher of the index relative hurdle and the absolute return hurdle, subject to exceeding the applicable high watermark and an overall cap. Performance fees crystallise at the end of a calculation period, or when units are redeemed, subject to a performance fee entitlement existing at the date of redemption. The estimated NAV of each unit class of the Fund includes a performance fee accrual equal to the amount that would be payable if it were the end of a calculation period. Further detail of the performance fees can be found in the PDS and Explanatory Memorandum.

#### Total Management and Performance Fees

The fees paid/payable by the Fund are net of any applicable reduced input tax credits (refer Note 1.6). The management and performance fees paid/payable by the Fund are as follows:

	MGOC 30 Jun 2023 \$	MGF 30 Jun 2023 \$	MGOC 30 Jun 2022 \$	MGF 30 Jun 2022 \$
Management fees	108,103,089	35,350,980	174,796,549	41,053,878
Performance fees	7,364,435	3,562,234	91,937	11,976
<b>Total Fees Expensed in the Statement of Profit or Loss and Comprehensive Income</b>	<b>115,467,524</b>	<b>38,913,214</b>	174,888,486	41,065,854
<b>Total Fees Payable in the Statement of Financial Position</b>	<b>16,545,990</b>	<b>7,290,296</b>	11,763,758	3,109,188

# Notes to the Financial Statements

for the year ended 30 June 2023

## Transactions with Related Parties

The number of units and MGFO held by each KMP, including their personally-related parties, in the Fund for the periods ended 30 June, are as follows:

	30 Jun 2022				30 Jun 2023			
	Acquired/ disposed Number <sup>1</sup>	Holding Number	%	Distribution paid/ payable \$ <sup>2</sup>	Acquired/ disposed Number <sup>1</sup>	Holding Number	%	Distribution paid/ payable \$ <sup>2</sup>
<b>MGOC Units</b>								
MFG	(10,658,054)	66,325,425	1.63	7,255,265	<b>(3,454,813)</b>	<b>62,870,612</b>	<b>2.37</b>	<b>6,419,089</b>
<b>Directors</b>								
Paul Lewis <sup>3</sup>	10,437	623,457	na	-	-	-	na	-
Brett Cairns <sup>4</sup>	1,335	71,751	na	-	-	-	na	-
<b>MGF Units/MGFO</b>								
MFG								
Units	17,999,911	41,399,902	2.76	2,450,861	<b>8,428,685</b>	<b>49,828,587</b>	<b>3.45</b>	<b>3,662,401</b>
MGFO	-	8,379,927	0.79	-	-	<b>8,379,927</b>	<b>0.79</b>	-
<b>Directors</b>								
Brett Cairns <sup>4</sup>								
Units	274	142,544	na	-	-	-	na	-
MGFO	-	96,598	<sup>5</sup>	-	-	-	na	-
John Eales								
Units	7,961	396,396	<sup>5</sup>	28,725	-	<b>396,396</b>	<sup>5</sup>	<b>29,135</b>
MGFO	-	235,377	<sup>5</sup>	-	-	<b>235,377</b>	<sup>5</sup>	-
Robert Fraser								
Units	5,348	266,241	<sup>5</sup>	19,293	-	<b>266,241</b>	<sup>5</sup>	<b>19,569</b>
MGFO	-	158,092	<sup>5</sup>	-	-	<b>158,092</b>	<sup>5</sup>	-
Paul Lewis <sup>3</sup>								
Units	-	1,048,196	na	-	-	-	na	-
MGFO	-	696,197	<sup>5</sup>	-	-	-	na	-
Hamish McLennan								
Units	2,371	118,026	<sup>5</sup>	8,553	-	<b>118,026</b>	<sup>5</sup>	<b>8,675</b>
MGFO	-	70,083	<sup>5</sup>	-	-	<b>70,083</b>	<sup>5</sup>	-
Kirsten Morton								
Units	936	46,610	<sup>5</sup>	3,378	-	<b>46,610</b>	<sup>5</sup>	<b>3,426</b>
MGFO	-	26,702	<sup>5</sup>	-	-	<b>26,702</b>	<sup>5</sup>	-
Karen Phin <sup>6</sup>								
Units	2,376	118,285	<sup>5</sup>	8,572	-	<b>118,285</b>	na	-
MGFO	-	70,237	<sup>5</sup>	-	-	<b>70,237</b>	na	-

<sup>1</sup> Includes DRP units allotted.

<sup>2</sup> Represents the interim distribution paid and final distribution payable for the period, comprising cash paid and DRP units issued.

<sup>3</sup> Holdings shown at date of resignation, 30 September 2021.

<sup>4</sup> Holdings shown at date of resignation, 6 December 2021.

<sup>5</sup> Less than 0.1%.

<sup>6</sup> Holdings shown at date of resignation, 24 October 2022.

Transactions between the Fund and related parties are subject to the same terms and conditions as those entered into by other unitholders. Unless specified above, no other KMP held units in the Fund.

## Other Transactions with Related Parties

	Note	30 Jun 2023 \$'000	30 Jun 2022 \$'000
Cash contribution from MFG to offset the dilutionary impact of MGFO exercised	8.3	<b>69</b>	782

# Notes to the Financial Statements

for the year ended 30 June 2023

## 11. Capital and Financial Risk Management

### Financial Risk Management

The Fund's investment portfolio primarily comprises listed equity investments. The investment objectives of the Fund are to achieve attractive risk-adjusted returns over the medium to long-term, whilst reducing the risk of permanent capital loss, in accordance with its investment strategy (as detailed in the current Product Disclosure Statement). The Fund's investing activities expose it to various types of risks including concentration risk, market risk, liquidity risk and credit risk.

Financial risk management is carried out under policies approved by the Responsible Entity. The risk management programme focuses on ensuring compliance with the Fund's Product Disclosure Statement and seeks to maximise the returns derived for the level of risk to which the Fund is exposed.

The following disclosures in relation to the various risks of the Fund's portfolio have been based on the Fund's direct holdings.

### Concentration Risk

Concentration risk indicates the relative sensitivity of the Fund's performance to developments affecting a particular industry or geographical location. The Fund holds a concentrated portfolio of investments, and the returns of the Fund may be dependent upon the performance of individual companies. The concentrated exposure may lead to increased volatility in the Fund's unit price, and also increases the risk of poor performance.

The Fund's concentration risk is managed in accordance with the portfolio risk controls for the Fund, which are approved by MAM's Investment Committee.

### Market Risk

Market risk is the risk that the fair value or future cash flows of financial instruments will fluctuate due to changes in market variables such as equity prices, foreign exchange rates, and interest rates.

### Equity Price Risk

Equity price risk is the risk that the fair value of equities decreases as a result of changes in market prices, whether those changes are caused by factors specific to the individual stock or factors affecting all instruments in the market. The size and diversification of the portfolio is sufficient to ensure the Fund's returns are not overly correlated to a single company, industry specific or macroeconomic risk but the returns of the portfolio are not expected to be perfectly correlated to any market or sector index. If equity markets as a whole rise or fall by 5%, the return of the Fund may increase or decrease by different amounts.

For illustrative purposes an increase of 5% in the market prices of each of the Fund's investments held at balance date, assuming all other variables remain constant, would have had the following impact on the Fund's net assets attributable to unitholders.

	30 Jun 2023 \$'000	30 Jun 2022 \$'000
Impact on net assets attributable to unitholders	465,581	558,999

A decrease of 5% in the market price of each of the Fund's investments would have had an equal but opposite effect on the Fund's net profit and net assets attributable to unitholders.

# Notes to the Financial Statements

for the year ended 30 June 2023

## Currency Risk

Currency risk is the risk that the fair value of financial assets and liabilities will fluctuate due to changes in foreign exchange rates. Assets and liabilities that the Fund may typically own and that can be affected by foreign exchange rate fluctuations include equities listed on foreign exchanges, cash, forward foreign currency contracts, outstanding broker settlements, and outstanding receipts of income from foreign companies.

The currency risk of the Fund is managed on an unhedged basis and therefore the returns of the Fund are exposed to changes in exchange rates relative to the Australian Dollar.

The Fund's total net exposure to fluctuations in foreign currency exchange rates at balance date is:

	30 Jun 2023 \$'000	30 Jun 2022 \$'000
Assets and liabilities denominated in:		
United States Dollars	7,047,090	8,457,867
Euro	1,395,161	1,312,006
Swiss Francs	547,073	973,251
British Pounds	496,843	1,022,130
Canadian Dollars	282,372	-
Hong Kong Dollars	189,161	19

For illustrative purposes the changes in net assets attributable to unitholders that would arise from a 5% increase or decrease in the Australian Dollar, at balance date, relative to each currency to which the Fund is exposed (based on assets and liabilities) are as follows:

	30 Jun 2023		30 Jun 2022	
	5% increase A\$'000	5% decrease A\$'000	5% increase A\$'000	5% decrease A\$'000
Assets and liabilities denominated in:				
United States Dollars	(335,576)	370,899	(402,756)	445,151
Euro	(66,436)	73,430	(62,476)	69,053
Swiss Francs	(26,051)	28,793	(46,345)	51,224
British Pounds	(23,659)	26,150	(48,673)	53,796
Canadian Dollars	(13,446)	14,862	-	-
Hong Kong Dollars	(9,008)	9,956	(1)	1

## Interest Rate Risk

Interest rate risk is the risk that the fair value of a financial instrument will fluctuate due to changes in market interest rates.

The primary exposure to interest rate movements arises on the Fund's cash balances. The value of cash balances is sensitive to the RBA and US Federal Reserve cash rate.

Interest rate movements have an insignificant impact upon the Fund's recorded net profit or equity.

## Market Making Risk

The Responsible Entity, on behalf of the Fund, may provide liquidity to investors on the ASX by acting as a buyer and seller of MGOC Units in the Fund. At the end of each business day, the Responsible Entity, on behalf of the Fund, may create or cancel units by applying for or redeeming its net position in units bought or sold on the ASX. The Responsible Entity has appointed an independent market participant to act as its agent to transact and facilitate settlement on its behalf.

Market making risk comprises:

- the risk that the market making agent makes an error in executing the Fund's market making services. If the market making agent does not fulfil its settlement processing obligations in a correct and timely manner, the Fund could suffer a loss; and

# Notes to the Financial Statements

for the year ended 30 June 2023

- the risk of an error in the execution of market making activities, or in the price at which units are transacted on the ASX. As many overseas stock exchange markets in which the Fund invests are closed during the ASX trading day, it is not possible for the Responsible Entity to hedge the Fund's market making activities. This may result in either a cost or a benefit to the Fund.

In order to mitigate this risk, the Responsible Entity, on behalf of the Fund, has the discretion to increase the spread at which it makes a market and also has the right to cease making a market subject to its obligations under the AQUA Rules and ASX Operating Rules.

## Liquidity Risk

Liquidity risk is the risk that the Fund will encounter difficulty in meeting obligations associated with financial liabilities on the due date or will be forced to sell financial assets at a value which is less than they are worth.

This risk is managed by the Fund maintaining sufficient cash reserves to meet its normal operating requirements and holding investments that are traded in active markets and can be readily disposed. The majority of the Fund's listed securities are considered readily realisable as they are listed on stock exchanges around the world. In addition, the Fund's Constitution and PDS allow the Responsible Entity to suspend capital withdrawals from the Fund for up to 28 days, at its discretion, if withdrawal requests would require the disposal of 5% or more of the Trust Property of the Fund, the payment of withdrawals would disadvantage remaining unitholders by imposing a disproportionate share of capital gains tax liabilities, or if the Responsible Entity reasonably considers it to be in the interests of remaining unitholders of the Fund.

At balance date, the Fund had an obligation to settle payables (including distribution payable) of \$229,019,000 (June 2022: \$323,559,000) within 30 days. The Fund had cash and receivables totalling \$698,219,000 (June 2022: \$899,812,000) to cover these liabilities.

## Credit Risk

Credit risk refers to the risk that a counterparty will fail to meet its contractual obligations resulting in financial loss to the Fund. Market prices generally take counterparty credit into account and therefore the risk of loss is implicitly provided for in the carrying value of financial assets and liabilities held at fair value.

The Fund's maximum exposure to credit risk is the carrying amount of all cash and cash equivalents, financial assets and receivables recognised in the Statement of Financial Position as well as the value of any financial commitments which the Fund would assume in the event of counterparty default.

## Assets Recognised at Balance Date

The Fund minimises concentrations of credit risk by undertaking transactions with numerous reputable brokers, and by ensuring cash balances are held with and managed by financial intermediaries with acceptable credit ratings as determined by a recognised rating agency. To further mitigate this risk, the credit rating and financial positions of the brokers used by the Fund are regularly monitored. Credit risk relating to outstanding settlements is considered low due to the short settlement periods involved.

The Fund is also exposed to the credit risk of The Northern Trust Company ("NT") which is the appointed custodian of the Fund. In acting as custodian, NT is required to comply with the relevant provisions of the *Corporations Act 2001*, applicable ASIC regulatory guides and class orders relating to registered managed investment schemes property arrangements with custodians. The credit quality of NT's long-term deposit/debt is rated at balance date, by Standard and Poor's as AA- and by Moody's as Aa2 (June 2022: Standard and Poor's as AA- and by Moody's as Aa2).

## Unrecognised Commitments

The Fund is exposed to credit risk in respect of the 7.5% discount MFG has committed to fund when MGF DRP Units are allotted or MGF Options are exercised (refer Notes 2 and 8.3 respectively). MAM, the Responsible Entity of the Fund, is a wholly-owned subsidiary of MFG, which disclosed net assets at 30 June 2023 of approximately \$1 billion and access to liquid investments of approximately \$422 million. Further, in February 2021, MFG increased the capacity available to it under a three-year Australian debt facility to \$150 million to ensure it had sufficient access to finance to meet its obligations under the Partnership Offer.



# Notes to the Financial Statements

for the year ended 30 June 2023

## 12. Segment Information

An operating segment is a distinguishable component of the Fund that is engaged in business activity from which the Fund earns revenues and incurs expenses, whose operating results are regularly reviewed by the Fund's chief operating decision maker in order to make decisions about the allocation of resources to the segment and assess its performance, and for which discrete financial information is available. The chief operating decision maker has been determined as the Chief Executive Officer.

The Fund's investments are managed on a single portfolio basis and in one business segment being equity investment, as well as in one geographic segment being Australia. The Fund continues to have foreign exposures as it invests in companies which operate internationally.

## 13. Structured Entities

A structured entity is an entity that has been designed so that voting or similar rights are not the dominant factor in deciding who controls the entity, and the relevant activities are directed by means of contractual arrangements. On 8 December 2020 the Fund acquired MGE and MGE became structured entities of the Fund.

In accordance with AASB 10 *Consolidated Financial Statements* the Fund meets the criteria as an investment entity and therefore is required to recognise subsidiaries that also qualify as investment entities at fair value through profit or loss. The Fund does not consolidate the structured entities it controls.

MAM as Responsible Entity and sole unitholder of MGG and MGE terminated the trusts on 10 June 2022 and 1 July 2022 respectively, from these dates the trusts ceased to be structured entities of the Fund.

The exposure to investments in unconsolidated structured entities at fair value is as follows:

	30 Jun 2023	30 Jun 2022
Financial assets at fair value (\$'000)	-	234,020
Interest held as a % of NAV	-	2.0
Gross distribution attributable (\$'000) <sup>1</sup>	-	991,207
Number of units disposed of during the period ('000)	52,543	846,235

<sup>1</sup> Distributions from MGG and MGE were attributed to the Fund rather than paid in cash.

## 14. Auditor's Remuneration

The following amounts were paid or payable by the Responsible Entity on behalf of the Fund for services provided by the auditor of the Fund, Ernst & Young Australia:

	30 Jun 2023	30 Jun 2022
	\$	\$
Fees for audit and review of statutory financial reports	28,770	27,510
Fees for audit related assurance services <sup>1</sup>	1,292	1,279
Fees for other services:		
Taxation compliance services <sup>2</sup>	7,900	7,900
<b>Total Auditor Remuneration</b>	<b>37,962</b>	<b>36,689</b>
<b>% of non-audit fees paid to auditor</b>	<b>24.2%</b>	<b>25.0%</b>

<sup>1</sup> Comprises review of ICR calculations.

<sup>2</sup> Comprises review of income tax returns and distribution calculations.

### Auditor Tenure

MAM as Responsible Entity or Trustee has appointed Ernst & Young as auditor. Ernst & Young is the auditor of all Funds where MAM is the Responsible Entity or Trustee. The external audit was last put out to tender in 2018, which aligned to the auditor's 10 year anniversary, and Ernst & Young was reappointed auditor (where relevant to a Fund that was formed prior to 2018) as it scored highest across all requirements and the Board of the Responsible Entity or Trustee was satisfied that appropriate safeguards were in place to ensure the required independence of Ernst & Young. Ms Clare Sporle has served as lead audit partner since August 2019. In accordance with the *Corporations Act 2001* the next rotation of the lead audit partner is planned to occur after the completion of the 30 June 2024 financial year audit.



# Notes to the Financial Statements

for the year ended 30 June 2023

## 15. Contingent Assets, Contingent Liabilities and Commitments

Other than the contingent assets in Notes 2 and 8.3, the Fund has no contingent assets, contingent liabilities or commitments at balance date (June 2022: nil).

## 16. Subsequent Events

On 25 July 2023, it was announced that Mr Andrew Formica was appointed as a Non-Executive Director with effect from 26 July 2023.

On 17 August 2023, it was announced that Mrs Deborah Page AM will be appointed as a Non-Executive Director with effect from 3 October 2023.

Other than the above and items disclosed throughout this financial report, there have been no matters or circumstances arising after the end of the period that have significantly affected, or may significantly affect, the Fund's operations, the results of its operations, or the Fund's state of affairs in future financial periods.

For personal use only

# Directors' Declaration

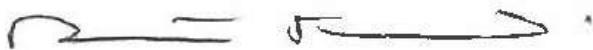
for the year ended 30 June 2023

In the Directors' opinion,

- a. the financial statements and notes set out on pages 10 to 31 are in accordance with the *Corporations Act 2001*, including:
  - i. giving a true and fair view of the financial position of the Fund as at 30 June 2023 and of its performance as represented by the results of its operations and cash flows for the period ended on that date; and
  - ii. complying with Australian Accounting Standards, the *Corporations Regulations 2001*, International Financial Reporting Standards (IFRS) as disclosed in Note 1, the *Corporations Regulations 2001* and other mandatory professional reporting requirements; and
- b. there are reasonable grounds to believe that the Fund will be able to pay its debts as and when they become due and payable.

This declaration has been made after receiving the declarations required to be made to the Directors in accordance with section 295A of the *Corporations Act 2001* for the year ended 30 June 2023.

This declaration is made in accordance with a resolution of the Directors of the Responsible Entity.



**Robert Fraser**  
Chairman

Sydney, 28 August 2023

For personal use only

## Independent auditor's report to the unitholders of Magellan Global Fund

### Report on the audit of the financial report

#### Opinion

We have audited the financial report of Magellan Global Fund (the Fund), which comprises the statement of financial position as at 30 June 2023, the statement of profit or loss and comprehensive income, statement of changes in equity and statement of cash flows for the year then ended, notes to the financial statements, including a summary of significant accounting policies, and the directors' declaration.

In our opinion, the accompanying financial report of the Fund is in accordance with the *Corporations Act 2001*, including:

- a. Giving a true and fair view of the Fund's financial position as at 30 June 2023 and of its financial performance for the year ended on that date; and
- b. Complying with Australian Accounting Standards and the *Corporations Regulations 2001*.

#### Basis for opinion

We conducted our audit in accordance with Australian Auditing Standards. Our responsibilities under those standards are further described in the *Auditor's responsibilities for the audit of the financial report* section of our report. We are independent of the Fund in accordance with the auditor independence requirements of the *Corporations Act 2001* and the ethical requirements of the Accounting Professional and Ethical Standards Board's APES110 *Code of Ethics for Professional Accountants (including Independence Standards)* (the Code) that are relevant to our audit of the financial report in Australia. We have also fulfilled our other ethical responsibilities in accordance with the Code.

We believe that the audit evidence we have obtained is sufficient and appropriate to provide a basis for our opinion.

#### Key audit matters

Key audit matters are those matters that, in our professional judgment, were of most significance in our audit of the financial report of the current year. These matters were addressed in the context of our audit of the financial report as a whole, and in forming our opinion thereon, but we do not provide a separate opinion on these matters. For each matter below, our description of how our audit addressed the matter is provided in that context.

We have fulfilled the responsibilities described in the *Auditor's responsibilities for the audit of the financial report* section of our report, including in relation to these matters. Accordingly, our audit included the performance of procedures designed to respond to our assessment of the risks of material misstatement of the financial report. The results of our audit procedures, including the procedures performed to address the matters below, provide the basis for our audit opinion on the accompanying financial report.

## 1. Investment existence and valuation

### Why significant

The Fund has a significant investment portfolio consisting primarily of listed equities. As at 30 June 2023, the fair values of these investments were 93.0% of the total assets of the Fund.

As detailed in Fund's accounting policy, described in Note 6 of the financial report, these financial assets are recognised at fair value through profit or loss in accordance with Australian Accounting Standards.

Pricing, exchange rates and other market drivers can have a significant impact on the value of these financial assets and the financial report, therefore the existence and valuation of the investment portfolio was a key audit matter.

### How our audit addressed the key audit matter

Our audit procedures included the following:

Assessed the effectiveness of the controls relating to the recognition and valuation of investments.

Obtained and assessed the assurance report on the controls of the Fund's administrator in relation to Fund Administration Services for the year ended 30 June 2023 and evaluated the auditor's qualifications, competence and objectivity and the results of their procedures.

Obtained third party confirmations of the balances of investment holdings, including cash accounts, at 30 June 2023.

Assessed the fair value of all listed investments in the portfolio held at 30 June 2023 by comparing to independently sourced market prices.

Assessed the adequacy of the disclosures in Note 6 and 11 of the financial report.

## 2. Management and performance fees

### Why significant

For the year ended 30 June 2023, management and performance fees totalled \$154m which equates to 85.8% of total expenses. Of this amount, performance fees (excluding GST recovered) totalled \$11m which equates to 6.1% of total expenses.

Management fees, paid to the investment manager, Magellan Asset Management Limited, are the most significant expense for the Fund.

The Fund's accounting policy for management and performance fees is disclosed in Note 10 of the financial report. All expenses are recognised on an accrual basis, with performance fees recognised in the financial report if the performance hurdles for the Fund have been met at the end of the relevant measurement period.

Due to the complexity of the performance fee arrangements this was considered to be a key audit matter.

### How our audit addressed the key audit matter

Our audit procedures included the following:

Assessed the effectiveness of the controls in relation to the calculation of management and performance fees.

Obtained and assessed the assurance report on the controls of the Fund's administrator in relation to Fund Administration Services for the period ended 30 June 2023 and evaluated the auditor's qualifications, competence and objectivity and results of their procedures.

Recalculated management fees in accordance with contractual arrangements.

Assessed the performance fee calculation, including testing the inputs into the calculation model, and assessed whether the calculation was in line with the relevant agreement.

Assessed the adequacy of the disclosures in Note 10 of the financial report.

### Information other than the financial report and auditor's report thereon

The directors are responsible for the other information. The other information comprises the information included in the Fund's 2023 annual report, but does not include the financial report and our auditor's report thereon.

Our opinion on the financial report does not cover the other information and accordingly we do not express any form of assurance conclusion thereon.

In connection with our audit of the financial report, our responsibility is to read the other information and, in doing so, consider whether the other information is materially inconsistent with the financial report or our knowledge obtained in the audit or otherwise appears to be materially misstated.

If, based on the work we have performed, we conclude that there is a material misstatement of this other information, we are required to report that fact. We have nothing to report in this regard.

### Responsibilities of the directors for the financial report

The directors of the Fund are responsible for the preparation of the financial report that gives a true and fair view in accordance with Australian Accounting Standards and the Corporations Act 2001 and for such internal control as the directors determine is necessary to enable the preparation of the financial report that gives a true and fair view and is free from material misstatement, whether due to fraud or error.

In preparing the financial report, the directors are responsible for assessing the Fund's ability to continue as a going concern, disclosing, as applicable, matters relating to going concern and using the going concern basis of accounting unless the directors either intend to liquidate the Fund or to cease operations, or have no realistic alternative but to do so.

### Auditor's responsibilities for the audit of the financial report

Our objectives are to obtain reasonable assurance about whether the financial report as a whole is free from material misstatement, whether due to fraud or error, and to issue an auditor's report that includes our opinion. Reasonable assurance is a high level of assurance, but is not a guarantee that an audit conducted in accordance with the Australian Auditing Standards will always detect a material misstatement when it exists. Misstatements can arise from fraud or error and are considered material if, individually or in the aggregate, they could reasonably be expected to influence the economic decisions of users taken on the basis of this financial report.

As part of an audit in accordance with the Australian Auditing Standards, we exercise professional judgment and maintain professional scepticism throughout the audit. We also:

- Identify and assess the risks of material misstatement of the financial report, whether due to fraud or error, design and perform audit procedures responsive to those risks, and obtain audit evidence that is sufficient and appropriate to provide a basis for our opinion. The risk of not detecting a material misstatement resulting from fraud is higher than for one resulting from error, as fraud may involve collusion, forgery, intentional omissions, misrepresentations, or the override of internal control.
- Obtain an understanding of internal control relevant to the audit in order to design audit procedures that are appropriate in the circumstances, but not for the purpose of expressing an opinion on the effectiveness of the Fund's internal control.
- Evaluate the appropriateness of accounting policies used and the reasonableness of accounting estimates and related disclosures made by the directors.
- Conclude on the appropriateness of the directors' use of the going concern basis of accounting and, based on the audit evidence obtained, whether a material uncertainty exists related to events or conditions that may cast significant doubt on the Fund's ability to continue as a going concern. If we conclude that a material uncertainty exists, we are required to draw attention in our auditor's report to the related disclosures in the financial report or, if such disclosures are inadequate, to modify our opinion. Our conclusions are based on the audit evidence obtained up to the date of our auditor's report. However, future events or conditions may cause the Fund to cease to continue as a going concern.
- Evaluate the overall presentation, structure and content of the financial report, including the disclosures, and whether the financial report represents the underlying transactions and events in a manner that achieves fair presentation.



We communicate with the directors regarding, among other matters, the planned scope and timing of the audit and significant audit findings, including any significant deficiencies in internal control that we identify during our audit.

We also provide the directors with a statement that we have complied with relevant ethical requirements regarding independence, and to communicate with them all relationships and other matters that may reasonably be thought to bear on our independence, and where applicable, actions taken to eliminate threats or safeguards applied.

From the matters communicated to the directors, we determine those matters that were of most significance in the audit of the financial report of the current year and are therefore the key audit matters. We describe these matters in our auditor's report unless law or regulation precludes public disclosure about the matter or when, in extremely rare circumstances, we determine that a matter should not be communicated in our report because the adverse consequences of doing so would reasonably be expected to outweigh the public interest benefits of such communication.

For personal use only

**Ernst & Young**

**Clare Sporle**  
Partner

Sydney, 28 August 2023

# Unit and Option Holder Information

for the year ended 30 June 2023

## Distribution of MGOC Unitholders

The distribution of MGOC unitholders of the Fund as at 16 August 2023 is as follows:

	Number of Holders	Number	Percentage on Issue %
1-1,000	1,412	684,373	0.03
1,001-5,000	3,609	10,772,587	0.42
5,001-10,000	3,833	28,780,074	1.13
10,001-100,000	11,843	344,555,986	13.51
100,001 and over	800	2,165,091,393	84.91
<b>Total</b>	<b>21,497</b>	<b>2,549,884,413</b>	<b>100.00</b>
Number of holders with less than a marketable parcel of units	163	11,063	

## Twenty Largest MGOC Unitholders

The names of the 20 largest MGOC Unitholders of the Fund as at 16 August 2023 are as follows:

	Number	Percentage on Issue %
BT Portfolio Services (Panorama A/C)	315,770,246	12.38
Citicorp Nominees ACF (2224440000)	297,428,787	11.66
The Trust Company (PTAL) (Cash A/C)	261,990,629	10.27
Bond Street Custodians (Portfolio Manager A/C)	249,347,313	9.78
The Trust Company (PTAL)	235,842,423	9.25
IOOF Investment Services ACF IIML ATF IPS Superfund	104,008,621	4.08
Asgard Capital Management (Asgard & IBS Holdings A/C)	100,621,147	3.95
Onepath Funds Management (Oneanswer - Perpetual International Share Trust)	65,906,885	2.58
Magellan Financial Group	62,870,612	2.47
Netwealth Investments (Wrap Services A/C)	56,395,038	2.21
Netwealth Investment (Super Services A/C)	52,553,172	2.06
IOOF Investment Services ACF IOOF Investor Directed Portfolio Service	21,584,790	0.85
HSBC Custody Nominees (Australia)	20,343,169	0.80
Future Generation Global Investment Company	16,391,616	0.64
FNZ Custodians	13,517,610	0.53
State Street Australia (Perpetual Wealthfocus Investment Advantage Fund)	11,580,018	0.45
BNP Paribas Nominees ACF AUI (LNMAGG)	10,467,192	0.41
IOOF (Wealthbuilder International Shares No.4)	8,199,653	0.32
GMF Custodian (Grinham Managed Futures Unit Trust)	7,585,062	0.30
BNP Paribas Nominees Hub24 Custodial Services LTD (DRP A/C)	6,718,722	0.27
<b>Total Units held by the 20 Largest Unitholders</b>	<b>1,919,122,705</b>	<b>75.26</b>
<b>Total Units on Issue</b>	<b>2,549,884,413</b>	

For personal use only

# Unit and Option Holder Information

for the year ended 30 June 2023

## Distribution of MGF Unitholders

The distribution of MGF unitholders of the Fund as at 16 August 2023 is as follows:

	Number of Holders	Number	Percentage on Issue %
1-1,000	2,254	1,116,084	0.08
1,001-5,000	6,365	18,216,566	1.27
5,001-10,000	5,404	40,124,987	2.80
10,001-100,000	19,194	609,635,958	42.47
100,001 and over	1,348	766,264,151	53.38
<b>Total</b>	<b>34,565</b>	<b>1,435,357,746</b>	<b>100.00</b>
Number of holders with less than a marketable parcel of units	561	66,786	

## Twenty Largest MGF Unitholders

The names of the 20 largest MGF Unitholders of the Fund as at 16 August 2023 are as follows:

	Number	Percentage on Issue %
HSBC Custody Nominees (Australia)	116,806,816	8.14
Citicorp Nominees	93,001,163	6.48
Magellan Financial Group	49,828,587	3.47
Nulis Nominees (Australia) (Navigator Master Plan A/C)	46,819,533	3.26
Netwealth Investments (Wrap Services A/C)	39,283,519	2.74
BNP Paribas Nominees Hub24 Custodial Services (DRP A/C)	35,870,971	2.50
Navigator Australia (MLC Investment A/C)	31,766,696	2.21
BNP Paribas Nominees NZ (DRP A/C)	13,030,228	0.91
Netwealth Investments (Super Services A/C)	11,491,986	0.80
IOOF Investment Services (IPS Superfund A/C)	8,296,633	0.58
HSBC Custody Nominees (Australia) -GSCO ECA	7,928,097	0.55
National Nominees	7,115,017	0.50
J P Morgan Nominees Australia	5,308,980	0.37
HSBC Custody Nominees (Australia) - (GSCO Customers A/C)	4,370,332	0.30
Neweconomy Company AU Nominees (900 A/C)	4,013,515	0.28
Hobson Wealth Custodians (Resident Cash Account)	3,621,877	0.25
Jetan	3,571,891	0.25
HSBC Custody Nominees (Australia) - (A/C 2)	3,209,636	0.22
Nota Bene Investments (Nota Bene Investment A/C)	2,833,333	0.20
HSBC Custody Nominees (Australia) - (GSI EDA)	2,150,000	0.15
<b>Total Units held by the 20 Largest Unitholders</b>	<b>490,318,810</b>	<b>34.16</b>
<b>Total Units on Issue</b>	<b>1,435,357,746</b>	

For personal use only



# Unit and Option Holder Information

for the year ended 30 June 2023

## Distribution of Option Holders

The distribution of MGFO holders of the Fund as at 16 August 2023 is as follows:

	Number of Holders	Number	Percentage on Issue %
1-1,000	3,868	1,911,822	0.18
1,001-5,000	10,448	30,084,159	2.83
5,001-10,000	7,906	57,755,869	5.43
10,001-100,000	16,238	393,321,879	37.01
100,001 and over	549	579,753,912	54.55
<b>Total</b>	<b>39,009</b>	<b>1,062,827,641</b>	<b>100.00</b>

## Twenty Largest Option Holders

The names of the 20 largest MGFO holders of the Fund as at 16 August 2023 are as follows:

	Number	Percentage on Issue %
Keybridge Capital	142,676,240	13.42
HSBC Custody Nominees (Australia)	91,795,282	8.64
Netwealth Investments (Wrap Services A/C)	40,688,417	3.83
Nulis Nominees (Australia) (Navigator Master Plan A/C)	22,672,244	2.13
BNP Paribas Nominees Hub24 Custodial Serv (DRP A/C)	19,845,920	1.87
Citicorp Nominees	19,129,385	1.80
Navigator Australia (MLC Investment A/C)	17,413,420	1.64
Generate Kiwisaver Public Trust Nominee (Generate Unit Trust Scheme)	10,458,198	0.98
Zachary Investments	9,000,000	0.85
Magellan Financial Group	8,379,927	0.79
IOOF Investment Services (IPS Superfund A/C)	6,321,542	0.59
Netwealth Investments (Super Services A/C)	6,118,870	0.58
Mrs Jolande Jantje Den Otter	4,740,625	0.45
Nelle Rett 1D	4,356,417	0.41
J P Morgan Nominees Australia	4,222,277	0.40
Mr John Corr	4,200,000	0.40
Thompson Group of Companies	3,407,500	0.32
Miss My Linh Hoac	3,146,873	0.30
BNP Paribas Nominees (Pitcher Partners DRP)	3,110,273	0.29
Mr Victor Siciliano (VS Family A/C)	3,000,000	0.27
<b>Total Units held by the 20 Largest Option Holders</b>	<b>424,683,410</b>	<b>39.96</b>
<b>Total Units on Issue</b>	<b>1,062,827,641</b>	

## Voting Rights

The voting rights attaching to each class of security are:

1. Each option/unitholder is entitled to vote in person, by proxy, by attorney or by representative;
2. On a show of hands, each option/unitholder has one vote; and
3. On a poll, each holder of an equity security has one (1) vote for each dollar of value of Closed Class Units, Open Class Units or MGF Options held. The value of Closed Class Units, Open Class Units and MGF Options will be determined based on the last sale price of the security on the ASX trading day immediately prior to the day the poll is taken.

In the case of joint holdings, only one joint holder may vote.

In accordance with the Constitution of the Fund, certain matters require the specific approval of a specific class of member.

The Closed Class Options (ASX: MGFO) confer a right to vote only to the extent the *Corporations Act 2001* requires and the extent of that right is to be determined in accordance with the *Corporations Act 2001*.

For personal use only

# Corporate Information

## Directors

Robert Fraser - Chairman  
David Dixon - Deputy Chairman  
John Eales AM  
Andrew Formica  
Colette Garnsey OAM  
David George - Chief Executive Officer and Managing Director  
Hamish McLennan

## Company Secretary of the Responsible Entity

Marcia Venegas

## Registered Office

Level 36, 25 Martin Place  
Sydney NSW 2000  
Telephone: 1800 6243 5526 (Australia), +61 2 9235 4888 (International)  
Fax: +61 2 9235 4800  
Email: [info@magellangroup.com.au](mailto:info@magellangroup.com.au)

## Website

<http://www.magellangroup.com.au>

## Auditor

Ernst & Young  
200 George Street  
Sydney NSW 2000

## Unit Registrar

Apex Fund Services  
Level 10/12 Shelly Street  
Sydney NSW 2000  
Telephone: 1300 127 780 (Australia), +61 2 8259 8566 (International), 0800 787 621 (New Zealand)  
Fax: +61 2 9247 2822  
Email: [magellanfunds@apexgroup.com](mailto:magellanfunds@apexgroup.com)

## Securities Exchange Listing

Australian Securities Exchange code:  
Open Class MGOC  
Closed Class MGF  
MGF options MGFO

## Corporate Governance Statement

The Corporate Governance Statement for the Fund can be found on the Magellan website at <http://www.magellangroup.com.au> under Reports and ASX releases for the Fund.

For personal use only