



LITHIUM PLUS MINERALS LTD

ABN 88 653 574 219

ANNUAL FINANCIAL STATEMENTS

**FOR THE YEAR ENDED
30 JUNE 2023**

For personal use only

Contents Page

TABLE OF CONTENTS

CORPORATE DIRECTORY	1
DIRECTORS REPORT	2
AUDITOR'S INDEPENDENCE DECLARATION.....	17
STATEMENT OF PROFIT AND LOSS AND OTHER COMPREHENSIVE INCOME	18
STATEMENT OF FINANCIAL POSITION	19
STATEMENT OF CHANGES IN EQUITY.....	20
STATEMENT OF CASH FLOWS.....	21
NOTES TO THE FINANCIAL STATEMENTS.....	22
DIRECTORS' DECLARATION	42
INDEPENDENT AUDIT REPORT	43
SHAREHOLDER INFORMATION.....	48

For personal use only

CORPORATE DIRECTORY

Directors

Bin Guo
Executive Chair

Jason Berton
Non-executive Director

Simon Kidston
Non-executive Director

George Su
Non-executive Director

Company Secretary

Robert Lees

**Registered Office &
Principal Place of Business**

Level 6, 18-22 Pitt Street
Sydney NSW 2000
Australia
Telephone: +61 2 8629 0666

Website: www.lithiumplus.com.au

Email: info@lithiumplus.com.au

Auditors

RSM Australia Partners
Level 13, 60 Castlereagh Street
Sydney, NSW 2000
Australia
Website: www.rsm.com.au

Share Registry

Automic Group
Level 5, 126 Phillip Street
Sydney NSW 2000
Australia
Website: www.automicgroup.com.au

Securities Exchange Listing

Lithium Plus Minerals Ltd – shares are listed on the Australian Securities Exchange

(ASX Code: LPM)

Corporate Governance Statement

<https://lithiumplus.com.au/corporate-governance/>

For personal use only

DIRECTORS REPORT

The Directors present their report on Lithium Plus Minerals Ltd (the Company) at the end of, or during, the period ended 30 June 2023.

Directors

The names and details of the Directors of Lithium Plus Minerals Ltd during the whole of the financial period and up to the date of this report, unless otherwise stated:

Bin Guo, Executive Chairman (appointed 10 September 2021)

Dr. Guo has more than 20 years of experience in the mining and financial industry. He has worked with SRK Consulting and CITIC Securities & Mining One Consultants, and has developed a wide range of technical and commercial knowledge. Dr Guo is the founder of Lithium Plus Pty Ltd, a lithium focused investment company, and was a non-executive director of North American Lithium Inc.

Dr. Guo holds a PhD in Geophysics and is a member of the Australian Institute for Mining and Metallurgy (AusIMM), the Australian Institute of Geoscientists (AIG) and the Australian Society of Exploration Geophysicists (ASEG).

The Board considers that Dr. Guo is not an independent director.

Jason Berton, Non-Executive Director (appointed 10 September 2021)

Dr. Berton is a structural geologist with over 20 years mining and exploration experience, and has worked for Homestake, Barrick, BHP Billiton and SRK Consulting. Dr Berton also has experience in private equity and is an experienced company director.

Dr. Berton holds a BSc (hons) and PhD in Geology and is a member of the Australian Institute for Mining and Metallurgy (AusIMM).

Dr. Berton is currently Managing Director for PolarX Limited (ASX: PXX) and a non-executive Director of Eastern Metals Ltd (ASX: EMS).

The Board considers that Dr. Berton is an independent director.

Simon Kidston, Non-Executive Director (appointed 10 September 2021)

Mr. Kidston has an investment banking background with almost 30 years global experience with groups such as Macquarie Bank, HSBC and Helmsec Global Capital Limited. During this period, he assisted companies grow by accessing capital, negotiating strategic relationships and acquisitions.

He has a Bachelor of Commerce degree from Griffith University, a Graduate Diploma in Applied Finance and Investment from the Securities Institute of Australia and is a Member of the Australian Institute of Company Directors

Mr. Kidston is a founding director of Genex Power Limited (ASX: GNX), one of the leading renewable energy companies listed on the ASX. He is also a non-executive director of QMinerals Limited (ASX: QML), QC Copper and Gold Inc (TSXV: QCCU).

The Board considers that Mr Kidston is an independent director.

LITHIUM PLUS MINERALS LTD

ABN 88 653 574 219

DIRECTORS REPORT (continued)

George Su, Non-Executive Director (appointed 10 September 2021)

Mr. Su has nearly 4 decades of business experience in the Asia-Pacific region and is currently the CEO and Managing Director of Richlink Australia, servicing ultra-high-net-worth Chinese investors. Mr Su is the former country head of the Australian operations of China's largest investment bank, CITIC Securities. Mr Su previously served as an independent director of Macquarie Bank's China property fund for 8 years. He acted as the managing director of China Venture Group Pte Ltd, a Singapore based venture group.

He served on the board of a couple of ASX listed companies in the past and is currently an independent director of YPB Group Ltd, an ASX listed technology company (ASX: YPB).

Mr. Su was born and educated in Beijing before completing his tertiary education in the United States. He holds a BA in Business Administration.

The Board considers that Mr Su is an independent director.

Robert Lees, CFO/Company Secretary (appointed 17 September 2021)

Mr. Lees is a CFO and Company Secretary with over 25 years' experience with public listed companies. He is currently Company Secretary of two ASX listed companies, AXP Energy Limited (ASX: AXP) and Oliver's Real Food Limited (ASX: OLI), and NSX listed company, Air Change International Limited (NSX: AC1).

Mr. Lees holds a Bachelor of Commerce degree from the University of Technology, Sydney and is a fellow of the Governance Institute of Australia (FGIA, FCG (CS)), a member of Chartered Accountants Australia and New Zealand (CA) and the Australian Institute of Company Directors (MAICD).

Directors Interests

Director	Directors' Interests in Ordinary Shares	Directors' Interests in Unlisted Options	Directors' Interests in Performance Rights
Bin Guo ¹	42,500,000	2,000,000	600,000
Jason Berton ²	1,500,000	1,500,000	600,000
Simon Kidston ³	1,200,000	1,500,000	600,000
George Su	800,000	1,000,000	600,000

¹ The Shares are held under Blue Pebble Capital Pty Ltd and Lithium Plus Pty Ltd, entities controlled by Dr Bin Guo. The Director Options and Performance Rights are held under Blue Pebble Capital Pty Ltd.

² The Shares, Director Options and Performance Rights are held under Orogen Investments Pty Ltd, an entity controlled by Dr Jason Berton.

³ The Shares, Director Options and Performance Rights are held under KFT Capital Pty Ltd, an entity controlled by Mr. Simon Kidston.

Directors' Meetings

The number of Directors' meetings held during the reporting period and the number of meetings attended by each Director is as follows:

BOARD MEETINGS		
Director	Meetings entitled to attend	Meetings attended
Bin Guo	8	8
Jason Berton	8	7
Simon Kidston	8	8
George Su	8	8

DIRECTORS REPORT (continued)

Principal activities

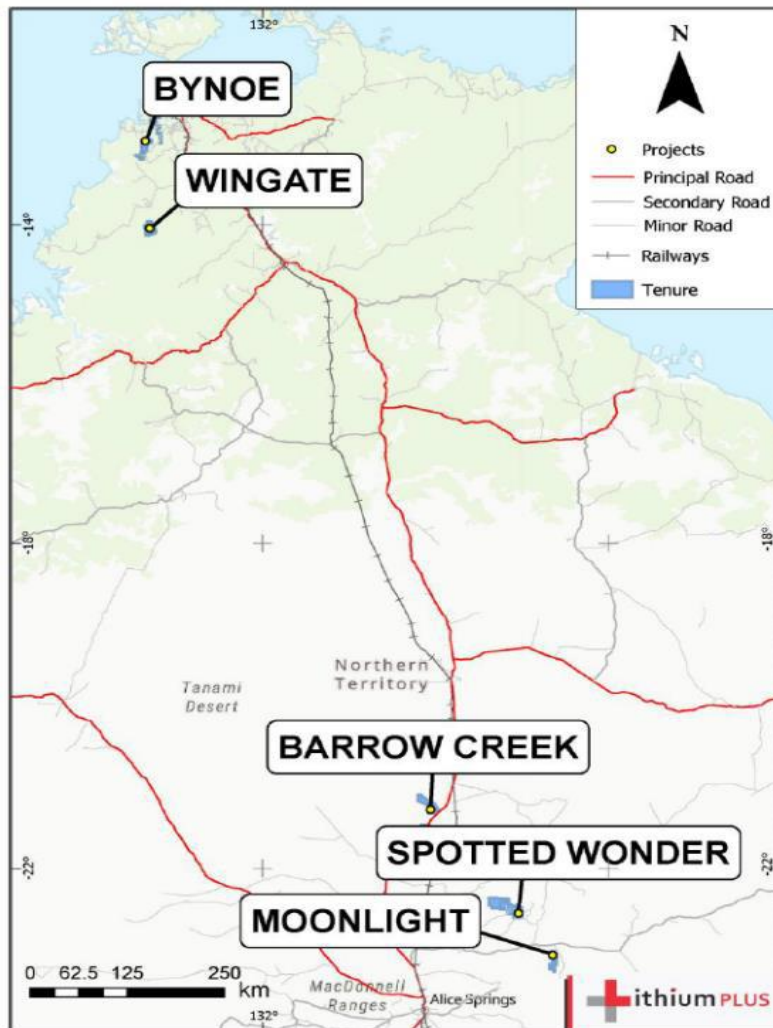
The Company was incorporated on 10 September 2021 to acquire and develop lithium projects.

The Company has nineteen confirmed Tenements located in the Northern Territory, Australia, which cover a portfolio of two Projects across 1,575 km².

- (a) in the Bynoe Project, the Bynoe and Wingate sub-Projects; and
- (b) in the Arunta Project, the Barrow Creek, Spotted Wonder and Moonlight sub-Projects.

Three further Tenements in connection with the Bynoe sub-Project are currently under application.

The Tenements were acquired from Lithium Plus Pty Ltd, a company related to Dr Bin Guo, in December 2021.



Results of Operations

The net loss after income tax for the financial period was \$1,851,343 (2022 \$489,804).

The Company's primary objective at the Bynoe Project and Arunta Project is to explore for, discover and plan development pathways for lithium resources. These areas have only recently been the focus of lithium exploration and are therefore underexplored with an obvious lack of drilling in zones of known lithium mineralisation.

Dividends

No dividends were paid during the period.

For personal use only

DIRECTORS REPORT (continued)

Review of Operations

Corporate

Securities issued

In the 2022/23 financial year, the Company issued 15,340,000 shares and 1,500,000 options. On 14 March 2023 the Company issued 240,000 shares at \$0.35 to a supplier and on 30 May 2023 the Company issued 15,100,000 shares at \$0.30 in a placement to professional and sophisticated investors. On 11 July 2022 the Company issued 500,000 Options expiring 30 June 2025 and exercisable on the payment of \$0.48 to Aetas and on 30 May 2023 the Company issued 1,000,000 Options expiring 31 May 2026 and exercisable on the payment of \$0.60 as part of Brokerage paid on the \$4.53m May 2023 placement.

Exploration

Lithium Plus's focus for exploration activities is the Bynoe Lithium project tenements EL31133 and EL31091.

In May 2023, the Company announced the commencement of its 2023 drilling program, with initial results from its first diamond hole BYLDD011 including intersection of 43m pegmatite interval (ASX announcement dated 30 May 2023).

Five (5) diamond drill holes for a total 2,291m have been completed at the Company's Lei Prospect (ASX Announcement dated 20 July 2023). This provided assay results for the Phase 3 diamond drilling program, with results returned for holes BYLD011, BYLD012, BYLD014 and BYLD015. Assay results for the first four deeper diamond holes of the current diamond drilling validate the visual observations of high-grade spodumene. Diamond holes BYLDD011, BYLDD012, BYLDD014 and BYLDD015 were planned to test the down plunge extensions of the primary Lei pegmatite body. All four holes intersected variable thickness of spodumene mineralised pegmatite below previous drilling and up to 500m below surface. Significant intersections include:

- + **40.0m @ 1.64% Li₂O** from 445.0m (BYLDD011), including:
 - 16m @ 2.17% Li₂O;
- + **23.5m @ 1.58% Li₂O** from 493.3m (BYLDD012), including:
 - 8m @ 2.05% Li₂O;
- + **15.0m @ 1.37% Li₂O** from 421.0m (BYLDD014); and
- + **39.0m @ 1.39% Li₂O** from 552.0m (BYLDD015):

These diamond holes extend the primary spodumene-bearing pegmatite body at Lei vertically to a depth of approximately 500m with high-grade mineralisation of up to approximately 20m true thickness.

These results, when combined with the results from the 2022 drilling program at Lei, provide for a robust geological model that demonstrates the type of down-plunge continuity of the pegmatite body that has been consistently demonstrated elsewhere in proximal pegmatites resources (e.g., Core Lithium Ltd.'s BP33 deposit). Grade is consistently high throughout the mineralised pegmatite, which remains open at depth.

Secondary Lei pegmatite

A second pegmatite occurrence identified during 2022 Phase 2 drilling is located approximately 160m east of the main Lei pegmatite. Mineralisation was observed in BYLDD004 from a 7.9m intersection (from 32.2m) into a shallow, highly weathered pegmatite (refer ASX announcement dated 1 February 2023). Follow up drilling in hole BYLDD009 successfully confirmed spodumene-bearing mineralisation near surface, returning 5.0m @ 0.51% Li₂O from 83m, including 1m @ 0.84% Li₂O.

The secondary Lei pegmatite was intersected in the upper parts of diamond holes BYLDD011, BYLDD012, BYLDD014 and BYLDD015. Encouragingly, all four holes intersected a narrow pegmatite body (<15m downhole thickness) of spodumene mineralised pegmatite. Visual observations of spodumene mineralisation in fresh intervals was supported by assay results.

Significant intersections include:

- + **5.0m @ 1.01% Li₂O** from 79.0m (BYLDD011), including:

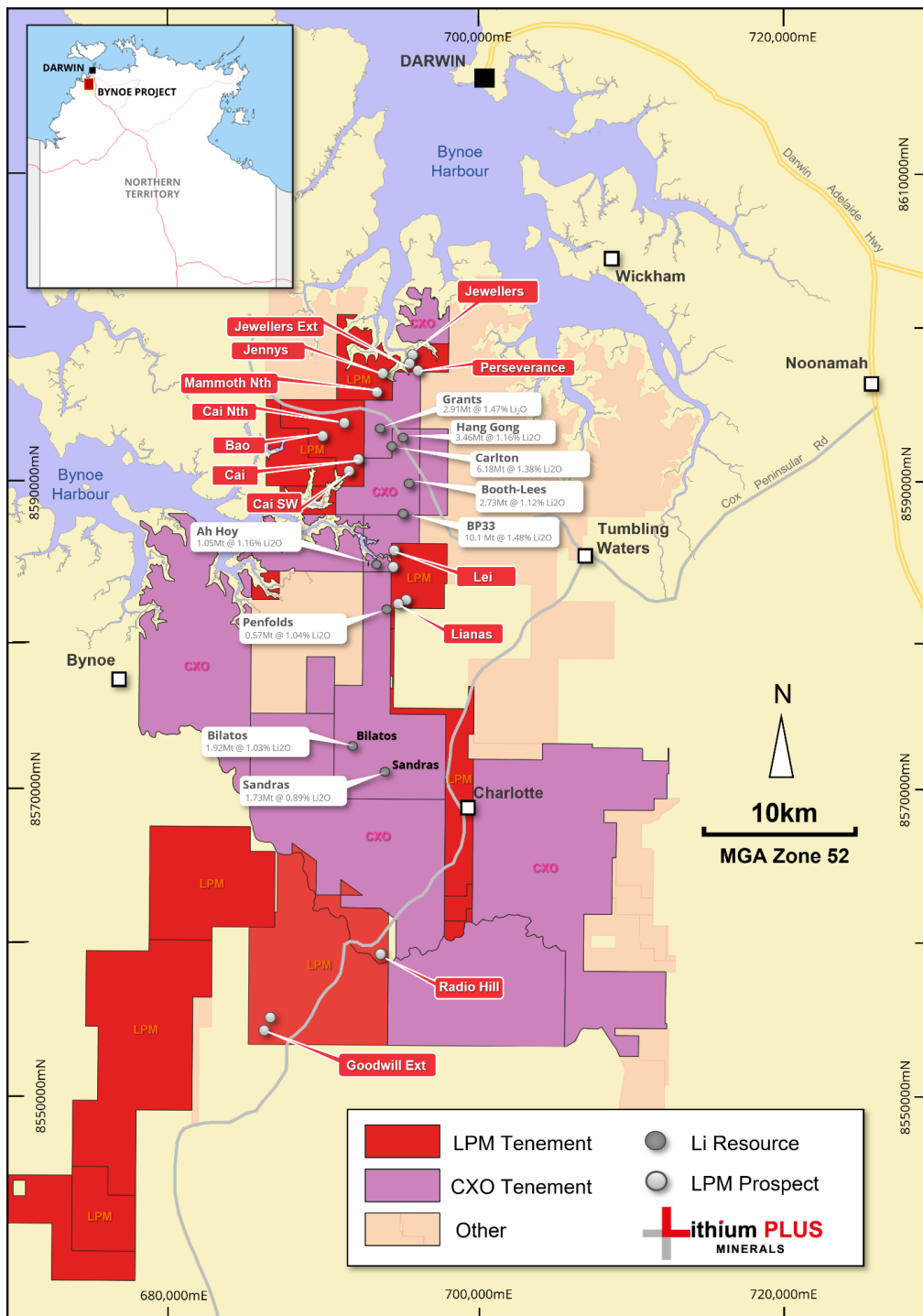
- 3m @ 1.52% Li₂O;
- + 8.0m @ 0.60% Li₂O from 151.0m (BYLDD012), including:
- 4m @ 0.88% Li₂O;

Next Steps

Diamond drill holes BYLDD011, BYLDD012, BYLDD014 and BYLDD015 form part of the Phase 3 exploration program at Lei planned for at least five (5) holes for 2,000m of diamond drilling (refer LPM ASX release dated 16 May 2023). The Phase 3 program at Lei is now complete with results from the final hole due imminently. Planning for infill drilling targeting a maiden high-grade mineral resource during 2023 is underway.

The company has commenced Phase 3 dual reverse circulation/diamond drilling (RD/DD) at the Kings Landing area Bynoe project (refer LPM ASX release dated 31 July 2023). There is ongoing drilling at the Perseverance Prospect to target the recently interpreted fresh pegmatites at depth (refer ASX announcement 1 February 2023)

For personal use only



Bynoe Project Location map and pegmatite prospects.

DIRECTORS REPORT (continued)**Significant changes in the state of affairs**

In May 2023 the Company raised a further \$4,530,000 by the issue of 15,100,000 shares at \$0.30 to fund further exploration and provide additional working capital.

Other than as stated above, there were no significant changes in the state of affairs of the Company during the period ended 30 June 2023.

Matters subsequent to the end of the financial period

No other matter or circumstance has arisen since 30 June 2023 that has significantly affected, or may significantly affect the Company's operations, the results of those operations, or state of affairs in future financial years.

Likely developments and expected results of operations

The Directors expect that the Company will continue to carry on exploration and evaluation of the tenements.

Environmental regulation

The Company holds interests in a number of exploration tenements. The authorities granting such tenements require the tenement holder to comply with the terms of the grant of the tenement. The Company is subject to environmental regulation under Australian Commonwealth and/or State law.

Shares under option

As of the date of this report 11,500,000 unissued ordinary shares of the Company are under option as follows:

	Number of options granted	Exercise price	Escrow expiry date	Expiry date
Director's Options	6,000,000	\$0.25	26 April 2024	31 October 2026
Broker Options	4,000,000	\$0.3125	26 April 2024	26 April 2025
Aetas Options	500,000	\$0.48	30 June 2024	30 June 2025
Broker Options	1,000,000	\$0.60	-	31 May 2026

None of the options on issue are listed.

Director Options are subject to the vesting condition – 'the Company must have produced a JORC compliant Li20 bearing, minimum Inferred Mineral Resource of 10Mt.' The options are subject to a restriction period of 24 months from the date of official quotation of the Company's securities. All other options on issue at the date of this report have vested.

No other options have been issued by the Company, no options have been cancelled or expired.

Shares issued on the exercise of options

There were no ordinary shares of the Company issued on the exercise of options during the period ended 30 June 2023 or since the end of the financial period to the date of this report.

Rights over ordinary shares

As of the date of this report 2,600,000 Performance Rights were on issue to Directors and the CFO/Company Secretary. The Performance Rights were issued 10 March 2022 and will expire and lapse five years after issue.

They vest on the meeting of a market condition as follows:

Number granted	Vesting criteria	Escrow expiry date	Last vesting date
2,600,000	Achieving at least \$100 million market capitalisation for a continuous period of 30 trading days (calculated on the daily volume weighted average price (VWAP))	26 April 2024	10 March 2027

LITHIUM PLUS MINERALS LTD

ABN 88 653 574 219

DIRECTORS REPORT (continued)

Shares issued on the exercise of rights

There were no ordinary shares of the Company issued on the exercise of performance rights during the period ended 30 June 2023 or since the end of the financial period to the date of this report.

Issued Capital

Number of shares on issue:

	2023	2022
Ordinary fully paid shares	112,340,000	97,000,000

Additional information and disclosures

Company Performance

In considering the Company's performance, the Board provides the following information for the current financial period:

	2023 (\$)	2022 (\$)
Loss for the period attributable to shareholders	(1,851,343)	(489,804)
Basic earnings per share for the period ended 30 June	(0.0188)	(0.0119)

For personal use only

Remuneration Report (audited)

The remuneration report details the key management personnel remuneration arrangements for the Company, in accordance with the requirements of the Corporations Act 2001 and its Regulations.

Key management personnel are those persons having authority and responsibility for planning, directing and controlling the activities of the entity, directly or indirectly, including all Directors.

The remuneration report is set out under the following main headings:

- Principles used to determine the nature and amount of remuneration
- Details of remuneration
- Service agreements
- Share-based compensation
- Additional information
- Additional disclosures relating to key management personnel

Principles used to determine the nature and amount of remuneration

The objective of the Company's executive reward framework is to ensure reward for performance is competitive and appropriate for the results delivered. The framework aligns executive reward with the achievement of strategic objectives and the creation of value for shareholders, and it is considered to conform to the market best practice for the delivery of reward. The Board of Directors ('the Board') ensures that executive reward satisfies the following key criteria for good reward governance practices:

- competitiveness and reasonableness
- acceptability to shareholders
- performance linkage / alignment of executive compensation
- transparency

Non-executive Directors' remuneration

Fees and payments to non-executive Directors reflect the demands and responsibilities of their role. Non-executive Directors' fees and payments are reviewed annually by the Board of Directors ('Board'). The Board may, from time to time, receive advice from independent remuneration consultants to ensure non-executive Directors' fees and payments are appropriate and in line with the market. The Chairman's fees are determined independently to the fees of other non-executive Directors based on comparative roles in the external market. The Chairman is not present at any discussions relating to the determination of his own remuneration.

The Company has entered into a letter of appointment with each Non-Executive Director, being Dr Jason Berton, Mr Simon Kidston, and Mr George Su, pursuant which they have agreed to provide their services to the Company as Non-Executive Directors. Each non-executive Director is entitled to a fee of \$60,000 per annum (commencing at the date of ASX listing – 26 April 2022), exclusive of superannuation and to recover their reasonable expenses.

Total remuneration for non-executive Directors shall not exceed \$500,000 as disclosed in the Company Prospectus and is subject to be approved by shareholders at the Company's next general meeting.

Executive remuneration

The company aims to reward executives based on their position and responsibility, with a level and mix of remuneration which has both fixed and variable components

The executive remuneration and reward framework has four components:

- base pay and non-monetary benefits
- short-term performance incentives
- share-based payments
- other remuneration such as superannuation and long service leave

the combination of these comprises the executive's total remuneration.

Executives are offered a competitive level of base salary at market rates (based on comparable ASX listed companies) and are reviewed annually by the Board of Directors to ensure market competitiveness.

The company has not engaged external remuneration consultants to advise the Board on remuneration matters.

LITHIUM PLUS MINERALS LTD

ABN 88 653 574 219

Details of remuneration

DIRECTORS AND OTHER KEY MANAGEMENT PERSONNEL REMUNERATION						
2023	Short-term benefits	Post-employment benefits	Share-based payments		Total	At risk
	Salary and fees	Superannuation	Equity-settled	Performance rights		
	\$	\$	\$	\$	\$	%
Non-Executive Directors:						
Jason Berton	72,000	-	29,204	21,623	122,827	41.4%
Simon Kidston	93,800	6,300	29,204	21,623	150,927	33.7%
George Su	60,000	-	19,470	21,623	101,093	40.6%
Executive Directors:						
Bin Guo (Executive Chairman)	200,000	21,000	38,940	21,623	281,563	21.5%
CFO/Company Secretary						
Robert Lees	111,544	-	-	7,208	118,752	6.1%
TOTAL	537,344	27,300	116,818	93,700	775,162	27.2%

DIRECTORS AND OTHER KEY MANAGEMENT PERSONNEL REMUNERATION						
2022	Short-term benefits	Post-employment benefits	Share-based payments		Total	At risk
	Salary and fees	Superannuation	Equity-settled	Performance rights		
	\$	\$	\$	\$	\$	%
Non-Executive Directors:						
Jason Berton	10,833	-	20,083	6,635	37,551	71.2%
Simon Kidston	10,833	1,083	20,083	6,635	38,634	69.2%
George Su	10,833	-	13,389	6,635	30,857	64.9%
Executive Directors:						
Bin Guo (Executive Chairman)	36,111	3,611	26,778	6,635	73,135	45.7%
CFO/Company Secretary						
Robert Lees	101,576	-	-	2,212	103,787	2.1%
TOTAL	170,187	4,694	80,333	28,751	283,965	38.4%

Payment of Director's remuneration commenced on the date of listing on the ASX and are for the period 26 April 2022 to 30 June 2022
CFO/Company Secretary's fees are from the date of engagement – 17 September 2021.

For personal use only

LITHIUM PLUS MINERALS LTD

ABN 88 653 574 219

Service agreements

Remuneration and other terms of employment for key management personnel are formalised in service agreements. Details of these agreements are as follows:

Name:	Bin Guo
Title:	Executive Chairman
Agreement commenced:	1 February 2022
Term of agreement:	Until termination by either party
Details:	Base salary for the year ended 30 June 2023 of \$200,000 plus superannuation, to be reviewed annually. In addition, the Company may in its absolute discretion award Dr Guo an annual short term incentive payment up to a maximum of 25% of his annual salary. The Company will reimburse Dr Guo for expenses properly incurred in carrying out his duties. Termination notice is 3 months if terminated by Company or 3 months if terminated by executive.

Share-based compensation

Issue of options

No options were issued to Directors or other key management personnel as part of compensation during the year ended 30 June 2023.

Details of options issued to Directors and other key management personnel as part of compensation during the period ended 30 June 2022 are set out below:

Name	Date	Options issued	Issue price	\$ Paid	Fair value \$/Option	At Grant Full value (\$)	Exercise price	Expiry date
Bin Guo	31-Oct-21	2,000,000	\$0.0001	200	\$0.0973	\$194,698	\$0.25	31-Oct-26
Jason Berton	31-Oct-21	1,500,000	\$0.0001	150	\$0.0973	\$146,023	\$0.25	31-Oct-26
Simon Kidston	31-Oct-21	1,500,000	\$0.0001	150	\$0.0973	\$146,023	\$0.25	31-Oct-26
George Su	31-Oct-21	1,000,000	\$0.0001	100	\$0.0973	\$97,349	\$0.25	31-Oct-26

The options will vest six months after issue and when the Company produce a JORC code 2012 compliant Li2O bearing, minimum inferred Mineral Resources of 10Mt in order for the option to be exercisable. Management have used their judgement in estimation that there is a probability of 90% of this milestone being achieved with a vesting period of 5 years.

An expense of \$116,818 (2022: \$80,333) has been recognised in the statement of profit or loss and other comprehensive income in respect of shares granted as remuneration to key management personnel during the period.

Director Options valuation model assumptions

Assumptions	
Grant date	22 Oct 2021
Vesting period	5 years
Exercise price	\$0.250
Term	5 years
Share price	\$0.20
Risk free rate	1.38%
Volatility	95%
Expected future volatility	89.6%
Early exercise factor	2.5%
Dividend yield	0%

LITHIUM PLUS MINERALS LTD

ABN 88 653 574 219

Share-based compensation

Issue of performance rights

Performance rights refer to the performance right to convert one right to one ordinary share in the Company, under the terms of the performance rights.

No performance rights convertible to ordinary shares in the Company were issued in the year ended 30 June 2023.

Details of performance rights convertible to ordinary shares in the Company that were granted as remuneration during the previous period are set out below:

Performance rights Granted	Grant Date	Number Granted	Fair value at Grant Date		Vesting Criteria	Last vesting date
			\$/right	Full value (\$)		
Bin Guo	10-March-22	600,000	\$0.1803	\$108,173	Achieving at least \$100 million market capitalisation for a continuous period of 30 trading day (calculated on the daily VWAP) 10 March 2027 or earlier.	10-March-27
Jason Berton	10-March-22	600,000	\$0.1803	\$108,173	Achieving at least \$100 million market capitalisation for a continuous period of 30 trading day (calculated on the daily VWAP) 10 March 2025 or earlier.	10-March-27
Simon Kidston	10-March-22	600,000	\$0.1803	\$108,173	Achieving at least \$100 million market capitalisation for a continuous period of 30 trading day (calculated on the daily VWAP) 10 March 2025 or earlier.	10-March-27
George Su	10-March-22	600,000	\$0.1803	\$108,173	Achieving at least \$100 million market capitalisation for a continuous period of 30 trading day (calculated on the daily VWAP) 10 March 2025 or earlier.	10-March-27
Robert Lees	10-March-22	200,000	\$0.1803	\$36,058	Achieving at least \$100 million market capitalisation for a continuous period of 30 trading day (calculated on the daily VWAP) 10 March 2025 or earlier.	10-March-27

The performance rights have been independently valued.

For the \$100M market capitalisation hurdle, the future share price of LPM was projected using a Geometric Brownian Motion model over 1,265 steps, with the volatility of each step representing the daily volatility of recent IPOs share price over the period between 24 April 2021 to 24 April 2022.

A Monte Carlo simulation of 250,000 simulations was conducted for the above Geometric Brownian Motion model to obtain a theoretical distribution for the LPM share price through the period and was used to determine if the price hurdle had been met, and the value of the share when the condition was met.

For personal use only

LITHIUM PLUS MINERALS LTD

ABN 88 653 574 219

The table below summarises the variables used in determining the values of performance rights granted as remuneration to key management personnel:

Assumptions	
Spot price	\$0.00
Exercise price	Nil
Vesting date	N/A
Expiry date	10 March 2027
Expected future volatility	86%
Risk free rate	2.087%
Dividend yield	Nil
Barrier price	Nil

The fair value of rights issued as remuneration is allocated to the relevant vesting period of the rights. An expense of \$93,700 (2022: \$28,751) has been recognised in the statement of profit or loss and other comprehensive income in respect of rights granted as remuneration to key management personnel during the period.

Directors Shareholding

The number of ordinary shares of Lithium Plus Minerals Limited held directly, indirectly or beneficially by each Director including their personally related entities as at reporting date:

	Opening balance 1 July 2022	Received as remuneration during the period	Other movements during the period	Closing balance 30 June 2023
Bin Guo ¹	42,500,000	-	-	42,500,000
Jason Berton ²	1,500,000	-	-	1,500,000
Simon Kidston ³	1,200,000	-	-	1,200,000
George Su	800,000	-	-	800,000
TOTAL	46,000,000	-	-	46,000,000

	Opening balance 1 July 2021	Received as remuneration during the period	Other movements during the period	Closing balance 30 June 2022
Bin Guo ¹	-	-	42,500,000	42,500,000
Jason Berton ²	-	-	1,500,000	1,500,000
Simon Kidston ³	-	-	1,200,000	1,200,000
George Su	-	-	800,000	800,000
TOTAL	-	-	46,000,000	46,000,000

1. This includes securities held by Blue Pebble Capital Pty Ltd ACN 635 189 249 and Lithium Plus Pty Ltd ACN 625 593 799, related entities of Bin Guo.

2. This includes securities held by Orogen Investments Pty Ltd ACN 142 070 684, a related entity of Jason Berton.

3. This includes securities held by KFT Capital Pty Ltd ACN 101 966 910, a related entity of Mr Kidston.

For personal use only

LITHIUM PLUS MINERALS LTD
ABN 88 653 574 219

Directors Options

The number of options in Lithium Plus Minerals Limited held directly, indirectly or beneficially by each Director including their personally related entities as at reporting date:

	Opening balance 1 July 2022	Received as remuneration during the period	Other movements during the period	Closing balance 30 June 2023	Vested balance 30 June 2023
Bin Guo ¹	2,000,000	-	-	2,000,000	-
Jason Berton ²	1,500,000	-	-	1,500,000	-
Simon Kidston ³	1,500,000	-	-	1,500,000	-
George Su	1,000,000	-	-	1,000,000	-
TOTAL	6,000,000	-	-	6,000,000	-

	Opening balance 1 July 2021	Received as remuneration during the period	Other movements during the period	Closing balance 30 June 2022	Vested balance 30 June 2022
Bin Guo ¹	-	-	2,000,000	2,000,000	-
Jason Berton ²	-	-	1,500,000	1,500,000	-
Simon Kidston ³	-	-	1,500,000	1,500,000	-
George Su	-	-	1,000,000	1,000,000	-
TOTAL	-	-	6,000,000	6,000,000	-

1. This includes securities held by Blue Pebble Capital Pty Ltd ACN 635 189 249 a related entity of Bin Guo.

2. This includes securities held by Orogen Investments Pty Ltd ACN 142 070 684, a related entity of Jason Berton.

3. This includes securities held by KFT Capital Pty Ltd ACN 101 966 910, a related entity of Mr Kidston.

For personal use only

LITHIUM PLUS MINERALS LTD

ABN 88 653 574 219

KMP Performance Rights

The number of Performance Right issued by Lithium Plus Minerals Limited held directly, indirectly or beneficially by each Director including their personally related entities as at reporting date:

	Opening balance 1 July 2022	Received as remuneration during the period	Other movements during the period	Closing balance 30 June 2023	Vested balance 30 June 2023
Bin Guo ¹	600,000	-	-	600,000	-
Jason Berton ²	600,000	-	-	600,000	-
Simon Kidston ³	600,000	-	-	600,000	-
George Su	600,000	-	-	600,000	-
Robert Lees ⁴	200,000	-	-	200,000	-
TOTAL	2,600,000	-	-	2,600,000	-

	Opening balance 1 July 2021	Received as remuneration during the period	Other movements during the period	Closing balance 30 June 2022	Vested balance 30 June 2022
Bin Guo ¹	-	600,000	-	600,000	-
Jason Berton ²	-	600,000	-	600,000	-
Simon Kidston ³	-	600,000	-	600,000	-
George Su	-	600,000	-	600,000	-
Robert Lees ⁴	-	200,000	-	200,000	-
TOTAL	-	2,600,000	-	2,600,000	-

1. This includes securities held by Blue Pebble Capital Pty Ltd ACN 635 189 249 a related entity of Bin Guo.

2. This includes securities held by Orogen Investments Pty Ltd ACN 142 070 684, a related entity of Jason Berton.

3. This includes securities held by KFT Capital Pty Ltd ACN 101 966 910, a related entity of Mr Kidston.

4. This includes securities held by CoySec Services Pty Ltd ACN 050 035 099, a related entity of Mr Lees.

END OF AUDITED REMUNERATION REPORT

For personal use only

Indemnity and insurance of officers

The Company has indemnified the Directors and executives of the Company for costs incurred, in their capacity as a Director or Executive, for which they may be held personally liable, except where there is a lack of good faith.

During the period ended 30 June 2023, the Company paid insurance premiums in respect of Directors' and Officers' liability and legal expenses' insurance contracts for current Directors and Officers in the sum of \$13,740 (2022 \$17,332). The insurance premiums relate to costs and expenses incurred by the relevant officers in defending proceedings, whether civil or criminal and whatever their outcome and other liabilities that may arise from their position, with the exception of conduct involving a wilful breach of duty or improper use of information or position to gain a personal advantage.

Indemnity and insurance of auditor

The Company has not, during or since the end of the financial period, indemnified or agreed to indemnify the auditor of the Company or any related entity against a liability incurred by the auditor.

Non-audit services

During the reporting period RSM performed certain other services in addition to its statutory duties.

The Board has considered the non-audit services provided during the reporting period by the auditor and is satisfied that the provision of those non-audit services is compatible with, and did not compromise, the auditor independence requirements of the Corporations Act 2001 for the following reasons.

The non-audit services do not undermine the general principles relating to auditor independence as set out in APES 110 Code of Ethics for Professional Accountants, as they did not involve reviewing or auditing the auditor's own work, acting in a management or decision-making capacity for the Company, acting as an advocate for the Company or jointly sharing risks and rewards.

Proceedings on behalf of the company

No person has applied to the Court under section 237 of the Corporations Act 2001 for leave to bring proceedings on behalf of the Company, or to intervene in any proceedings to which the Company is a party for the purpose of taking responsibility on behalf of the Company for all or part of those proceedings.

Auditor's independence declaration


A copy of the auditor's independence declaration as required under section 307C of the Corporations Act 2001 is set out immediately after this directors' report.

Auditor

RSM Australia Partners appointed as the auditor's and continues in office in accordance with section 327 of the Corporations Act 2001.

This report is made in accordance with a resolution of Directors, pursuant to section 298(2)(a) of the Corporations Act 2001.

On behalf of the Directors



Bin Guo
Executive Chairman

25 August 2023
Sydney NSW

For personal use only

RSM Australia Partners

Level 13, 60 Castlereagh Street Sydney NSW 2000
GPO Box 5138 Sydney NSW 2001

T +61 (0) 2 8226 4500
F +61 (0) 2 8226 4501

www.rsm.com.au


AUDITOR'S INDEPENDENCE DECLARATION

As lead auditor for the audit of the financial report of Lithium Plus Minerals Limited for the year ended 30 June 2023, I declare that, to the best of my knowledge and belief, there have been no contraventions of:

- (i) the auditor independence requirements of the *Corporations Act 2001* in relation to the audit; and
- (ii) any applicable code of professional conduct in relation to the audit.

RSM

RSM AUSTRALIA PARTNERS



GNS

Gary Sherwood
Partner

Sydney, NSW
Dated: 25 August 2023

For personal use only

LITHIUM PLUS MINERALS LTD

ABN 88 653 574 219

STATEMENT OF PROFIT AND LOSS AND OTHER COMPREHENSIVE INCOME FOR THE YEAR ENDED 30 JUNE 2023

	Note	For the year ended 30 June 2023	For the period from 10 September 2021 to 30 June 2022
		\$	\$
Interest income		68,556	1,249
Total income		68,556	1,249
Administration expenses		(834,489)	(172,937)
Employee benefit expenses	3	(697,170)	(181,728)
Finance cost		(4,513)	(3,129)
Share based payments expenses	4	(318,903)	(109,084)
Other expenses		(64,824)	(24,175)
Total expenses	5	(1,919,899)	(491,053)
Loss before income tax		(1,851,343)	(489,804)
Income tax	6	-	-
Loss for the period		(1,851,343)	(489,804)
Other comprehensive income		-	-
Total comprehensive loss for the period		(1,851,343)	(489,804)
		\$	\$
Basic loss per share	7	(0.0188)	(0.0119)
Diluted loss per share	7	(0.0188)	(0.0119)

The above statement of profit or loss and other comprehensive income should be read in conjunction with the accompanying notes.

For personal use only

LITHIUM PLUS MINERALS LTD
ABN 88 653 574 219

STATEMENT OF FINANCIAL POSITION AS AT 30 JUNE 2023

	Note	30 June 2023 \$	30 June 2022 \$
Current assets			
Cash and cash equivalents	8	5,804,495	9,117,786
Short-term investments	9	2,500,000	-
Other receivables	10	145,932	60,988
Other current assets	11	142,197	46,262
Total current assets		8,592,624	9,225,036
Non-current assets			
Exploration and evaluation	12	8,584,075	4,171,835
Plant and equipment	13	143,477	96,485
Right of use assets	14	75,826	147,415
Total non-current assets		8,803,378	4,415,735
TOTAL ASSETS		17,396,002	13,640,771
Current liabilities			
Trade and other payables	15	987,018	125,153
Employee benefits		15,352	18,860
Lease liabilities	16	70,288	71,810
Total current liabilities		1,072,658	215,823
Non-Current liabilities			
Lease liabilities	16	8,970	76,972
Total non-current liabilities		8,970	76,972
TOTAL LIABILITIES		1,081,628	292,795
NET ASSETS		16,314,374	13,347,976
Equity			
Issued capital	17	17,569,718	13,208,987
Reserves	18	1,085,803	628,793
Accumulated losses		(2,341,147)	(489,804)
TOTAL EQUITY		16,314,374	13,347,976

The above statement of financial position should be read in conjunction with the accompanying notes.

LITHIUM PLUS MINERALS LTD
ABN 88 653 574 219

STATEMENT OF CHANGES IN EQUITY FOR THE PERIOD ENDED 30 JUNE 2023

	Issued Capital \$	Options Reserve	Retained Earnings \$	Total \$
Balance at 10 September 2021	-	-	-	-
Loss for the Period	-		(489,804)	(489,804)
Shares Issued During the Period				
Shares issued to subscribers	11,154,550	-	-	11,154,550
Shares issued to acquire tenements	3,600,000	-	-	3,600,000
Costs of share issue	(1,545,563)	-	-	(1,545,563)
Performance rights and options issued to officers and consultants during the period	-	628,793	-	628,793
Balance at 30 June 2022	13,208,987	628,793	(489,804)	13,347,976
	Issued Capital \$	Options Reserve	Retained Earnings \$	Total \$
Balance at 30 June 2022	13,208,987	628,793	(489,804)	13,347,976
Loss for the Period	-		(1,851,343)	(1,851,343)
Shares Issued During the Period				
Shares issued to subscribers	4,530,000	-	-	4,530,000
Shares issued to acquire tenements	84,000	-	-	84,000
Costs of share issue	(253,269)	-	-	(253,269)
Performance rights and options issued to officers and consultants during the period	-	457,010	-	457,010
Balance at 30 June 2023	17,569,718	1,085,803	(2,341,147)	16,314,374

The above statement of changes in equity should be read in conjunction with the accompanying notes.

For personal use only

LITHIUM PLUS MINERALS LTD

ABN 88 653 574 219

STATEMENT OF CASH FLOWS FOR THE PERIOD ENDED 30 JUNE 2023

	Note	30 June 2023 \$	30 June 2022 \$
Cash flows from operating activities			
Payments to suppliers and employees		(721,929)	(309,588)
Interest received		68,556	1,249
Net cash used in operating activities	19	(653,373)	(308,339)
Cash flows from investing activities			
Payment for property, plant & equipment		(85,853)	(100,165)
Payment of acquired tenements stamp duty		-	(227,705)
Payment for exploration expenditure capitalised		(4,412,240)	(344,130)
Payment for Short-term investment	9	(2,500,000)	-
Net cash used in investing activities		(6,998,093)	(672,000)
Cash flows from financing activities			
Proceeds from the issue of shares	17	4,530,000	11,154,550
Payments of share issue costs		(115,163)	(1,026,454)
Proceeds from the issue of options		-	600
Payment for lease liabilities		(76,662)	(30,571)
Net cash generated by financing activities		4,338,175	10,098,125
Net increase/(decrease) in cash and cash equivalents		(3,313,291)	9,117,786
Cash and cash equivalents at the beginning of the financial period		9,117,786	-
Cash and cash equivalents at the end of the financial period	8	5,804,495	9,117,786

The above statement of cash flows should be read in conjunction with the accompanying notes.

For personal use only

NOTES TO THE FINANCIAL STATEMENTS**Note 1: Significant accounting policies**

The financial statements cover Lithium Plus Minerals Ltd (the "Company") as a standalone entity. Lithium Plus Minerals Ltd is a listed public company limited by shares, incorporated and domiciled in Australia.

The Company is involved in resource exploration and development in the Northern Territory.

The financial report was authorized for issue by the Directors on 31 August 2023.

The principal accounting policies adopted in the preparation of the financial statements are set out below.

a) Basis of preparation

The financial report is a general-purpose financial report which has been prepared in accordance with Australian Accounting Standards ('AASBs') (including Australian Accounting Interpretations), other authoritative pronouncements of the Australian Accounting Standards Board ('AASB') and the Corporations Act 2001. Australian Accounting Standards set out accounting policies that the AASB has concluded would result in a financial report containing relevant and reliable information about transactions, events and conditions to which they apply.

Compliance with Australian Accounting Standards ensures that the financial statements and notes also comply with the International Financial Reporting Standards (IFRS).

Lithium Plus Minerals Limited is a for-profit entity for the purpose of preparing the financial statements.

b) Going concern

The financial report has been prepared on a going concern basis, which contemplates the continuity of normal business activities and the realisation of assets and settlement of liabilities in the ordinary course of business.

c) Basis of measurement

The financial report is prepared on the historical cost basis and on an accrual basis.

d) Functional and presentation currency

These Company's financial statements are presented in Australian dollars, which is the functional currency of the Company.

e) Critical accounting estimates and judgements

The preparation of the financial statements requires management to make judgements, estimates and assumptions that affect the reported amounts in the financial statements. Management continually evaluates its judgements and estimates in relation to assets, liabilities, contingent liabilities, revenue and expenses. Management bases its judgements, estimates and assumptions on historical experience and on other various factors, including expectations of future events, management believes to be reasonable under the circumstances. The resulting accounting judgements and estimates will seldom equal the related actual results. The judgements, estimates and assumptions that have a significant risk of causing a material adjustment to the carrying amounts of assets and liabilities (refer to the respective notes) within the next financial year are discussed below.

Share based payments

Options and performance rights over ordinary shares have been granted to the non-executive directors and Executive Chairman as part of their remunerations and to consultants for the rendering of services. There is significant judgement and estimation uncertainty in relation to the determination of the fair value of these equity instruments. Management have exercised their judgements in determining the key assumptions used in estimating the valuation of share-based payment transactions on grant date. Fair value is independently determined using the Black-Scholes option and Monte Carlo Simulation pricing model that takes into account the exercise price, the term of the option, the impact of dilution, the share price at grant date and expected price volatility of the underlying share as well as the expected risk-free interest rate for the term of the option and various other inputs.

NOTES TO THE FINANCIAL STATEMENTS (CONTINUED)

Exploration and evaluation expenditure

The Group capitalises expenditure relating to exploration and evaluation where it is considered likely to be recoverable or where the activities have not reached a stage that permits a reasonable assessment of the existence of reserves. There is significant judgement required on the part of the Management and the Board in determining whether exploration assets are impaired. To this extent they have considered the exploration activities, the current market conditions, the political climate in the jurisdiction in which the assets exist, as well as numerous other factors in their determination that the assets are not impaired. In addition, there is significant judgment and estimation uncertainty with regards to the allocation of costs to the various tenement assets.

f) New or amended Accounting Standards and Interpretations adopted

The Company has adopted all of the new or amended Accounting Standards and Interpretations issued by the Australian Accounting Standards Board ('AASB') that are mandatory for the current reporting period.

Any new or amended Accounting Standards or Interpretations that are not yet mandatory have not been early adopted.

g) Operating segments

Operating segments are presented using the 'management approach', where the information presented is on the same basis as the internal reports provided to the Chief Operating Decision Makers (CODM). The CODM is responsible for the allocation of resources to operating segments and assessing their performance.

h) Revenue recognition

The company recognises revenue as follows:

Interest

Interest revenue is recognised as interest accrues using the effective interest method. This is a method of calculating the amortised cost of a financial asset and allocating the interest income over the relevant period using the effective interest rate, which is the rate that exactly discounts estimated future cash receipts through the expected life of the financial asset to the net carrying amount of the financial asset.

Other revenue

Other revenue is recognised when it is received or when the right to receive payment is established.

i) Income tax

The income tax expense or benefit for the period is the tax payable on that period's taxable income based on the applicable income tax rate for each jurisdiction, adjusted by the changes in deferred tax assets and liabilities attributable to temporary differences, unused tax losses and the adjustment recognised for prior periods, where applicable.

Deferred tax assets and liabilities are recognised for temporary differences at the tax rates expected to be applied when the assets are recovered or liabilities are settled, based on those tax rates that are enacted or substantively enacted, except for when the deferred income tax asset or liability arises from the initial recognition of goodwill or an asset or liability in a transaction that is not a business combination and that, at the time of the transaction, affects neither the accounting nor taxable profits.

Deferred tax assets are recognised for deductible temporary differences and unused tax losses only if it is probable that future taxable amounts will be available to utilise those temporary differences and losses.

The carrying amount of recognised and unrecognised deferred tax assets are reviewed at each reporting date. Deferred tax assets recognised are reduced to the extent that it is no longer probable that future taxable profits will be available for the carrying amount to be recovered. Previously unrecognised deferred tax assets are recognised to the extent that it is probable that there are future taxable profits available to recover the asset.

Deferred tax assets and liabilities are offset only where there is a legally enforceable right to offset current tax assets against current tax liabilities and deferred tax assets against deferred tax liabilities; and they relate to the same taxable authority on either the same taxable entity or different taxable entities which intend to settle simultaneously.

NOTES TO THE FINANCIAL STATEMENTS (CONTINUED)**j) Current and non-current classification**

Assets and liabilities are presented in the statement of financial position based on current and non-current classification.

An asset is classified as current when: it is either expected to be realised or intended to be sold or consumed in the Company's normal operating cycle; it is held primarily for the purpose of trading; it is expected to be realised within 12 months after the reporting period; or the asset is cash or cash equivalent unless restricted from being exchanged or used to settle a liability for at least 12 months after the reporting period. All other assets are classified as non-current.

A liability is classified as current when: it is either expected to be settled in the Company's normal operating cycle; it is held primarily for the purpose of trading; it is due to be settled within 12 months after the reporting period; or there is no unconditional right to defer the settlement of the liability for at least 12 months after the reporting period. All other liabilities are classified as non-current.

Deferred tax assets and liabilities are always classified as non-current.

k) Cash and cash equivalents

Cash and cash equivalents include cash on hand, deposits held at call with financial institutions, other short-term, highly liquid investments with original maturities of three months or less that are readily convertible to known amounts of cash and which are subject to an insignificant risk of changes in value. Highly liquid investments with original maturities greater than three months will be classified as other receivables. For the statement of cash flows presentation purposes, cash and cash equivalents comprises the cash and cash equivalents as defined above.

Short-term investments – Term deposits

Deposits held at call with financial institutions are still considered highly liquid investments even though they have original maturities of greater than three months but less than twelve months. They are readily convertible to known amounts of cash and which are subject to an insignificant risk of changes in value.

l) Exploration and evaluation assets

Exploration and evaluation expenditure in relation to separate areas of interest for which rights of tenure are current is carried forward as an asset in the statement of financial position where it is expected that the expenditure will be recovered through the successful development and exploitation of an area of interest, or by its sale; or exploration activities are continuing in an area and activities have not reached a stage which permits a reasonable estimate of the existence or otherwise of economically recoverable reserves. Where a project or an area of interest has been abandoned, the expenditure incurred thereon is written off in the year in which the decision is made.

m) Property, plant and equipment

Plant and equipment is stated at historical cost less accumulated depreciation and impairment. Historical cost includes expenditure that is directly attributable to the acquisition of the items.

Depreciation is calculated on a straight-line basis to write off the net cost of each item of property, plant and equipment (excluding land) over their expected useful lives as follows:

Office equipment	2 to 4 years
Motor vehicles	4 years
Geological tools	4 years

The residual values, useful lives and depreciation methods are reviewed, and adjusted if appropriate, at each reporting date.

An item of property, plant and equipment is derecognised upon disposal or when there is no future economic benefit to the Company. Gains and losses between the carrying amount and the disposal proceeds are taken to profit or loss. Any revaluation surplus reserve relating to the item disposed of is transferred directly to retained profits.

NOTES TO THE FINANCIAL STATEMENTS (CONTINUED)**n) Impairment of non-financial assets**

Non-financial assets are reviewed for impairment whenever events or changes in circumstances indicate that the carrying amount may not be recoverable. An impairment loss is recognised for the amount by which the asset's carrying amount exceeds its recoverable amount.

Recoverable amount is the higher of an asset's fair value less costs of disposal and value-in-use. The value-in-use is the present value of the estimated future cash flows relating to the asset using a pre-tax discount rate specific to the asset or cash-generating unit to which the asset belongs. Assets that do not have independent cash flows are grouped together to form a cash-generating unit.

o) Trade and other payables

These amounts represent liabilities for goods and services provided to the Company prior to the end of the financial period and which are unpaid. Due to their short-term nature, they are measured at amortised cost and are not discounted. The amounts are unsecured and are usually paid within 30 days of recognition.

p) Employee benefits*Short-term employee benefits*

Liabilities for wages and salaries, including non-monetary benefits, annual leave and long service leave expected to be settled wholly within 12 months of the reporting date are measured at the amounts expected to be paid when the liabilities are settled.

Other long-term employee benefits

The liability for annual leave and long service leave not expected to be settled within 12 months of the reporting date are measured at the present value of expected future payments to be made in respect of services provided by employees up to the reporting date using the projected unit credit method. Consideration is given to expected future wage and salary levels, experience of employee departures and periods of service. Expected future payments are discounted using market yields at the reporting date on corporate bonds with terms to maturity and currency that match, as closely as possible, the estimated future cash outflows.

Defined contribution superannuation expense

Contributions to defined contribution superannuation plans are expensed in the period in which they are incurred.

Share-based payments

Equity-settled share-based compensation benefits are provided to employees.

Equity-settled transactions are awards of shares, or options or rights over shares, that are provided to employees in exchange for the rendering of services.

Options and performance rights over ordinary shares have been granted to the non-executive directors and Executive Chairman as part of their remunerations and to consultants for the rendering of services. The cost of these share-based payments is measured at fair value on grant date. Fair value is independently determined using the Black-Scholes option pricing model that takes into account the exercise price, the term of the option, the impact of dilution, the share price at grant date and expected price volatility of the underlying share as well as the expected risk-free interest rate for the term of the option.

The cost of share-based payments are recognised as an expense with a corresponding increase in equity over the vesting period. The cumulative charge to profit or loss is calculated based on the grant date fair value of the award, the best estimate of the number of awards that are likely to vest and the expired portion of the vesting period. The amount recognised in profit or loss for the period is the cumulative amount calculated at each reporting date less amounts already recognised in previous periods.

Market conditions are taken into consideration in determining fair value. Therefore, any awards subject to market conditions are considered to vest irrespective of whether or not that market condition has been met, provided all other conditions are satisfied.

If equity-settled awards are modified, as a minimum an expense is recognised as if the modification has not been made. An additional expense is recognised, over the remaining vesting period, for any modification that increases the total fair value of the share-based compensation benefit as at the date of modification.

NOTES TO THE FINANCIAL STATEMENTS (CONTINUED)*Share-based payments (continued)*

If the non-vesting condition is within the control of the Company or employee, the failure to satisfy the condition is treated as a cancellation. If the condition is not within the control of the Company or employee and is not satisfied during the vesting period, any remaining expense for the award is recognised over the remaining vesting period, unless the award is forfeited.

If equity-settled awards are cancelled, it is treated as if it has vested on the date of cancellation, and any remaining expense is recognised immediately. If a new replacement award is substituted for the cancelled award, the cancelled and new award is treated as if they were a modification.

q) Fair value measurement

When an asset or liability, financial or non-financial, is measured at fair value for recognition or disclosure purposes, the fair value is based on the price that would be received to sell an asset or paid to transfer a liability in an orderly transaction between market participants at the measurement date; and assumes that the transaction will take place either: in the principal market; or in the absence of a principal market, in the most advantageous market.

Fair value is measured using the assumptions that market participants would use when pricing the asset or liability, assuming they act in their economic best interests. For non-financial assets, the fair value measurement is based on its highest and best use. Valuation techniques that are appropriate in the circumstances and for which sufficient data are available to measure fair value, are used, maximising the use of relevant observable inputs and minimising the use of unobservable inputs.

Assets and liabilities measured at fair value are classified into three levels, using a fair value hierarchy that reflects the significance of the inputs used in making the measurements. Classifications are reviewed at each reporting date and transfers between levels are determined based on a reassessment of the lowest level of input that is significant to the fair value measurement.

For recurring and non-recurring fair value measurements, external valuers may be used when internal expertise is either not available or when the valuation is deemed to be significant. External valuers are selected based on market knowledge and reputation. Where there is a significant change in fair value of an asset or liability from one period to another, an analysis is undertaken, which includes a verification of the major inputs applied in the latest valuation and a comparison, where applicable, with external sources of data.

r) Issued capital

Ordinary shares are classified as equity.

Incremental costs directly attributable to the issue of new shares or options are shown in equity as a deduction, net of tax, from the proceeds.

s) Earnings per share*Basic earnings per share*

Basic earnings per share is calculated by dividing the profit attributable to the owners of Lithium Plus Minerals Limited, excluding any costs of servicing equity other than ordinary shares, by the weighted average number of ordinary shares outstanding during the financial period, adjusted for bonus elements in ordinary shares issued during the financial period.

Diluted earnings per share

Diluted earnings per share adjusts the figures used in the determination of basic earnings per share to take into account the after-income tax effect of interest and other financing costs associated with dilutive potential ordinary shares and the weighted average number of shares assumed to have been issued for no consideration in relation to dilutive potential ordinary shares.

NOTES TO THE FINANCIAL STATEMENTS (CONTINUED)**t) Goods and Services Tax ('GST') and other similar taxes**

Revenues, expenses and assets are recognised net of the amount of associated GST, unless the GST incurred is not recoverable from the tax authority. In this case it is recognised as part of the cost of the acquisition of the asset or as part of the expense.

Receivables and payables are stated inclusive of the amount of GST receivable or payable. The net amount of GST recoverable from, or payable to, the tax authority is included in other receivables or other payables in the statement of financial position.

Cash flows are reported on a gross basis. The GST components of cash flows arising from investing or financing activities which are recoverable from, or payable to the tax authority, are presented as operating cash flows.

Commitments and contingencies are disclosed net of the amount of GST recoverable from, or payable to, the tax authority.

u) New Accounting Standards and Interpretations not yet mandatory or early adopted

Australian Accounting Standards and Interpretations that have recently been issued or amended but are not yet mandatory and have not been early adopted by the Company for the annual reporting period ended 30 June 2023.

There are no material new or amended accounting Standards which will materially affect the Company.

v) Leases***Right-of-use-assets***

A right-of-use asset is recognised at the commencement date of a lease. The right-of-use asset is measured at cost, which comprises the initial amount of the lease liability, adjusted for, as applicable, any lease payments made at or before the commencement date net of any lease incentives received, any initial direct costs incurred, and except where, included in the cost of inventories an estimate of costs expected to be incurred for dismantling and removing the underlying asset, and restoring the site or asset.

Right-of-use assets are depreciated on a straight-line basis over the unexpired period of the lease or the estimated useful life of the asset, whichever is the shorter. Where the Company expects to obtain ownership of the leased asset at the end of the lease term, the depreciation is over its estimated useful life. Right-of-use assets are subject to impairment or adjusted for any remeasurement of lease liabilities.

The Company has elected not to recognise a right-of-use asset and corresponding lease liability for short-term leases with terms of 12 months or less and leases of low-value assets. Lease payments on these assets are expensed to profit or loss as incurred.

Lease liabilities

A lease liability is recognised at the commencement date of a lease. The lease liability is initially recognised at the present value of the lease payments to be made over the term of the lease, discounted using the interest rate implicit in the lease or if that rate cannot be readily determined, the Company's incremental borrowing rate. Lease payments comprise of fixed payments less any lease incentives receivable, variable lease payments that depend on an index or a rate, amounts expected to be paid under residual value guarantees, exercise price of a purchase option when the exercise of the option is reasonably certain to occur, and any anticipated termination penalties. The variable lease payments that do not depend on an index or a rate are expensed in the period in which they are incurred.

Lease liabilities are measured at amortised cost using the effective interest method. The carrying amounts are remeasured if there is a change in the following: future lease payments arising from a change in an index or a rate used; residual guarantee; lease term; certainty of a purchase option or lease term extension and termination penalties. When a lease liability is remeasured, an adjustment is made to the corresponding right-of-use asset, or to profit or loss if the carrying amount of the right-of-use asset is fully written down.

NOTES TO THE FINANCIAL STATEMENTS (CONTINUED)

Note 2: Operating segments

Identification of reportable operating segments

The Company is organised into one operating segment, being exploration operations in Australia. This operating segment is based on the internal reports that are reviewed and used by the Board of Directors (who are identified as the Chief Operating Decision Makers ('CODM')) in assessing performance and in determining the allocation of resources. The accounting policies adopted for internal reporting to the CODM are consistent with those adopted in the financial statements. The Board of Directors review internal management reports on a regular basis that is consistent with the information provided in the statement of profit or loss and other comprehensive income, statement of financial position and statement of cash flows. As a result, no reconciliation is required because the information as presented is what is used by the Board to make strategic decisions.

The reportable segment is represented by the primary statements forming these financial statements.

For personal use only

NOTES TO THE FINANCIAL STATEMENTS (CONTINUED)

Note 3: Employee benefit expenses

	For the year ended 30 June 2023	For the period from 10 September 2021 to 30 June 2022
	\$	\$
Salaries and wages, Directors' fees, payments to officers	555,747	170,187
Superannuation expenses	32,429	4,694
Other employee related expenses	108,994	6,847
	697,170	181,728

Note 4: Share based payments expense

	For the year ended 30 June 2023	For the period from 10 September 2021 to 30 June 2022
	\$	\$
<i>Share based payments expense</i>		
6,000,000 Options issued to Directors (Note 17)	116,818	80,333
2,600,000 Performance rights issued to Directors (Note 17)	93,700	28,751
500,000 Options issued to a supplier (Note 17)	108,385	-
	318,903	109,084

The Company has provided payment to related parties in the form of share-based compensation.

The cost of these equity-settled transactions is measured by reference to the fair value at the date at which they are granted.

	For the year ended 30 June 2023	For the period from 10 September 2021 to 30 June 2022
	\$	\$

Note 5: Expenses

Loss before income tax from continuing operations includes the following specific expenses not otherwise disclosed:

Exploration expense	-	13,272
Statutory compliance	23,067	963
Marketing and investor relations	377,702	42,433
Depreciation – Right of use assets	74,216	31,938
Depreciation - PPE	38,861	3,680

NOTES TO THE FINANCIAL STATEMENTS (CONTINUED)**Note 6: Income Tax (expense)/benefit**

	For the year ended 30 June 2023	For the period from 10 September 2021 to 30 June 2022
	\$	\$
Recognised in the income statement:		
<i>Current tax (expense) / benefit</i>	-	-
<i>Deferred tax (expense) / benefit</i>	-	-
Total income tax (expense) / benefit	-	-
<i>Reconciliation between tax expense and pre-tax net profit</i>		
Loss before income tax	(1,851,343)	(489,804)
Income tax calculated at 25%	(462,836)	(122,451)
Tax effect amounts which are not deductible/(taxable) in calculating taxable income:		
Share-based payments	79,726	27,271
Deferred tax on tax losses not brought to account	383,110	95,180
Income tax expense	-	-

A deferred tax asset ('DTA') on the timing differences has not been recognised as they do not meet the recognition criteria as outlined below. A DTA has not been recognised in respect of tax losses either as realisation of the benefits is not regarded as probable.

The tax benefits of the above deferred tax assets will only be obtained if:

- a) The Company derives future assessable income of a nature and of an amount sufficient to enable the benefit to be utilised;
- b) The Company continues to comply with the conditions for deductibility imposed by law; and
- c) No changes in income tax legislation adversely affect the Company in utilising the benefits.

The income tax expense or benefit for the period is the tax payable on the current periods taxable income based on the applicable income tax rate by changes in deferred tax assets and liabilities attributable to temporary differences.

The unused tax losses for which no deferred tax asset has been recognised are estimated at \$1,913,160 (2022: \$370,720).

LITHIUM PLUS MINERALS LTD

ABN 88 653 574 219

NOTES TO THE FINANCIAL STATEMENTS (CONTINUED)

Note 7: Basic and diluted loss per share

	30 June 2023	30 June 2022
	\$	\$
Basic earnings/(loss) per share	(0.0188)	(0.0119)
Diluted earnings/(loss) per share*	(0.0188)	(0.0119)
Loss used in calculation of basic and diluted loss per share	(1,851,343)	(489,804)
	No.	No.
Weighted average number of shares used as the denominator in calculating basic earnings per share	98,353,479	41,142,055
Weighted average number of shares used as the denominator in calculating diluted earnings per share	98,353,479	41,142,055

*10,100,000 (FY 2022: 8,600,000) potential shares were excluded from the calculation of diluted loss per share because they are antidilutive for the period ended 30 June 2023 as the Company is in a loss position.

Note 8: Cash and cash equivalents

	30 June 2023	30 June 2022
	\$	\$
Cash at bank	4,304,495	9,117,786
Cash on term deposit – 3 month	1,500,000	-
	5,804,495	9,117,786

Note 9: Short-term investments

	30 June 2023	30 June 2022
	\$	\$
Cash on term deposit – 6 month	2,500,000	-
	2,500,000	-

Note 10: Other receivables

	30 June 2023	30 June 2022
	\$	\$
GST refundable	145,932	60,988
	145,932	60,988

Note 11: Other current assets

	30 June 2023	30 June 2022
	\$	\$
Deposits to suppliers	12,925	12,925
Tenement security deposits	70,205	-
Prepaid accommodation and insurance	34,062	32,759
Accrued Term deposit interest receivable	10,073	-
Withholding credits	14,932	578
	142,197	46,262

Note 12: Exploration and evaluation

On 15 November 2021 the Company entered into a sale of Tenements Agreement with Lithium Plus Pty Ltd which was completed in December 2021.

The movement in the exploration and evaluation balance is as follows:

	30 June 2023	30 June 2022
	\$	\$
Opening balance	4,171,835	-
Tenements acquired per Tenement acquisition agreement	-	3,600,000
Stamp duty on tenement transfers	-	227,705
	4,412,240	344,130
Exploration expenditure capitalised	4,412,240	344,130
Closing balance	8,584,075	4,171,835

For personal use only

LITHIUM PLUS MINERALS LTD

ABN 88 653 574 219

NOTES TO THE FINANCIAL STATEMENTS (CONTINUED)

Note 12: Exploration and evaluation (continued)

In December 2021, the Company acquired 19 granted Tenements and 3 under application at a cost of \$3,600,000 settled by the issue of 36,000,000 Lithium Plus Minerals Ltd's shares at \$0.10 per share.

The transfer of the Tenements was registered by the Department of Industry, Tourism and Trade on 17 December 2021, and the shares were issued on 22 December 2021. Cash of \$227,700 was paid for the associated transfer stamp duty.

Note 13: Plant and equipment

	30 June 2023	30 June 2022
	\$	\$
<i>Office equipment</i>		
Office equipment - at cost	7,863	-
Less: Accumulated depreciation	(1,967)	-
	<u>5,896</u>	<u>-</u>
<i>Motor vehicles</i>		
Motor vehicles – at cost	100,165	100,165
Less: Accumulated depreciation	(28,721)	(3,680)
	<u>71,444</u>	<u>96,485</u>
<i>Geological tools</i>		
Geological tools - at cost	77,990	-
Less: Accumulated depreciation	(11,853)	-
	<u>66,137</u>	<u>-</u>
	<u>143,477</u>	<u>96,485</u>

Reconciliations of the written down values at the beginning and end of the current financial period is set out below:

Office equipment

Balance at 1 July	-	-
Acquisitions	7,863	-
Depreciation	(1,967)	-
Balance at 30 June	<u>5,896</u>	<u>-</u>

Motor vehicles

Balance at 1 July	96,485	-
Acquisitions	-	100,165
Depreciation	(25,041)	(3,680)
Balance at 30 June	<u>71,444</u>	<u>96,485</u>

Geological tools

Balance at 1 July	-	-
Acquisitions	77,990	-
Depreciation	(11,853)	-
Balance at 30 June	<u>66,137</u>	<u>-</u>
	<u>143,477</u>	<u>96,485</u>

For personal use only

LITHIUM PLUS MINERALS LTD

ABN 88 653 574 219

NOTES TO THE FINANCIAL STATEMENTS (CONTINUED)

Note 14: Right of use assets

	30 June 2023	30 June 2022
	\$	\$
Land & buildings – right-of-use	181,980	179,353
Less: accumulated depreciation	(106,154)	(31,938)
	<u>75,826</u>	<u>147,415</u>

The company leases its Sydney office and Darwin warehouse under agreements of between two to three years with, options to extend. The leases have various escalation clauses. On renewal, the terms of the leases are renegotiated.

Note 15: Trade and other payables

	30 June 2023	30 June 2022
	\$	\$
Trade creditors	482,573	125,153
Accruals	469,803	
Other payables	34,642	-
	<u>987,018</u>	<u>125,153</u>

Refer to Note 20 for further information on financial instruments.

Note 16: Lease liabilities

	30 June 2023	30 June 2022
	\$	\$
Current Lease liabilities	70,288	71,810
Non-current Lease liabilities	8,970	76,972
Total carrying amount of lease liabilities	<u>79,258</u>	<u>148,782</u>

Lease expenses and cash flow

Interest expense on Lease liabilities	4,513	3,129
Depreciation expense on lease assets	74,216	31,938
Total cash outflow in relation to leases	76,633	30,571

For personal use only

LITHIUM PLUS MINERALS LTD

ABN 88 653 574 219

NOTES TO THE FINANCIAL STATEMENTS (CONTINUED)

Note 17: Issued capital

	30 June 2023 Shares	30 June 2023 \$	30 June 2022 Shares	30 June 2022 \$
Ordinary shares - fully paid	112,340,000	17,569,718	97,000,000	13,208,987

Issue date	Movements in fully paid ordinary shares	Issue price	Number of shares	\$
	Opening balance		-	-
10 Sept 21	Shares subscribed by founding directors (cash)	\$0.001	9,550,000	9,550
4 Nov 21	Shares issued to pre-IPO subscribers (cash)	\$0.10	1,500,000	150,000
6 Dec 21	Shares issued to pre-IPO subscribers (cash)	\$0.10	4,750,000	475,000
29 Dec 21	Shares issued to acquire tenements (Note 12)	\$0.10	36,000,000	3,600,000
31 Dec 21	Shares issued to pre-IPO subscribers (cash)	\$0.10	5,200,000	520,000
13 April 22	Shares issued under initial public offer (cash)	\$0.25	40,000,000	10,000,000
26 April 22	Costs of fund raising		-	(1,545,563)
	Balance at 30 June 2022		97,000,000	13,208,987
15 March 23	Shares issued to supplier	\$0.35	240,000	84,000
30 May 23	Shares issued to subscribers (cash)	\$0.30	15,100,000	4,530,000
30 May 23	Costs of fund raising		-	(253,269)
	Balance at 30 June 2023		112,340,000	17,569,718

Ordinary shares

Ordinary shares entitle the holder to participate in dividends and the proceeds on the winding up of the Company in proportion to the number of and amounts paid on the shares held. Ordinary shares have no par value and there is no limit to the authorised capital of the Company.

On a show of hands every member present at a meeting in person or by proxy shall have one vote and upon a poll each share shall have one vote.

Share buy-back

There is no current on-market share buy-back.

Capital risk management

The Company's objectives when managing capital is to safeguard its ability to continue as a going concern, so that it can provide returns for shareholders and benefits for other stakeholders and to maintain an optimum capital structure to reduce the cost of capital.

Capital is regarded as total equity, as recognised in the statement of financial position, plus net debt. Net debt is calculated as total borrowings less cash and cash equivalents.

In order to maintain or adjust the capital structure, the Company may adjust the amount of dividends paid to shareholders, return capital to shareholders, issue new shares or sell assets to reduce debt.

The Company would look to raise capital when an opportunity to invest in a business or Company was seen as value adding relative to the current Company's share price at the time of the investment. The Company is not actively pursuing additional investments in the short term as it continues to integrate and grow its existing businesses in order to maximise synergies.

For personal use only

NOTES TO THE FINANCIAL STATEMENTS (CONTINUED)**Note 17: Issued capital (continued)****Share based payment****Options & performance rights outstanding**

	Date of issue	Issue Price per Option	Number of Options	Exercise price	Expiry date
Director's options	31 October 2021	\$0.0001	6,000,000	\$0.25	31 Oct 2026
Broker options	22 April 2022	-	4,000,000	\$0.3125	22 April 2025
Performance rights	10 March 2022	-	2,600,000	Nil	10 March 2027
Supplier options	1 July 2022	-	500,000	\$0.48	30 June 2025
Broker options	30 May 2023	-	1,000,000	\$0.60	31 May 2026
			<u>14,100,000</u>		

Supplier options

The Company issued 500,000 options to a supplier on 1 July 2022. Each option entitles the holder, on exercise, to one ordinary fully paid share in the Company. Options were issued at nil consideration and expire on the third anniversary of their issue. The option exercise price is \$0.48.

The table below summarises the variables used in determining the values of options granted to Aetas:

Assumptions	
Share price	\$0.41
Exercise price	\$0.48
Vesting date	Immediate
Expiry date	30 June 2025
Expected future volatility	86.0%
Risk free rate	3.086%
Dividend yield	nil
Option value	\$0.2168

A charge of \$108,386 was made during the period as the calculated cost of the options issue, based on the options pricing model. Vesting conditions other than market conditions are not taken into account when estimating the fair value and any service requirements to be rendered are presumed to be satisfied.

No voting or dividend rights are attached to the options.

Broker options

The costs May 2023 fund raising include the fair value of 1,000,000 broker options issued on the 30 May 2023 as payment of broker fees payable. The broker options vest immediately and were valued using the Binomial valuation model.

The table below summarises the variables used in determining the values of options granted as cost of services:

Assumptions	
Share price	\$0.30
Exercise price	\$0.60
Vesting date	Immediate
Expiry date	31 May 2026
Expected future volatility	94.34%
Risk free rate	3.439%
Dividend yield	nil
Option value	\$0.1381

A charge of \$138,106 was debited to costs of fund raising during the period as the calculated cost of the options issue, based on the options pricing model. Vesting conditions other than market conditions are not taken into account when estimating the fair value and any service requirements to be rendered are presumed to be satisfied.

LITHIUM PLUS MINERALS LTD

ABN 88 653 574 219

NOTES TO THE FINANCIAL STATEMENTS (CONTINUED)

Note 17: Issued capital (continued)

Broker options (continued)

No voting or dividend rights are attached to the options.

Note 18: Reserves

	30 June 2023	30 June 2022
	\$	\$
Opening Balance	628,793	-
Options issued		
• Directors Option	116,819	80,933
• Broker Options	-	519,109
• Supplier Options (Note 17)	108,386	-
• Broker Options May 23 fund raising (Note 17)	138,106	-
Performance rights issued	93,699	28,751
Balance at 30 June 2023	<u>1,085,803</u>	<u>628,793</u>

Note 19: Cash used in operating activities -

	30 June 2023	30 June 2022
	\$	\$
Net cash used in operating activities		
Loss after tax	(1,851,343)	(489,804)
<i>Add/(less) non-cash items:</i>		
Share based payments expense	318,903	109,084
Depreciation expense	113,077	35,618
Lease adjustments	4,513	
<i>Add/(less) movement in operating assets and liabilities:</i>		
Increase in trade and other receivables	(84,946)	(60,988)
Increase in prepayments	(95,934)	(46,262)
Increase in trade and other payables	945,865	125,153
Increase/(decrease) in provisions and employee benefits	(3,508)	18,860
Net cash used in operating activities	<u>(653,373)</u>	<u>(308,339)</u>

For personal use only

NOTES TO THE FINANCIAL STATEMENTS (CONTINUED)**Note 20: Financial Instruments****Financial Risk Management Policies**

The Company's financial instruments consist mainly of deposits with banks, short-term investments and accounts receivable and payable.

The main purpose of non-derivative financial instruments is to raise finance for Company investments.

Derivatives are not used by the Company for hedging purposes. The Company does not speculate in the trading of derivative instruments.

i. Treasury Risk Management

The Board of Directors of the Company meet on a regular basis to analyse financial risk exposure and to evaluate treasury management strategies in the context of the most recent economic conditions and forecasts.

The overall risk management strategy seeks to minimise potential adverse effects on financial performance.

Risk management initiatives are addressed by the Board when required.

ii. Financial Risk Exposures and Management

The main risks the Company is exposed to through its financial instruments are interest rate risk, liquidity risk.

Interest rate risk

Interest rate risk is the risk that a financial instruments value will fluctuate as a result of changes in market interest rates. All of the entity's exposure to interest rate risk is limited to cash and cash equivalents.

At 30 June 2023, the Company is exposed to interest rate risk on cash balances and deposits held in interest bearing accounts. The Board monitors its interest rate exposure and attempts to maximise interest income whilst ensuring sufficient funds are available for the Company's operating activities. Companies' exposure to interest rate risk at 30 June 2023 approximates reasonable interest rate movements applied to the value of cash and cash equivalents and term deposits recorded as other receivables.

Liquidity risk

The Company manages liquidity risk by monitoring forecast cash flows.

Market risk

Market risk is the risk that the value of the Company's investments will fluctuate as a result of changes in market prices.

At 30 June 2023, the Company does not have any market risk exposure.

NOTES TO THE FINANCIAL STATEMENTS (CONTINUED)**Note 20: Financial Instruments (continued)****Net fair values of financial assets and liabilities**

Assets and liabilities included in the Statement of Financial Position are carried at amounts that approximate their fair values. Please refer to Note 1 for the methods and assumptions adopted in determining net fair values for investments.

Credit risk

The maximum exposure to credit risk, excluding the value of any collateral or other security, at balance date to recognise financial assets, is the carrying amount, net of any provisions for impairment of those assets, as disclosed in the statement of financial position and notes to the financial statements.

Credit risk is reviewed regularly by the Board of Directors.

The Senior Executives ensure that the Company deals with:

- Only banks and financial institutions with an "A" rating;

The credit risk for counterparties included in trade and other receivables at 30 June 2023 is detailed below:

	30 June 2023	30 June 2022
	\$	\$
Other Receivables	145,934	60,988

Price risk

The Company does not have any exposure to price risk.

iii. Net Fair Values

As at 30 June 2023, the carrying amounts of all financial assets and liabilities approximated their fair values.

iv. Sensitivity Analysis**Interest rate risk and credit risk**

The Company has performed sensitivity analysis relating to its exposures to interest rate risk at balance date. Sensitivity analysis relating to the Company's exposure to interest rate risk is summarised below and demonstrates the effect on the current year results and equity which could result from a change in interest rates:

30 June 2023	Sensitivity %	Effect on Profit \$	Effect on Equity \$
Interest rate	+1.00	+80,900	+80,900
	-1.00	-80,900	-80,900
30 June 2022	Sensitivity %	Effect on Profit \$	Effect on Equity \$
Interest rate	+1.00	+90,007	+90,007
	-1.00	-90,007	-90,007

LITHIUM PLUS MINERALS LTD

ABN 88 653 574 219

NOTES TO THE FINANCIAL STATEMENTS (CONTINUED)

Note 20: Financial Instruments (continued)

The Company's effective weighted interest rate for classes of financial assets and liabilities is set out below:

30 June 2023		Weighted average interest rate	Floating interest	1 year or less	Non-interest bearing	Total
Note	\$		\$	\$	\$	
Financial assets						
Cash and cash equivalents	8	1.62%	4,090,050	1,500,000	214,445	5,804,495
Short-term investments	9	3.92%		2,500,000		2,500,000
Trade and other receivables	10	-	-	-	145,932	145,932
			4,090,050	4,000,000	360,377	8,450,427

30 June 2023		Weighted average interest rate	1 year or less	Between 1 and 2 years	Between 2 and 5 years	Over 5 years
Note	\$		\$	\$	\$	\$
Financial liabilities						
<i>Non-interest bearing</i>						
Trade and other payables and liabilities	15	-	987,018	-	-	-
<i>Interest bearing – fixed rate</i>						
Lease liability	16	4%	70,288	8,970	-	-
			1,057,306	8,970	-	-

30 June 2022		Weighted average interest rate	Floating interest	1 year or less	Non-interest bearing	Total
Note	\$		\$	\$	\$	\$
Financial assets						
Cash and cash equivalents	8	0.136%	9,000,655	-	117,131	9,117,786
Trade and other receivables	10	-	-	-	60,988	60,988
			9,000,655	-	178,119	9,178,774

30 June 2022		Weighted average interest rate	1 year or less	Between 1 and 2 years	Between 2 and 5 years	Over 5 years
Note	\$		\$	\$	\$	\$
Financial liabilities						
<i>Non-interest bearing</i>						
Trade and other payables and liabilities	15	-	125,153	-	-	-
<i>Interest bearing – fixed rate</i>						
Lease liability	16	4%	71,810	76,972	-	-
			196,963	76,972	-	-

For personal use only

LITHIUM PLUS MINERALS LTD

ABN 88 653 574 219

NOTES TO THE FINANCIAL STATEMENTS (CONTINUED)

Note 21: Key management personnel

Key management personnel remuneration includes the following as disclosed in detail in the remuneration report:

	30 June 2023	30 June 2022
	\$	\$
Short term benefits	537,344	170,187
Post-employment benefits	27,300	4,694
Share based payments	210,518	109,084
Total remuneration	775,162	283,965

Note 22: Auditor remuneration

During the financial period the following fees paid or payable for services provide by RSM Australia Partners, the auditor of the Company, its network firms:

	30 June 2023	30 June 2022
	\$	\$
Audit services		
Audit and review of the financial reports	55,000	50,000
Other services		
Taxation compliance and advisory	-	-
Investigating accountant report	-	35,000
Total remuneration paid to RSM Australia Partners	55,000	85,000

Note 23: Dividends

No dividends were paid or proposed during the financial period ended 30 June 2023. The Company has no franking credits available as at 30 June 2023.

Note 24: Commitments and contingencies

Commitments

Exploration Commitments – the Company has an obligation to pay annual rent and perform a minimum amount of exploration work and spend a minimum amount of money on its tenements. The minimum amounts of expenditure required is set by the Department of Industry, Tourism and Trade, Northern Territory Government.

	30 June 2023	30 June 2022
	\$	\$
Expenditure required on Exploration Licences		
Within one year	131,094	41,253
More than one year but less than five years	840	2,828
Greater than five years	-	-
Total commitments	131,934	44,081

Native Title and Aboriginal Heritage

The Tenements are or may be subject to Native Title claims, or Native Title determinations, or may be subject to future Native Title applications. This may preclude or delay granting of exploration and mining tenements or restrict the ability of the Company to explore, develop and/or commercialise the Tenements. Considerable expenses may be incurred in negotiating and resolving issues, including any compensation agreements reached in settling with Native Title holders or claimants with rights over any of the mining tenements held or acquired by the Company.

In addition, determined Native Title holders may seek compensation under the Native Title Act for the impacts of acts affecting native title rights and interests after the commencement of the Racial Discrimination Act 1975 (Cth) on 31 October 1975.

The Directors continue to closely monitor the potential effect of Native Title claims or Aboriginal heritage matters involving tenements in which the Company has or may have an interest.

For personal use only

NOTES TO THE FINANCIAL STATEMENTS (CONTINUED)

Note 25: Matters subsequent to the end of the financial period

No matters or circumstance has arisen since 30 June 2023 that has significantly affected, or may significantly affect the Company's operations, the results of those operations, or the Company's state of affairs in future financial years.

Note 26: Related Party Disclosure:

Key management personnel

Disclosures relating to key management personnel are set out in Note 21 and the remuneration report included in the directors' report.

Transaction with related parties

There were no other transactions between related parties during the period.

For personal use only

DIRECTORS' DECLARATION


In the opinion of the Directors of Lithium Plus Minerals Ltd ("the Company"):

1. the attached financial statements and notes comply with the Corporations Act 2001, the Accounting Standards, the Corporations Regulations 2001 and other mandatory professional reporting requirements;
2. the attached financial statements and notes comply with Australian Accounting Standards as issued by the Australian Accounting Standards Board as described in note 1 to the financial statements;
3. the attached financial statements and notes give a true and fair view of the Company's financial position as at 30 June 2023 and of its performance for the financial period ended on that date; and
4. there are reasonable grounds to believe that the Company will be able to pay its debts as and when they become due and payable.

The Directors have been given the declarations required by section 295A of the Corporations Act 2001.

Signed in accordance with a resolution of Directors made pursuant to section 295(5)(a) of the Corporations Act 2001.

On behalf of the Directors



Bin Guo
Executive
Chairman

Dated at Sydney this 25th day of August 2023

For personal use only

INDEPENDENT AUDITOR'S REPORT

To the Members of Lithium Plus Minerals Limited

Opinion

We have audited the financial report of Lithium Plus Minerals Limited (the Company), which comprises the statement of financial position as at 30 June 2023, the statement of comprehensive income, the statement of changes in equity and the statement of cash flows for the year then ended, and notes to the financial statements, including a summary of significant accounting policies, and the directors' declaration.

In our opinion the accompanying financial report of the company is in accordance with the Corporations Act 2001, including:

- (i) giving a true and fair view of the Company's financial position as at 30 June 2023 and of its financial performance for the year then ended; and
- (ii) complying with Australian Accounting Standards and the Corporations Regulations 2001.

Basis for Opinion

We conducted our audit in accordance with Australian Auditing Standards. Our responsibilities under those standards are further described in the *Auditor's Responsibilities for the Audit of the Financial Report* section of our report. We are independent of the Company in accordance with the auditor independence requirements of the Corporations Act 2001 and the ethical requirements of the Accounting Professional and Ethical Standards Board's APES 110 *Code of Ethics for Professional Accountants* (the Code) that are relevant to our audit of the financial report in Australia. We have also fulfilled our other ethical responsibilities in accordance with the Code.

We confirm that the independence declaration required by the Corporations Act 2001, which has been given to the directors of the Company, would be in the same terms if given to the directors as at the time of this auditor's report.

We believe that the audit evidence we have obtained is sufficient and appropriate to provide a basis for our opinion.

Key Audit Matters

Key audit matters are those matters that, in our professional judgement, were of most significance in our audit of the financial report of the current period. These matters were addressed in the context of our audit of the financial report as a whole, and in forming our opinion thereon, and we do not provide a separate opinion on these matters.

Key Audit Matter	How our audit addressed this matter
Exploration and Evaluation Assets Refer to Note 12 in the financial statements	
<p>Included in Note 12, Exploration and Evaluation is \$8,584,075 in capitalised exploration and evaluation expenditure of which \$4,412,240 was capitalised during the year under review.</p> <p>We consider the carrying amount of these assets under <i>AASB 6 Exploration for and Evaluation of Mineral Resources</i> to be a key audit matter due the materiality of the balance relative to other assets.</p> <p>We consider the carrying amount of these assets under AASB 6 Exploration for and Evaluation of Mineral Resources due to the significant management judgments involved, including:</p> <ul style="list-style-type: none"> • whether the exploration and evaluation spend can be associated with finding specific mineral resources, and the basis on which that expenditure is allocated to an area of interest; • the Company's ability and intention to continue to explore the area; • which costs should be capitalised; • the existence of any impairment indicators (such as the potential that mineral reserves and resources may not be commercially viable for extraction, or that the carrying value of the assets may not be recovered through sale or successful development) - and if so, those applied to determine and quantify any impairment loss; • whether exploration activities have reached the stage at which the existence of an economically recoverable reserve may be determined. 	<p>Our audit procedures included, among others:</p> <ul style="list-style-type: none"> • Obtaining evidence that the Company has valid rights to explore in the specific areas of interest. • Ensuring that the right to tenure of the areas of interest was current through confirmation with the relevant government departments; • Critically assessing and evaluating management's assessment that no indicators of impairment existed; • Agreeing a sample of the additions to capitalised exploration assets to supporting documentation, to confirm they were capitalised in line with the measurement and other criteria of the Australian Accounting Standards; • Holding discussions with and making enquiries of the Company's management team, reviewing of the Group's ASX announcements, and other relevant documentation, and: • Confirming the existence of plans to determine that the Group will incur substantive expenditure on further exploration for and evaluation of mineral resources in the specific areas of interest. • Confirming that management has not resolved to discontinue activities in the specific area of interest. • Assess the adequacy of the disclosures in the financial statements.

Key Audit Matter	How our audit addressed this matter
<p>Share capital Refer to Note 17 in the financial statements</p>	
<p>The Company has share capital of \$17,569,718 (net of share issue expenses) as at 30 June 2023. During the year, \$4,614,000 share capital was issued.</p> <p>We consider this to be a key audit matter because of the materiality of the share capital balance and the quantum of the share capital raised during the year.</p>	<p>Our audit procedures included, among others:</p> <ul style="list-style-type: none"> • Obtained the share register, the related reconciliation, and the ASIC records and inspected the balance in the share capital was supported by the underlying supporting records. • Where applicable, tested the share issued were received in cash by inspection of the banking records. • Evaluated the appropriateness of the accounting treatment for shares issued via share-based payments and inspected the related agreements. • Verified the share issues through ASX announcements. • Performed ASIC search and verified the number of shares and the value of shares as at 30 June 2023. • Assessed the adequacy of the disclosures in the financial statements.
<p>Share-based payments Refer to Note 17 in the financial statements</p>	
<p>During the reporting period, Lithium Plus Mineral Limited entered into the following share-based payment arrangements:</p> <ul style="list-style-type: none"> • 1,000,000 broker options were issued to the broker in relation to equity placement raised; • 500,000 shares were issued to vendor for services rendered. <p>We consider this to be a key audit matter because of:</p> <ul style="list-style-type: none"> • the complexity of the accounting required to value the instruments. • the judgmental nature of inputs into the valuation models, including the likelihood of vesting conditions being met, and the appropriate valuation methodology to apply. • the variety of conditions associated with each instrument. 	<p>Our audit procedures included, among others:</p> <ul style="list-style-type: none"> • Made enquiries of management, about the nature of and the rationale behind the instruments issued. • Reviewed the terms and conditions of the instruments issued. • Obtained the independent valuation report and reviewed the valuation methodology and inputs into the models to ensure it is in compliance with AASB 2. • Critically evaluated the key assumptions used in the models were consistent with the underlying agreements. • Recalculated the value of the share-based payment expense and costs of capital to be recognised and the reserve balance based on the valuation of each instrument. <p>Reviewed the adequacy of the relevant disclosures, including the disclosures in respect of judgments made, in the financial statements.</p>

Other Information

The directors are responsible for the other information. The other information comprises the information included in the Company's annual report for the year ended 30 June 2023, but does not include the financial report and the auditor's report thereon.

Our opinion on the financial report does not cover the other information and accordingly we do not express any form of assurance conclusion thereon.

In connection with our audit of the financial report, our responsibility is to read the other information and, in doing so, consider whether the other information is materially inconsistent with the financial report or our knowledge obtained in the audit or otherwise appears to be materially misstated.

If, based on the work we have performed, we conclude that there is a material misstatement of this other information, we are required to report that fact. We have nothing to report in this regard.

Responsibilities of the Directors for the Financial Report

The directors of the Company are responsible for the preparation of the financial report that gives a true and fair view in accordance with Australian Accounting Standards and the Corporations Act 2001 and for such internal control as the directors determine is necessary to enable the preparation of the financial report that gives a true and fair view and is free from material misstatement, whether due to fraud or error.

In preparing the financial report, the directors are responsible for assessing the ability of the Company to continue as a going concern, disclosing, as applicable, matters related to going concern and using the going concern basis of accounting unless the directors either intend to liquidate the Company or to cease operations, or have no realistic alternative but to do so.

Auditor's Responsibilities for the Audit of the Financial Report

Our objectives are to obtain reasonable assurance about whether the financial report as a whole is free from material misstatement, whether due to fraud or error, and to issue an auditor's report that includes our opinion. Reasonable assurance is a high level of assurance, but is not a guarantee that an audit conducted in accordance with the Australian Auditing Standards will always detect a material misstatement when it exists. Misstatements can arise from fraud or error and are considered material if, individually or in the aggregate, they could reasonably be expected to influence the economic decisions of users taken on the basis of this financial report.

A further description of our responsibilities for the audit of the financial report is located at the Auditing and Assurance Standards Board website at: https://www.auasb.gov.au/admin/file/content102/c3/ar2_2020.pdf

This description forms part of our auditor's report.


Report on the Remuneration Report*Opinion on the Remuneration Report*

We have audited the Remuneration Report included in pages 9 to 15 of the directors' report for the year ended 30 June 2023.

In our opinion, the Remuneration Report of Lithium Plus Minerals Limited., for the year ended 30 June 2023 complies with section 300A of the Corporations Act 2001.

Responsibilities

The directors of the Company are responsible for the preparation and presentation of the Remuneration Report in accordance with section 300A of the Corporations Act 2001. Our responsibility is to express an opinion on the Remuneration Report, based on our audit conducted in accordance with Australian Auditing Standards.

**RSM Australia Partners**

G N Sherwood
Partner

Sydney, NSW
Dated: 25 August 2023

For personal use only

LITHIUM PLUS MINERALS LIMITED

ABN 88 653 574 219

ADDITIONAL INFORMATION PER ASX LISTING RULE 4.10

Additional information required by the ASX Limited Listing rule 4.10 and not disclosed elsewhere in this report is set out below.

Shareholdings

a) *Distribution of Shareholders as at 7 August 2023*

Holding Range	Ordinary Share Holders	Total Shares	% of issued Capital
1 – 1,000	217	151,576	0.13%
1,001 – 5,000	535	1,393,541	1.24%
5,001 – 10,000	254	2,064,012	1.84%
10,001 – 100,000	560	19,659,362	17.50%
100,001 and over	91	89,071,509	79.29%
TOTAL	1,657	112,340,000	100.00%

b) *Unmarketable Parcels as of 7 August 2023*

There were 401 holders of unmarketable parcels (minimum parcel size: 1,887 shares) comprising 406,796 shares or 0.36% of the total shares outstanding

c) *Substantial Shareholders*

There are three substantial shareholders owning more than 5% of shares listed in the holding Group's register as at 7 August 2023.

Name	Number of Shares	Percentage
Lithium Plus Pty Ltd	36,000,000	32.05%
Suzhou Cath Energy Technologies Co Ltd	10,800,000	9.61%
Blue Pebble Capital Pty Ltd<Blue Pebble Family A/C>	6,500,000	5.79%

d) *Voting Rights*

Fully Paid Ordinary Shares:

Subject to any rights or restrictions attached to any class of shares, at a meeting of members, on a show of hands, each member present (in person, by proxy, attorney or representative) has one vote and on a poll, each member present (in person, by proxy, attorney or representative) has one vote for each fully paid share they hold.

Options:

Options do not carry a right to vote.

For personal use only

LITHIUM PLUS MINERALS LIMITED

ABN 88 653 574 219

Twenty Largest Shareholders

The names of the 20 largest holders of fully paid ordinary shares constituting a class of quoted equity securities on the ASX Limited, including the number and percentage held by those at 7 August 2023, are as follows:

Name	Fully Paid Ordinary Shares	Percentage Held
LITHIUM PLUS PTY LTD	36,000,000	32.05%
SUZHOU CATH ENERGY TECHNOLOGIES CO LTD	10,800,000	9.61%
BLUE PEBBLE CAPITAL PTY LTD <BLUE PEBBLE FAMILY A/C>	6,500,000	5.79%
CITICORP NOMINEES PTY LIMITED	3,452,219	3.08%
JIE GAO	3,333,333	2.97%
MS WEILING YUAN	2,286,668	2.04%
MR XIAOLE ZHOU	2,066,667	1.84%
BNP PARIBAS NOMINEES PTY LTD <IB AU NOMS RETAILCLIENT DRP>	1,768,564	1.57%
MARTINI 29 PTY LTD	1,500,000	1.34%
OROGEN INVESTMENTS PTY LIMITED	1,500,000	1.34%
KFT CAPITAL PTY LIMITED <GUNDIMAINA A/C>	1,200,000	1.07%
EVANS LEAP HOLDINGS PTY LTD <EVANS LEAP HOLDINGS A/C>	1,100,000	0.98%
CERTANE CT PTY LTD <RICHLINK HIGH-TECH INVEST>	966,667	0.86%
SU SU	800,000	0.71%
JURRAH INVESTMENTS PTY LTD <RM DAVIS FAMILY A/C>	539,994	0.48%
MR MATTHEW GRAHAM HANSON	523,253	0.47%
RAYNOR CAPITAL PTY LTD <RAYNOR CAPITAL UNIT A/C>	434,454	0.39%
MR PHILIP JOSEPH PARKINS <P H FREIGHT A/C>	401,046	0.36%
COLBERN FIDUCIARY NOMINEES PTY LTD	400,000	0.36%
WHITEHEAD INVESTMENT PLAN PTY LTD	370,000	0.33%
WARBONT NOMINEES PTY LTD <UNPAID ENTREPOT A/C>	361,306	0.32%
Total	76,304,171	67.93%
Total issued capital	112,340,000	100.00%

Unquoted equity securities

	Number on issue	Number of holders
Options expiring 31 Oct 2026 exercisable on payment of \$0.25	6,000,000	4
Options expiring 22 April 2025 exercisable on payment of \$0.3125	4,000,000	1
Options expiring 30 June 2025 exercisable on payment of \$0.48	500,000	2
Options expiring 31 May 2026 exercisable on payment of \$0.60	1,000,000	1
Performance rights expiring 10 March 2027	2,600,000	5

For personal use only

Tenements

Tenement reference	Project	Interest
EL31091	Bynoe	100%
EL31092	Bynoe	100%
EL31133	Bynoe	100%
EL31150	Bynoe	100%
EL31151	Bynoe	100%
EL31200	Bynoe	100%
EL31206	Bynoe	100%
EL31207	Bynoe	100%
EL31419	Bynoe	100%
EL31485	Bynoe	100%
EL32204	Bynoe	100%
EL31148	Barrow Creek	100%
EL31242	Barrow Creek	100%
EL31214	Powell	100%
EL31138	Spotted Wonder	100%
EL31212	Spotted Wonder	100%
EL31285	Spotted Wonder	100%
EL31553	Spotted Wonder	100%
EL31132	Wingate North	100%

For personal use only